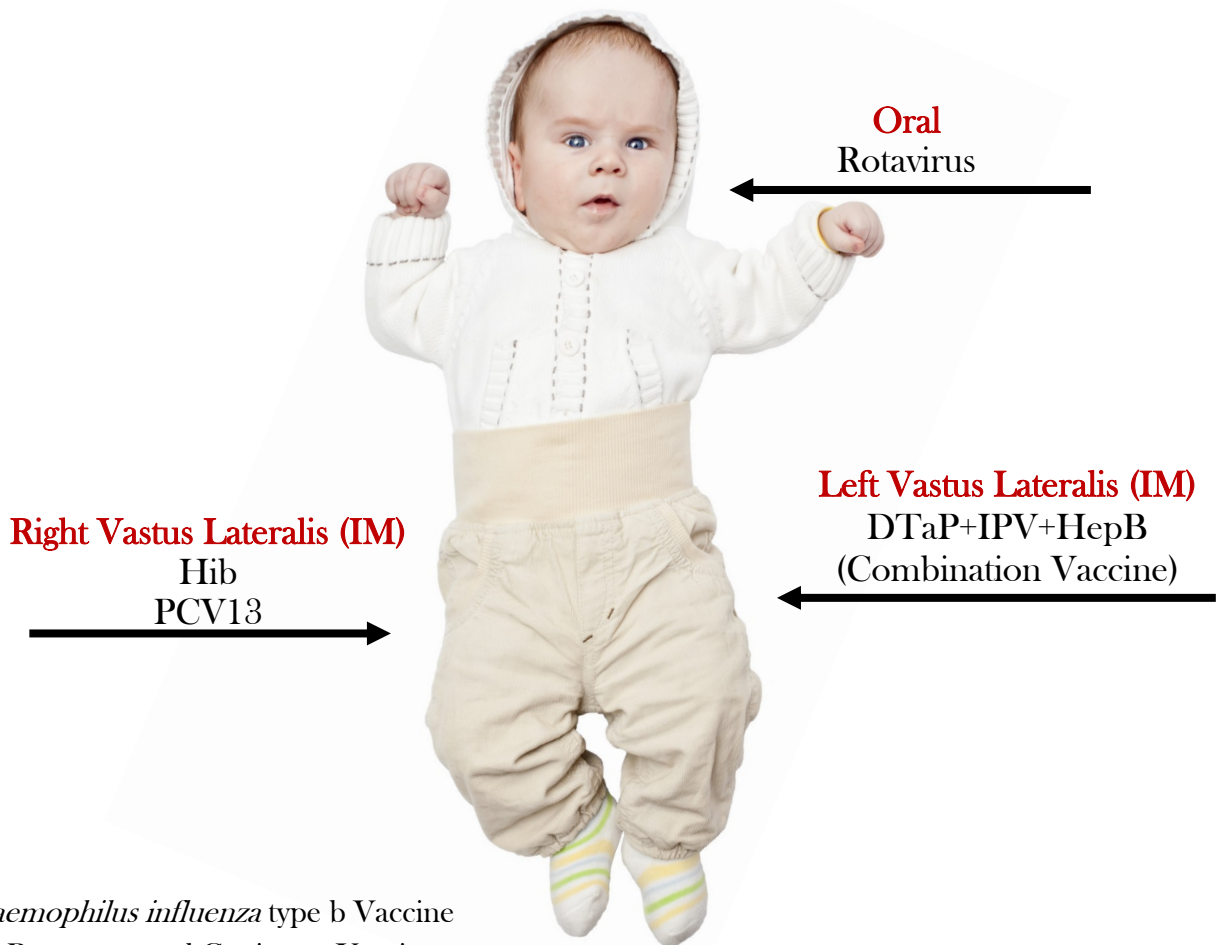


# Anatomic Site Map

Suggested sites for Immunizations

## 2 & 4 Months



Hib—*Haemophilus influenza* type b Vaccine

PCV13—Pneumococcal Conjugate Vaccine

DTaP—Diphtheria Toxoid, Tetanus Toxoid and Acellular Pertussis Vaccine

IPV—Inactivated Polio Vaccine

HepB—Hepatitis B Vaccine

IM—Intramuscular

**Note:** "If more than 2 vaccines are injected in a single limb, the injections should be sufficiently separated (separate anatomic sites [i.e.  $\geq 1$  inch] if possible) so that any local reactions can be differentiated" (ACIP)



# Anatomic Site Map

Suggested sites for Immunizations

## 6 Months



PCV13—Pneumococcal Conjugate Vaccine

DTaP—Diphtheria Toxoid, Tetanus Toxoid and Acellular Pertussis Vaccine

IPV—Inactivated Polio Vaccine

HepB—Hepatitis B Vaccine

IM—Intramuscular

**Note:** “If more than 2 vaccines are injected in a single limb, the injections should be sufficiently separated (separate anatomic sites [i.e.  $\geq 1$  inch] if possible) so that any local reactions can be differentiated” (ACIP)

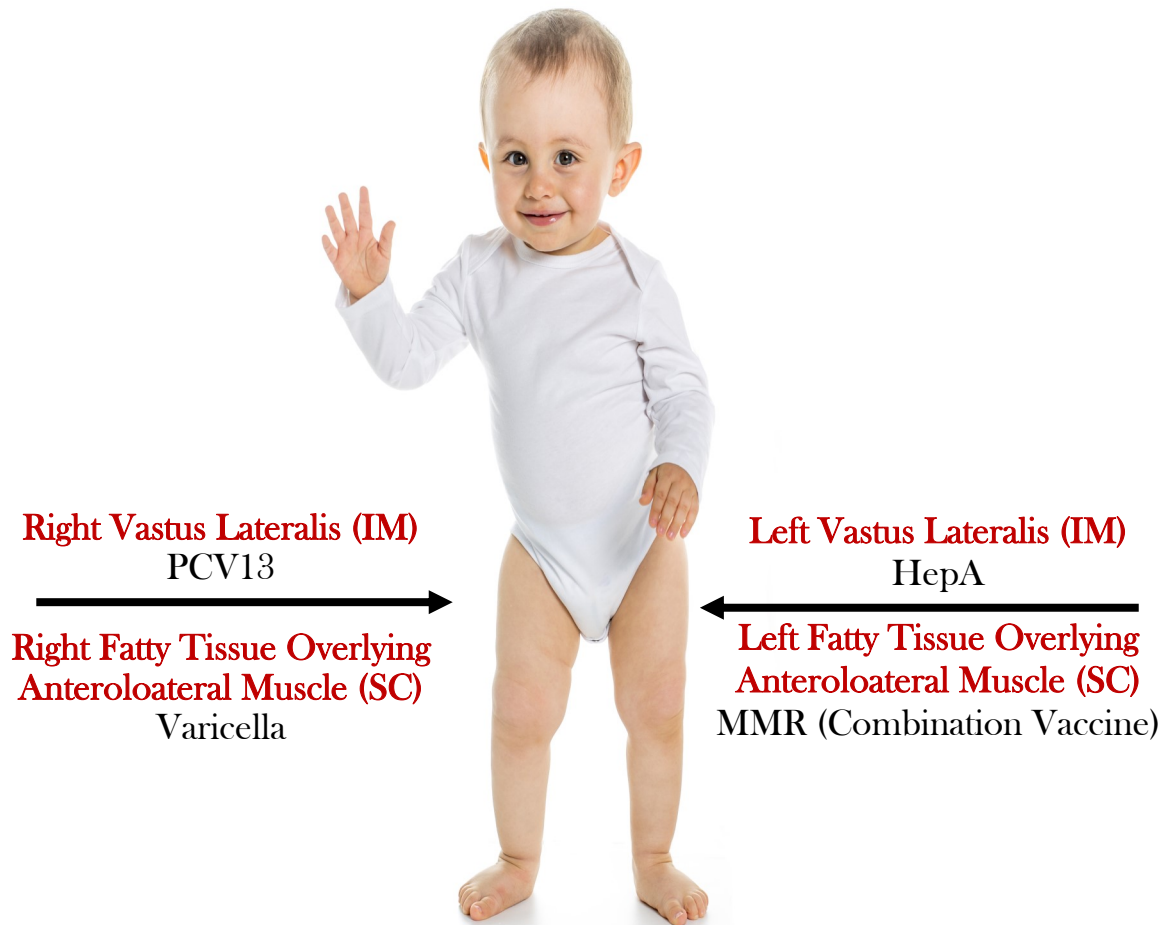
\* 6 months and older: flu vaccine (if indicated) in left vastus lateralis (IM) and/or opposite of PCV13



# Anatomic Site Map

Suggested sites for Immunizations

## 12 Months



PCV13—Pneumococcal Conjugate Vaccine

HepA—Hepatitis A Vaccine

MMR—Measles, Mumps, and Rubella Vaccine

IM—Intramuscular

SC—Subcutaneous

**Note:** “If more than 2 vaccines are injected in a single limb, the injections should be sufficiently separated (separate anatomic sites [i.e.  $\geq 1$  inch] if possible) so that any local reactions can be differentiated” (ACIP)

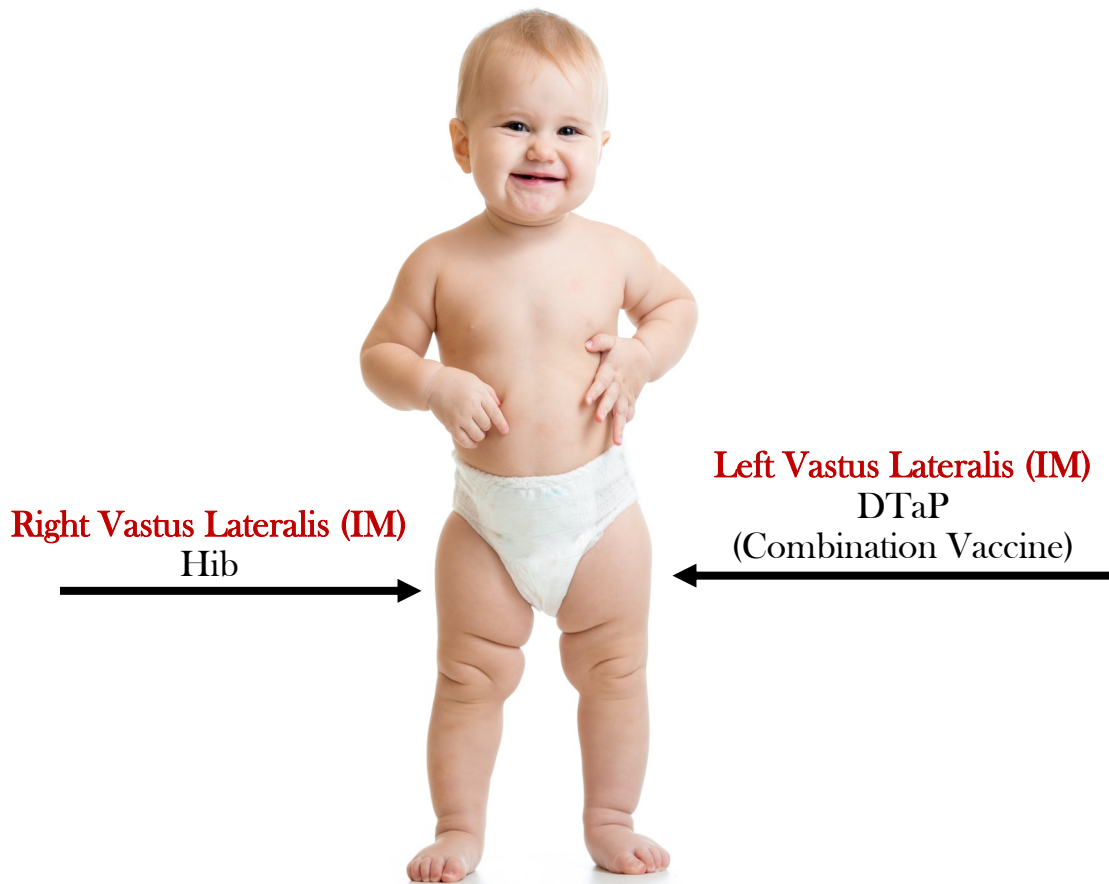
\* 6 months and older: flu vaccine (if indicated) in left vastus lateralis (IM) and/or opposite of PCV13



# Anatomic Site Map

Suggested sites for Immunizations

## 15 Months



Hib—*Haemophilus influenzae* type b Vaccine

DTaP—Diphtheria Toxoid, Tetanus Toxoid and Acellular Pertussis Vaccine

IM—Intramuscular

Note: “If more than 2 vaccines are injected in a single limb, the injections should be sufficiently separated (separate anatomic sites [i.e.  $\geq 1$  inch] if possible) so that any local reactions can be differentiated” (ACIP)

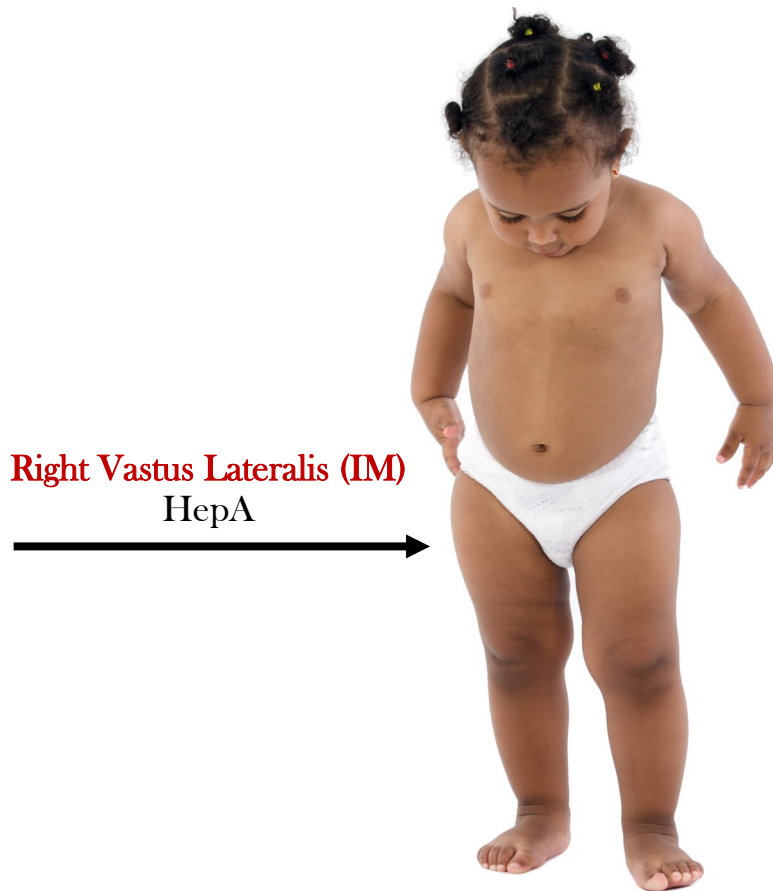
\*6 months and older: flu vaccine (if indicated) in left vastus lateralis (IM)



# Anatomic Site Map

Suggested sites for Immunizations

## 18 Months



**Right Vastus Lateralis (IM)**  
HepA

HepA - Hepatitis A Vaccine

IM—Intramuscular

Note: “If more than 2 vaccines are injected in a single limb, the injections should be sufficiently separated (separate anatomic sites [i.e.  $\geq 1$  inch] if possible) so that any local reactions can be differentiated” (ACIP)

\*6 months and older: flu vaccine (if indicated) in left vastus lateralis (IM)




# Anatomic Site Map

Suggested sites for Immunizations

## 4 - 6 Years

**Right Fatty Tissue overlying  
Tricep (SC)**  
MMRV  
(Combination Vaccine)

A photograph of a young child standing, used as a reference for immunization sites. Two black arrows point from the text labels to the child's arms. One arrow points to the right tricep area, and the other points to the left deltoid area.

**Left Deltoid (IM)**  
DTaP+IPV  
(Combination Vaccine)

MMRV—Measles, Mumps, and Rubella and Varicella Vaccine

DTaP—Diphtheria Toxoid, Tetanus Toxoid and Acellular Pertussis Vaccine

IPV—Inactivated Polio Vaccine

IM—Intramuscular

SC—Subcutaneous

**Note: “If more than 2 vaccines are injected in a single limb, the injections should be sufficiently separated (separate anatomic sites [i.e.  $\geq 1$  inch] if possible) so that any local reactions can be differentiated” (ACIP)**


\* 6 months and older: flu vaccine (if indicated) in left deltoid (IM)



# Anatomic Site Map

Suggested sites for Immunizations

## 11 - 12 years



HPV—Human Papillomavirus Vaccine

Tdap—Tetanus and Diphtheria Toxoids and Acellular Pertussis Vaccine

MenACWY—Meningococcal (A,C,W,Y) Vaccine

IM—Intramuscular

**Note:** “If more than 2 vaccines are injected in a single limb, the injections should be sufficiently separated (separate anatomic sites [i.e.  $\geq 1$  inch] if possible) so that any local reactions can be differentiated” (ACIP)

\*6 months and older: flu vaccine (if indicated) in left deltoid (IM)



# Anatomic Site Map

Suggested sites for Immunizations

## 16 - 18 years



Tdap—Tetanus and Diphtheria Toxoids and Acellular Pertussis Vaccine

MenACWY—Meningococcal (ACWY) Vaccine

IM—Intramuscular

**Note:** “If more than 2 vaccines are injected in a single limb, the injections should be sufficiently separated (separate anatomic sites [i.e.  $\geq 1$  inch] if possible) so that any local reactions can be differentiated” (ACIP)

\* 6 months and older: flu vaccine (if indicated) in left deltoid (IM)

