

# Global Emerging Infections Surveillance & Response System

The Armed Forces Health Surveillance Center



**FISCAL YEAR 2010**

*“Partnering in the Fight against Emerging Infections”*



The Armed Forces Health Surveillance Center (AFHSC) was created to centralize Department of Defense (DoD) domestic and international healthcare surveillance efforts. The organization provides relevant, timely, actionable, and comprehensive health information and supports the military and military-associated populations. The Global Emerging Infections Surveillance and Response System (GEIS) at AFHSC promotes national and international preparedness for emerging infections while maintaining its focus on protecting the health of all DoD health care beneficiaries.

GEIS was established in response to President Clinton’s call to address the inadequate protection of US and global public health communities from emerging infectious disease threats. Today, GEIS continues to partner with Continental US (CONUS) and Outside the Continental US (OCONUS) laboratories to provide expertise in infectious disease surveillance. The primary AFHSC-GEIS CONUS research laboratories are: the Walter Reed Army Institute of Research (WRAIR) in Silver Spring, Maryland; the Naval Medical Research Center (NMRC) in Silver Spring, MD; the US Air Force School of Aerospace Medicine (USAFSAM) in San Antonio, Texas; and the Naval Health Research Center (NHRC) in San Diego, California. The five DoD OCONUS research laboratories that serve as primary AFHSC-GEIS partners are: the Armed Forces Research Institute of Medical Sciences (AFRIMS) in Bangkok, Thailand; the US Army Medical Research Unit – Kenya (USAMRU-K) in Nairobi, Kenya; the US Naval Medical Research Unit No. 2 (NAMRU-2) based in Pearl Harbor, Hawaii; the US Naval Medical Research Unit No. 3 (NAMRU-3) in Cairo, Egypt; and the US Naval Medical Research Unit No. 6 (NAMRU-6) in Lima, Peru. Working in conjunction with their host nations, these partner labs conduct disease surveillance and rapid outbreak response, encourage research and innovation, and build capacity.

The surveillance programs of GEIS focus on five categories of infectious diseases: respiratory infections (RI) with an emphasis on avian and pandemic influenza, gastrointestinal infections (GI), febrile and vector-borne infections (FVBI), antimicrobial resistance (AR), and sexually transmitted infections (STI). In an effort to improve the efficiency and effectiveness of surveillance activities and impose scientific rigor, GEIS initiated steering committees to serve advisors in FY10.



Figure 1. AFHSC-GEIS Priority Surveillance Pillars

Another significant undertaking in 2010 was the integration of World Health Organization’s (WHO) International Health Regulations (IHR (2005)) core capacities into all surveillance activities. The IHR (2005) mandates that all Member States have the ability to detect, analyze, report, and respond to public health events of international concern (PHEICs). AFHSC-GEIS moves the global public health community closer to achieving IHR (2005) compliance by strengthening surveillance and detection, response and readiness, integration and innovation, and cooperation and capacity building through long-standing relationships between the network partners and their sponsor host countries. In an era of increased globalization where the demarcation between diseases of resource-limited countries and those likely to be encountered by deployed DoD personnel continues to converge, the need for an agile surveillance and response capability becomes more essential. AFHSC-GEIS, with its expansive network of renown international researchers, continues to strive for surveillance products of benefit for force health protection and the global health community.

Kevin Russell  
 Captain, US Navy, Medical Corps.  
 Director, DoD Global Emerging Infections Surveillance  
 and Response Systems  
 Deputy Director, Armed Forces Health Surveillance Center

Robert DeFraités  
 Colonel, US Army, Medical Corps.  
 Director, Armed Forces Health Surveillance Center

Editorial Directors

Ms. Ruvani Chandrasekera, Ms. Talia Quandelacy, Dr. Kelly Vest



## Top 10 accomplishments of the AFHSC-GEIS supported network:

- Conducted “Conferencia Regional Andina sobre Enfermedades Infecciosas”, a three day conference on emerging infectious diseases (EIDs) with participants and regional health experts from 11 countries in Central and South America (NAMRU-6)
- Developed steering committees for respiratory infection, gastrointestinal infection, malaria and febrile and vector-borne infection programs to improve the efficiency and effectiveness of Department of Defense surveillance activities (AFHSC-GEIS Partner Network)
- Supported pandemic surge response through collection and analysis of over 81,000 samples (approximately 400% increase over the FY08 pre-pandemic period); one specimen (A/Iraq/8529/2009) was selected as a World Health Organization Northern Hemisphere 2010-2011 seasonal vaccine A/H1N1 reference strain (USAFSAM, NHRC, LRMC)
- Published over 1,000 sequences to GenBank, increasing our scientific knowledge of circulating influenza viruses and assisting public health officials with vaccine selection (AFHSC-GEIS Partner Network)
- Established and maintained Influenza-like Illness (ILI) surveillance in 10 South and Central American countries, totaling 52 sites (NAMRU-6, PHCR-South)
- Supported training in surveillance, diagnostic testing and response of influenza, febrile illness, leishmaniasis, and bacterial/enteric disease diagnosis to over 200 medical and laboratory personnel from the South American region (NAMRU-6, PHCR-South)
- Trained 1,049 Royal Thai Army (RTA) staff in support of military unit-based surveillance at five border areas in Thailand as well as 20 civilian and over 70 Cambodian military personnel in basic malaria microscopy and diagnostics (AFRIMS)
- Trained five Cambodian National Institute of Public Health/NAMRU-2 technicians and 30 Cambodian nationals in influenza strain sequencing, surveillance and epidemiology; provided bacterial laboratory testing support to six Ministry of Health District/Provincial hospitals (NAMRU-2)
- Provided training in laboratory testing and epidemiology of influenza, malaria, diarrheal disease and other EIDs to 1,614 medical and laboratory personnel from 31 countries in Central Asia, the Middle East, North Africa and sub-Saharan Africa (NAMRU-3, USAMRU-K)
- Supported training of 40 medical and laboratory personnel from four countries in East/Central Africa on basic malaria microscopy, influenza, diagnoses of sexually transmitted infections, enteric infections and other febrile illness; helped establish National Influenza Centers (NICs) in Ghana, Burkina Faso, Togo and Cote d’Ivoire, and supported NICs in Kenya, Tanzania, and Uganda (NAMRU-3, USAMRU-K)



Sequence data obtained from GEIS' Influenza Surveillance Program as part of a collaboration between NIH's GenBank and USAFSAM



An example of training malaria microscopists in Kenya, using blood film identification examinations

**65TH MEDICAL BRIGADE, SEOUL, REPUBLIC OF KOREA:** Serves as the strategic link between the Republic of Korea and the CONUS medical base and plans/coordinates US Army medical support at the operational and tactical levels through the early stages of conflict

**AUSTRALIAN ARMY MALARIA INSTITUTE, ENOGGERA, AUSTRALIA:** An Australian Defense Force organization, providing ADF personnel with the best possible protection against vector borne diseases

**ARMED FORCES INSTITUTE OF PATHOLOGY, SILVER SPRING, MARYLAND:** Includes research in basic science, environmental pathology and toxicology, geographic and infectious disease pathology, oncology, and molecular diagnostics; maintains the DoD Medical Mortality Registry

**ARMED FORCES RESEARCH INSTITUTE OF MEDICAL SCIENCE (AFRIMS), BANGKOK, THAILAND:** Originating as the SEATO Cholera Research Laboratory in Thailand in 1958, AFRIMS has expanded to encompass a range of emerging infectious diseases. As the US Army's largest overseas disease research laboratory, the research institute serves as a collaborating center of the WHO for Diagnostic Reference, Training, and Investigation of Emerging Infectious Diseases. GEIS-funded projects began in the late 1990s and monitors disease trends in Thailand, Myanmar, Laos and Nepal

**BROOKE ARMY MEDICAL CENTER (BAMC), SAN ANTONIO, TEXAS:** Part of the United States Army Medical Command, serves as a teaching hospital to University of Texas Health Science Center and Uniformed Services University of the Health Sciences (USUHS), and contains the Army Burn Center

**GLOBAL VIRAL FORECASTING INITIATIVE (GVFI), SAN FRANCISCO, CALIFORNIA:** An independent organization whose team has spent the last 10+ years developing a global system to prevent pandemics

**JOHNS HOPKINS UNIVERSITY/APPLIED PHYSICS LAB (JHU/APL), LAUREL, MARYLAND:** Solves complex research, engineering, and analytical problems that present critical challenges to the US through utilizing hands-on operational knowledge of the military and security environments

**LANDSTUHL REGIONAL MEDICAL CENTER (LRMC), LANDSTUHL, GERMANY:** Provides world class comprehensive and compassionate care to our Nation's Warriors, their families, retirees and all other directed beneficiaries in Europe, while maintaining unit and personal readiness

**NATIONAL AERONAUTICAL SPACE ADMINISTRATION (NASA), WASHINGTON, DISTRICT OF COLUMBIA:** Partners with others to substantially improve science, technology, engineering and mathematics (STEM) education nationwide

**NAVY ENVIRONMENTAL PREVENTIVE MEDICINE UNIT 2 (NEPMU-2), NORFOLK, VIRGINIA:** Supports the Atlantic Fleet and operational forces with preventive medicine expertise and specialized training, laboratory, and deployment capabilities to increase readiness, promote health, and prevent disease

**NAVY ENVIRONMENTAL PREVENTIVE MEDICINE UNIT 5 (NEPMU-5), SAN DIEGO, CALIFORNIA:** Maximizes readiness of operational forces and Navy Medical Commands within the Pacific region by providing specialized public health support to train, equip, support, and deploy expert preventive medicine

**NAVAL HEALTH RESEARCH CENTER (NHRC), SAN DIEGO, CALIFORNIA:** Manages and executes expeditionary operational medical research, development and test and evaluation programs for the Naval Medical Research Center.

**NAVY MARINE CORPS PUBLIC HEALTH CENTER (NMCPHC), PORTSMOUTH, VIRGINIA:** Serves as the Navy and Marine Corps center for public health services by providing leadership and expertise to ensure mission readiness through disease prevention and health promotion

**NAVAL MEDICAL RESEARCH CENTER (NMRC), SILVER SPRING, MARYLAND:** Through basic and applied biomedical research, NMRC enhances the health, safety, readiness and performance of Navy and Marine Corps personnel

**PACIFIC AIR FORCES (PACAF), HICKAM AIR FORCE BASE, OAHU, HAWAII:** PACAF's primary mission is to provide ready air and space power to promote US interests in the Asia-Pacific region during peacetime, through crisis and in war

**UNIFORMED SERVICES UNIVERSITY OF THE HEALTH SCIENCES (USUHS), BETHESDA, MARYLAND:** Serves the uniformed services and the Nation as an outstanding academic health sciences center and medical school with a worldwide perspective for education, research, service and consultation

**UNIVERSITY OF FLORIDA/EMERGING PATHOGENS INSTITUTE, GAINESVILLE, FLORIDA:** Created in 2006, the Institute provides a world-class research environment to facilitate interdisciplinary studies of emergence and control of human, animal, and plant pathogens of concern to Florida, the nation, and the world



**US ARMY PUBLIC HEALTH COMMAND REGION – EUROPE (PHCR-EUROPE), LANDSTUHL, FEDERAL REPUBLIC OF GERMANY:** Supports US European, Africa and Central Commands (EUCOM, AFRICOM and CENTCOM) area of responsibilities (AOR) through military public health programs to sustain force health protection and readiness

**US ARMY PUBLIC HEALTH COMMAND REGION – PACIFIC (PHCR-PACIFIC), CAMP ZAMA, JAPAN:** Focuses on health promotion and preventive medicine expertise and services for soldiers, family members, and civilians located throughout the Pacific Theater

**US ARMY PUBLIC HEALTH COMMAND REGION– SOUTH (PHCR-SOUTH), FORT SAM HOUSTON, TEXAS:** Identifies, assesses, and counters environmental, occupational, injury and disease threats through providing health promotion and preventive medicine leadership and services; provides infectious disease surveillance, response, and capacity building support in Central America

**US ARMY VETERINARY COMMAND (VETCOM), FORT SAM HOUSTON, TEXAS:** Provides military veterinary services in support of United States Army Medical Command (MEDCOM) and Department of Defense (DoD) missions; it is now part of US Army Public Health Command (Provisional)

**US NAVAL MEDICAL RESEARCH UNIT NO. 2 (NAMRU-2) PEARL HARBOR, HI:** Headquartered in Hawaii, supports American interests in the Pacific Theater and advances US diplomacy in the region by studying infectious diseases of critical public health importance to the United States and other regional partners. With a continued forward presence, the research unit combines virology, microbiology, epidemiology, immunology, parasitology, and entomology into a comprehensive capability to study tropical diseases

**US NAVAL MEDICAL RESEARCH UNIT NO. 3 (NAMRU-3), CAIRO, EGYPT:** Hosted by the Egyptian government in Cairo, NAMRU-3 has projects in the Africa, East Europe, the Middle East, and Southwest Asia regions and serves as the Eastern Mediterranean Regional World Health Organization (WHO) reference laboratory for influenza and meningitis. NAMRU-3 is the only research institution in North Africa with an Association for Assessment and Accreditation of Laboratory Animal Care (AAALAC) International accredited animal facility and is one of the only two institutions in Africa with a Biosafety Level-3 (BSL-3) laboratory. In 1999, a partnership was developed with GEIS which led to the recognition of NAMRU-3 as a WHO Collaborating Center for Emerging and Re-emerging Infectious Diseases in 2001

**US NAVAL MEDICAL RESEARCH UNIT NO. 6 (NAMRU-6), LIMA, PERU:** Established in 1983, NAMRU-6, formerly known as Naval Medical Research Center Detachment-Peru (NMRCDD) is hosted by the Peruvian Navy and conducts projects throughout South America and priority regions in Central America. Countries include Argentina, Bolivia, Ecuador, El Salvador, Honduras, Nicaragua, Paraguay, Venezuela, and Colombia. The NAMRU-6 and GEIS partnership began in 1999

**US AIR FORCE SCHOOL OF AEROSPACE MEDICINE (USAFSAM), SAN ANTONIO, TEXAS:** First-call consultants in Aerospace Medicine, USAFSAM determines solutions to operational needs and prepares new aeromedical experts for future global challenges; began transitioning to its new headquarters at Wright-Patterson Air Force Base, Ohio during FY10

**US ARMY MEDICAL RESEARCH INSTITUTE OF INFECTIOUS DISEASE (USAMRIID), FORT DETRICK, MARYLAND:** Conducts basic and applied research on biological threats resulting in medical solutions to protect the warfighter

**US ARMY MEDICAL RESEARCH UNIT – KENYA (USAMRU-K), NAIROBI, REPUBLIC OF KENYA:** Hosted by the Kenya Medical Research Institute (KEMRI), USAMRU-K originated as a temporary site studying trypanosomiasis in 1969. The research unit was permanently established in 1973 and serves as an overseas research activity of the Walter Reed Army Institute of Research (WRAIR). Current activities include malaria, trypanosomiasis, leishmaniasis, entomology, HIV/AIDS and arboviruses, covering Western and sub-Saharan Africa. The mission of USAMRU-K is to develop and test improved means for predicting, detecting, preventing and treating infectious disease threats to military and civilians in East Africa

**US NORTHERN COMMAND (USNORTHCOM), COLORADO SPRING, COLORADO:** USNORTHCOM conducts homeland defense, civil support and security cooperation to defend and secure the United States and its interests

**WALTER REED ARMY INSTITUTE OF RESEARCH (WRAIR), SILVER SPRING, MARYLAND:** Conducts biomedical research that is responsive to DOD and US Army requirements and delivers life saving products including knowledge, technology, and medical materiel that sustain the combat effectiveness of the warfighter

**WALTER REED ARMY MEDICAL CENTER (WRAMC), WASHINGTON, DISTRICT OF COLUMBIA:** Integrates patient care, teaching and research, and provides care to past, present, and future warriors



# Capacity Building and Other Efforts

## Program Goals

With the aim of providing central coordination of efforts among global network partners, AFHSC-GEIS works to build core public health capacities within partner host countries as defined by the World Health Organization's (WHO) International Health Regulations (IHR (2005)). Core capacities and program functions include, but are not limited to, human resources capacity (training); preparedness activities; early warning, electronic disease surveillance; laboratory infrastructure enhancement and support; assistance with host country outbreak response capabilities; and reporting and notification of outbreak findings. In building and enhancing these core capacities the global network:

- Has a coordinated approach for how network partner efforts fit within the guiding principles of capacity building under the IHR (2005)
- Establishes a mechanism to track, to monitor and to quantify core capacity building efforts for coordination with other US government and international public health entities within partner countries
- Further develops investments in global partners to transition program capabilities and functions toward a sustained, host country-led effort



Figure 1. NAMRU-3 researchers train many regional organizations on laboratory techniques

## Achievements

- Trained 39 students from 18 countries toward their Certification in Emerging Infectious Diseases (University of Florida)
- Provided capacity building and technical training support for National Influenza Centers (NICs) in El Salvador, Honduras and Guatemala (PHCR-South)
- Trained over 200 laboratorians and scientists throughout Central and South America on epidemiology, outbreak response and laboratory diagnostic techniques (NAMRU-6)
- Conducted regional conference for over 120 public health leaders from 12 Central and South American countries and multiple international health organizations on public health challenges throughout the Americas (NAMRU-6)
- Conducted 14 training sessions, training 607 individuals from 19 countries in support of US Combatant Command partnerships improving the abilities of local Ministries of Defense and Health to respond to and prevent emerging disease threats (CDHAM)
- Collaborated with WHO's Eastern Mediterranean Regional Office to conduct training on molecular genetics and sequencing for students from the NICs of Egypt, Morocco and Oman, thereby helping these NICs identify new influenza strains and track the emergence of antiviral drugs resistance (NAMRU-3)
- Worked with host country counterparts to establish new NICs in Burkina Faso and Togo and provided continued support to existing NIC in Cote d'Ivoire (NAMRU-3)
- Continued support and enhancement of electronic Unit-Based Surveillance (UBS) project in collaboration with the Royal Thai Army (AFRIMS)
- Partnered and coordinated with Institute Pasteur and host country counterparts to support and enhance the NIC capabilities in the Kingdom of Cambodia (NAMRU-2)
- Initiated the first phase of deployment for open source electronic surveillance and early warning system for resource limited settings (JHU/APL)

# Capacity Building and Other Efforts

## An Electronic Disease Surveillance Initiative guided by the International Health Regulations (2005)

Emerging and re-emerging diseases are a well-defined threat to global public health. Over the last five years, the World Health Organization (WHO) has identified 1100 disease epidemics worldwide. Recent events, such as the 2009 H1N1 influenza pandemic and the SARS epidemic of 2003, have demonstrated how quickly these newly emerging diseases can spread globally. Furthermore, these events have helped to reshape the most recent version of the International Health Regulations (IHR (2005)), which was adopted by 194 member states in 2007. The IHR (2005) provides Member States with a mechanism and legally-binding framework to help them build public health capacities required to identify, respond and report public health emergencies of international concern (WHO, 2008).

Keeping the threat of emerging infectious diseases in mind, the AFHSC-GEIS program and the Johns Hopkins University Applied Physics Laboratory (JHU/APL) began developing the Electronic Surveillance System for the Early Notification of Community-based Epidemics (ESSENCE II) in early 2001. Over the past decade, the evolution of the ESSENCE system has aided in the development of a new electronic disease surveillance tools meant for deployment in resource-limited settings around the world. The Suite for Automated Global Electronic bioSurveillance (SAGES) initiative uses innovative ways of capturing clinical and public health data at all government levels to generate information for reliable and timely public health action. SAGES was built to be used as an early warning system by host country sponsors to achieve IHR (2005) compliance for sustainable disease surveillance. The toolkit is broken down into four categories: 1) data acquisition, 2) analysis and visualization (available free for download over the internet), 3) communications, and 4) modeling/simulation/evaluation (Figure 2). Data collection is customizable and supports data sources such as text messaging (SMS) and interactive voice response (IVR) allowing for near-real time reporting. The analysis and visualization tools provide public health professionals with the ability to detect and monitor trends of disease or syndromes of interest. The communication tools allow for timely notification of important findings to the appropriate levels of national public health systems. Participating countries will greatly benefit from having a robust, open-source electronic surveillance capability that fulfills six of the eight core public health capacities defined under Annex 1 of the IHR (2005) (WHO, 2008). The SAGES initiative allows countries to enhance their public health systems and meet the July 2012 deadline for IHR compliance.



Figure 2. SAGES, An electronic disease surveillance collaboration between JHU/APL and AFHSC/GEIS initiated in 2010

## Future Directions

- Develop and expand relationships with global health partners to work toward further building core public health capacities by the target implementation date of 2012, as outlined by the IHR (2005)
- Develop monitoring and evaluation framework to measure effectiveness and global health impact of program activities throughout the global network

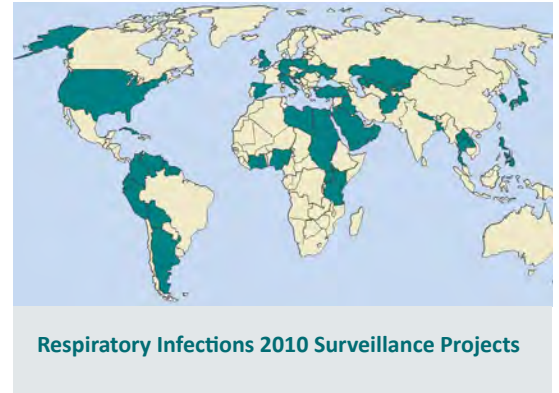
## References:

WHO: International Health Regulations (2005). 2nd edition. Geneva, Switzerland: World Health Organization Press 2008.

# Respiratory Infections

## Program Goals

Successfully develop, implement, support and monitor a respiratory disease surveillance system that contributes to Force Health Protection and global public health through a centrally-coordinated worldwide network of partners. These partners promote, maintain, coordinate, and enhance a responsive and informative surveillance system which provides the Department of Defense (DoD) with critical information regarding the circulating subtypes, epidemiologic patterns, disease severity and burden associated with influenza and other respiratory pathogens:



- Provide timely, accurate and actionable data, for decision makers within the DoD and global public health community
- Augment genetic sequencing capacity at regional labs to enhance timely analysis of circulating influenza viruses and identify samples for further genetic characterization (such as partial or full length genomic characterization for shift/drift or antiviral resistance)
- Strengthen diagnostic laboratory capacities in the DoD and host countries

## Achievements

- Established the Respiratory Pathogen Surveillance Steering Committee to improve the efficiency and effectiveness of DoD influenza and other respiratory disease surveillance activities (AFHSC)
- Supported pandemic surge response through collection and analysis of over 81,000 samples (an approximately 400% increase over the FY08 pre-pandemic period); one specimen (A/Iraq/8529/2009) was selected as a World Health Organization Northern Hemisphere 2010-2011 seasonal vaccine A/H1N1 reference strain (USAFSAM, NHRC, LRMC)
- Published over 1,000 sequences to GenBank, increasing our scientific knowledge of circulating viruses and assisting public health officials with vaccine selection (AFHSC-GEIS Partner Network)
- Expanded surveillance capabilities of deployed veterinary personnel to screen for highly pathogenic avian influenza in animals by validating the National Veterinary Service Laboratory avian influenza matrix assay for H5N1 and H7N3 strains, on the Joint Biological Agent Identification and Diagnostic System (FADL)
- Developed new military-to-military (mil-mil) partnerships in Africa, Central America, and Southeast Asia for respiratory disease surveillance (AFRIMS, GVFI, NAMRU-3, USAMRU-K, PHCR-S)
- Established influenza hemagglutinin-inhibition testing capability enabling the feasibility of using convalescent plasma for treatment of severe influenza disease, in peacetime and in wartime (NMRC)
- Conducted influenza surveillance at the human-animal interface in seven countries in Africa, Asia, and Europe to identify transmission risk factors and potential new zoonotic influenza virus strains (AFRIMS, GVFI, NAMRU-2, University of Florida, USAMRU-K)
- Established a bioinformatics coordination group and standalone server enhancing high throughput genomic sequencing analysis and reduced the time between sample processing and result reporting from months to days (WRAIR)
- Identified and reported the emergence of adenovirus serogroup B species (Ad3, Ad7, Ad14, and Ad21) at various US military basic training centers (NHRC)



# Respiratory Infections



**Figure 1. Tracking the spread of H1N1 pandemic in Northern Europe in November 2010**

## AFHSC-GEIS Partners Aid in Outbreak Support in the Ukraine for the 2009 A/H1N1 virus through Molecular Sequence Analysis

During the second wave of the H1N1 influenza pandemic in November, reports were received from North Europe of serious respiratory disease resulting in increased hospitalizations and mortality, raising concerns of the potential for an increase in virulence. Responding to these concerns, the Polish Military Institute of Hygiene and Epidemiology (MIHE) provided 58 respiratory specimens to the AFHSC-GEIS influenza sentinel surveillance network for analysis. The specimens, collected by Polish military personnel providing outbreak support in Ukraine, were shipped to Landstuhl Regional Medical Center (LRMC) for identification, and subsequently were sent to the US Air Force School of Aerospace Medicine (USAFSAM) for viral culture and molecular sequencing. The 2009 A/H1N1 virus was identified (by rRT-PCR) in 28 specimens and full-length sequencing of segment seven of influenza A (matrix gene and M2 proton ion channel gene) was

performed on six of the specimens. Phylogenetic analysis revealed that all six specimens aligned closely with the current vaccine strain virus, A/California/7/2009, exhibiting an overall nucleotide similarity of 99.2-99.3%. A Blast<sub>n</sub> analysis of one specimen, A/Ukraine/4898/2009 resulted in a 99.8% match with specimens reported from Scandinavia (Norway) and Eastern Europe (Russia). USAFSAM used nine culture results for sequencing of the full hemagglutinin gene (HA), portions of the neuraminidase gene (encompassing H274); none of the specimens revealed genetic evidence of Oseltamivir resistance. In addition, review of the full-length HA sequences suggested the Ukrainian isolates were 99% similar to 2009 A/H1N1 isolates collected from the US, Asia, Canada, Mexico, and Europe. The AFHSC-GEIS collaboration between USAFSAM, LRMC, and the Polish MIHE highlights military-to-military cooperation during a world-wide pandemic. The findings provided evidence of the molecular changes, or lack thereof, in the HA portion of the 2009 A/H1N1 virus and supported the continued use of Oseltamivir for treatment. In addition, the relative molecular stability of specimens sequenced by USAFSAM, as compared to the vaccine strain, provided confidence that the monovalent vaccine would continue to provide protective immunity during critical periods of the pandemic.

## Future Directions

- Expand and incorporate respiratory disease surveillance at the human-animal interface into existing efforts
- Establish standardized (PCR- and/or genetic screening-based), multi-centered, collaborative projects among partners using existing respiratory surveillance systems or samples for discovery of novel EID pathogens or co-infections (e.g. pathogen discovery)
- Examine the effectiveness of non-pharmaceutical interventions (e.g. temperature screening, hand-washing, cohorting, environmental/air controls) in controlling respiratory illness, especially among military recruit populations
- Strengthen existing mil-mil partnerships and incorporate surveillance activities with host country civilian surveillance programs

# Febrile and Vector-borne Infections

## Program Goals

Aimed at utilizing remote-sensing and ecologic-niche modeling, the Febrile and Vector-borne Infections program integrates pathogen discovery, febrile illness, arthropod-vectors and animal surveillance by:

- Characterizing febrile illness risk and outbreak threats
- Providing actionable information for health care & public health professionals, and DoD decision makers on patient care, case/outbreak mitigation, and outbreak prevention and control
- Promoting measures to lessen the burden of disease of febrile patients and communities



Febrile and Vector-borne Infections  
2010 Surveillance Projects

## Achievements

- Identified West Nile Virus seropositive samples, from Kabul, Kandahar and Helmond Provinces in Afghanistan, with seroprevalences similar to those documented in Egypt (11% IgG, and 0.7% IgM positive)(NAMRU-3)
- Collaborated with Syrian scientists in diagnosing 31 cases of *Leishmania tropica*. (NAMRU-3)
- Successfully transported, tested, and diagnosed 29 cases of undiagnosed febrile illness in rural Kenya using improved laboratory infrastructure (*P. falciparum*: 27, *P. vivax*: 1, and *Burkholderia meliodosis* (*B. cepacia* complex): 1) (USAMRU-K)
- Confirmed scrub typhus infection in 2.5% of serum samples from febrile patients in Cambodia (NAMRU-2)
- Identified two new Dengue virus type-1 (DENV-1) lineages in Myanmar, one indistinguishable from a 2006 circulating DENV-1 strain in southern China, and the other indistinguishable from a strain circulating in Vietnam (AFRIMS)
- Created an accurate model for predicting Japanese encephalitis (JE) risk (using presence of the vector *Culex tritaeniorhynchus* and other factors) in Korea, and piloted expansion of the predictive model using JE & other illnesses in Southeast Asia (JE, Chikungunya), South and Central Asia (JE, leishmaniasis), Indonesia (malaria) and Peru (Bartonellosis) (USUHS)
- Forecasted the January-February 2010 Rift Valley Fever outbreaks in South Africa (NASA)
- Developed monthly normalized difference vegetation index (NDVI) and land surface temperature anomaly maps and space-time (Hovmoller) plots for Ukraine/SE Europe, the Middle East, Turkey and Afghanistan as part of the development of a predictive analysis tool for tick-borne diseases (CCHF and rickettsial diseases) in the region (NASA)
- Established VectorMap ([www.vectormap.org](http://www.vectormap.org)) which now contains over 13,200 datasets in MosquitoMap ([www.mosquitomap.org](http://www.mosquitomap.org)) from 140 countries; 50,000 datasets from 52 African countries in TickMap ([www.tickmap.org](http://www.tickmap.org)); and 3,400 datasets in SandflyMap ([www.sandflymap.org](http://www.sandflymap.org)) (WRAIR)
- Characterized the prevalence of spotted fever group (30.4%) and typhus group (5.8%) rickettsial infections in undiagnosed febrile illness cases in Kenya (NMRC, USAMRU-K)
- Increased Lassa Diagnostic Laboratory capability in Sierra Leone's Kenema Government Hospital by adding a state-of-the-art satellite system for email communication, and a liquid nitrogen generator for improved sample storage and shipping (USAMRIID)

# Febrile and Vector-borne Infections

## Understanding the etiology of febrile illnesses in South America

In the forest regions of South America, such as the Amazon and the Chaco, infectious pathogens are among the leading causes of morbidity and mortality among humans. The increasing threat of infection is due to rapid population growth, urbanization, air travel, environmental changes, and the lack of effective intervention strategies. Some of the emerging and re-emerging diseases include cholera, dengue fever, dengue hemorrhagic fever, yellow fever, Venezuelan equine encephalitis, Oropouche fever, Mayaro fever, hantaviral syndromes, epidemic typhus, leptospirosis, leishmaniasis, and falciparum malaria. Except for yellow fever, reliable and universally applicable prevention strategies are lacking.

To facilitate timely development and implementation of intervention measures that minimize the impact of emerging diseases on human health, investigators at Naval Medical Research Unit No. 6 (NAMRU-6) and collaborating colleagues undertook a proactive strategy. They combined human case and population-based surveillance with arthropod-vector and animal surveillance, to recognize pathogen emergence at its earliest stages. Initial findings included the characterization of viruses in animals (rodents and canines) and arthropod-vectors not yet isolated from human febrile-illness cases at the survey site in Iquitos, Peru. Findings support the belief that there exist a number of infectious diseases that can potentially emerge in South America.



Figure 1. NAMRU-6 researchers in a BSL-3 field laboratory conducting animal necropsies

## Future Directions

- Continue to conduct human febrile-illness case and population-based surveillance, diagnostic testing support and development, and pathogen discovery
- Support greater understanding of human febrile illness emergence, incidence and prevalence through multi-disciplinary collaborations that elucidate factors that contribute to febrile illness and vector-borne disease risks and human disease outbreak threats

# Malaria

## Program Goals

Successfully execute a global surveillance system capable of reducing the threat posed by malaria to force health protection and global public health through:

- Coordinated surveillance to characterize the burden, transmission and distribution of malaria drug resistance
- Research, training and capacity building to foster expertise in containing and characterizing malaria threats in Department of Defense (DoD) partner countries
- Monitoring vector populations and their geographical distributions to assess malaria risks and effectiveness of control measures



Malaria 2010 Surveillance Projects

## Achievements

- Engaged the Malaria Surveillance Steering Committee to identify and prioritize surveillance needs, formulate surveillance goals, and improve the overall effectiveness of AFHSC malaria surveillance products (AFHSC)
- Geographically expanded surveillance of artemisinin resistant Plasmodium falciparum in Southeast Asia to better characterize the spread, and inform malaria containment efforts executed by World Health Organization (WHO) and local malaria control programs (AFRIMS and NAMRU-2)
- Investigated a cluster of malaria cases among DoD personnel deployed to Liberia in support of Operation Onward Liberty, focusing on malaria drug resistance, personal protective measures, vector efficiency, and environmental factors affecting force health protection (NAMRU-3)
- Examined epidemiological factors and clinical characterization of Plasmodium vivax malaria in Peru, including risk factors for severe disease and investigation of various primaquine treatment regimens for relapse prevention (NAMRU-6)
- Continued characterization of drug sensitivity patterns in Kenya to inform DoD product development and malaria public health officials in Kenya (USAMRU-K)
- Sponsored a symposium of key officials from the Armed Forces, Centers for Disease Control and Prevention (CDC), the Presidential Malaria Initiative (PMI) and other US government organizations to examine and reduce the impact of malaria on US civilians and military forces (AFHSC)
- Conducted a Malaria Microscopy Training Medical Civil Action Program (MEDCAP) as part of Honest Talon 10-01, training 43 Tanzanians and identifying seven trainees as mentors (USAMRU-K)
- Identified two divergent chloroquine resistant “genetic fingerprints” in Oceania, which have implications for potential spread of drug resistant strains from Southeast Asia throughout the western Pacific (Australian Army Malaria Institute)

# Malaria

## Artemisinin Resistant *Plasmodium falciparum* Malaria: A Threat to Department of Defense (DoD) and Global Populations

Although limited in scope, the recent emergence of artemisinin resistance is relevant for the DoD and the global malaria community. The artemisinin combination therapies (ACT) have been adopted worldwide as the drug of choice for uncomplicated *Plasmodium falciparum* malaria. Furthermore, resistance to the artemisinin class may affect the efficacy of artemether-lumefantrine, an ACT now licensed in the US. As artemisinin resistance surveillance data become available, they are made accessible to malaria public health authorities to contain and eliminate resistant strains. By incorporating the latest drug resistance data from the global AFHSC-GEIS malaria network, DoD and the larger drug development community may accelerate the advancement of other drug classes for optimal effect.



Figure 2. NAMRU-3 and NEPMU-2 personnel deploy ultraviolet light traps in Liberia to monitor for *Anopheles gambiae* species mosquitoes

## Outbreak Response to Malaria in US Service Members Deployed in Liberia

An outbreak of *P. falciparum* malaria in Liberia, in 2010, resulted in the fatality of a US service member. The Navy Medical Research Unit No. 3 (NAMRU-3), together with colleagues at the Navy Environmental Preventive Medicine Unit 2 (NEPMU-2), US Army Public Health Command Region Europe and US Africa Command, played an important role in investigating the outbreak by conducting an epidemiologic assessment of factors affecting malaria risks of deployed service members. Important findings highlighted the need to improve malaria prevention, vector control measures, and training of healthcare providers. Results of the NAMRU-3 outbreak investigation were presented in the AFHSC sponsored symposium in Washington, DC, entitled “Malaria Surveillance and Epidemiology: Reducing the Impact on US Civilians and Military Forces” and informed AFRICOM malaria practices aimed at reducing the risk of infection during deployment.



Figure 1. AFRIMS researcher questions a patient in a high risk area for resistant *P. falciparum*

## Future Directions

- Continue to study artemisinin resistant *P. falciparum*, with an emphasis on in vitro, molecular, clinical and information management approaches to monitor geospatial and temporal spread
- Develop surveillance products and capacities to mitigate the impact of malaria on both global and US DoD populations
- Monitor the evolution and spread of malaria drug resistance to support DoD malaria vaccine, diagnostic, and drug development
- Initiate clinical and laboratory studies to better understand risk factors, pathology and epidemiology of severe *Plasmodium vivax*
- Integrate vector and human surveillance approaches to better aid transmission blocking and containment strategies

# Gastrointestinal Infections

## Program Goals

Perform surveillance of unique or regional enteric diseases to provide actionable information and threat assessments to Department of Defense (DoD) personnel and related populations by:

- Characterizing enteric pathogens among diverse populations in environments relevant to force health protection (e.g. Norovirus, enterovirus, etc)
- Conducting surveillance to monitor transmission dynamics and to determine the prevalence of enteric pathogens causing acute diarrhea
- Improving laboratory surveillance capabilities during deployment and peri-deployment periods



Gastrointestinal Infections 2010 Surveillance Projects

## Achievements

- Established an Enterics Surveillance Steering Committee to assist GEIS in identifying surveillance needs, formulating surveillance goals and improving overall effectiveness of the DoD enteric surveillance (AFHSC)
- Provided enteric infections surveillance support for Cobra Gold exercises (AFRIMS)
- Estimated that the risk of travelers' diarrhea was low for those eating at popular tourist restaurants in Bangkok (AFRIMS)
- Provided laboratory support for cholera outbreaks in collaboration with the Nepalese National Public Health Laboratory (NPHL) and the Walter Reed/AFRIMS Research Unit Nepal (WARUN). In October 2009, WARUN reported 52% of stool samples from a diarrheal outbreak had *Vibrio cholerae*. In April 2010, *V. cholera* was detected in 14 NPHL samples from an outbreak in western Nepal (AFRIMS)
- Assisted in funding two surveillance sites in Kericho, Kenya as part of an enteric infections surveillance field network and proposed vaccine testing sites (USAMRU-K)
- Provided laboratory support to the Cambodian Ministry of Health during a *V. cholera* outbreak and demonstrated resistance to the first-line antibiotic, tetracycline, among most of the isolates; thereby contributing to public health officials' modifications of their guidance (NAMRU-2)
- Shared antibiograms for shigella and other enteric pathogens in collaboration with the Cambodian Ministry of Health and other in-country health partners (NAMRU-2)
- Provided epidemiologic and laboratory support for diarrheal disease and influenza-like illness surveillance for Operation Bright Star, with emphasis on providing real-time data for preventive medicine officers (NAMRU-3)

# Gastrointestinal Infections

- Worked with World Health Organization (WHO) to enhance laboratory diagnostics for Iraq, Iran, Sudan, and Yemen by providing Enzyme Immunoassay (EIA) kits for rotavirus detection (NAMRU-3)
- Trained the Cairo University pediatric hospital laboratory staff to diagnose *C. difficile* infections using commercially available antigen and toxin detection Enzyme-linked Immunosorbent Assay (ELISA) Kits (NAMRU-3)

## Enhancement of Norovirus Detection Capability at Navy Environmental and Preventive Medicine Units

Acute gastroenteritis is a significant problem among US deployed forces, particularly for the US Navy, as well as, recruit and training populations. The Navy Environmental and Preventive Medicine Unit 2 (NEPMU-2) undertook the task of establishing and building the Navy's diagnostic capabilities for norovirus among shore and ship-based platforms. In FY2010, NEPMU-2 sent a team to the Centers for Disease Control and Prevention (CDC) for norovirus detection training. The training provided guidance in utilizing the CDC protocols for development of the current NEPMU-2 protocol. NEPMU-2 then worked with Navy Environmental and Preventive Medicine Unit 5 (NEPMU-5) to train laboratory personnel on detection methods for norovirus. With the new laboratory competencies, both labs are testing diarrheal cases during routine outbreak investigations. Also, East and West Coast fleets were provided with sample collection kits for sample submission to the appropriate NEPMU for diagnostic support to enhance preparedness for gastrointestinal illness outbreaks.



Figure 1. Ten diarrheal samples received from USS Bonhomme Richard (pictured above) were tested in the 4th quarter of FY2010 and all 10 were found to be Norovirus type 1

## Future Directions

- Develop an enteric infections network to integrate the collection of standardized data on pathogens of DoD and host country importance for comparable data across regions
- Emphasize surveillance within military populations in regional exercises and long-term deployment settings
- Develop and field a forward-deployed capability to characterize enteric pathogens circulating in US forces in theater
- Increase projects examining the presence and scope of antibiotic-resistant enteric pathogens

# Antimicrobial Resistant Organisms

## Program Goals

Enhance and implement antimicrobial resistant organism (ARO) surveillance initiatives among all partners to better understand evolving drug resistance and generate actionable recommendations for treatment of military and host nation populations by:

- Analyzing and archiving antimicrobial resistance patterns of regional pathogens
- Linking collaborative antimicrobial resistance efforts with food safety and security initiatives
- Complying with the GEIS Acinetobacter Strategic Initiative (GASI), National Antimicrobial Resistance Monitoring Network, and Department of Defense (DoD) Clinical Laboratory Improvement Program Standards
- Aligning surveillance outcomes with other DoD efforts such as medical diplomacy, capacity building, and investments in outbreak detection and response



Antimicrobial Resistance 2010 Surveillance Projects

## Achievements

- Confirmed the presence of *Plasmodium falciparum* artemisinin resistance in Cambodia, and studied the dose-dependent risk of neutropenia occurring after 7-day courses of artesunate monotherapy in Cambodian patients with acute falciparum malaria (AFRIMS)
- Initiated surveillance methods to track New Delhi Metallo-beta-lactamase (NDM-1) infections using the Antibiotic Resistant Organisms project (NMCPHC)
- Developed information papers on bacteroides, Methicillin-resistant *Staphylococcus aureus* (MRSA)/Methicillin-sensitive *Staphylococcus aureus* (MSSA), and *Clostridium difficile* through a collaboration between the Navy and Marine Corps Public Health Center and Brooke Army Medical Center Infectious Disease Service (NMCPHC, BAMC)
- Piloted Health Level 7 Dashboard for antibiotic resistant infections in preparation for broad scale use by public health professionals (NMCPHC)
- Instituted a surveillance system in intensive care units in Egyptian and Jordanian hospitals to estimate infection rates and antimicrobial resistance patterns associated with medical devices
- Assisted in the identification of *Streptococcus suis* from a specimen referred to Naval Medical Research Unit No. 2 for antimicrobial susceptibility testing, prompting an epidemiological investigation by World Health Organization and Cambodia-Centers for Disease Control and Prevention (NAMRU-2)



# Antimicrobial Resistant Organisms

## Supporting Global Antimicrobial Resistance Initiatives

Antimicrobial resistance has proven to be one of the growing issues within the fields of medicine and public health. For instance, *Acinetobacter baumannii* has been found to cause serious wound infections, with devastating prosthesis infections and catheter-related sepsis. Some strains of *A. baumannii* are resistant to all known antibiotics, and estimates of death rates from resistant *Acinetobacter* infections range from 30 to 40 percent (Choffnes, 2010). The frequency of multi-drug resistant *Acinetobacter baumannii* infections among US military personnel returning from Iraq and Afghanistan is increasing and becoming more significant. Other infections of military importance are hospital-acquired and community-acquired methicillin-resistant *Staphylococcus aureus* (MRSA), which have been associated with increased skin and soft-tissue infections among recruits and soldiers (Choffnes).

Knowing the implications of antimicrobial resistance on combat readiness and understanding the need to enhance global surveillance programs that rapidly identify genetic and phenotypic patterns of resistance, AFHSC-GEIS developed several Antimicrobial Surveillance initiatives in 2010. In early April 2010, the Institute of Medicine's (IOM's) Forum on Microbial Threats convened a public workshop in Washington, DC to consider the implications of antimicrobial resistance for global health and strategies to mitigate the impact of antimicrobial resistance and bring together subject-matter experts from various US government organizations and other stakeholders. AFHSC-GEIS contributed support to the workshop and was invited to discuss antimicrobial resistant infections of military importance. Resulting from the two-day event was the 2010 IOM "Antibiotic Resistance: Implications for Global Health and Novel Intervention Strategies- Workshop Summary" (Choffnes, 2010).

## Future Directions

- Foster military force health protection and medical diplomacy through community-acquired and healthcare-associated infection surveillance activities
- Increase and sustain surveillance capabilities to rapidly identify genotypic and phenotypic patterns of resistance in the ever-changing field of microbiology and antimicrobial resistance
- Create a subject matter expert steering committee to develop strategic goals to better direct, coordinate, and identify surveillance gaps by avoiding redundancies and assuring state-of-the art technologies

### References:

Choffnes, E.R., D.A. Relman, and A. Mack, *Antibiotic Resistance: Implications for Global Health and Novel Intervention Strategies- Workshop Summary*, in *Forum on Microbial Threats*. 2010, Institution of Medicine of the National Academies: Washington, D.C.



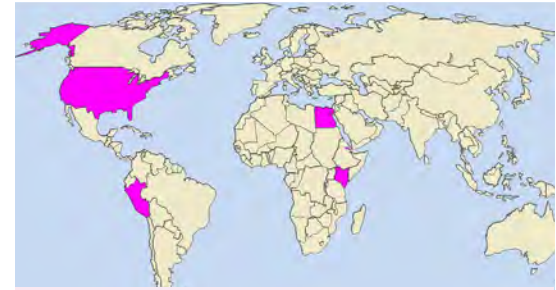
Figure 1. IOM Report on the Implication for Global Health and Novel Interventions Strategies Workshop

# Sexually Transmitted Infections

## Program Goals

Enhance ongoing sexually transmitted infections (STI) surveillance efforts and build laboratory capabilities to identify, isolate, and report the impact of STIs on military and host country populations by:

- Evaluating the geographic breadth and burden of *Chlamydia trachomatis* and antimicrobial-resistant *Neisseria gonorrhoeae* among at-risk US military and host country populations
- Providing timely, actionable, and relevant data to guide future treatment policies
- Assessing extent of antimicrobial resistance and epidemiologic factors associated with STIs



Sexually Transmitted Infections 2010  
Surveillance Projects

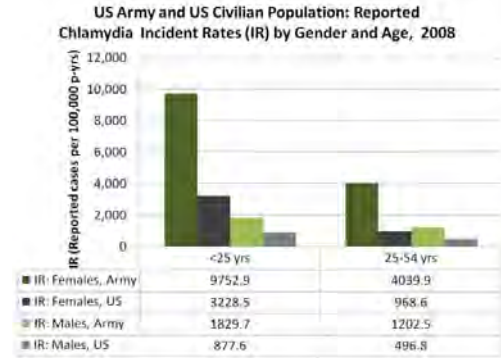
## Achievements

- Instituted surveillance at the primary STI referral clinic in Djibouti and enhanced clinic laboratory capabilities to culture *N. gonorrhoeae* and perform antimicrobial susceptibility testing (NAMRU-3)
- Initiated a study among Kenyan commercial sex workers and military personnel at nine sites examining *gonorrhoeae* resistance patterns (USAMRU-K)
- Documented lack of appropriate treatment for *N. gonorrhoeae* infection among active duty service members between 2006-2008. Only 30% of single-infection cases and 49% of co-infected cases (*N. gonorrhoeae* plus another STI), received treatment as recommended by the 2006 Centers for Disease Control treatment guidelines (NMCPHC)
- Evaluated US Army medical laboratory STI testing practices and found 74% of Army hospital laboratories used CDC's recommended nucleic acid amplification testing technology for identification of *C. trachomatis* and *N. gonorrhoeae* (AFHSC, USAMEDCOM, USAPHC)

# Sexually Transmitted Infections

## Chlamydia in the US Army

Detailed trend analyses of nationally reported chlamydia cases across the four military services are limited. To address the information gap, the Defense Medical Surveillance System was queried for chlamydia case reports from non-deployed active duty personnel. Reported trends within the Army were compared to those nationally, and demonstrated that chlamydia incidence rates were considerably higher among soldiers compared to civilians (Figure 1). Incidence rates were roughly 4 times higher among Army women and 2.5 times higher among Army men compared to civilians; these results prompted interest in further examining chlamydia incidence rate data among other military services. The higher rates were possibly attributed to increased screening opportunities available in the Army. Additional studies of chlamydia and STIs in deployed active duty personnel were planned. The poster “*Chlamydia trachomatis* Reported Among US Active Duty Army Members, 2000-2008”, based on the chlamydia study described above, was presented in June 2010 at the 12th International Symposium on Human Chlamydia Infections and won an NIH travel award (Jordan, in press).



**Figure 1. Comparison of Chlamydia incidence rates between US Army and US Civilian populations**

## Future Directions

- Develop a gonorrhea resistance surveillance network and build laboratory capacity to identify, isolate, and conduct antimicrobial susceptibility testing
- Incorporate the US military into Center for Disease Control and Prevention’s (CDC) Gonococcal Isolate Surveillance Project (GISP)
- Assess the impact of chlamydia and other STIs (such as Herpes Simplex virus) among US military personnel and at-risk host country populations

### References

Jordan NN, Lee S-e, Nowak G, Johns NM, Gaydos JC. *Chlamydia trachomatis* Reported Among US Active Duty Service Members, 2000-2008. Military Medicine, in press.

## Publications

1. Aguilar PV, AC Morrison, C Rocha, DM Watts, L Beingolea and V Suarez (2010), "Guaroa virus infection among humans in Bolivia and Peru," *Am. J. Trop. Med. Hyg.*, 83 (3), 714-21.
2. Anderson AD, TR Baker, AC Littrell, RL Mott, DW Niebuhr and BL Smoak (2010), "Seroepidemiologic survey for *Coxiella burnetii* among hospitalized US troops deployed to Iraq," *Zoonoses Public Health*, doi:10.1111/j.18632378.2010.01347.x.
3. Anyamba A, KJ Linthicum, J Small, SC Britch, EP Pak and S de La Rocque (2010), "Prediction, assessment of Rift Valley Fever activity in East and Southern Africa 2006-2008 and possible vector control strategies," *Am. J. Trop. Med. Hyg.*, 83 (Suppl 2), 43-51.
4. Anyangu AS, LH Gould, SK Sharif, PM Nguku, JO Omolo and D Mutonga (2010), "Risk factors for severe Rift Valley fever infection in Kenya, 2007," *Am. J. Trop. Med. Hyg.*, 83 (Suppl 2), 14-21.
5. Balish AL, CT Davis, MD Saad, N El-Sayed, H Esmat, JA Tjaden, KC Earhart, LE Ahmed, M Abd El-Halem, AH Ali, SA Nassif, EA El-Ebiary, M Taha, MM Aly, A Arafa, E O'Neill, X Xiyun, NJ Cox, RO Donis and AI Klimov (2010), "Antigenic and genetic diversity of highly pathogenic avian influenza A (H5N1) viruses isolated in Egypt," *Avian Dis*, 54 (1 Suppl), 329-34.
6. Barbara KA, A Farzeli, IN Ibrahim, U Antonjaya, A Yunianto, I Winoto, Ester, D Perwitasari, S Widjaya, AL Richards, M Williams and PJ Blair "Rickettsial infections of fleas collected from small mammals on four islands in Indonesia," *J Med Entomol*, 47 (6), 1173-8.
7. Bethell D, Y Se, C Lon, D Socheat, D Saunders, P Teja-Isavadharm, P Khemawoot, S Darapiset, J Lin, S Sriwichai, W Kuntawungin, S Surasri, SJ Lee, S Sarim, S Tyner, B Smith and MM Fukuda "Dose-dependent risk of neutropenia after 7-day courses of artesunate monotherapy in Cambodian patients with acute *Plasmodium falciparum* malaria," *Clin Infect Dis*, 51 (12), e105-14.
8. Blair PJ, TF Wierzbza, S Touch, S Vonthanak, X Xu, RJ Garten, MA Okomo-Adhiambo, AI Klimov, MR Kasper and SD Putnam "Influenza epidemiology and characterization of influenza viruses in patients seeking treatment for acute fever in Cambodia," *Epidemiol Infect*, 138 (2), 199-209.
9. Bodhidatta L, P McDaniel, S Sornsakrin, A Srijan, O Serichantalergs and CJ Mason (2010), "Case-control study of diarrheal disease etiology in a remote rural area in Western Thailand," *Am. J. Trop. Med.*, 83 (5), 1106-9.
10. Branco LM, JN Grove, FJ Geske, ML Boisen, JJ Muncy, SA Magliato, LA Henderson, RJ Schoepp, KA Cashman, LE Hensley and RF Garry (2010), "Lassa virus-like particles displaying all major immunological determinants as a vaccine candidate for Lassa hemorrhagic fever," *Virology*, 7, 279.
11. Broderick MP, CJ Hansen, M Irvine, D Metzgar, K Campbell, C Baker and KL Russell (2010), "Adenovirus 36 seropositivity is strongly associated with race and gender, but not obesity, among US military personnel," *Int J Obes (Lond)*, 34 (2), 302-8.
12. Burke R, R Barrera, M Lewis, T Kluchinsky and D Claborn (2010), "Septic tanks as larval habitats for the mosquitoes *Aedes aegypti* and *Culex quinquefasciatus* in Playa-Playita, Puerto Rico," *Medical and Veterinary Entomology*, 24, 117-23.
13. Chretien JP, SL Yingst and D Thompson (2010), "Building public health capacity in Afghanistan to implement the international health regulation: a role for security forces," *Biosecur Bioterror*, 8 (3), 277-85.
14. Colborn JM, MY Kosoy, VL Motin, MV Telepnev, G Valbuena, KS Myint, Y Fofanov, C Putonti, C Feng and L Peruski (2010), "Improved detection of *Bartonella* DNA in mammalian hosts and arthropod vectors by real-time PCR using the NADH dehydrogenase gamma subunit (nuoG)," *J Clin Microbiol*, 48 (12), 4630-3.
15. Crum-Cianflone NF, PJ Blair, D Faix, J Arnold, S Echols, SS Sherman, JE Tueller, T Warkentien, G Sanguineti, M Bavaro and BR Hale (2009), "Clinical and epidemiologic characteristics of an outbreak of novel H1N1 (swine origin) influenza A virus among United States military beneficiaries," *Clin Infect Dis*, 49 (12), 1801-10.
16. Dilantika C, ER Sedyaningasih, MR Kasper, M Agtini, E Listiyaningish, TM Uyeki, TH Burgess, PJ Blair and SD Putnam (2010), "Influenza virus infection among pediatric patients reporting diarrhea and influenza-like illness," *BMC Infectious Diseases*, 10 (3).
17. Eick AA, J Ticehurst, S Tobler, R Nevin, LE Lindler and Z Hu (2010), "Hepatitis E seroprevalence and seroconversion among US Military service members deployed to Afghanistan," *JID*, 202 (9).
18. Faix DJ, SS Sherman and SH Waterman (2009), "Rapid-test sensitivity for novel swine-origin influenza A (H1N1) virus in humans," *N Engl J Med*, 361 (7), 728-9.
19. Feighner BH, A Kircher, VJ Davey, R Burke and JC Gaydos (2010), "2010 Conference on Infectious Disease Modeling Sponsored by the U.S. Department of Defense," *Military Medicine*, 175 (6).
20. Foley DH, RC Wilkerson, I Bimey, S Harrison, J Christensen and LM Rueda (2010), "MosquitoMap and the Mal-area calculator: new web tools to relate mosquito species distribution with vector borne disease," *International Journal of Health Geographics*, 9 (11).
21. Foley DH, TA Klein, HC Kim, T Brown, RC Wilkerson and LM Rueda (2010), "Validation of ecological niche models for potential malaria vectors in the Republic of Korea," *J Am Mosq Control Assoc*, 26 (2), 210-3.
22. Forshey BM, C Guevara, VA Laguna-Torres, M Cespedes, J Vargas and A Gianella (2010), "Arboviral etiologies of acute febrile illnesses in Western South America, 2000-2007," *PLoS One*, 5 (8), e787.
23. Forshey BM, A Stewart, AC Morrison, H Galvez, C Rocha, H Astete, D Eza, HW Chen, CC Chao, JM Montgomery, DE Bentzel, WM Ching and TJ Kochel (2010), "Epidemiology of spotted fever group and typhus group rickettsial infection in the Amazon basin of Peru," *Am J Trop Med Hyg*, 82 (4), 683-90.
24. Gray GC and WS Baker "Editorial commentary: the problem with pigs: it's not about bacon," (2011), *Clin Infect Dis*, 52 (1), 19-22.
25. Gundi VA, MY Kosoy, KS Myint, SK Shrestha, MP Shrestha, JA Pavlin and RV Gibbons (2010) "Prevalence and genetic diversity of *Bartonella* species detected in different tissues of small mammals in Nepal," *Appl Environ Microbiol*, 76 (24), 8247-54.
26. Heil GL, T McCarthy, KJ Yoon, S Liu, MD Saad, CB Smith, JA Houck, ED Dawson, KL Rowlen and GC Gray (2010), "MChip, a low density microarray, differentiates among seasonal human H1N1, North America swine H1N1, and the 2009 pandemic H1N1," *Influenza and Other Respiratory Viruses*, 4 (6), 411-6.
27. Huong HH, H Gong, AE Kajon, MS Jones, RA Kuschner, A Lyons, L Lott, KH Lin and D Metzgar (2010), "Genome sequences of Human Adenovirus 14 isolates from mild respiratory cases and a fatal pneumonia isolated during 2006-2007 epidemics in North America," *Respir Res*, 11 (116).



28. Influenza, Writing Committee of the WHO Consultation on Clinical Aspects of Pandemic (H1N1) 2009 (2010), "Clinical Aspects of Pandemic 2009 Influenza A (H1N1) Virus Infection," *New England Journal of Medicine*, 362, 1708-19.
29. Johns MC, AA Eick, DL Blazes, S Lee, CL Perdue, R Lipnick, KG Vest, KL Russell, RF DeFraités and JL Sanchez (2010), "Seasonal Influenza Vaccine and Protection against Pandemic (H1N1) 2009-Associated Illness among US Military Personnel," in *PLoS One*, Vol. 5, e10722.
30. Jordan NN, S-e Lee, G Nowak, NM Johns and JC Gaydos (2010), "*Chlamydia trachomatis* Reported among US active duty service members, 2000-2008," *Military Medicine*, In Press.
31. Kajon AE, LM Dickson, D Metzgar, HS Houg, V Lee and BH Tan "Outbreak of febrile respiratory illness associated with adenovirus 11a infection in a Singapore military training camp," *J Clin Microbiol*, 48 (4), 1438-41.
32. Kajon AE, X Lu, DD Erdman, J Louie, D Schnurr, KS George, MP Koopmans, T Allibhai and D Metzgar (2010), "Molecular epidemiology and brief history of emerging adenovirus 14-associated respiratory disease in the United States," *J Infect Dis*, 202 (1), 93-103.
33. Kapoor A, L Li, J Victoria, B Oderinde, C Mason, P Pandey, SZ Zaidi and E Delwart (2009), "Multiple novel astrovirus species in human stool," *J Gen Virol*, 90 (Pt 12), 2965-72.
34. Kapoor A, P Simmonds, E Slikas, L Li, L Bodhidatta, O Sethabutr, H Triki, O Bahri, BS Oderinde, MM Baba, DN Bukbuk, J Besser, J Bartkus and E Delwart (2010), "Human bocaviruses are highly diverse, dispersed, recombination prone, and prevalent in enteric infections," *J Infect Dis*, 201 (11), 1633-43.
35. Kasper MR, B Sokhal, PJ Blair, TF Wierzba and SD Putnam (2010), "Emergence of multidrug-resistant *Salmonella enterica* serovar Typhi with reduced susceptibility to fluoroquinolones in Cambodia," *Diagn Microbiol Infect Dis*, 66 (2), 207-9.
36. Khalakdina A, SK Shrestha, S Malla, S Hills, B Thaisomboonsuk, B Shrestha, RV Gibbons and J Jacobson (2010), "Field evaluation of commercial Immunoglobulin M antibody capture ELISA diagnostic tests for the detection of Japanese encephalitis virus infection among encephalitis patients in Nepal," *Int J Infect Dis*, 14 Suppl 3, e79-84.
37. Kim HC, ST Chong, WJ Sames, PV Nunn, SP Wolf, RG Robbins and TA Klein (2010), "Tick surveillance of small mammals captured in Gyeonggi and Gangwon Provinces, Republic of Korea, 2004-2008," *Syst Appl Acarol*, 15, 100-8.
38. Kim HC, IY Lee, ST Chong, AL Richards, SH Gu, JW Song, JS Lee and TA Klein (2010), "Serosurveillance of Scrub Typhus in small mammals collected from military training sites near the DMZ, Northern Gyeonggi-do, Korea, and analysis of the relative abundance of chiggers from mammals examined," *Korean J Parasitol*, 48 (3), 237-43.
39. Kim HC, YC Yang, ST Chong, SJ Ko, SE Lee, TA Klein and JS Chae (2010), "Detection of *Rickettsia typhi* and Seasonal Prevalence of Fleas Collected from Small Mammals in the Republic of Korea," *J. Wildlife Dis.*, 46 (1), 165-72.
40. Kim HC, ST Chong, PV Nunn and TA Klein (2010), "Seasonal Prevalence of Mosquitoes Collected from Light Traps in the Republic of Korea, 2007," *Entomological Research*, 40, 136-44.
41. Kim HC, JH Kim, YS Jo, ST Chong, WJ Sames, TA Klein and RG Robbins (2009), "Records of *Ixodes pomeranzevi* Serdyukova, 1941 (Acari: Ixodidae) from Small Mammals in Northern Gyeonggi and Gangwon Provinces, Republic of Korea," *Syst Appl Acarol*, 14, 129-35.
42. Klungthong C, P Chinnawirotpisan, K Hussem, T Phonpakobsin, W Manasatienkij, C Ajariyakhajorn, K Rungrojcharoenkit, RV Gibbons and RG Jarman (2010), "The impact of primer and probe-template mismatches on the sensitivity of pandemic influenza A/H1N1/2009 virus detection by real-time RT-PCR," *J Clin Virol*, 48 (2), 91-5.
43. Ko S, JG Kang, SY Kim, HC Kim, TA Klein, ST Chong, WJ Sames, SM Yun, YR Ju and JS Chae (2010), "Prevalence of tick-borne encephalitis virus in ticks from southern Korea," *J Vet Sci*, 11 (3), 197-203.
44. Labrique AB and KE Nelson (2010), "Editorial Commentary: Hepatitis E virus infections among US Military personnel deployed to Afghanistan," *JID*, 202 (9).
45. Laguna-Torres, VA, J Gomez, PV Aguilar, JS Ampuero, C Munayco and V Ocaña (2010), "Changes in the viral distribution pattern after the appearance of the novel influenza A H1N1 (pH1N1) Virus in influenza-like illness patients in Peru," *PLoS One*, 5 (7), e11719.
46. Laguna-Torres, VA, JF Sanchez-Largaespada, I Lorenzana, BM Forshey, PV Aguilar, M Jimenez, E Parrales, F Rodriguez, J Garcia, I Jimenez, M Rivera, J Perez, M Sovero, J Rios, ME Gamero, ES Halsey and TJ Kochel (2010), "Influenza and other respiratory viruses in three Central American countries," *Influenza and Other Respiratory Viruses*, DOI: 10.1111/j.1750-2659.2010.00182.x.
47. Lee IY, HC Kim, YS Lee, JH Seo, JW Lim, TS Yong, TA Klein and W. J. Lee (2009), "Geographical distribution and relative abundance of vectors of scrub typhus in the Republic of Korea," *Korean J Parasitol*, 47 (4), 381-6.
48. Lee S-e, W Nauschuetz, N Jordan, LE Lindler, R Steece, Pfau E and JC Gaydos (2010), "Survey of sexually transmitted disease laboratory methods in US Army laboratories," *Sexually Transmitted Diseases*, 37, 44-8.
49. Li L, J Victoria, A Kapoor, O Blinkova, C Wang, F Babrzadeh, CJ Mason, P Pandey, H Triki, O Bahri, BS Oderinde, MM Baba, DN Bukbuk, JM Besser, JM Bartkus and EL Delwart (2009), "A novel picornavirus associated with gastroenteritis," *J Virol*, 83 (22), 12002-6.
50. Manock SR, KH Jacobsen, NB de Bravo, KL Russell, M Negrete, JG Olson, JL Sanchez, PJ Blair, RD Smalligan, BK Quist, JF Espin, WR Espinoza, F MacCormick, LC Fleming and T Kochel (2009), "Etiology of acute undifferentiated febrile illness in the Amazon basin of Ecuador," *Am J Trop Med Hyg*, 81 (1), 146-51.
51. Masuoka P, TA Klein, HC Kim, DM Claborn, N Achee, R Andre, J Chamberlin, J Small, A Anyamba, DK Lee, SH Yi, M Sardelis, YR Ju and J Grieco (2010), "Modeling the distribution of *Culex tritaeniorhynchus* to predict Japanese encephalitis distribution in the Republic of Korea," *Geospat Health*, 5 (1), 45-57.
52. Metzgar D, D Baynes, CJ Hansen, EA McDonough, DR Cabrera and MM Ellorin (2010), "Inference of antibiotic resistance and virulence among diverse Group A *Streptococcus* strains using emm Sequencing and multilocus genotyping methods," *PLoS One*, 4 (9), e6897.
53. Metzgar D, C Gibbins, NR Hudson and MS Jones (2010), "Evaluation of multiplex type-specific real-time PCR assays using the LightCycler and joint biological agent identification and diagnostic system platforms for detection and quantitation of adult human respiratory adenoviruses," *J Clin Microbiol*, 48 (4), 1397-403.



54. Metzgar D, EA McDonough, CJ Hansen, CR Blaesing, D. Baynes and AW Hawksworth (2010), "Local changes in rates of group A Streptococcus disease and antibiotic resistance are associated with geographically widespread strain turnover events," *Virulence*, 1 (4), 247-53.
55. Metzgar D, CA Myers, KL Russell, D Faix, PJ Blair, J Brown, S Vo, DE Swayne, C Thomas, DA Stenger, B Lin, AP Malanoski, Z Wang, KM Blaney, NC Long, JM Schnur, MD Saad, LA Borsuk, AM Lichanska, MC Lorence, B Weslowski, KO Schafer and C Tibbetts (2010), "Single assay for simultaneous detection and differential identification of human and avian influenza virus types, subtypes, and emergent variants," *PLoS One*, 5 (2).
56. Morgan OW, S Parks, T Shim, PA Blevins, PM Lucas, R Sanchez, N Walea, F Loustalot, MR Duffy, MJ Shim, S Guerra, F Guerra, G Mills, J Verani, B Alsip, S Lindstrom, B Shu, S Emery, AL Cohen, M Menon, AM Fry, F Dawood, VP Fonseca and SJ Olsen (2010), "Household Transmission of Pandemic (H1N1) 2009, San Antonio, Texas, USA, April-May 2009," *Emerg Infect Dis*, DOI: 10.3201/eid1604.091658.
57. Morgan OW, S Parks, T Shim, PA Blevins, PM Lucas, R Sanchez, N Walea, F Loustalot, MR Duffy, MJ Shim, S Guerra, F Guerra, G Mills, J Verani, B Alsip, S Lindstrom, B Shu, S Emery, AL Cohen, M Menon, AM Fry, F Dawood, VP Fonseca and SJ Olsen (2010), "Household transmission of pandemic (H1N1) 2009, San Antonio, Texas, USA, April-May 2009," *Emerg Infect Dis*, 16 (4), 631-7.
58. Morrison AC, SL Minnick, C Rocha, BM Forshey, ST Stoddard, A Getis, DA Focks, KL Russell, JG Olson, PJ Blair, DM Watts, M Sihuinchu, TW Scott and TJ Kochel (2010), "Epidemiology of dengue virus in Iquitos, Peru 1999 to 2005: interepidemic and epidemic patterns of transmission," *PLoS Negl Trop Dis*, 4 (5), e670.
59. Myint KS, CK Murray, RM Scott, MP Shrestha, MP Mammen, Jr., SK Shrestha, RA Kuschner, DM Joshi and RV Gibbons (2010), "Incidence of leptospirosis in a select population in Nepal," *Trans R Soc Trop Med Hyg*, 104 (8), 551-5.
60. Nam DH, JS Oh, MH Nam, HC Park, CS Lim, WJ Lee, J Sattabongkot, TA Klein and FJ Ayala (2010), "Short Report: Emergence of New Alleles of the MSP-3 $\alpha$  Gene in *Plasmodium vivax* isolates from Korea," *Am. J. Trop. Med. Hyg.*, 82 (4), 522-4.
61. Nguku PM, SK Sharif, D Mutonga, S Amwayi, J Omolo, O Mohammed, EC Farnon, LH Gould, E Lederman, C Rao, R Sang, D Schnabel, DR Feikin, A Hightower, MK Njenga and RF Breiman (2010), "An investigation of a major outbreak of Rift Valley fever in Kenya: 2006-2007," *Am J Trop Med Hyg*, 83 (2 Suppl), 5-13.
62. Nguyen JT, JD Hoopes, MH Le, DF Smee, AK Patrick, DJ Faix, PJ Blair, MD de Jong, MN Prichard and GT Went (2010), "Triple combination of amantadine, ribavirin, and oseltamivir is highly active and synergistic against drug resistant influenza virus strains in vitro," *PLoS One*, 5 (2), e9332.
63. Noedl H, Y Se, S Sriwichai, K Schaecher, P Teja-Isavadharm, B Smith, W Rutvisuttinunt, D Bethell, S Surasri, MM Fukuda, D Socheat and LC Thap (2010), "Artemisinin Resistance in Cambodia: A clinical trial designed to address an emerging problem in Southeast Asia," *Clinical Infectious Diseases*, 51 (11), e82-e9.
64. Oberste MS, E Gotuzzo, P Blair, WA Nix, TG Ksiazek, JA Comer, P Rollin, CS Goldsmith, J Olson and TJ Kochel (2009), "Human febrile illness caused by encephalomyocarditis virus infection, Peru," *Emerg Infect Dis*, 15 (4), 640-6.
65. O'Guinn ML, TA Klein, JS Lee, HC Kim, LJ Baek, ST Chong, MJ Turell, DA Burkett, A Schuster, IY Lee, SH Yi, WJ Sames, KJ Song and JW Song (2008), "Ecological surveillance of small mammals at Firing Points 10 and 60, Gyeonggi Province, Republic of Korea, 2001-2005," *J Vector Ecol*, 33 (2), 370-84.
66. O'Guinn ML, TA Klein, JS Lee, AL Richards, HC Kim, SJ Ha, SH Shim, LJ Baek, KJ Song, ST Chong, MJ Turell, DA Burkett, A Schuster, IY Lee, SH Yi, WJ Sames and JW Song (2008), "Serological surveillance of scrub typhus, murine typhus, and leptospirosis in small mammals captured at firing points 10 and 60, Gyeonggi province, Republic of Korea, 2001-2005," *Vector Borne Zoonotic Dis*, 10 (2), 125-33.
67. Otto JL, RJ Lipnick, JL Sanchez, RF DeFraitess and DJ Barnett (2010), "Preparing Military Installations for Pandemic Influenza Through Tabletop Exercises," *Military Medicine*, 175 (1), 7-13.
68. Payne KS, TA Klein, JL Otto, HC Kim, ST Chong, SJ Ha, SH Gu, JH Jeong, LJ Baek and JW Song (2009), "Seasonal and environmental determinants of leptospirosis and scrub typhus in small mammals captured at a U.S. military training site (Dagmar North), Republic of Korea, 2001-2004," *Mil Med*, 174 (10), 1061-7.
69. Paz-Soldan VA, ST Stoddard, G Vazquez-Prokopec, AC Morrison, JP Elder, U Kitron, TJ Kochel and TW Scott (2010), "Assessing and maximizing the acceptability of global positioning system device use for studying the role of human movement in dengue virus transmission in Iquitos, Peru," *Am J Trop Med Hyg*, 82 (4), 723-30.
70. Petruccioli B, JL Otto, MC Johns, RJ Lipnick and FHPC-H1N1 Working Group (2010), "U.S. Military public health surveillance and response to pandemic influenza A (H1N1)," *Am J Prev Med*, 39 (5), 483-6.
71. Pichyangkul S, P Tongtawe, U Kum-Arb, K Yongvanitchit, M Gettayacamin, MR Hollingdale, A Limsalakpetch, VA Stewart, DE Lanar, S Dutta, E Angov, LA Ware, ES Bergmann-Leitner, B House, G Voss, MC Dubois, JD Cohen, MM Fukuda, DG Heppner and RS Miller (2009), "Evaluation of the safety and immunogenicity of *Plasmodium falciparum* apical membrane antigen 1, merozoite surface protein 1 or RTS,S vaccines with adjuvant system AS02A administered alone or concurrently in rhesus monkeys," *Vaccine*, 28 (2), 452-62.
72. Richards AL, J Jiang, S Omulo, R Dare, K Abdirahman and A Ali (2010), "Human infection with *Rickettsia felis*, Kenya," *Emerg Infect Dis*, 16 (7), 1081-6.
73. Richards EE, P Masuoka, D Brett-Major, M Smith, TA Klein, HC Kim, A Anyamba and J Grieco (2010), "The Relationship Between Mosquito Abundance and Rice Field Density in the Republic of Korea," *International Journal of Health Geographics*, 9 (32), doi: 10.1186/476-072X-9-32.
74. Rocha C, AC Morrison, BM Forshey, PJ Blair, JG Olson, JD Stancil, M Sihuinchu, TW Scott and TJ Kochel (2009), "Comparison of two active surveillance programs for the detection of clinical dengue cases in Iquitos, Peru," *Am J Trop Med Hyg*, 80 (4), 656-60.
75. Rueda LM, TL Brown, HC Kim, ST Chong, TA Klein, DH Foley, A Anyamba, M Smith, EP Pak and RC Wilkerson (2010), "Species composition, larval habitats, seasonal occurrence and distribution of potential malaria vectors and associated species of Anopheles (Diptera: Culicidae) from the Republic of Korea," *Malaria Journal*, 9 (55).
76. Rueda LM, C Li, HC Kim, TA Klein, DH Foley and RC Wilkerson (2010), "Anopheles belenrae, a potential vector of *Plasmodium vivax* in the Republic of Korea," *J Am Mosq Control Assoc*, 26 (4), 430-2.



77. Salmon-Mulanovich G, M Sovero, VA Laguna-Torres, TJ Kochel, AG Lescano and G Chauca (2010), "Frequency of human bocavirus (HBoV) infection among children with febrile respiratory symptoms in Argentina, Nicaragua and Peru," DOI: 10.1111/j.1750-2659.010.00160.x.
78. Salmon-Mulanovich, G, M Sovero, VA Laguna-Torres, TJ Kochel, AG Lescano, G Chauca, JF Sanchez, F Rodriguez, E Parrales, V Ocana, M Barrantes, DL Blazes and JM Montgomery (2010), "Frequency of human bocavirus (HBoV) infection among children with febrile respiratory symptoms in Argentina, Nicaragua and Peru," *Influenza Other Respi Viruses*, 5 (1), 1-5.
79. Sames WJ, TA Klein, HC Kim, ST Chong, IY Lee, SH Gu, YM Park, JH Jeong and JW Song (2009), "Ecology of Hantaan virus at Twin Bridges Training Area, Gyeonggi Province, Republic of Korea, 2005-2007," *J Vector Ecol*, 34 (2), 225-31.
80. Sames WJ, TA Klein, HC Kim, SH Gu, HJ Kang, SH Shim, SJ Ha, ST Chong, IY Lee, AL Richards, SH Yi and JW Song (2010), "Serological surveillance of scrub typhus, murine typhus, and leptospirosis in small mammals captured at Twin Bridges Training Area, Gyeonggi Province, Republic of Korea, 2005-2007," *Mil Med*, 175 (1), 48-54.
81. Sang R, E Kioko, J Lutomiah, M Warigia, C Ochieng and M O'Guinn (2010), "Rift Valley fever virus epidemic in Kenya, 2006/2007: the entomologic investigations," *Am. J. Trop. Med. Hyg.*, 83 (Suppl 2), 28-37.
82. Seah SG, EA Lim, S Kok-Yong, JC Liaw, V Lee, P Kammerer, D Metzgar, KL Russell and BH Tan (2010), "Viral agents responsible for febrile respiratory illnesses among military recruits training in tropical Singapore," *J Clin Virol*, 47 (3), 289-92.
83. Seong, KM, DY Lee, KS Yoon, DH Kwon, HC Kim, TA Klein, JM Clark and SH Lee (2010), "Establishment of quantitative sequencing and filter contact vial bioassay for monitoring pyrethroid resistance in the common bed bug, *Cimex lectularius*," *J Med Entomol*, 47 (4), 592-9.
84. Seto J, MP Walsh, D Metzgar and D Seto (2010), "Computational analysis of adenovirus serotype 5 (HAdV-C5) from an HAdV coinfection shows genome stability after 45 years of circulation," *Virology*, 404 (2), 180-6.
85. Shanks D, A MacKenzie, R Mclaughlin, M Waller, P Dennis, S Lee and JF Brundage (2010), "Mortality Risk Factors During the 1918-1919 Influenza Pandemic in the Australian Army," *J Infect Dis*, 201 (12)
86. Shim JC, DK Lee, TA Klein, HC Kim, WJ Lee and HK Im (2010), "Surveillance of Vivax Malaria Vectors and Civilian Patients from Malaria High-Risk Areas in Northern Gyeonggi and Gangwon Provinces Near the Demilitarized Zone, Republic of Korea, 2003-2006," *Entomological Research*, 40 (4), 202-10.
87. Sovero M, J Garcia, VA Laguna-Torres, J Gomez, W Aleman and W Chicaiza (2010), "Short report: analysis of Influenza A/H1N1 of Swine Origin Virus (SOIV) circulating in Central and South America," *Am. J. Trop. Med. Hyg.*, 83 (3), 708-10.
88. Steenkeste N, WO Rogers, L Okell, I Jeanne, S Incardona, L Duval, S Chy, S Hewitt, M Chou, D Socheat, FX Babin, F Arieu and C Rogier (2010), "Sub-microscopic malaria cases and mixed malaria infection in a remote area of high malaria endemicity in Rattanakiri province, Cambodia: implication for malaria elimination," *Malar J*, 9, 108.
89. Sueker JJ, DL Blazes, MC Johns, PJ Blair, PA Sjoberg, JA Tjaden, JM Montgomery, JA Pavlin, DC Schnabel, AA Eick, S Tobias, M Quintana, KG Vest, RL Burke, LE Lindler, JL Mansfield, RL Erickson, KL Russell and JL Sanchez (2010), "Influenza and respiratory disease surveillance: the US military's global laboratory-based network," *Influenza and Other Respiratory Viruses*, DOI: 10.1111/j.1750-2659.009.00121.x.
90. Sueker JJ, JP Chretien, JC Gaydos and KL Russell (2010), "Short Report: Global Infectious Disease Surveillance at DoD Overseas Laboratories, 1999-2007," *Am. J. Trop. Med. Hyg.*, 82 (1), 23-7.
91. Sunjin K, J Kang, SY Kim, TA Klein, ST Chong and WJ Sames (2010), "Prevalence of tick-borne encephalitis virus in ticks from southern Korea," *J. Vet. Sci*, 11 (3), 197-203.
92. Teague NS, A Srijan, B Wongstitwilairoong, K Poramathikul, T Champathai, S Ruksasiri, J Pavlin and CJ Mason (2010), "Enteric pathogen sampling of tourist restaurants in Bangkok, Thailand," *J Travel Med*, 17 (2), 118-23.
93. Trei JS, NM Johns, JL Garner, LB Noel, BV Ortman, KL Ensz, MC Johns, ML Bunning and JC Gaydos (2010), "Spread of adenovirus to geographically dispersed military installations, May-October 2007," *Emerg Infect Dis*, 16 (5), 769-75.
94. Trombley AR, L Wachter, J Garrison, VA Buckley-Beason, J Jahrling, LE Hensley, RJ Schoepp, DA Norwood, A Goba, JN Fair and DA Kulesh (2010), "Comprehensive panel of real-time TaqMan polymerase chain reaction assays for detection and absolute quantification of filoviruses, arenaviruses, and New World hantaviruses," *Am J Trop Med Hyg*, 82 (5), 954-60.
95. Velasco JM, ML Montesa-Develos, RG Jarman, MN Lopez, RV Gibbons, MT Valderama and IK Yoon (2010), "Evaluation of QuickVue influenza A+B rapid test for detection of pandemic influenza A/H1N1 2009," *J Clin Virol*, 48 (2), 120-2.
96. Vilcarrromero S, PV Aguilar, ES Halsey, VA Laguna-Torres, H Razuri, J Perez, Y Valderrama, E Gotuzzo, L Suarez, M Cespedes and TJ Kochel (2010), "Venezuelan equine encephalitis and 2 human deaths, Peru," *Emerg Infect Dis*, 16 (3), 553-6.
97. Vinayak S, MT Alam, T Mixson-Hayden, AM McCollum, R Sem, NK Shah, P Lim, S Muth, WO Rogers, T Fandeur, JW Barnwell, AA Escalante, C Wongsrichanalai, F Arieu, SR Meshnick and V Udhayakumar (2010), "Origin and evolution of sulfadoxine resistant *Plasmodium falciparum*," *PLoS Pathog*, 6 (3), e1000830.
98. Waitumbi JN, J Kuypers, SB Anyona, JN Koros, ME Polhemus, J Gerlach, M Steele, JA Englund, KM Neuzil and GJ Domingo (2010), "Short Report: Outpatient upper respiratory tract viral infections in children with malaria symptoms in Western Kenya," *Am. J. Trop. Med.*, 83 (5), 1010-3.
99. Walsh DS, F Eyase, D Onyango, A Odindo, W Otieno, JN Waitumbi, WD Bulimo, DC Schnabel, WM Meyers and F Portaels (2009), "Short report: Clinical and molecular evidence for a case of Buruli ulcer (*Mycobacterium ulcerans* infection) in Kenya," *Am J Trop Med Hyg*, 81 (6), 1110-3.
100. Wang Z, AP Malanoski, L Baochuan, NC Long, TA Leski and KM Blaney (2010), "Broad spectrum respiratory pathogen analysis of throat swabs from military recruits reveals interference between rhinoviruses and adenoviruses," *Microb Ecol.*, 59, 623-34.
101. Washington C, D Metzgar, MH Hazbon, L Binn, A Lyons, C Coward and R Kuschner (2010), "Multiplexed Luminex xMAP assay for detection and identification of five adenovirus serotypes associated with epidemics of respiratory disease in adults," *J Clin Microbiol*, 48 (6), 2217-22.
102. Witkop CT, MR Duffy, EA Macias, TF Gibbons, JD Escobar, KN Burwell and KK Knight (2010), "Novel Influenza A (H1N1) outbreak at the U.S. Air Force Academy: epidemiology and viral shedding duration," *Am J Prev Med*, 38 (2), 121-6.



103. Woodring JV, B Ogutu, DC Schnabel, JN Waitumbi, CH Olsen and DS Walsh (2010), "Evaluation of recurrent parasitemia after artemether-lumefantrine treatment for uncomplicated malaria in children in Western Kenya," *Am. J. Trop. Med. Hyg.*, 83 (3), 458-64.
104. Wulan WN, LE Listiyaningsih, KMK Samsi, MD Agtini, MR Kasper and SD Putnam (2010), "Identification of a Rotavirus G12 Strain, Indonesia," *Emerg Infect Dis*, 16 (1), 159-61.

## Presentations

1. Abdallat M, El-Shoubary W, Palominos JV, Dueger E, Chandrasekaran R, Pimentel G, House B, Talaat M. **Sentinel Surveillance for Severe Acute Respiratory Infections in Jordan.** International Conference on Emerging Infectious Diseases (ICEID), Atlanta, GA. 11-14 July 2010.
2. Abdel Fadeel M, House B, Wasfy M, Habashy EE, Said MM, and Pimentel G. **Evaluation of Enzyme Immunoassays, Widal and Other Commercial Tests for Serological Diagnosis of Typhoid Fever from an Epidemic Area in a Surveillance Setting.** International Conference on Emerging Infectious Diseases (ICEID), Atlanta, GA. 11-14 July 2010.
3. Abdel Fadeel M, Wasfy MM, House B, and Pimentel G. **In-House ELISA for the Rapid and Simultaneous Diagnosis of Brucellosis, Typhoid Fever, Leptospirosis and Rickettsiosis.** International Society of Chemotherapy (ISC) International Conference on Emerging Zoonotic Diseases, Cairo, Egypt. 14-17 October 2009.
4. Abdel Maksoud M, Abdel Rahman B, Wasfy M, Earhart K, House B, Pimentel G, El Said M, and Dueger E. **In Vitro Antibiotic Susceptibility Profiles of *Brucella melitensis* Isolates from Egypt during 1999-2003 and 2005-2007.** International Society of Chemotherapy (ISC) International Conference on Emerging Zoonotic Diseases, Cairo, Egypt. 14-17 October 2009.
5. Achilla R, Mjanja J, Wadegu M, Bulimo W, and Schnabel D. **Sentinel Surveillance of Pandemic Influenza A H1N1 in Kenya in the Period August-November 2009.** 14<sup>th</sup> International Congress on Infectious Diseases (ICID), Miami, FL. 9-12 March 2010.
6. Al Awaidey S, El-Shoubary W, Teesdale S, Al Abaidan I, Babakir S, Busaidy S, Baqlani S, Dueger E, Pimentel G, Talaat M. **Preliminary Results of Sentinel Surveillance for Severe Acute Respiratory Infections (SARI) in the Sultanate of Oman.** International Conference on Emerging Infectious Diseases (ICEID), Atlanta, GA. 11-14 July 2010.
7. Ampofo W, Kronmann K, Bonney K, Adjabeng M, Saad MD, Ofori-Ansah G, Asante I, Addo-Yobo F, Bannie HK, Antwi E, Sangber-Dery F, Opere D, Nzussouo T, Davis R, Opata H, Daniels R, Hay A, Tjaden J, Nyarko A, Ahadzi L, et al. **A Profile of Influenza Virus Infection in Acute Respiratory Illness in Ghana.** American Society of Tropical Medicine and Hygiene 58<sup>th</sup> Annual Meeting (ASTMH), Washington, D.C. 18-22 November 2009.
8. Anunwah J. **Growing H1N1 Influenza Using a Hollow Fiber Bioreactor System.** 13<sup>th</sup> Annual Force Health Protection Conference, Phoenix, AZ. 10-13 August 2010.
9. Alera MT. **Japanese Encephalitis in the Philippines: Chart Review and Laboratory Confirmed Hospitalized Cases.** American Society of Tropical Medicine and Hygiene (ASTMH) 58<sup>th</sup> Annual Meeting, Washington, D.C. 18-22 November 2009.

10. Benkirane M, Lohinival A-L. **HIV Related Stigma in Egyptian Print Media.** XVIII International AIDS Conference, Vienna, Austria. 18-23 July 2010.
11. Bethell D, Se Y, Lon C, Socheat D, Saunders D, Darapiset S, Lin J, Sriwichai S, Kuntawungin W, Poeu S, Lee S, Sarim S, Tyner S, Smith B, and Fukuda M. **Dose-Dependent Risk of Neutropenia Following Seven-Day Courses of Artesunate Monotherapy in Adult Cambodian Patients with Acute *falciparum* malaria.** American Society of Tropical Medicine and Hygiene (ASTMH) 58<sup>th</sup> Annual Meeting, Washington, D.C. 18-22 November 2009.
12. Blair P. **Response of the Naval Health Research Center to Pandemic A/H1N1.** International Conference on Emerging Infectious Diseases (ICEID), Atlanta, GA. 11-14 July 2010.
13. Blair PJ. **Clinical Virology and the Use of Rapid Diagnostics.** PAHO Pandemic Preparedness Meeting, Washington, D.C. 13-15 October 2009.
14. Blair PJ. **Diagnosis and Characterization of Emerging Viruses.** WHO Consultation on Public Health Research, Geneva, Switzerland. 17-20 November 2009.
15. Blair PJ. **Mitigation Strategies: Respiratory Surveillance.** North and South Pacific Islands Pandemic Influenza Planning Workshop, Brisbane, Australia. 8-10 December 2009.
16. Blair PJ. **NHRC Respiratory Diseases Surveillance.** US Department of State Biosecurity Engagement Program Partners Meeting, Washington, D.C. 27-28 January 2010.
17. Blair P.J. **NHRC Pandemic Response.** DARPA Planning Meeting, Washington, D.C. 29 January 2010.
18. Blair PJ. **Sample Collection and Detection of Respiratory Pathogens.** AFRIMS, Bangkok, Thailand. 12 February 2010.
19. Blair PJ. **NHRC's Response to the Novel A/H1N1 Pandemic.** NAMCPH Annual Meeting, Hampton Road, VA. 19-25 March 2010.
20. Blair PJ. **Respiratory Surveillance Research at NHRC.** Surgeon General's Research Meeting, Lansdowne, VA. 13-16 April 2010.
21. Blair PJ. **NHRC's Response to the Novel A/H1N1 Pandemic.** Andean Ridge Infectious Disease Conference 2010, Lima, Peru. 15-18 June 2010.
22. Blair PJ. **Respiratory Diseases of Military Importance.** Military Tropical Medicine Course Didactics, Bethesda, MD. 28 July 2010.
23. Blair PJ. **Viral Evolution and Respiratory Diseases Research.** WHO Consultation, Chulalongkorn University, Bangkok, Thailand. 5-6 October 2010.
24. Bodhidatta L, Shrestha SK, Dhakhwa JR, Shrestha BR, Srijan A, and Mason CJ. **Importance of Viral Pathogens in Early Childhood Diarrhea in Rural and Urban Nepal.** American Society of Tropical Medicine and Hygiene (ASTMH) 58<sup>th</sup> Annual Meeting, Washington, D.C. 18-22 November 2009.
105. Broderick M. **Serum Benzathine Penicillin G Levels are Lower than Expected in U.S. Marine Corps Recruits.** 13<sup>th</sup> Annual Force Health Protection Conference, Phoenix, AZ. 10-13 August 2010.
106. Buczak AL, Feighner B, and Lewis SH. **Predicting Outbreaks of Emerging Infectious Diseases.** International Conference on Emerging Infectious Diseases (ICEID), Atlanta, GA. 11-14 July 2010.





107. Chisholm K, Wasfy M, Mohareb E, Zayed A, and Dueger E. **Pilot Study of Integrated Human-Animal-Vector Surveillance for Endemic and Emerging Vector-Borne and Zoonotic Pathogens Among Targeted High-Risk Populations.** International Conference on Emerging Infectious Diseases (ICEID), Atlanta, GA. 11-14 July 2010.
108. Clemens M, Peters L, Kronmann K, Kronmann L, Ampofo W, Pupilampu N, Nzussouo T, Dueger E. **Late Emergence of Pandemic H1N1 in Hospitalized Patients in Ghana.** International Conference on Emerging Infectious Diseases (ICEID), Atlanta, GA. 11-14 July 2010.
109. Clemens M, Peters L, Kronmann K, Kronmann L, Ampofo W, Pupilampu N, Nzussouo T, Dueger E. **Preliminary results of acute respiratory infection (ARI) surveillance in the Greater Accra Region, Ghana.** International Conference on Emerging Infectious Diseases (ICEID), Atlanta, GA. 11-14 July 2010.
110. Coberly J, Wojcik R, Tomayao AD, Tac-an IA, Velasco JM, and Lewis S. **Dengue SMS Surveillance Project in the Philippines.** American Society of Tropical Medicine and Hygiene (ASTMH) 58<sup>th</sup> Annual Meeting, Washington, D.C. 18-22 November 2009.
111. Coberly JR, Wojcik J, Skora A, Whitley T, Campbell C, Hodanics S, Lewis S, and Blazes D. **Biosurveillance Applications for Resource-Limited Settings: Open ESSENCE and ESSENCE Desktop Edition.** International Society for Disease Surveillance Conference (ISDS) Abstract Submission, September 2010.
112. Connors BC, Sanow AD, Sinclair LE, Garner JL, Gibbons TF, and Lopez CC. **Surveillance and Phylogenetic Variation of the 2009 Influenza A(H1N1) Virus in US Deployed Areas.** International Conference on Emerging Infectious Diseases (ICEID), Atlanta, GA. 11-14 July 2010.
113. Davis T, Ellassal E, Rivailler P, Loughlin R, Perry I, Balish AL, Klimov AI, ElBadry M, DeMattos C, Cornelius C, Pimentel G, Earhart K, Abdelghani AS, Kandeel A, Donis RO, El-Sayed N. **Full Genome Sequencing of Highly Pathogenic Avian Influenza H5N1 Virus in Egypt Reveals Lack of Reassortment of Re-Introduction of New Viruses into the Region.** Options for the Control of Influenza VII, Hong Kong SAR, China. 3-7 September 2010.
114. Desewu K, Odoom SC, Pupilampu N, Raczniak G, Kronmann K, Cobblah M, Appawu M, Wilson MD, and Boaky DA. **Anthropophily of *Sergentomyia* Species in a Leishmaniasis Outbreak Area in the Ho District of Ghana.** American Society of Tropical Medicine and Hygiene 58<sup>th</sup> Annual Meeting (ASTMH), Washington, D.C. 18-22 November 2009.
115. Duffy MR, Quintana M, Kersh GJ, Iihoshi N, Henriquez RR, Fitzpatrick KA, Massung RF, Sjoberg PA, and MacIntosh VH. **A Survey to Determine Incidence of Q Fever Seroconversion Among United States Air Force Service Members Deployed in Iraq.** International Conference on Emerging Infectious Diseases (ICEID), Atlanta, GA. 11-14 July 2010.
116. Ellassal E, Davis T, Rivailler P, Loughlin R, Perry I, Balish AL, Dedye V, Gubareva L, Klimov A, Donis RO, El Badry M, DeMattos C, Cornelius C, Pimentel G, Earhart K, Abdel Ghani AS, Kandeel A, El-Sayed N. **Molecular Epidemiology of Highly Pathogenic Avian Influenza H5N1 Egyptian Viruses Detected in Humans From 2009-2010.** International Conference on Emerging Infectious Diseases (ICEID), Atlanta, GA. 11-14 July 2010.
117. El-Shoubary W, Al Awaidy S, Kandeel A, Abdallat M, Dueger E, Pimentel G, and Talaat M. **Epidemiological Characteristics of Respiratory Syncytial Virus Associated Hospitalizations in Egypt, Jordan, and Oman.** International Conference on Emerging Infectious Diseases (ICEID), Atlanta, GA. 11-14 July 2010.
118. Faix D. **Update on Adenovirus Infection Among Military Recruits and Status of the Adenovirus Vaccine.** 13<sup>th</sup> Annual Force Health Protection Conference, Phoenix, AZ. 10-13 August 2010.
119. Farrell M, Sebeny P, Klena J, Pimentel G, Joseph A, Espiritu J, Zumwalt J, and Dueger E. **Screening for 2009 Pandemic Influenza A (H1N1) Virus at Camp Buehring, Kuwait.** International Conference on Emerging Infectious Diseases (ICEID), Atlanta, GA. 11-14 July 2010.
120. Farrell M, Leal J, Daves S, and Dueger E. **NAMRU-3 Integrated Public Health Training Workshop for Iraqi Scientists.** International Conference on Emerging Infectious Diseases (ICEID), Atlanta, GA. 11-14 July 2010.
121. Foley DH, Kim HC, Klein TA, Li C, Kim M-S, Wilkerson RC, and Rueda LM. **Malaria Vector Studies in Korea: Parity Rate and Abundance of Vector Species.** 76<sup>th</sup> Annual Meeting of the American Mosquito Control Association (AMCA), Lexington, KY. 28 March – 1 April 2010.
122. Francisco SD, Gettayacamin M, Melendez V, Li Q, Khemawoot P, Smith B, Saunders D, Bennett K, McCalmont W, Lanteri C, Dow G, Rothstein Y, Craft C, Teja-Isavadharm P, Rawiwan I, Magill AI, Lin AJ, Bathurst I, Westerman R, and Ohrt C. **Mirincamycin: Reassessment of a Promising Anti-Malarial Agent with Potential in a *plasmodium cynomolgi* Relapsing Malaria Monkey Model.** American Society of Tropical Medicine and Hygiene (ASTMH) 58<sup>th</sup> Annual Meeting, Washington, D.C. 18-22 November 2009.
123. Gettayacamin M. **Zoonotic Diseases Surveillance of Livestock in Thailand- A Successful Collaborative Effort of the Thai Department of Livestock and Development (DL) and USAMC-AFRIMS.** Multilateral Emerging Infectious Disease Conference, Bangkok, Thailand. 04 August 2010.
124. Gibbons R. **AFRIMS in Bangkok, Thailand- A Jewel in the Military Infectious Disease Research Program.** Vanderbilt University School of Medicine, Nashville, TN. 06 April 2010.
125. Guerrero AC, Garner JL, Burney CW, Maupin G.M., Connors B.C., Sinclair L., Sanow A.D., Gibbons T.F., and MacIntosh V.H. **Epidemiology of Parallel Mutations in the 2009 Influenza A(H1N1) Virus Identified in an Influenza Sentinel Surveillance Program.** International Conference on Emerging Infectious Diseases, Atlanta (ICEID), GA. 11-14 July 2010.
126. Hawksworth AW, Hansen C, Faix D, and Blair P. **Risk Factors for Laboratory-Confirmed Influenza among U.S. Military Basic Trainees Presenting With Febrile Respiratory Illness.** International Conference on Emerging Infectious Diseases (ICEID), Atlanta, GA. 11-14 July 2010.
127. Hawksworth AW. **Risk Factors for Laboratory-Confirmed Influenza Among US Military Basic Trainees Presenting with Febrile Respiratory Illness.** International Conference for Emerging Infectious Diseases, Atlanta, GA. 11-14 July 2010.
128. Hawksworth AW. **Risk Factors for Laboratory-Confirmed Influenza Among US Military Basic Trainees Presenting with Febrile Respiratory Illness.** 13<sup>th</sup> Annual Force Health Protection Conference, Phoenix, AZ. 10-13 August 2010.
129. Jansen S. and Nowak G. **Evaluation of Laboratory Identified Influenza in the Inpatient Setting.** 49<sup>th</sup> Navy and Marine Corps Public Health Conference, Hampton, VA. 19-25 March 2010.
130. Jarman RG, Myint KSA, Shrestha S, Gaywee J, Velasco JM, Yoon IK, Saunders D, Timmermans A, Ungchusak K, Wongstitwilairoong T, Mason CJ, Gibbons RV, and Pavlin JA. **Influenza Surveillance Contributions from South and Southeast Asia.** 14<sup>th</sup> International Congress on Infectious Diseases (ICID) Miami, FL. 9-12 March 2010.



131. Jarman RG, Myint KSA., Shrestha SK, Gaywee J, Velasco JM, Yoon IK, Timmermans A, Ungchusak K, Wongstitwilairoong T, Mason CJ, Gibbons RV, and Pavlin JA. **Influenza Surveillance Programs in Asia by Armed Forces Research Institute of Medical Sciences (AFRIMS)**. XII International Symposium on Respiratory Viral Infections, Taipei, Taiwan. 11-14 March 2010.
132. Jordan NN, et al. **Chlamydia trachomatis Reported Among US Active Duty Service Members, 2000-2008**. International Conference on Emerging Infectious Diseases (ICEID), Atlanta, GA. 11-14 July 2010.
133. Jordan NN, Lee, S, Gaydos, JC. **Chlamydia trachomatis Reported Among US Active Duty Army Members, 2000-2008 in Proceedings of the Twelfth International Symposium on Human Chlamydial Infections**. International Chlamydia Symposium, San Francisco, CA. 20-25 June 2010.
134. Jordan NN, Lee S, Nowak G, Johns N, and Gaydos JC. **Chlamydia trachomatis Reported among US Active Duty Service Members, 2000-2008**. International Conference on Emerging Infectious Diseases (ICEID), Atlanta, GA. 11-14 July 2010.
135. Jordan NN, et al. **A Review of Women's Health Clinic Data from Craig Joint Theater Hospital, Bagram, Afghanistan**. 13<sup>th</sup> Annual Force Health Protection Conference 2010, Phoenix, AZ. 6-13 August 2010.
136. Jun-gu K, Oh J-Y, Ko S, Kim Y-J, Yang H-J, Lee H, Shin N-S, Klein T., Kim H.C., Chong S-T., and Chae J-s. **New Genetic Variants of Anaplasma phagocytophilum, Anaplasma central and Anaplasma bovis in the Korean Water Deer and Ticks in Korea**. 53<sup>rd</sup> Annual Meeting of the Korean Society of Veterinary Science, Jeju, Korea. 15-16 October 2009.
137. Kajon A. **Striking Genetic Diversity Among Species B Respiratory Adenovirus Strains Circulating in Egypt Between 1999 and 2002**. XII International Symposium on Respiratory Viral Infections, Taipei, Taiwan. 11-14 March 2010.
138. Kalasinsky VF, Tristan JO, Strausborger SL, Blubaugh LM, Gaydos JC, and Mullick FG. **The Department of Defense (DoD) Internet-Accessible, Global Directory of Public Health Laboratory Services**. International Conference on Emerging Infectious Diseases (ICEID), Atlanta, GA. 11-14 July 2010.
139. Kammerer P. **Shipboard Febrile Respiratory Illness Surveillance**. 13<sup>th</sup> Annual Force Health Protection Conference, Phoenix, AZ. 10-13 August 2010.
140. Kandeel A, El-Shoubary W, Patel KN, Dueger E, Yaacoup A, Safwat A, Pimentel G, Talaat M. **Sentinel Surveillance for Severe Acute Respiratory Illness (SARI) in Egypt**. International Conference on Emerging Infectious Diseases (ICEID), Atlanta, GA. 11-14 July 2010.
141. Khemawoot P, et al. **Emergence of Artemisinin Resistant Malaria in Western Cambodia**. 16<sup>th</sup> IUPHAR World Congress of Basis and Clinical Pharmacology, Copenhagen, Denmark. 17-23 July 2010.
142. Kim HC, Chong S-T, Chae J-S, Sames WJ, and Klein TA. **Tick-Borne Disease Surveillance**. Annual Conference of the Korean Association of Biological Sciences, Seoul, Korea. 19-21 August 2010.
143. Klein TA, Kim HC, Lee W-J, Rueda LM, Chong S-T, Foley D, and Wilkerson RC. **Malaria in the Republic of Korea: Past, Present, and Implications for the Future Control**. Advances in the Understanding of Malaria, Seoul, Korea. 20-22 October 2009.
144. Klein TA and Kim HC. **Ecological Changes Affecting Vector-Borne Diseases in Korea**. International Symposium on Climatic Change and Insect Pest, Jeju, Korea. 28-30 October 2009.
145. Klein TA and Kim HC. **Ecological Changes Affecting Vector-Borne Diseases in Korea**. 5<sup>th</sup> International SOVE Congress, Belek, Antalya, Turkey. 11-16 October 2009.
146. Klein TA, Nunn PV, and Kim HC. **Medical Entomology Surveillance Issues in South Korea**. DoD Pest Management Workshop, Jacksonville, FL. 8-12 February 2010.
147. Klein TA, Kim HC, Rueda LM, Li C, Brown T, Foley D, and Wilkerson R. **Malaria Vector Studies in the Republic of Korea: Vector Parasite Rates and Habitat Distribution**. 14<sup>th</sup> International Congress on Infectious Diseases (ICID), Miami, FL. 9-12 March 2010.
148. Klein TA, Kim HC, and Chae J-S. **Ecological Changes Affecting the Potential for Tick-Borne Diseases in the Republic of Korea**. 76<sup>th</sup> Annual Mosquito Control Association (AMCA), Lexington, KY. 28 March – 1 April 2010.
149. Klein TA. **Vector-Borne Disease Threats in the Republic of Korea: Past, Present, and Future**. Asia Pacific Military Medical Conference, Jakarta, Indonesia. 2-7 May 2010.
150. Ko S, Kang J-G, Klein TA, Kim HC, and Chae J-S. **Isolation and Characterization of Bartonella grahamii from Apodemus agrarius in the Republic of Korea**. 24<sup>th</sup> Meeting of the American Society for Rickettsiology (ASR), Stevenson, WA. 31 July-3 August 2010.
151. Koka H, Turell M, Lutomiah J, Makio A, Mutisya J, Yalwala S, Muthoni M, Limbaso S, Schnabel D, and Sang R. **Evaluation of Kenyan Mosquito Species as Vectors of West Nile Virus**. American Society of Tropical Medicine and Hygiene 58<sup>th</sup> Annual Meeting (ASTMH), Washington, D.C. 18-22 November 2009.
152. Krammer P. **Influenza-Like Illness Surveillance Along the U.S.-Mexico Border in San Diego and Imperial Counties, California in 2009**. International Conference for Emerging Infectious Diseases (ICEID), Atlanta, GA. 11-14 July 2010.
153. Larasati RP, Phonekeo D, Farid J, Manivone Suryadi A, Vongphrachanh, P, Tobias DVM. **The Use of Syndromic Surveillance in Triggering An Outbreak Investigation: Example from Lao PDR**. International Society for Disease Surveillance 8th Annual Conference, Miami, FL. 2-4 December 2009.
154. Laurens MB, Ogutu B, Lemiale L, Kronmann KC, Rosendorf L, and Plowe CV. **Assessment of Field Sites for Clinical Trials of a New Malaria Vaccine in Africa**. American Society of Tropical Medicine and Hygiene 58<sup>th</sup> Annual Meeting (ASTMH), Washington, D.C. 18-22 November 2009.
155. Luse T and Nowak G. **Using Health Level 7 Laboratory Data and Medical Encounter Records to Enhance Current Estimation of Disease Burden for Gastrointestinal Illnesses**. 13<sup>th</sup> Annual Force Health Protection Conference, Phoenix, AZ. 10-13 August 2010.
156. Lutomiah J, Mutisya J, Yalwala S, Beti D, Lugalia R, Gachoya J, Richardson J, Clark J, Schnabel D, and Sang R. **Distribution and Diversity of Mosquito Vectors of Arboviruses in Selected Regions of Kenya as an Indicator of Arbovirus Disease Risk**. International Conference on Emerging Infectious Diseases, Atlanta (ICEID), GA. 11-14 July 2010.
157. MacIntosh VH, Owens AB, Canas LC, Maupin GM, and Guerrero AC. **DoD Global Laboratory-based Influenza Surveillance Program at the US Air Force School of Aerospace Medicine (USAFSAM): An Eleven Year Review of Influenza**. International Conference on Emerging Infectious Diseases (ICEID), Atlanta, GA. 11-14 July 2010.



158. Manoncourt S, Nzussouo T, Cornelius C, Plathonoff C, and Shuck-Lee D. **Building Influenza Surveillance Capacity in West Africa**. International Conference on Emerging Infectious Diseases (ICEID), Atlanta, GA. 11-14 July 2010.
159. Mansour A, Hafez A, Shaheen HI, El Alkamy S, Hassan K, Riddle M, Sanders JW, Armstrong A, Kandeel A, and El Sayed N. **Burden of Enterotoxigenic *Escherichia coli* (ETEC) diarrhea among children less than two years in rural Egyptian Community**. American Society of Tropical Medicine and Hygiene 58<sup>th</sup> Annual Meeting (ASTMH), Washington, D.C. 18-22 November 2009.
160. Mansour S, Refaat R, Pimental G, and Mohareb E. **The Usefulness of IgA ELISA in Serodiagnosis of Rift Valley Fever Infection**. International Conference on Emerging Infectious Diseases (ICEID), Atlanta, GA. 11-14 July 2010.
161. Maupin GM, Burwell KN, Carson EM, Guerrero AC, Macias EA, MacIntosh VH, and Sjoberg PA. **Comparison of Reporting Timeliness of Influenza Cases during a Pandemic: Air Force Reportable Events Surveillance System (AFRESS) versus the Lab-Based, Sentinel Site Influenza Surveillance System at the United States Air Force School of Aerospace Medicine**. International Conference on Emerging Infectious Diseases (ICEID), Atlanta, GA. 11-14 July 2010.
162. McCabe A, Nowak G, Chukwuma U, Balihe M, Sharkey J, and Moseley R. **Influenza Bacterial Coinfections**. 49<sup>th</sup> Navy and Marine Corps Public Health Conference, Hampton, VA. 19-25 March 2010.
163. McCabe A, Nowak G, and Chukwuma U. **Influenza Bacterial Coinfections**. International Conference on Emerging Infectious Diseases (ICEID), Atlanta, GA. 11-14 July 2010.
164. McCabe A and Nowak G. **Sexually Transmitted Disease Recurrence in the Department of Defense**. 14<sup>th</sup> International Congress on Infectious Diseases (ICID), Miami, FL. 9-12 March 2010.
165. McCabe A and Nowak G. **Recurrence of Chlamydia and Gonorrhea in Department of Defense Active Duty Populations**. 49<sup>th</sup> Navy and Marine Corps Public Health Conference, Hampton, VA. 19-25 March 2010.
166. Metzgar D. **Adenovirus Coinfections in Heavily Impacted Young Adult Populations Naval Vessels as Sentinel Sites for Infectious Surveillance**. XII International Symposium on Respiratory Viral Infections, Taipei, Taiwan. 11-14 March 2010.
167. Milner EE, Gardner SR, Bhonsle JB, Caridha DP, Carroll D, Gerena L, Gettayacamin M, Lanteri CA, Li Q, Luong T, McCalmont WF, Melendez V, Moon JK, Roncal NE, Sousa JC, Tangteung A, Zeng Q, Zhang J, Wipf P, Xie L, and Dow GS. **Next Generation Quinoline Methanols for Malaria Chemoprophylaxis and IPTX**. American Society of Tropical Medicine and Hygiene (ASTMH) 58<sup>th</sup> Annual Meeting, Washington, D.C. 18-22 November 2009.
168. Mohareb EW, Christova I, Trifuneva I, Tasseva E, Refaat R, Tjaden J. **Prevalence of Tick-Borne viruses among patients with UFI in Bulgaria**. American Society of Tropical Medicine and Hygiene 58<sup>th</sup> Annual Meeting (ASTMH), Washington, D.C. 18-22 November 2009.
169. Morcos M, Ahmed SF, Klena JD, Dueger E, Wasfy M, House B, Rockabrand D, Gerner-Smidt P, El Busaidy S, and Pimentel G. **Implementation of PulseNet in the Middle East: A Collaborative Effort to Promote Food Safety in the Region**. International Society of Chemotherapy (ISC) International Conference on Emerging Zoonotic Diseases, Cairo, Egypt. 14-17 October 2009.
170. Morcos MM, Pimentel G, Wasfy MO, Hashem AG, Klena JD and Dueger E. **Molecular Characterization of Invasive *Streptococcus pneumoniae* from Egypt by Multi Locus Sequence Typing (MLST) and Erythromycin Resistance Genes**. International Conference on Emerging Infectious Diseases (ICEID), Atlanta, GA. 11-14 July 2010.
171. Mourad L, Nicklasson M, Siam R, Pimentel G, El Busaidy S. **Molecular Characterization of Extended-Spectrum- $\beta$ -lactamases producing *Klebsiella pneumoniae* and *Escherichia coli* among hospitalized patients in Oman**. International Conference on Emerging Infectious Diseases (ICEID), Atlanta, GA. 11-14 July 2010.
172. Myers C. **Evaluation of Influenza Diagnostics**. 13<sup>th</sup> Annual Force Health Protection Conference, Phoenix, AZ. 10-13 August 2010.
173. Nakhla I, El Mohammady H, Mansour A, Klena J, Pastoor R, Abdoel T, and Smits H. **Validation of Dri-Dot Latex Agglutination and IgM Lateral Flow Assays for the Diagnosis of Typhoid Fever in an Egyptian Population**. International Society of Chemotherapy (ISC) International Conference on Emerging Zoonotic Diseases, Cairo, Egypt. 14-17 October 2009.
174. Neesanant P, Sethabutr O, Silapong S, Nakjarung K, Singhsilarak T, Bodhidatta L, et al. **Use of One Step Real Time RT-PCR in the Detection of Norovirus (NOV) Infections in Thailand**. American Society for Microbiology 109<sup>th</sup> General Meeting, Philadelphia, PA. 17-21 May 2009.
175. Nowak G and Sharkey J. **Utilization of Existing Military Health System (MHS) Data Sources to Identify Reportable Disease and Enhance Medical Event Reporting**. 13<sup>th</sup> Annual Force Health Protection Conference, Phoenix, AZ. 10-13 August 2010.
176. Ogden C and Chukwuma U. **Surveillance for *Clostridium difficile*-Associated Disease Among Department of Defense Beneficiaries**. 49<sup>th</sup> Navy and Marine Corps Public Health Conference, Hampton, VA. 19-25 March 2010.
177. Ogden C and Chukwuma U. **Surveillance for *Clostridium difficile*-Associated Disease Among Department of Defense Beneficiaries**. 13<sup>th</sup> Annual Force Health Protection Conference, Phoenix, AZ. 10-13 August 2010.
178. Ogden C and Chukwuma U. **Burden and Clinical Characteristics of Nosocomial Methicillin-Resistant *Staphylococcus aureus* (MRSA) Skin and Soft Tissue Infections (SSTIs) Among Department of Defense (DoD) Beneficiaries**. 49<sup>th</sup> Navy and Marine Corps Public Health Conference, Hampton, VA. 19-25 March 2010.
179. Owens AB, MacIntosh VH, Canas LC, Maupin GM, Guerrero AC, Hawksworth A and Faix D. **Surveillance of Non-influenza Viral Respiratory Illness in the DoD Global Laboratory-based Influenza Surveillance Program at the US Air Force School of Aerospace Medicine (USAFSAM): An Eleven Year Review**. International Conference on Emerging Infectious Diseases (ICEID), Atlanta, GA. 11-14 July 2010.
180. Phonekeo D, Larasati RP, Farid J., Manivone, Suryadi A., Vongphrachanh P., Tobias, S.W. **Influenza-Like Illness (ILI) Case Monitoring Using the Early Warning Recognition System (EWORS) in Lao, PDR: The Early Recognition of a 2009 Novel H1N1 Outbreak**. International Society for Disease Surveillance 8th Annual Conference, Miami, FL. 2-4 December 2009.
181. Peters L, Talaat M, Olsen S, Pimentel G, Dueger E, Van Beneden C, and Fry A. **Sensitivity of Various Case Definitions in Identifying Influenza Cases in Acute Respiratory Infection (ARI) Surveillance in the EMRO Region**. International Conference on Emerging Infectious Diseases (ICEID), Atlanta, GA. 11-14 July 2010.



182. Poku A, Wojcik S, Lewis S, and Blazes D. **Mitigating Data Collection Challenges with Adaptive Frameworks.** International Society for Disease Surveillance Conference (ISDS) Abstract Submission, September 2010.
183. Potter RN, Cantrell JA, Oetjen-Gerdes LA, Mallak CT, and Gaydos JC. **Deaths Attributable to *Streptococcus pneumoniae* Disease in US Active Duty Military Members, 1998-2009.** International Conference on Emerging Infectious Diseases (ICEID), Atlanta, GA. 11-14 July 2010.
184. Puplampu N, Odoom SC, Tagoe JC, Koram K, Wilson MD, Racznik G, Kronmann KC, Nyarko E, Agbenohevi P, Abdel Fadeel M, Pimentel G, Koram K. **IgM Antibodies Against Q Fever in Acute Febrile Patients in Accra, Ghana.** American Society of Tropical Medicine and Hygiene 58<sup>th</sup> Annual Meeting (ASTMH), Washington, D.C. 18-22 November 2009.
185. Rasameesoraj M, Tangthongchaiwiriya K, Saunders D, Fukuda M, Noedl H, Ringwald P, and Teja-Isavadharm P. **Techniques for In Vitro Drug Sensitivity Testing of Piperaquine, Pyronaridine, Lumifantrine.** American Society of Tropical Medicine and Hygiene (ASTMH) 58<sup>th</sup> Annual Meeting, Washington, D.C. 18-22 November 2009.
186. Rasameesoraj M, Tangthongchaiwiriya K, Saunders D, Fukuda M, Noedl H, Ringwald P, and Teja-Isavadharm P. **Validation of Plate Coating and Storage Techniques for In Vitro Drug Sensitivity Testing of Piperaquine, Pyronaridine, and Lumifantrine.** American Society of Tropical Medicine and Hygiene (ASTMH) 58<sup>th</sup> Annual Meeting, Washington, D.C. 18-22 November 2009.
187. Rueda LM, Brown T, Kim HC, Klein TA, Foley D, Anyamba A, Smith M, Pike J and Wilkerson RC. **Habitats, Seasonal Occurrence and Distribution Models of Anopheles Mosquito Vectors and Related Species (Culicidae, Diptera) from South Korea.** 5<sup>th</sup> International SOVE Congress, Belek, Antalya, Turkey. 11-16 October 2009.
188. Rueda LM, Li C, Kim HC, Klein TA, Foley DH, and Wilkerson RC. **Malaria Vector Studies in Korea: Parasite Rates of Vector Species.** 76<sup>th</sup> Annual Meeting of the American Mosquito Control Association (AMCA), Lexington, KY. 28 March – 1 April 2010.
189. Russell KL. **Global Emerging Infections Surveillance Network in the US Department of Defense.** XII International Symposium on Respiratory Viral Infections, Taipei, Taiwan. 13 March 2010.
190. Rutvisuttinunt W, Tyner SD, Yingyern K, Chaichana P, Fukuda M, and Schaecher KE. **Plasmodium falciparum W2 as a Standard Laboratory Clone for HRP2 (histidine-rich protein 2) –ELISA Based Drug Sensitivity Assay.** American Society of Tropical Medicine and Hygiene (ASTMH) 58<sup>th</sup> Annual Meeting, Washington, D.C. 18-22 November 2009.
191. Saleh M, Talaat N, Zayed A, Chisholm K, Dueger E, and Villinski JT. **Monitoring for Crimean-Congo Hemorrhagic Fever in Ectoparasites Collected from Imported and Domestic Livestock in Egypt.** International Conference on Emerging Infectious Diseases (ICEID), Atlanta, GA. 11-14 July 2010.
192. Sang R. **Emerging Infectious Disease Laboratories in Africa: The Challenges of Meeting the Standards.** 1<sup>st</sup> African Biological Safety Association, Biological Safety Pre-Conference Courses and Conference, Nairobi, Kenya. 8-12 March 2010.
193. Sang R, Lutomiah J, Ochieng C, Koka H, Makio E, Chepkorir E, Mutisya J, Musila L, Clark J, Richardson J, Miller BR, and Schnabel D. **Surveillance Reveals Circulation of Crimean Congo Hemorrhagic Fever Virus Among *Hyalomma* Tick Species in Northern Kenya.** International Conference on Emerging Infectious Diseases (ICEID), Atlanta, GA. 11-14 July 2010.
194. Sanow AD, Sinclair LE, Connors BC, Garner JL, Gibbons TF, and Lopez CC. **USAFSAM'S Response to the Emergence of 2009 Pandemic H1N1.** International Conference on Emerging Infectious Diseases (ICEID), Atlanta, GA. 11-14 July 2010.
195. Saunders D, Khemawoot P, Rasameesoraj M, Melendez V, Imerbsin R, Ohrt C, Fracisco S, Teja-Isavadharm P. **Absolute Bioavailability of cis-mirincomycin and trans-mirincomycin in Healthy Rhesus Monkeys, and Ex-Vivo Antimalarial Activity Against *plasmodium falciparum*.** American Society of Tropical Medicine and Hygiene (ASTMH) 58<sup>th</sup> Annual Meeting, Washington, D.C. 18-22 November 2009.
196. Saunders D, Deye G, Bennett K, and Ohrt C. **Development of a Network of Investigators to Study Antimalarial Prophylaxis in the Asia-Pacific Region.** American Society of Tropical Medicine and Hygiene (ASTMH) 58<sup>th</sup> Annual Meeting, Washington, D.C. 18-22 November 2009.
197. Saunders D, Li Q, Carlson M, Xie L, Zheng Q, Zhang J, Melendez J, Tally J, Jiang S, Weina P, Magill A, and Grogi M. **Antileishmanial Activity of Selected FDA Approved Drugs in a Murine Cutaneous Leishmaniasis Model.** American Society of Tropical Medicine and Hygiene (ASTMH) 58<sup>th</sup> Annual Meeting, Washington, D.C. 18-22 November 2009.
198. Saunders D, Lon C, Buathong N, Sithy N, Se Y, Timmermans A, Lin J, Fukuda M, Socheat D, and Bethell D. **Severe Malaria in Battambang Referral Hospital, Cambodia from 2006 to 2008.** American Society of Tropical Medicine and Hygiene (ASTMH) 58<sup>th</sup> Annual Meeting, Washington, D.C. 18-22 November 2009.
199. Schnabel D, Bulimo W, Achilla R, Gibbons T, and Gordon S. **Antigenic and Phylogenetic Analysis of Influenza Viruses in Kenya from 2006-2008 within the Context of Regional and Global Influenza Drift.** American Society of Tropical Medicine and Hygiene 58<sup>th</sup> Annual Meeting (ASTMH), Washington, D.C. 18-22 November 2009.
200. Se Y, Lon C, Socheat D, Bethell D, Sriwichai S, Saunders D, Tyner S, Darapiseth S, Khemawoot P, Lin J, Poeu S, Sarim S, Timmermans A, Rutvisuttinunt W, Teja-Isavadharm P, Schaecher K, Smith B, and Fukuda M. **Effects of Increasing Artesunate Dose in Seven-Day Monotherapy Regimens on Treatment Response in Cambodian Patients with Uncomplicated *falciparum* malaria.** American Society of Tropical Medicine and Hygiene (ASTMH) 58<sup>th</sup> Annual Meeting, Washington, D.C. 18-22 November 2009.
201. Sebeny P, Nakhla I, Bruton J, Moustafa M, Cline J, Hawk D, Pimentel G, Young S. **Hotel Clinic-Based Diarrhea and Respiratory Disease Surveillance in US Service Members Participating in Operation Bright Star in Egypt, 2009.** International Conference on Emerging Infectious Diseases (ICEID), Atlanta, GA. 11-14 July 2010.
202. Sebeny P, Nakhla I, Bruton J, Moustafa M, Cline J, Hawk D, Pimentel G, and Young S. **Clinic-Based Diarrheal and Respiratory Disease Surveillance in US Service Members Participating in Operation Bright Star in Egypt, 2009.** International Conference on Emerging Infectious Diseases (ICEID), Atlanta, GA. 11-14 July 2010.
203. Serichantalergs O, Pootong P, Dalsgaard A, Bodhidatta L, Guerry P, Tribble DR, et al. **Relationships of PFGE, Serotype, and Multiple Antimicrobial Resistance Among Human *Campylobacter* Jejuni Isolated from Adult Travelers' Diarrhea in Thailand.** American Society for Microbiology 110<sup>th</sup> General Meeting, San Diego, CA. 23-27 May 2010.
204. Shanks GD, MacKenzie A, Waller M, and Brundage JF. **Pandemic Influenza 1918-19 in Naval Units: Mortality Largely Determined by Previous Respiratory Infections.** International Conference on Emerging Infectious Diseases (ICEID), Atlanta, GA. 11-14 July 2010.



205. Shannon K. and Nowak G. **Trends in Influenza-Like Illness in Military Emergency Departments, 29 Mar-30 Nov 2009.** 49<sup>th</sup> Navy and Marine Corps Public Health Conference, Hampton, VA.19-25 March 2010.
206. Sharkey J, McCabe A and Nowak G. **2009-2010 Seasonal Influenza Report: Laboratory and Pharmacy Results for DoD Beneficiaries.** 49<sup>th</sup> Navy and Marine Corps Public Health Conference, Hampton, VA.19-25 March 2010.
207. Shrestha SK, Pavlin JA, Myint KS, Shrestha BK, Gibbons RV, Shrestha B, Hussem K, Rayamajhi BB, Jarman RG. **Sentinel Human Surveillance for Influenza at Health Care Facilities in Kathmandu.** American Society of Tropical Medicine and Hygiene (ASTMH) 58<sup>th</sup> Annual Meeting, Washington, D.C. 18-22 November 2009.
208. Sjoberg PA, Nishikawa BR, Escobar JD, and Macias EA. **Assessment of Hepatitis A Seroprevalence in 2009 Air Force Enlisted Accession.** International Conference on Emerging Infectious Diseases (ICEID), Atlanta, GA. 11-14 July 2010.
209. Soliman A, Azab A, Mohareb EW, Saad MD, Tjaden J, Shuck-Lee D, Earhart K, Yingst SL. **Further Evaluation of RVF MP12 Live-Attenuated Vaccine in Cattle and Sheep in Egypt.** American Society of Tropical Medicine and Hygiene 58<sup>th</sup> Annual Meeting (ASTMH), Washington, D.C. 18-22 November 2009.
210. Soto G, Sanchez JL, Johns M, and Blazes D. **Systematic Public Health Evaluation of the US Military Sponsored Global Influenza Surveillance System, 2007-2008.** International Conference on Emerging Infectious Diseases (ICEID), Atlanta, GA. 11-14 July 2010.
211. Srijan A, Pulsrikarn C, Bodhidatta L, Poramathikul K, Suksasiri S, Puripanyakom P, et al. **Distribution and Antimicrobial Resistance of Non-Typhoidal Salmonella Isolated from Children's Stools in Bangkok, Thailand.** American Society for Microbiology 110<sup>th</sup> General Meeting, San Diego, CA. 23-27 May 2010.
212. Srijan A, Ruksasiri S, Poramathikul K, Puripanyakom P, Champathai T, Oransathid W, Mason CJ, and Bodhidatta L. **Comparison of the Recovery of Non-Typhoidal Salmonella Species from Human Stool Samples as Evaluated by the Use of MSRV Medium, Enrichment Broth, and Incubation Times Approach.** American Society for Microbiology 110<sup>th</sup> General Meeting, San Diego, CA. 23-27 May 2010.
213. Srijan A, Pulsrikarn C, Bodhidatta L, Poramathikul K, Ruksasiri S, Puripanyakom P, Champathai T, Oransathid W, Mason CJ, and Vithayasai N. **Serovars Distribution and Antimicrobial Resistance of Non-Typhoidal Salmonella Isolated from Children Stools in Bangkok, Thailand.** American Society for Microbiology 110<sup>th</sup> General Meeting, San Diego, CA. 23-27 May 2010.
214. Sungjin K, Kang J-G, Kim HC, Klein TA, and Chae JS. **Climatic Change and Tick-, Flea-, and Mite-Borne Diseases in Korea.** Climatic Change Forum, Yonsei University, Seoul, Korea. 1 December 2009.
215. Talaat M, Saied T, Homer M, Ahmad E, Fayez A, Magdy R, Husein M, and Hafez S. **Device-Associated Infection Rates in Intensive Care Units in Alexandria University Hospitals in Egypt.** International Conference on Emerging Infectious Diseases (ICEID), Atlanta, GA. 11-14 July 2010.
216. Talaat M, Saied T, Hasan E, Elnawasany M, El Shobary W, and Hafez S. **Surveillance of Surgical Site Infections at Alexandria University Hospitals: A Prospective Cohort Study.** International Conference on Emerging Infectious Diseases (ICEID), Atlanta, GA. 11-14 July 2010.
217. Tyner S. **Malaria: Growing Concerns with Artemisinin Resistance in Southeast Asia.** Multilateral Emerging Infectious Disease Conference, Bangkok, Thailand. 04 August 2010.
218. Tyner S, Rutvisuttinunt W, Yingyuen K, Chaichana P, Sundrakes S, Saingam P, Se Y, Bethell D, Sriwichai S, Lon C, Khemawoot P, Saunders D, Darapiseth S, Poou S, Lin J, Schaecher K, Teja-Isavadharm P, Smith B, Sochea D. **In Vitro Drug Sensitivity-Pharmacodynamic Correlates in a Clinical Trial of Varying Doses of Artesunate in Cambodian Adult Patients with Uncomplicated *plasmodium falciparum* Malaria.** American Society of Tropical Medicine and Hygiene (ASTMH) 58<sup>th</sup> Annual Meeting, Washington, D.C. 18-22 November 2009.
219. Villinski JT, et al. **Investigations of Sand Flies and Their Role as Vectors of Disease: A Review of Research Conducted by the U.S. Naval Medical Research Unit No. 3, Cairo, Egypt.** International Society of Chemotherapy (ISC) International Conference on Emerging Zoonotic Diseases, Cairo, Egypt. 14-17 October 2009.
220. Yasuda CY, Kasper MR, Touch S, Sovann L, Wierzbza TF. **Pandemic H1N1 has Become the Predominant Influenza Subtype in Cambodia.** XII International Symposium on Respiratory Viral Infections, Chinese Taipei. 11-14 March 2010.
221. Zayed ABE, Szumlas DE, Hanafi HA, Hoel DF, Furman BD, Obenauer PJ, Mahmoud HM, Abolwafa RM. **Insecticide Susceptibility of *Phlebotomus papatasi* and *Phlebotomus sergenti* (Diptera: Psychodidae) from Two Geographical Regions of Egypt Using CDC Bottle and Microplate Assays.** International Conference on Emerging Infectious Diseases (ICEID), Atlanta, GA. 11-14 July 2010.
222. Zimmerman T. **Performance of a Rapid Point-of-Care Avian Influenza Diagnostic Test.** 13<sup>th</sup> Annual Force Health Protection Conference, Phoenix, AZ. 10-13 August 2010.

