

Deployment Health Assessments

U.S. Armed Forces

April 2011

(Data through March 2011)

Armed Forces Health Surveillance Center

Update: Deployment Health Assessments, U.S. Armed Forces, April 2011

Since January 2003, peaks and troughs in the numbers of pre- and post-deployment health assessment forms transmitted to the Armed Forces Health Surveillance Center generally corresponded to times of departure and return of large numbers of deployers. Between April 2006 and March 2011, the number of post-deployment reassessment (PDHRA) forms per month ranged from 15,600 to 46,900 (Table 1, Figure 1).

During the past 12 months, the proportions of returned deployers who rated their health as “fair” or “poor” were 8-10% on post-deployment health assessment questionnaires and 11-13% on PDHRA questionnaires (Figure 2).

In general, on post-deployment assessments and reassessments, deployers in the Army and in reserve components were more likely than their respective counterparts to report health and exposure-related concerns (Table 2, Figure 3). Both active and reserve component members were more likely to report exposure concerns three to six months after, compared to the time of return from deployment (Figure 3).

At the time of return from deployment, soldiers serving in the active component were the most likely of all deployers to receive mental health referrals; however, three to six months after returning, Army reservists were as likely as active component soldiers to receive mental health referrals (Table 2).

Finally, during the past three years, reserve component members have been more likely than active component service members to report “exposure concerns” on postdeployment assessments and reassessments (Figure 3).

Table 1. Deployment-related health assessment forms, by month, U.S. Armed Forces, April 2010-March 2011

	Pre-deployment assessment DD2795		Post-deployment assessment DD2796		Post-deployment reassessment DD2900	
	No.	%	No.	%	No.	%
Total	385,459	100	398,547	100	320,215	100
2010						
April	32,538	8.4	33,838	8.5	25,347	7.9
May	38,507	10.0	35,569	8.9	23,185	7.2
June	31,322	8.1	46,031	11.5	25,399	7.9
July	30,498	7.9	48,336	12.1	23,598	7.4
August	38,269	9.9	38,958	9.8	31,849	9.9
September	33,241	8.6	28,764	7.2	28,358	8.9
October	27,510	7.1	27,872	7.0	27,051	8.4
November	24,006	6.2	29,722	7.5	30,111	9.4
December	31,806	8.3	30,499	7.7	24,689	7.7
2011						
January	41,222	10.7	24,703	6.2	28,105	8.8
February	27,313	7.1	25,028	6.3	25,615	8.0
March	29,227	7.6	29,227	7.3	26,908	8.4

Figure 2. Proportion of deployment health assessment forms with self-assessed health status as “fair” or “poor”, U.S. Armed Forces, April 2010-March 2011

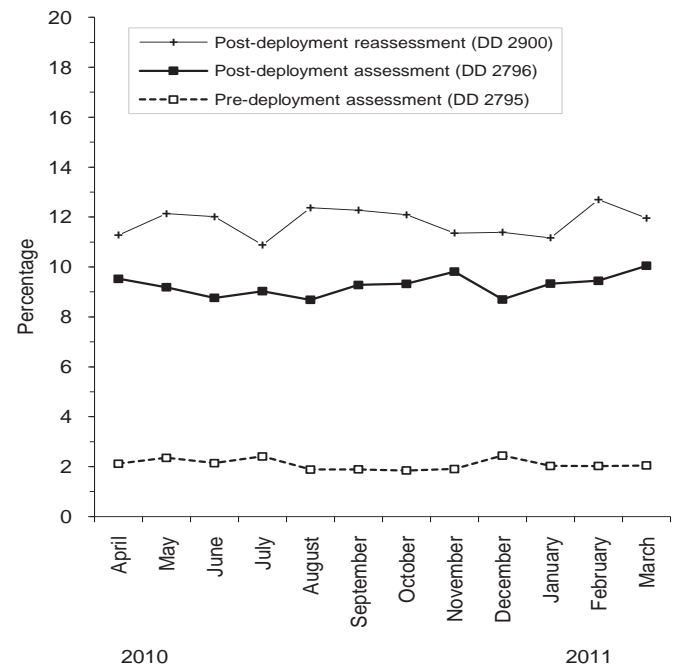
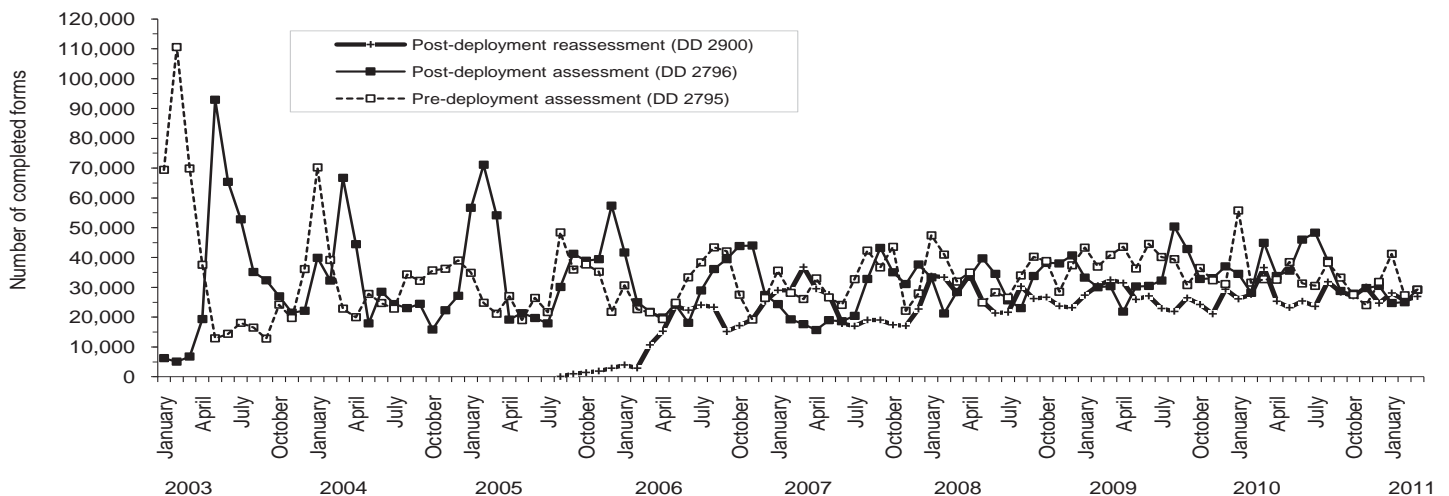


Figure 1. Total deployment health assessment and reassessment forms, by month, U.S. Armed Forces, January 2003-March 2011



Data Source: Defense Medical Surveillance System

Table 2. Percentage of service members who endorsed selected questions/received referrals on health assessment forms, U.S. Armed Forces, April 2010-March 2011

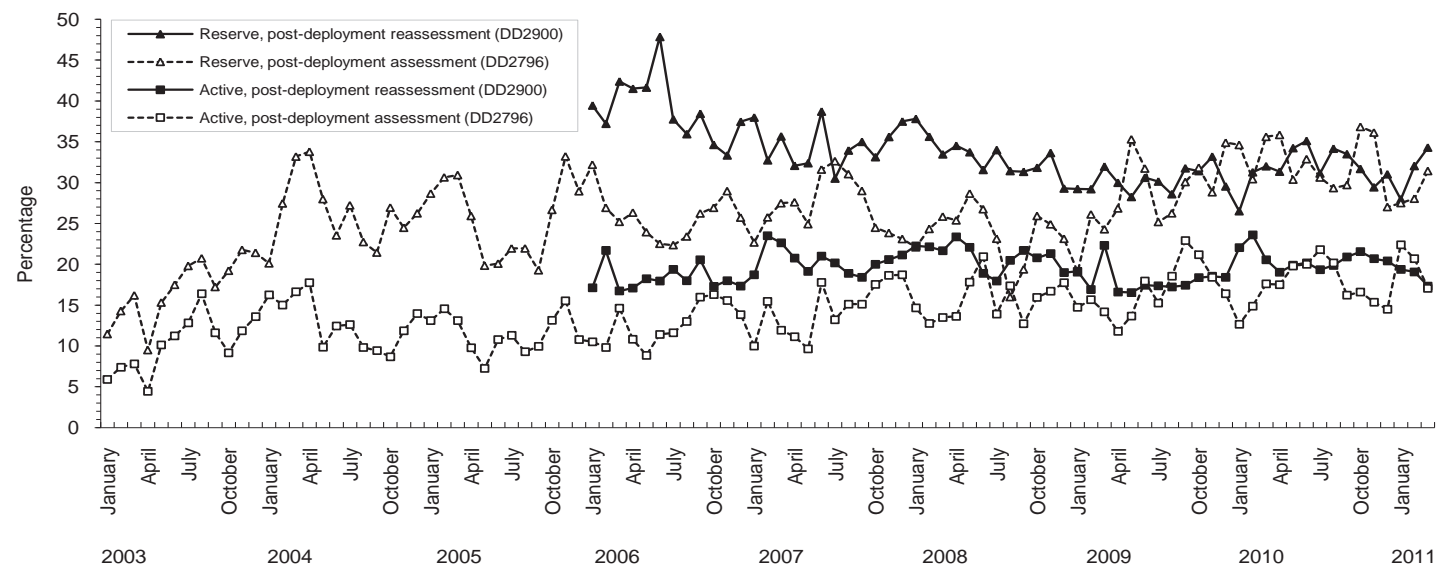
Active component	Army			Navy			Air Force			Marine Corps			All service members		
	Pre-deploy DD2795	Post-deploy DD2796	Reassess DD2900	Pre-deploy DD2795	Post-deploy DD2796	Reassess DD2900	Pre-deploy DD2795	Post-deploy DD2796	Reassess DD2900	Pre-deploy DD2795	Post-deploy DD2796	Reassess DD2900	Pre-deploy DD2795	Post-deploy DD2796	Reassess DD2900
	n=	n=	n=	n=	n=	n=	n=	n=	n=	n=	n=	n=	n=	n=	n=
	143,500	133,533	130,033	15,416	16,124	14,742	59,509	53,034	51,146	31,131	32,204	30,780	249,556	234,895	226,701
	%	%	%	%	%	%	%	%	%	%	%	%	%	%	%
General health "fair" or "poor"	3.5	10.0	13.6	1.1	4.6	6.0	0.5	3.4	4.1	1.5	8.5	10.5	2.4	7.9	10.4
Health concerns, not wound or injury	10.9	26.5	25.0	3.0	12.5	15.1	1.7	5.6	11.2	2.2	13.2	20.0	7.0	19.0	20.4
Health worse now than before deployed	na	22.1	23.0	na	11.9	13.8	na	8.4	8.8	na	19.4	21.0	na	18.0	18.8
Exposure concerns	na	21.5	20.0	na	20.1	22.6	na	10.2	14.3	na	19.5	26.8	na	18.6	19.9
PTSD symptoms (2 or more)	na	9.8	11.4	na	6.1	8.5	na	2.5	2.9	na	9.4	11.4	na	7.9	9.2
Depression symptoms (any)	na	30.6	31.9	na	22.8	25.7	na	13.3	13.7	na	27.6	32.3	na	25.8	27.3
Referral indicated by provider (any)	5.0	35.6	30.9	3.3	21.7	18.4	2.0	13.2	7.3	2.0	24.9	30.8	3.7	28.1	24.6
Mental health referral indicated ^a	1.4	8.4	17.8	0.5	3.2	6.4	0.5	1.5	2.4	0.2	2.6	6.5	1.0	5.7	11.8
Medical visit following referral ^b	99.1	99.7	98.6	92.3	91.9	92.6	85.3	96.5	98.5	68.8	81.6	92.9	94.9	97.1	97.0

Reserve component	Army			Navy			Air Force			Marine Corps			All service members		
	Pre-deploy DD2795	Post-deploy DD2796	Reassess DD2900	Pre-deploy DD2795	Post-deploy DD2796	Reassess DD2900	Pre-deploy DD2795	Post-deploy DD2796	Reassess DD2900	Pre-deploy DD2795	Post-deploy DD2796	Reassess DD2900	Pre-deploy DD2795	Post-deploy DD2796	Reassess DD2900
	n=	n=	n=	n=	n=	n=	n=	n=	n=	n=	n=	n=	n=	n=	n=
	55,543	70,636	68,230	4,788	4,807	5,324	15,557	14,216	15,288	2,264	1,814	5,919	78,152	91,473	94,761
	%	%	%	%	%	%	%	%	%	%	%	%	%	%	%
General health "fair" or "poor"	0.9	12.0	16.9	0.4	9.9	10.5	0.3	5.4	5.4	1.1	11.1	9.0	0.8	10.8	14.1
Health concerns, not wound or injury	17.4	36.7	43.4	2.0	32.5	32.1	0.6	9.5	16.0	2.1	34.5	35.4	12.7	31.9	37.6
Health worse now than before deployed	na	26.6	32.0	na	23.0	21.3	na	14.0	11.5	na	33.4	24.7	na	24.5	27.5
Exposure concerns	na	32.7	34.8	na	47.9	37.1	na	16.9	20.9	na	27.1	30.6	na	30.8	32.4
PTSD symptoms (2 or more)	na	10.0	19.1	na	6.8	12.9	na	3.2	3.5	na	12.8	14.9	na	8.8	15.9
Depression symptoms (any)	na	30.2	34.0	na	27.4	25.6	na	15.9	14.2	na	39.2	25.7	na	27.9	29.7
Referral indicated by provider (any)	3.2	39.7	43.0	3.1	36.4	26.7	0.5	17.8	10.1	2.6	46.8	34.1	2.6	36.1	35.9
Mental health referral indicated ^a	0.3	5.1	17.0	0.2	3.2	8.7	0.1	1.1	2.2	0.2	4.7	12.2	0.3	4.4	13.8
Medical visit following referral ^b	87.6	98.5	41.4	95.8	98.2	48.1	71.4	69.4	47.8	63.6	61.8	44.0	87.2	94.7	42.2

^aIncludes behavioral health, combat stress and substance abuse referrals.

^bRecord of inpatient or outpatient visit within 6 months after referral.

Figure 3. Proportion of service members who endorsed exposure concerns on post-deployment health assessments, U.S. Armed Forces, January 2003-March 2011



Data Source: Defense Medical Surveillance System