

Deployment Health Assessments

U.S. Armed Forces

May 2011

(Data through April 2011)

Armed Forces Health Surveillance Center

Update: Deployment Health Assessments, U.S. Armed Forces, May 2011

Since January 2003, peaks and troughs in the numbers of pre- and post-deployment health assessment forms transmitted to the Armed Forces Health Surveillance Center generally corresponded to times of departure and return of large numbers of deployers. Between April 2006 and April 2011, the number of post-deployment reassessment (PDHRA) forms per month ranged from 15,600 to 46,900 (Table 1, Figure 1).

During the past 12 months, the proportions of returned deployers who rated their health as “fair” or “poor” were 8-10% on post-deployment health assessment questionnaires and 10-13% on PDHRA questionnaires (Figure 2).

In general, on post-deployment assessments and reassessments, deployers in the Army and in reserve components were more likely than their respective counterparts to report health and exposure-related concerns (Table 2, Figure 3). Both active and reserve component members were more likely to report exposure concerns three to six months after, compared to the time of return from deployment (Figure 3).

At the time of return from deployment, soldiers serving in the active component were the most likely of all deployers to receive mental health referrals; however, three to six months after returning, Army reservists were as likely as active component soldiers to receive mental health referrals (Table 2).

Finally, during the past three years, reserve component members have been more likely than active component service members to report “exposure concerns” on postdeployment assessments and reassessments (Figure 3).

Table 1. Deployment-related health assessment forms, by month, U.S. Armed Forces, May 2010-April 2011

	Pre-deployment assessment DD2795		Post-deployment assessment DD2796		Post-deployment reassessment DD2900	
	No.	%	No.	%	No.	%
Total	385,937	100	395,130	100	318,902	100
2010						
May	38,517	10.0	35,574	9.0	23,202	7.3
June	31,330	8.1	46,040	11.7	25,419	8.0
July	30,511	7.9	48,345	12.2	23,628	7.4
August	38,298	9.9	38,970	9.9	31,900	10.0
September	33,351	8.6	28,785	7.3	28,405	8.9
October	27,533	7.1	27,905	7.1	27,089	8.5
November	24,008	6.2	29,796	7.5	30,190	9.5
December	31,834	8.2	30,588	7.7	24,740	7.8
2011						
January	41,353	10.7	24,766	6.3	28,229	8.9
February	28,233	7.3	25,323	6.4	25,923	8.1
March	31,983	8.3	32,109	8.1	28,019	8.8
April	28,986	7.5	26,929	6.8	22,158	6.9

Figure 2. Proportion of deployment health assessment forms with self-assessed health status as “fair” or “poor”, U.S. Armed Forces, May 2010-April 2011

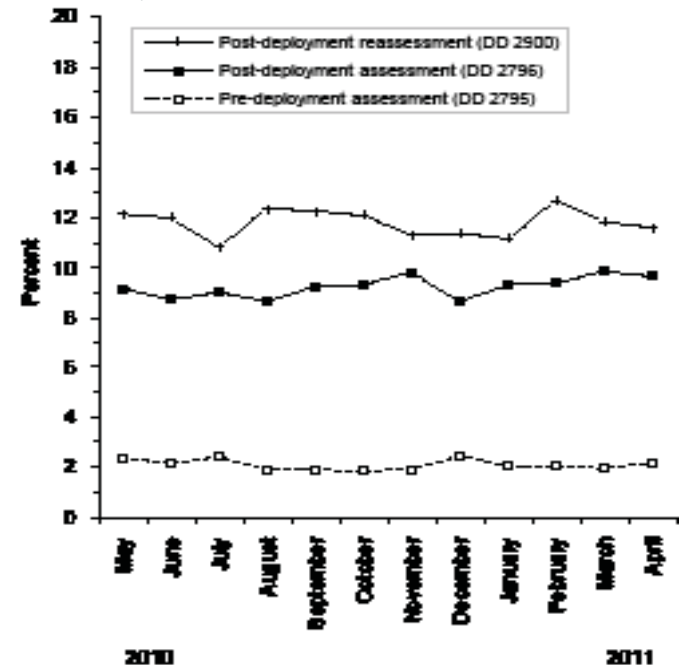
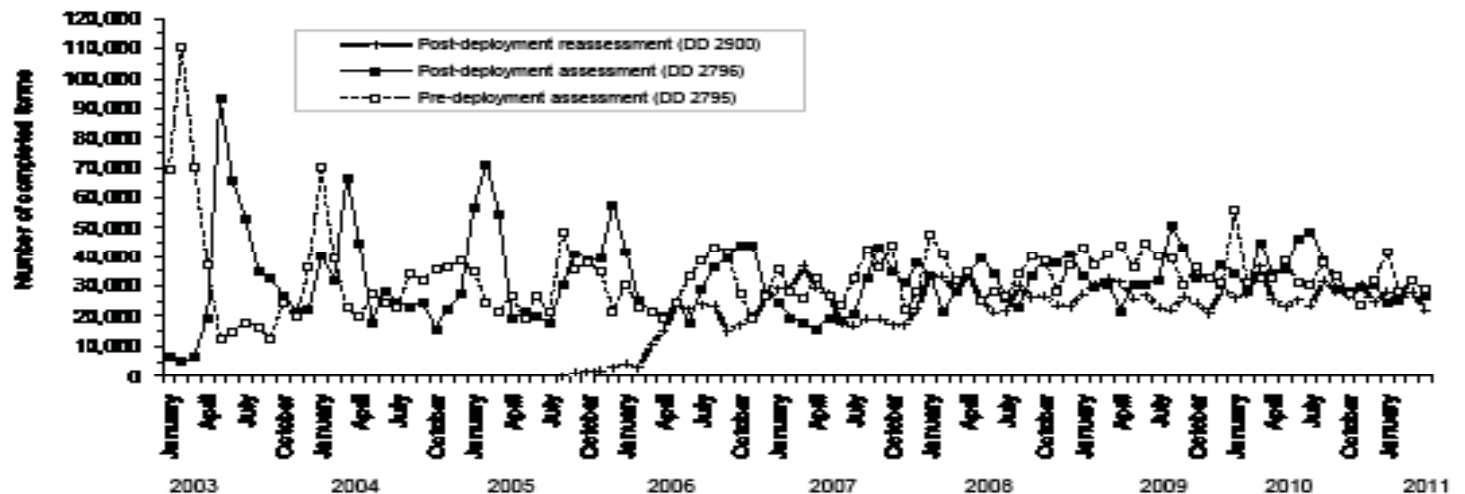


Figure 1. Total deployment health assessment and reassessment forms, by month, U.S. Armed Forces, January 2003-April 2011



Data Source: Defense Medical Surveillance System

Table 2. Percentage of service members who endorsed selected questions/received referrals on health assessment forms, U.S. Armed Forces, May 2010-April 2011

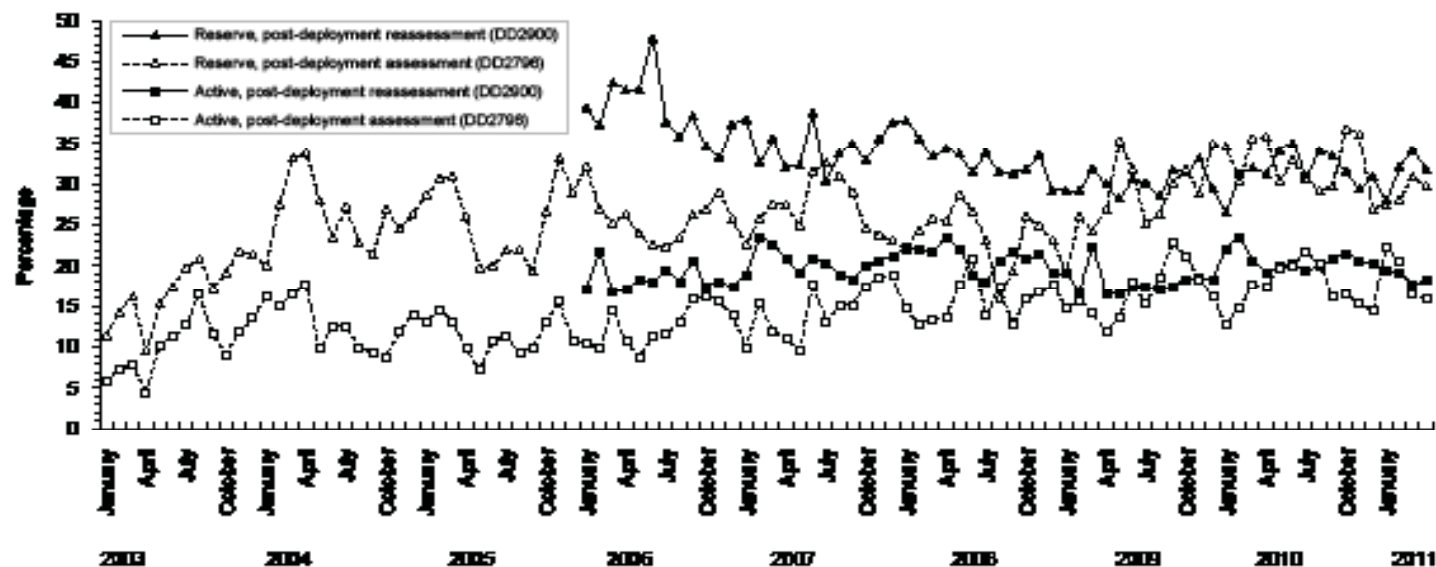
Active component	Army			Navy			Air Force			Marine Corps			All service members		
	Pre-deploy DD2795	Post-deploy DD2796	Reassess DD2900	Pre-deploy DD2795	Post-deploy DD2796	Reassess DD2900	Pre-deploy DD2795	Post-deploy DD2796	Reassess DD2900	Pre-deploy DD2795	Post-deploy DD2796	Reassess DD2900	Pre-deploy DD2795	Post-deploy DD2796	Reassess DD2900
	n=	n=	n=	n=	n=	n=	n=	n=	n=	n=	n=	n=	n=	n=	n=
	138,841	139,951	123,104	15,760	17,305	16,487	60,869	53,469	50,023	34,935	32,608	31,308	250,405	243,333	220,922
	%	%	%	%	%	%	%	%	%	%	%	%	%	%	%
General health "fair" or "poor"	3.5	10.1	13.5	1.1	4.5	6.1	0.5	3.3	4.1	1.5	8.4	10.6	2.3	8.0	10.4
Health concerns, not wound or injury	10.7	26.3	24.9	3.0	12.0	15.0	1.8	5.7	11.2	2.3	13.3	20.5	6.9	19.0	20.4
Health worse now than before deployed	na	22.3	22.8	na	11.4	13.9	na	8.5	8.8	na	19.3	21.4	na	18.1	18.8
Exposure concerns	na	20.9	19.7	na	19.9	22.6	na	10.6	14.3	na	19.2	27.8	na	18.4	19.8
PTSD symptoms (2 or more)	na	10.1	11.2	na	5.7	8.5	na	2.5	3.0	na	9.5	12.0	na	8.1	9.3
Depression symptoms (any)	na	30.8	31.6	na	22.6	25.8	na	13.2	13.8	na	27.2	32.9	na	25.9	27.3
Referral indicated by provider (any)	4.9	36.0	31.0	3.4	20.4	18.3	2.0	13.7	7.6	2.1	25.3	30.2	3.7	28.6	24.7
Mental health referral indicated ^a	1.5	8.3	17.9	0.5	3.0	6.5	0.5	1.5	2.4	0.2	2.8	7.0	1.0	5.7	12.0
Medical visit following referral ^b	98.9	99.6	98.3	92.6	90.7	92.2	84.4	95.9	97.4	73.7	75.5	90.0	94.9	96.1	96.4

Reserve component	Army			Navy			Air Force			Marine Corps			All service members		
	Pre-deploy DD2795	Post-deploy DD2796	Reassess DD2900	Pre-deploy DD2795	Post-deploy DD2796	Reassess DD2900	Pre-deploy DD2795	Post-deploy DD2796	Reassess DD2900	Pre-deploy DD2795	Post-deploy DD2796	Reassess DD2900	Pre-deploy DD2795	Post-deploy DD2796	Reassess DD2900
	n=	n=	n=	n=	n=	n=	n=	n=	n=	n=	n=	n=	n=	n=	n=
	57,112	61,679	68,365	4,724	4,832	5,527	15,048	13,377	16,101	2,446	2,401	4,198	79,330	82,289	94,191
	%	%	%	%	%	%	%	%	%	%	%	%	%	%	%
General health "fair" or "poor"	1.0	11.8	17.0	0.4	9.5	10.2	0.3	5.5	5.4	1.0	11.7	9.0	0.8	10.7	14.2
Health concerns, not wound or injury	16.2	36.7	43.5	1.9	31.9	31.6	0.7	9.1	16.2	2.4	36.9	35.3	12.0	32.0	37.8
Health worse now than before deployed	na	26.2	32.0	na	22.7	20.8	na	14.1	11.7	na	33.7	24.6	na	24.2	27.5
Exposure concerns	na	32.4	34.8	na	46.4	36.5	na	15.7	20.9	na	23.9	31.2	na	30.3	32.4
PTSD symptoms (2 or more)	na	9.7	19.4	na	6.7	12.5	na	3.2	3.6	na	12.5	15.8	na	8.5	16.1
Depression symptoms (any)	na	29.4	34.1	na	26.9	25.6	na	15.8	14.4	na	38.7	25.5	na	27.4	29.8
Referral indicated by provider (any)	3.2	40.6	44.0	2.3	36.5	26.7	0.6	18.1	10.4	2.7	48.1	33.4	2.6	36.9	36.8
Mental health referral indicated ^a	0.4	5.1	17.9	0.2	3.3	9.2	0.1	1.2	2.3	0.3	4.9	12.3	0.3	4.4	14.5
Medical visit following referral ^b	83.5	98.1	40.6	98.3	98.6	47.0	64.9	68.1	44.7	75.0	67.6	39.0	83.5	94.5	40.9

^aIncludes behavioral health, combat stress and substance abuse referrals.

^bRecord of inpatient or outpatient visit within 6 months after referral.

Figure 3. Proportion of service members who endorsed exposure concerns on post-deployment health assessments, U.S. Armed Forces, January 2003-April 2011



Data Source: Defense Medical Surveillance System