

Deployment Health Assessments

U.S. Armed Forces

October 2012

(Data through September 2012)

Armed Forces Health Surveillance Center

Update: Deployment Health Assessments, U.S. Armed Forces, October 2012

Since January 2003, peaks and troughs in the numbers of pre- and post-deployment health assessment forms transmitted to the Armed Forces Health Surveillance Center generally corresponded to times of departure and return of large numbers of deployers. Between April 2006 and August 2012, the number of post-deployment reassessment (PDHRA) forms per month ranged from 15,309 to 36,845 (Table 1, Figure 1).

During the past 12 months, the proportions of returned deployers who rated their health as “fair” or “poor” were 8-10 percent on post-deployment health assessment questionnaires and 10-13 percent on PDHRA questionnaires (Figure 2).

In general, on post-deployment assessments and reassessments, deployers in reserve components were more likely than their respective counterparts to report health and exposure-related concerns (Table 2, Figure 3). In general, active and reserve component members were more likely to report exposure concerns three to six months after, compared to the time of return from deployment (Table 2).

At the time of return from deployment, soldiers serving in the active component of the Army were the most likely of all deployers to receive mental health referrals; three to six months after returning, reservists in all services were more likely than their active component counterparts to receive mental health referrals (Table 2).

Finally, during the past three years, reserve component members have been more likely than active component service members to report “exposure concerns” on post-deployment assessments and reassessments (Figure 3).

Table 1. Deployment-related health assessment forms, by month, U.S. Armed Forces, October 2011-September 2012

	Pre-deployment assessment DD2795		Post-deployment assessment DD2796		Post-deployment reassessment DD2900	
	No.	%	No.	%	No.	%
Total	332,107	100	347,304	100	297,033	100
2011						
October	30,308	9.1	35,505	10.2	27,578	9.3
November	25,713	7.7	38,255	11.0	23,255	7.8
December	21,963	6.6	41,337	11.9	21,650	7.3
2012						
January	32,173	9.7	28,106	8.1	27,591	9.3
February	31,330	9.4	20,242	5.8	26,403	8.9
March	29,119	8.8	30,103	8.7	31,757	10.7
April	28,088	8.5	27,549	7.9	33,693	11.3
May	27,998	8.4	28,544	8.2	25,876	8.7
June	21,341	6.4	25,587	7.4	20,318	6.8
July	26,174	7.9	24,409	7.0	17,811	6.0
August	30,832	9.3	24,781	7.1	21,657	7.3
September	27,068	8.2	22,886	6.6	19,444	6.5

Figure 2. Proportion of deployment health assessment forms with self-assessed health status as “fair” or “poor,” U.S. Armed Forces, October 2011-September 2012

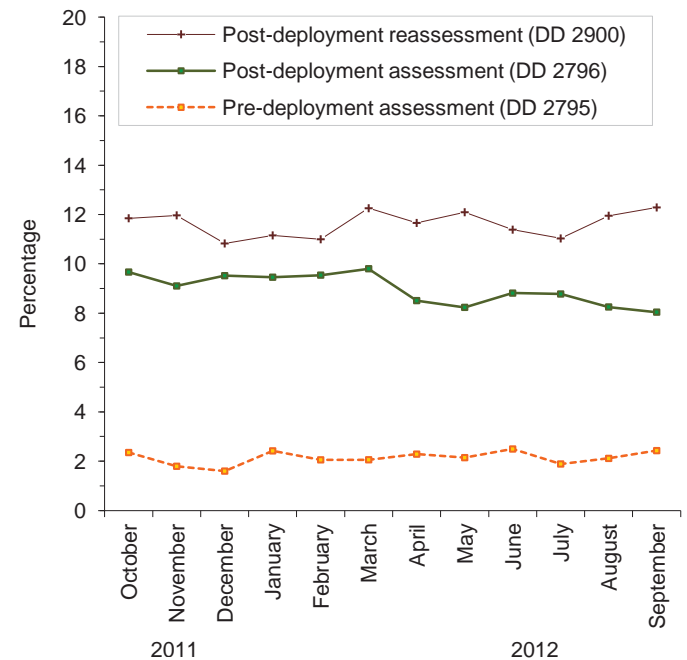
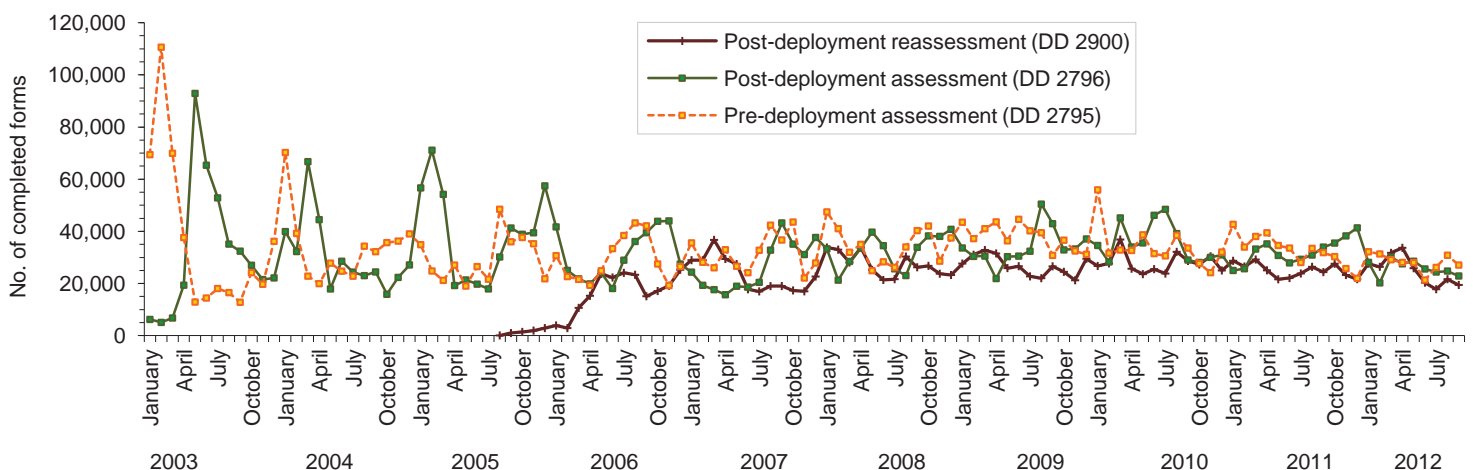


Figure 1. Total deployment health assessment and reassessment forms, by month, U.S. Armed Forces, January 2003-September 2012



Data Source: Defense Medical Surveillance System

Table 2. Percentage of service members who endorsed selected questions/received referrals on health assessment forms, U.S. Armed Forces, October 2011-September 2012

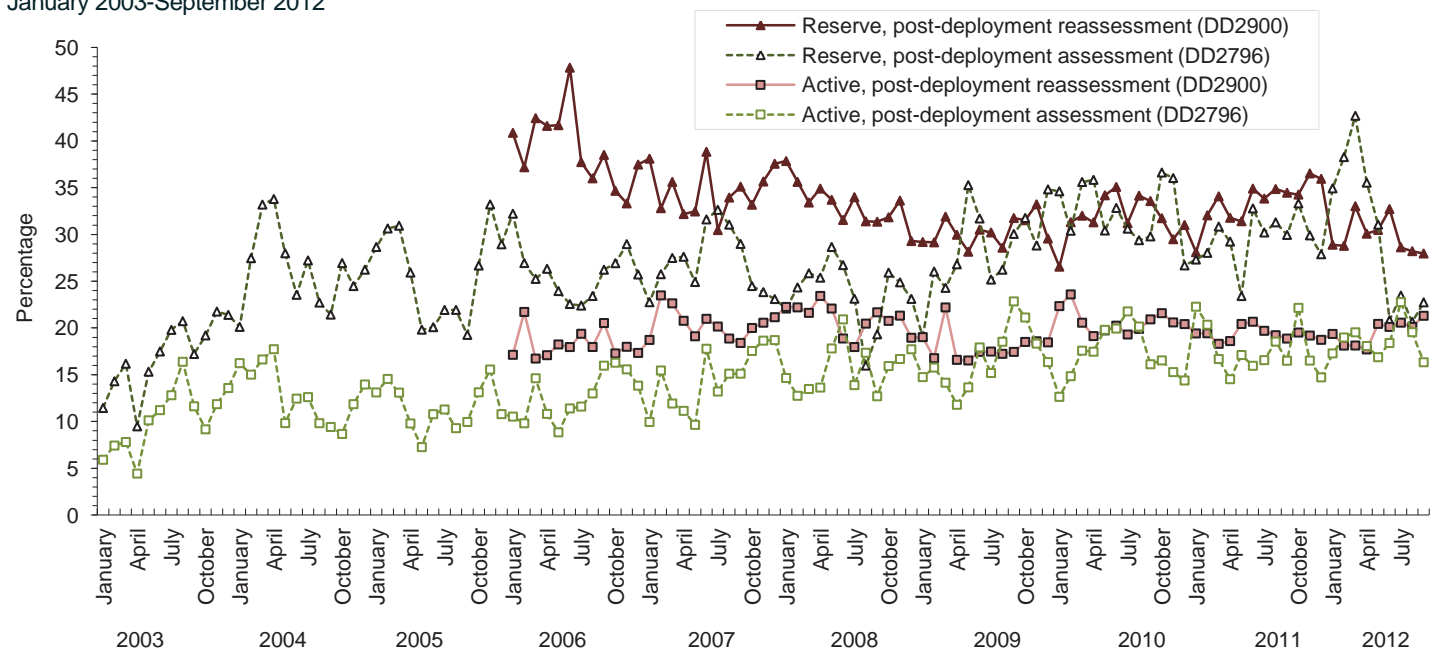
	Army			Navy			Air Force			Marine Corps			All service members		
	Pre-deploy DD2795	Post-deploy DD2796	Reassessmt DD2900	Pre-deploy DD2795	Post-deploy DD2796	Reassessmt DD2900	Pre-deploy DD2795	Post-deploy DD2796	Reassessmt DD2900	Pre-deploy DD2795	Post-deploy DD2796	Reassessmt DD2900	Pre-deploy DD2795	Post-deploy DD2796	Reassessmt DD2900
Active component	n=124,975 %	n=117,877 %	n=122,231 %	n=12,958 %	n=14,945 %	n=18,324 %	n=48,940 %	n=46,941 %	n=41,006 %	n=30,324 %	n=38,704 %	n=35,169 %	n=217,197 %	n=218,467 %	n=216,730 %
General health "fair" or "poor"	3.6	10.5	14.4	1.0	4.7	6.1	0.5	3.3	3.9	1.4	7.1	10.1	2.5	8.0	11.0
Health concerns, not wound or injury	15.0	25.2	25.1	2.7	14.3	15.2	2.4	7.4	11.3	2.7	14.5	20.0	9.7	18.7	20.8
Health worse now than before deployed	0.0	22.8	27.0	na	12.3	13.7	na	8.8	8.9	na	16.7	21.0	na	18.0	21.5
Exposure concerns	0.0	17.9	17.1	na	16.6	23.6	na	20.1	15.1	na	17.9	29.5	na	18.3	19.3
PTSD symptoms (2 or more)	0.0	11.8	14.2	na	6.1	9.1	na	2.6	3.1	na	6.5	11.8	na	8.5	11.3
Depression symptoms (any)	0.0	29.0	31.8	na	20.9	27.5	na	11.5	12.6	na	26.2	32.3	na	24.2	27.9
Referral indicated by provider (any)	5.1	38.7	24.5	2.6	23.4	17.9	1.8	18.8	9.1	2.9	25.8	21.5	3.9	31.1	20.5
Mental health referral indicated ^a	1.8	9.9	8.6	0.5	3.2	5.8	0.4	2.1	3.0	0.3	2.5	7.0	1.2	6.5	7.1
Medical visit following referral ^b	99.2	99.8	99.0	89.2	95.1	91.0	99.6	98.4	99.8	59.4	86.8	90.9	93.6	97.5	97.0

	Army			Navy			Air Force			Marine Corps			All service members		
	Pre-deploy DD2795	Post-deploy DD2796	Reassessmt DD2900	Pre-deploy DD2795	Post-deploy DD2796	Reassessmt DD2900	Pre-deploy DD2795	Post-deploy DD2796	Reassessmt DD2900	Pre-deploy DD2795	Post-deploy DD2796	Reassessmt DD2900	Pre-deploy DD2795	Post-deploy DD2796	Reassessmt DD2900
Reserve component	n=44,519 %	n=55,203 %	n=55,066 %	n=3,754 %	n=3,764 %	n=5,595 %	n=13,911 %	n=13,340 %	n=11,736 %	n=1,536 %	n=3,214 %	n=3,639 %	n=63,720 %	n=75,521 %	n=76,036 %
General health "fair" or "poor"	0.8	11.3	15.0	0.2	6.8	9.2	0.3	5.2	5.1	0.8	12.7	13.0	0.7	10.1	12.9
Health concerns, not wound or injury	11.0	31.1	41.3	1.1	38.7	34.3	0.7	9.5	17.1	2.0	30.0	42.8	8.0	27.6	37.2
Health worse now than before deployed	0.0	25.3	30.7	na	19.8	22.8	na	13.5	12.0	na	31.5	31.0	na	23.2	27.2
Exposure concerns	0.0	30.3	32.2	na	37.5	37.4	na	28.8	21.8	na	27.8	37.3	na	30.3	31.2
PTSD symptoms (2 or more)	0.0	9.8	17.7	na	7.2	12.7	na	2.8	3.4	na	10.2	19.8	na	8.4	15.2
Depression symptoms (any)	0.0	26.6	32.4	na	23.4	31.4	na	12.8	13.9	na	33.2	37.1	na	24.3	29.7
Referral indicated by provider (any)	4.0	43.9	51.9	1.8	40.8	34.1	0.8	24.1	13.8	1.6	42.0	45.7	3.1	40.1	44.4
Mental health referral indicated ^a	0.5	7.1	21.4	0.2	4.8	14.1	0.1	1.7	3.8	0.3	4.6	21.3	0.4	5.9	18.2
Medical visit following referral ^b	84.9	99.0	44.6	100.0	96.0	46.9	53.0	67.9	55.9	66.7	93.1	44.2	82.5	95.2	45.3

^aIncludes behavioral health, combat stress and substance abuse referrals.

^bRecord of inpatient or outpatient visit within 6 months after referral.

Figure 3. Proportion of service members who endorsed exposure concerns on post-deployment health assessments, U.S. Armed Forces, January 2003-September 2012



Data Source: Defense Medical Surveillance System