

Deployment Health Assessments

U.S. Armed Forces

April 2013

(Data through March 2013)

Armed Forces Health Surveillance Center

Update: Deployment Health Assessments, U.S. Armed Forces, April 2013

Since January 2003, peaks and troughs in the numbers of pre- and post-deployment health assessment forms transmitted to the Armed Forces Health Surveillance Center generally corresponded to times of departure and return of large numbers of deployers. Between April 2006 and February 2013, the number of post-deployment reassessment (PDHRA) forms per month ranged from 15,309 to 36,845 (Table 1, Figure 1).

During the past 12 months, the proportions of returned deployers who rated their health as “fair” or “poor” were 7-10 percent on post-deployment health assessment questionnaires and 10-13 percent on PDHRA questionnaires (Figure 2).

In general, on post-deployment assessments and reassessments, deployers in reserve components were more likely than their respective counterparts to report health and exposure-related concerns (Table 2, Figure 3). Active component members of the Navy and Marine Corps and reserve component members of the Army and Marine Corps were more likely to report exposure concerns three to six months after, compared to the time of return from deployment (Table 2).

At the time of return from deployment, soldiers serving in the active component of the Army were the most likely of all deployers to receive mental health referrals; three to six months after returning, reservists in all services were more likely than their active component counterparts to receive mental health referrals (Table 2).

Finally, during the past three years, reserve component members have been more likely than active component service members to report “exposure concerns” on post-deployment assessments and reassessments (Figure 3).

Table 1. Deployment-related health assessment forms, by month, U.S. Armed Forces, April 2012-March 2013

	Pre-deployment assessment DD2795		Post-deployment assessment DD2796		Post-deployment reassessment DD2900	
	No.	%	No.	%	No.	%
Total	315,206	100	273,309	100	274,542	100
2012						
April	28,285	9.0	27,625	10.1	33,946	12.4
May	28,198	8.9	28,599	10.5	26,177	9.5
June	21,446	6.8	25,535	9.3	20,650	7.5
July	26,277	8.3	24,252	8.9	18,272	6.7
August	31,243	9.9	24,660	9.0	22,309	8.1
September	28,629	9.1	24,353	8.9	20,730	7.6
October	25,692	8.2	23,930	8.8	18,759	6.8
November	28,900	9.2	19,227	7.0	18,995	6.9
December	18,249	5.8	19,896	7.3	23,225	8.5
2013						
January	29,162	9.3	23,612	8.6	28,393	10.3
February	23,982	7.6	16,717	6.1	23,021	8.4
March	25,143	8.0	14,903	5.5	20,065	7.3

Figure 2. Proportion of deployment health assessment forms with self-assessed health status as “fair” or “poor,” U.S. Armed Forces, April 2012-March 2013

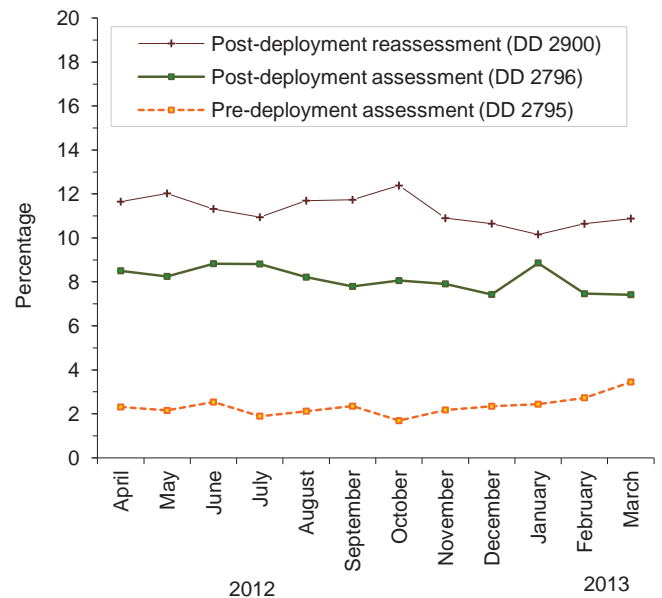
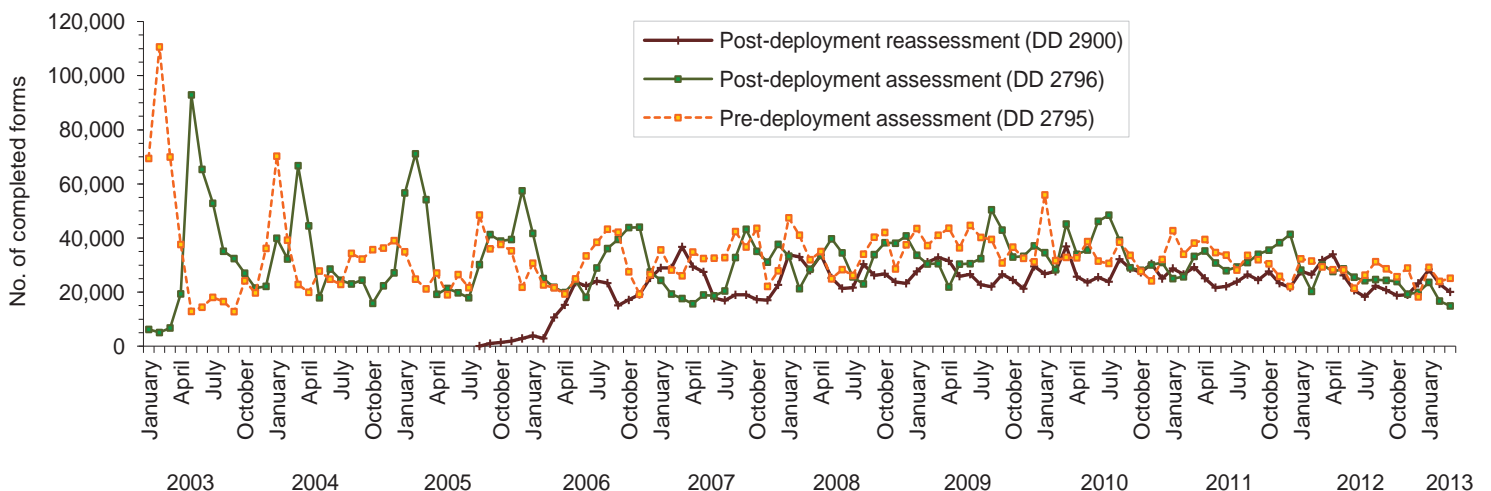


Figure 1. Total deployment health assessment and reassessment forms, by month, U.S. Armed Forces, January 2003-March 2013



Data Source: Defense Medical Surveillance System

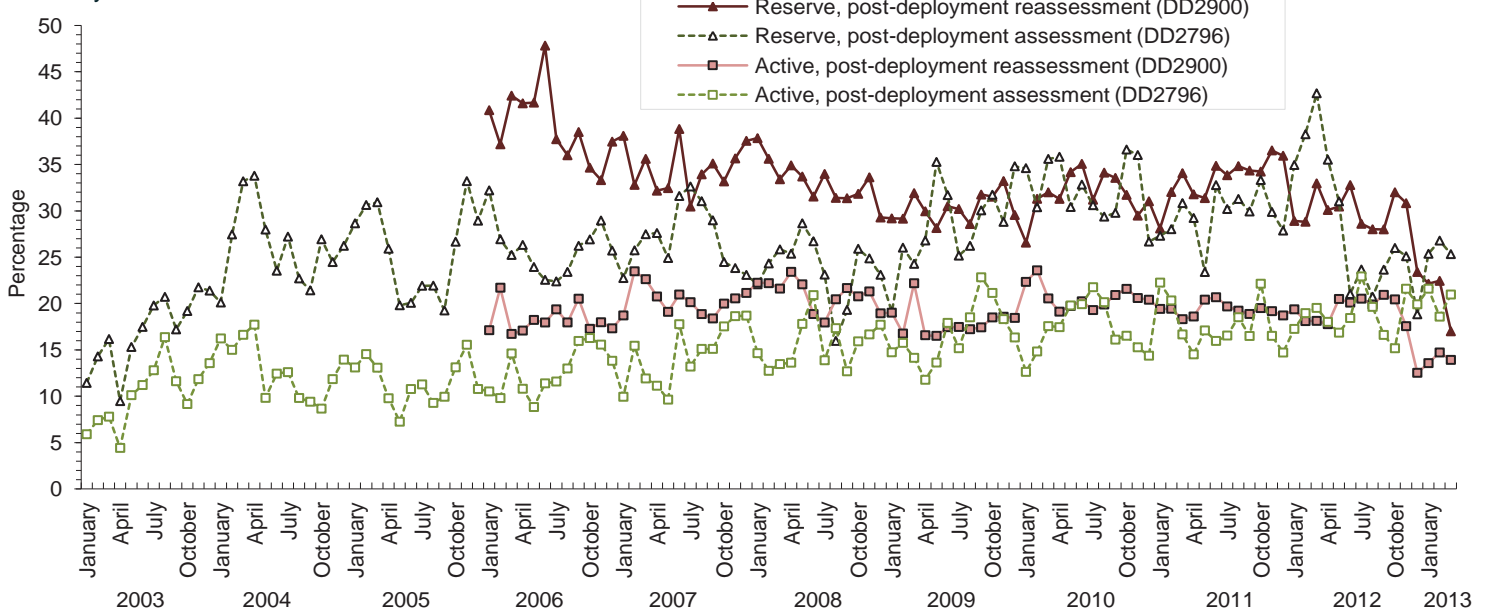
Table 2. Percentage of service members who endorsed selected questions/received referrals on health assessment forms, U.S. Armed Forces, April 2012-March 2013

	Army			Navy			Air Force			Marine Corps			All service members		
	Pre-deploy DD2795 n= %	Post-deploy DD2796 n= %	Reassessmt DD2900 n= %	Pre-deploy DD2795 n= %	Post-deploy DD2796 n= %	Reassessmt DD2900 n= %	Pre-deploy DD2795 n= %	Post-deploy DD2796 n= %	Reassessmt DD2900 n= %	Pre-deploy DD2795 n= %	Post-deploy DD2796 n= %	Reassessmt DD2900 n= %	Pre-deploy DD2795 n= %	Post-deploy DD2796 n= %	Reassessmt DD2900 n= %
Active component	121,487	97,347	108,047	10,943	11,606	14,248	50,658	42,197	41,124	26,050	30,803	32,623	209,138	181,953	n=196,042
General health "fair" or "poor"	3.8	9.8	14.2	1.1	4.8	6.3	0.8	3.3	2.5	1.9	6.4	9.9	2.7	7.4	10.5
Health concerns, not wound or injury	11.4	24.0	22.6	2.8	10.1	11.7	2.5	5.0	4.1	2.6	12.0	14.9	7.7	16.7	16.6
Health worse now than before deployed	0.0	25.2	30.4	0.0	25.0	32.3	0.0	22.8	27.5	0.0	26.2	36.5	0.0	24.8	31.0
Exposure concerns	0.0	19.7	16.8	0.0	20.9	24.3	0.0	19.5	9.1	0.0	18.8	28.3	0.0	19.6	17.6
PTSD symptoms (2 or more)	0.0	11.5	14.3	0.0	5.9	9.1	0.0	2.5	3.2	0.0	6.6	11.5	0.0	8.2	11.1
Depression symptoms (any)	0.0	26.2	29.4	0.0	15.2	19.5	0.0	8.3	4.3	0.0	20.0	23.4	0.0	20.3	22.4
Referral indicated by provider (any)	5.6	39.2	23.6	4.1	25.7	20.1	2.9	22.9	10.5	5.9	28.7	22.3	4.9	32.8	20.4
Mental health referral indicated ^a	2.0	9.7	6.8	0.6	3.5	4.6	0.4	1.6	1.2	0.5	2.6	5.3	1.3	6.2	5.2
Medical visit following referral ^b	99.7	99.6	98.7	92.7	92.9	92.6	98.3	98.3	99.6	65.2	85.6	88.4	95.6	96.9	96.5

	Army			Navy			Air Force			Marine Corps			All service members		
	Pre-deploy DD2795 n= %	Post-deploy DD2796 n= %	Reassessmt DD2900 n= %	Pre-deploy DD2795 n= %	Post-deploy DD2796 n= %	Reassessmt DD2900 n= %	Pre-deploy DD2795 n= %	Post-deploy DD2796 n= %	Reassessmt DD2900 n= %	Pre-deploy DD2795 n= %	Post-deploy DD2796 n= %	Reassessmt DD2900 n= %	Pre-deploy DD2795 n= %	Post-deploy DD2796 n= %	Reassessmt DD2900 n= %
Reserve component	41,264	42,825	46,246	3,825	3,319	3,779	11,374	11,839	13,280	933	1,751	2,847	57,396	59,734	66,152
General health "fair" or "poor"	0.8	10.7	14.4	0.2	7.6	10.1	0.4	4.6	3.5	0.8	7.6	11.5	0.7	9.2	11.8
Health concerns, not wound or injury	9.7	26.7	36.6	1.1	26.6	26.8	0.7	7.4	8.3	1.5	23.5	37.4	7.2	22.8	30.4
Health worse now than before deployed	0.0	26.2	32.2	0.0	35.0	37.0	0.0	23.4	29.4	0.0	37.2	35.8	0.0	26.4	32.1
Exposure concerns	0.0	24.5	28.9	0.0	38.5	37.0	0.0	27.3	15.3	0.0	28.6	37.4	0.0	25.9	27.0
PTSD symptoms (2 or more)	0.0	8.4	16.6	0.0	7.6	13.2	0.0	2.2	2.8	0.0	6.7	18.7	0.0	7.1	13.7
Depression symptoms (any)	0.0	23.5	28.5	0.0	16.8	22.7	0.0	9.8	6.1	0.0	22.0	31.2	0.0	20.4	23.8
Referral indicated by provider (any)	3.3	42.2	49.3	5.0	40.1	40.2	1.3	23.4	10.9	2.6	42.1	45.1	3.0	38.4	40.9
Mental health referral indicated ^a	0.5	7.5	19.4	0.4	5.8	11.8	0.1	1.2	1.7	0.1	3.5	17.6	0.4	6.0	15.4
Medical visit following referral ^b	71.5	97.0	45.4	94.4	96.9	53.9	56.5	67.1	54.3	85.7	74.4	51.4	71.9	92.8	46.5

^aIncludes behavioral health, combat stress and substance abuse referrals.
^bRecord of inpatient or outpatient visit within 6 months after referral.

Figure 3. Proportion of service members who endorsed exposure concerns on post-deployment health assessments, U.S. Armed Forces, January 2003-March 2013



Data Source: Defense Medical Surveillance System