

# Deployment Health Assessments

U.S. Armed Forces

May 2013

(Data through April 2013)

Armed Forces Health Surveillance Center

# Update: Deployment Health Assessments, U.S. Armed Forces, May 2013

Since January 2003, peaks and troughs in the numbers of pre- and post-deployment health assessment forms transmitted to the Armed Forces Health Surveillance Center generally corresponded to times of departure and return of large numbers of deployers. Between April 2006 and February 2013, the number of post-deployment reassessment (PDHRA) forms per month ranged from 15,309 to 36,845 (Table 1, Figure 1).

During the past 12 months, the proportions of returned deployers who rated their health as “fair” or “poor” were 7-9 percent on post-deployment health assessment questionnaires and 10-13 percent on PDHRA questionnaires (Figure 2).

In general, on post-deployment assessments and reassessments, deployers in reserve components were more likely than their respective counterparts to report health and exposure-related concerns (Table 2, Figure 3). Active component members of the Navy and Marine Corps and reserve component members of the Army and Marine Corps were more likely to report exposure concerns three to six months after, compared to the time of return from deployment (Table 2).

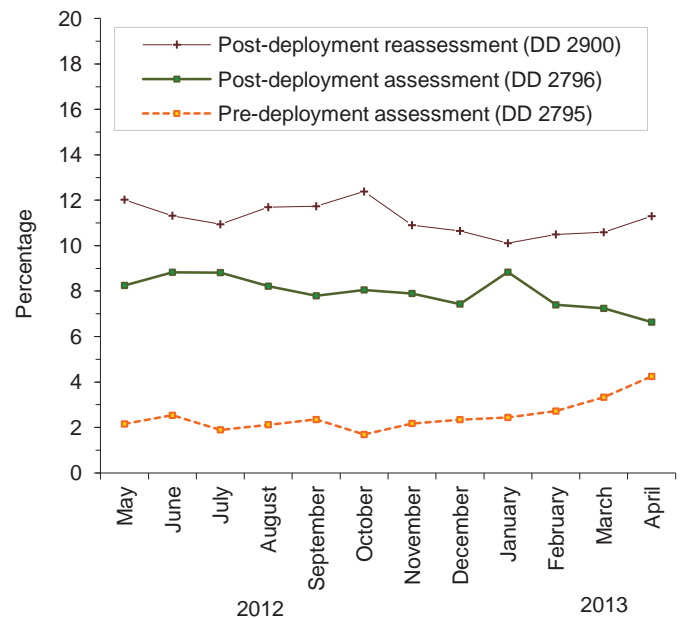
At the time of return from deployment, soldiers serving in the active component of the Army were the most likely of all deployers to receive mental health referrals; three to six months after returning, reservists in all services were more likely than their active component counterparts to receive mental health referrals (Table 2).

Finally, during the past three years, reserve component members have been more likely than active component service members to report “exposure concerns” on post-deployment assessments and reassessments (Figure 3).

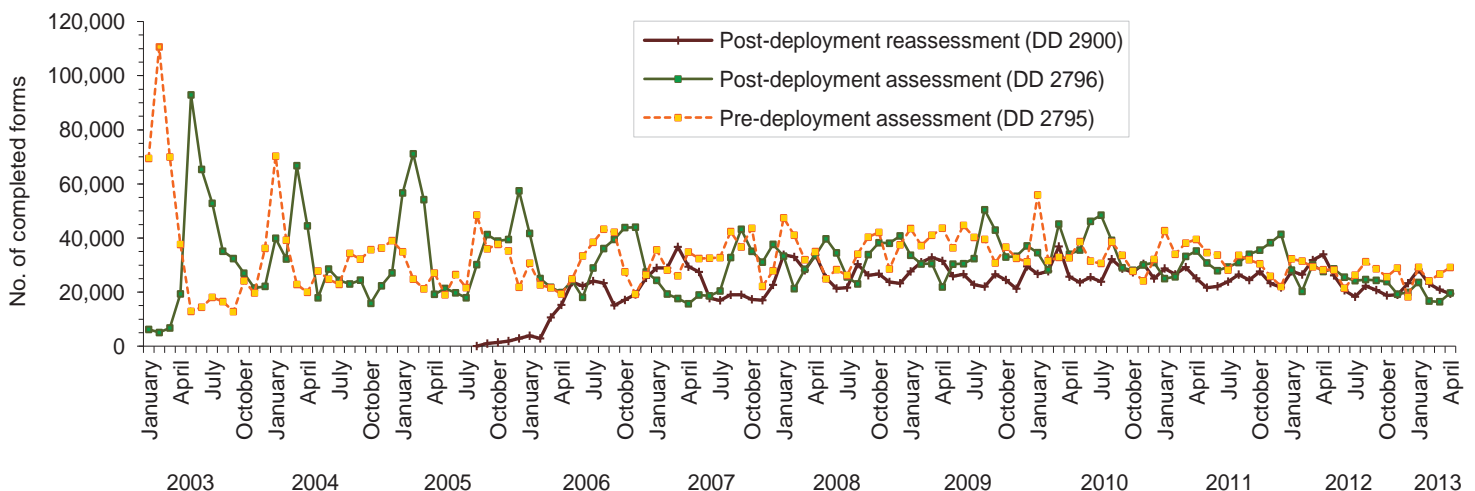
**Table 1.** Deployment-related health assessment forms, by month, U.S. Armed Forces, May 2012-April 2013

|              | Pre-deployment assessment DD2795 |     | Post-deployment assessment DD2796 |      | Post-deployment reassessment DD2900 |      |
|--------------|----------------------------------|-----|-----------------------------------|------|-------------------------------------|------|
|              | No.                              | %   | No.                               | %    | No.                                 | %    |
| <b>Total</b> | 317,792                          | 100 | 266,890                           | 100  | 260,915                             | 100  |
| <b>2012</b>  |                                  |     |                                   |      |                                     |      |
| May          | 28,198                           | 8.9 | 28,599                            | 10.7 | 26,177                              | 10.0 |
| June         | 21,446                           | 6.7 | 25,535                            | 9.6  | 20,650                              | 7.9  |
| July         | 26,277                           | 8.3 | 24,252                            | 9.1  | 18,272                              | 7.0  |
| August       | 31,243                           | 9.8 | 24,660                            | 9.2  | 22,309                              | 8.6  |
| September    | 28,629                           | 9.0 | 24,353                            | 9.1  | 20,730                              | 7.9  |
| October      | 25,691                           | 8.1 | 23,925                            | 9.0  | 18,757                              | 7.2  |
| November     | 28,893                           | 9.1 | 19,223                            | 7.2  | 18,992                              | 7.3  |
| December     | 18,260                           | 5.7 | 19,902                            | 7.5  | 23,281                              | 8.9  |
| <b>2013</b>  |                                  |     |                                   |      |                                     |      |
| January      | 29,168                           | 9.2 | 23,580                            | 8.8  | 28,376                              | 10.9 |
| February     | 24,168                           | 7.6 | 16,716                            | 6.3  | 23,084                              | 8.8  |
| March        | 26,696                           | 8.4 | 16,453                            | 6.2  | 20,900                              | 8.0  |
| April        | 29,123                           | 9.2 | 19,692                            | 7.4  | 19,387                              | 7.4  |

**Figure 2.** Proportion of deployment health assessment forms with self-assessed health status as “fair” or “poor,” U.S. Armed Forces, May 2012-April 2013



**Figure 1.** Total deployment health assessment and reassessment forms, by month, U.S. Armed Forces, January 2003-April 2013



Data Source: Defense Medical Surveillance System

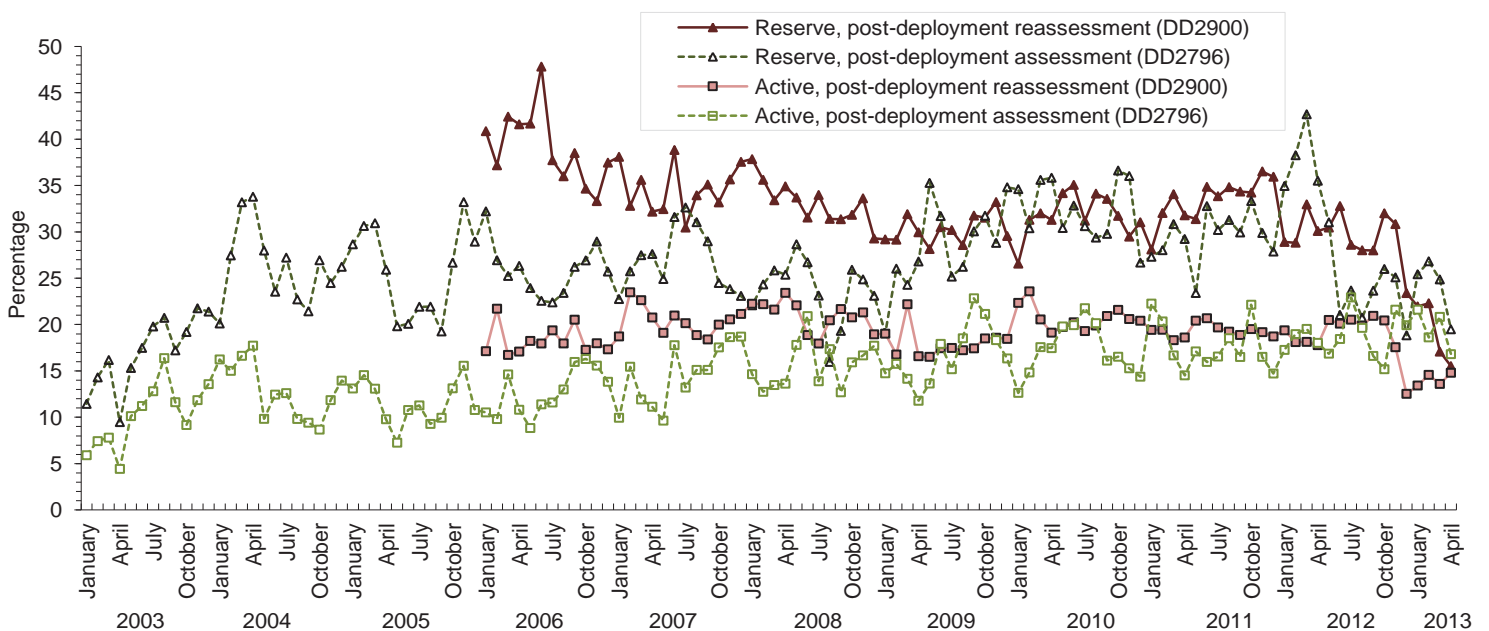
**Table 2.** Percentage of service members who endorsed selected questions/received referrals on health assessment forms, U.S. Armed Forces, May 2012-April 2013

|   | Army              |                    |                   | Navy              |                    |                   | Air Force         |                    |                   | Marine Corps      |                    |                   | All service members |                    |                   |
|---|-------------------|--------------------|-------------------|-------------------|--------------------|-------------------|-------------------|--------------------|-------------------|-------------------|--------------------|-------------------|---------------------|--------------------|-------------------|
|   | Pre-deploy DD2795 | Post-deploy DD2796 | Reassessmt DD2900 | Pre-deploy DD2795 | Post-deploy DD2796 | Reassessmt DD2900 | Pre-deploy DD2795 | Post-deploy DD2796 | Reassessmt DD2900 | Pre-deploy DD2795 | Post-deploy DD2796 | Reassessmt DD2900 | Pre-deploy DD2795   | Post-deploy DD2796 | Reassessmt DD2900 |
| Active component                              | n=125,871<br>%    | n=95,259<br>%      | n=97,500<br>%     | n=10,847<br>%     | n=11,561<br>%      | n=13,620<br>%     | n=50,233<br>%     | n=43,131<br>%      | n=42,691<br>%     | n=24,997<br>%     | n=30,249<br>%      | n=31,447<br>%     | n=211,948<br>%      | n=180,200<br>%     | n=185,258<br>%    |
| General health "fair" or "poor"               | 4.0               | 9.6                | 14.4              | 1.2               | 4.9                | 6.2               | 0.9               | 3.2                | 2.3               | 2.0               | 6.3                | 9.8               | 2.9                 | 7.2                | 10.2              |
| Health concerns, not wound or injury          | 10.5              | 21.6               | 21.2              | 2.8               | 9.0                | 10.3              | 2.6               | 4.1                | 2.8               | 2.7               | 10.0               | 13.0              | 7.3                 | 14.7               | 14.8              |
| Health worse now than before deployed         | 0.0               | 28.6               | 33.9              | na                | 29.4               | 37.5              | na                | 28.8               | 30.6              | na                | 32.1               | 41.4              | na                  | 29.3               | 34.7              |
| Exposure concerns                             | 0.0               | 19.7               | 17.2              | na                | 22.1               | 23.9              | na                | 18.3               | 8.0               | na                | 20.3               | 27.4              | na                  | 19.6               | 17.3              |
| PTSD symptoms (2 or more)                     | 0.0               | 11.2               | 14.6              | na                | 5.6                | 9.1               | na                | 2.5                | 3.1               | na                | 6.3                | 11.5              | na                  | 7.9                | 11.0              |
| Depression symptoms (any)                     | 0.0               | 24.3               | 27.4              | na                | 13.6               | 16.6              | na                | 7.1                | 3.0               | na                | 16.9               | 20.4              | na                  | 18.2               | 19.8              |
| Referral indicated by provider (any)          | 6.5               | 37.7               | 23.9              | 4.6               | 27.4               | 20.9              | 3.1               | 24.3               | 10.4              | 6.2               | 30.6               | 22.4              | 5.6                 | 32.6               | 20.3              |
| Mental health referral indicated <sup>a</sup> | 2.3               | 8.8                | 6.2               | 0.7               | 3.5                | 4.1               | 0.5               | 1.6                | 0.8               | 0.5               | 2.6                | 4.8               | 1.6                 | 5.7                | 4.6               |
| Medical visit following referral <sup>b</sup> | 99.7              | 99.5               | 98.7              | 91.7              | 92.8               | 91.9              | 98.4              | 98.4               | 99.5              | 63.1              | 87.0               | 86.5              | 95.3                | 97.1               | 96.1              |
| Reserve component                             | n=41,189<br>%     | n=40,191<br>%      | n=43,575<br>%     | n=3,964<br>%      | n=3,272<br>%       | n=3,673<br>%      | n=11,302<br>%     | n=11,623<br>%      | n=13,513<br>%     | n=867<br>%        | n=1,613<br>%       | n=2,596<br>%      | n=57,322<br>%       | n=56,699<br>%      | n=63,357<br>%     |
| General health "fair" or "poor"               | 0.8               | 10.6               | 14.3              | 0.2               | 8.1                | 10.1              | 0.4               | 4.5                | 3.1               | 0.8               | 8.0                | 10.4              | 0.7                 | 9.1                | 11.5              |
| Health concerns, not wound or injury          | 9.2               | 24.3               | 33.2              | 1.1               | 23.0               | 23.6              | 0.7               | 6.7                | 6.6               | 1.5               | 21.2               | 34.6              | 6.8                 | 20.5               | 27.0              |
| Health worse now than before deployed         | 0.0               | 29.6               | 36.3              | na                | 39.6               | 41.2              | na                | 27.9               | 32.1              | na                | 41.7               | 35.7              | na                  | 30.2               | 35.6              |
| Exposure concerns                             | 0.0               | 22.1               | 27.7              | na                | 38.6               | 36.7              | na                | 25.7               | 13.9              | na                | 30.9               | 35.4              | na                  | 24.1               | 25.6              |
| PTSD symptoms (2 or more)                     | 0.0               | 8.4                | 16.3              | na                | 8.0                | 13.0              | na                | 2.1                | 2.8               | na                | 6.8                | 17.2              | na                  | 7.0                | 13.2              |
| Depression symptoms (any)                     | 0.0               | 21.0               | 25.6              | na                | 14.8               | 19.9              | na                | 8.5                | 4.6               | na                | 19.8               | 28.7              | na                  | 18.1               | 20.9              |
| Referral indicated by provider (any)          | 3.6               | 40.6               | 49.1              | 5.3               | 39.9               | 40.8              | 1.4               | 22.5               | 10.2              | 3.0               | 44.9               | 44.0              | 3.3                 | 36.9               | 40.1              |
| Mental health referral indicated <sup>a</sup> | 0.6               | 7.7                | 17.8              | 0.4               | 6.0                | 10.8              | 0.2               | 1.1                | 1.3               | 0.2               | 3.4                | 15.9              | 0.5                 | 6.1                | 13.8              |
| Medical visit following referral <sup>b</sup> | 74.8              | 98.0               | 44.4              | 92.9              | 97.3               | 53.6              | 63.6              | 69.2               | 53.8              | 85.7              | 72.2               | 49.5              | 75.3                | 93.6               | 45.7              |

<sup>a</sup>Includes behavioral health, combat stress and substance abuse referrals.

<sup>b</sup>Record of inpatient or outpatient visit within 6 months after referral.

**Figure 3.** Proportion of service members who endorsed exposure concerns on post-deployment health assessments, U.S. Armed Forces, January 2003-April 2013



Data Source: Defense Medical Surveillance System