

Deployment Health Assessments

U.S. Armed Forces

June 2013

(Data through May 2013)

Armed Forces Health Surveillance Center

Update: Deployment Health Assessments, U.S. Armed Forces, June 2013

Since January 2003, peaks and troughs in the numbers of pre- and post-deployment health assessment forms transmitted to the Armed Forces Health Surveillance Center generally corresponded to times of departure and return of large numbers of deployers. Between April 2006 and May 2013, the number of post-deployment reassessment (PDHRA) forms per month ranged from 15,309 to 36,845 (Table 1, Figure 1).

During the past 12 months, the proportions of returned deployers who rated their health as “fair” or “poor” were 6-9 percent on post-deployment health assessment questionnaires and 10-13 percent on PDHRA questionnaires (Figure 2).

In general, on post-deployment assessments and reassessments, deployers in reserve components were more likely than their respective counterparts to report health and exposure-related concerns (Table 2, Figure 3). Reserve component members of the Army were more likely to report exposure concerns three to six months after, compared to the time of return from deployment (Table 2).

At the time of return from deployment, soldiers serving in the reserve component of the Army were the most likely of all deployers to receive mental health referrals; three to six months after returning, reservists in all services were more likely than their active component counterparts to receive mental health referrals (Table 2).

Finally, during the past three years, reserve component members have been more likely than active component service members to report “exposure concerns” on post-deployment assessments and reassessments (Figure 3).

Table 1. Deployment-related health assessment forms, by month, U.S. Armed Forces, June 2012-May 2013

	Pre-deployment assessment DD2795		Post-deployment assessment DD2796		Post-deployment reassessment DD2900	
	No.	%	No.	%	No.	%
Total	315,026	100	258,502	100	350,714	100
2012						
June	21,446	6.8	25,535	9.9	35,281	10.1
July	26,277	8.3	24,252	9.4	34,736	9.9
August	31,243	9.9	24,660	9.5	40,918	11.7
September	28,629	9.1	24,353	9.4	34,063	9.7
October	25,691	8.2	23,925	9.3	31,102	8.9
November	28,893	9.2	19,226	7.4	29,722	8.5
December	18,260	5.8	19,902	7.7	27,806	7.9
2013						
January	29,186	9.3	23,599	9.1	28,707	8.2
February	24,208	7.7	16,732	6.5	23,232	6.6
March	26,824	8.5	16,519	6.4	21,133	6.0
April	30,067	9.5	20,652	8.0	20,520	5.9
May	24,302	7.7	19,147	7.4	23,494	6.7

Figure 2. Proportion of deployment health assessment forms with self-assessed health status as “fair” or “poor,” U.S. Armed Forces, June 2012-May 2013

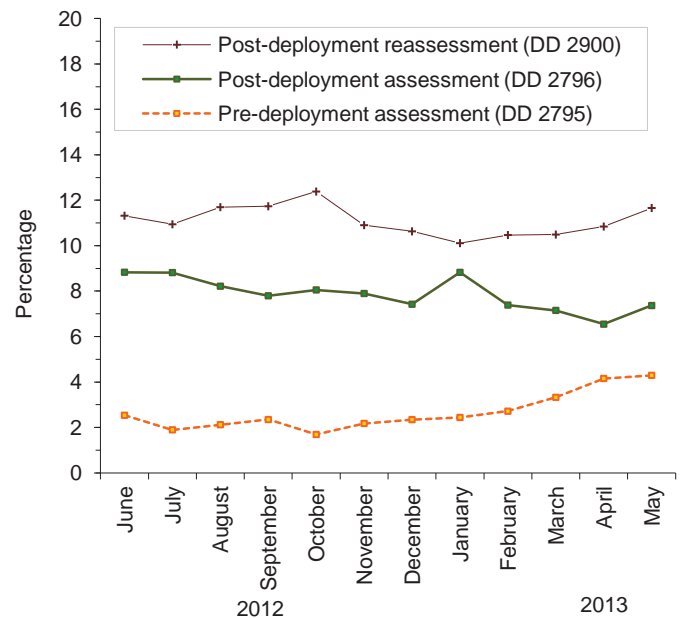
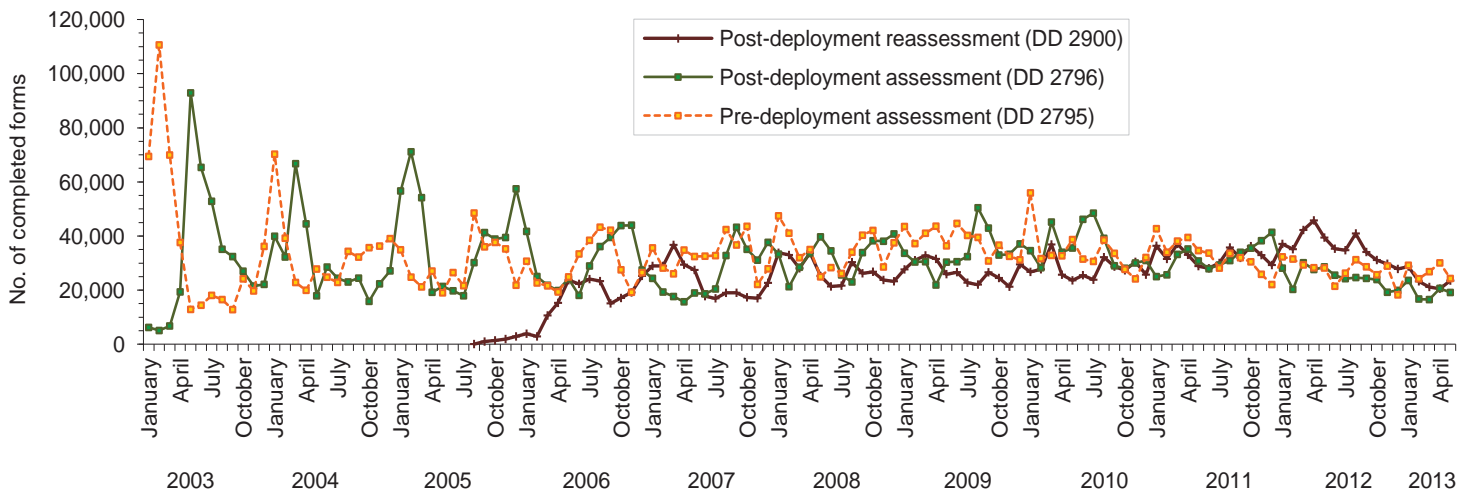


Figure 1. Total deployment health assessment and reassessment forms, by month, U.S. Armed Forces, January 2003-May 2013



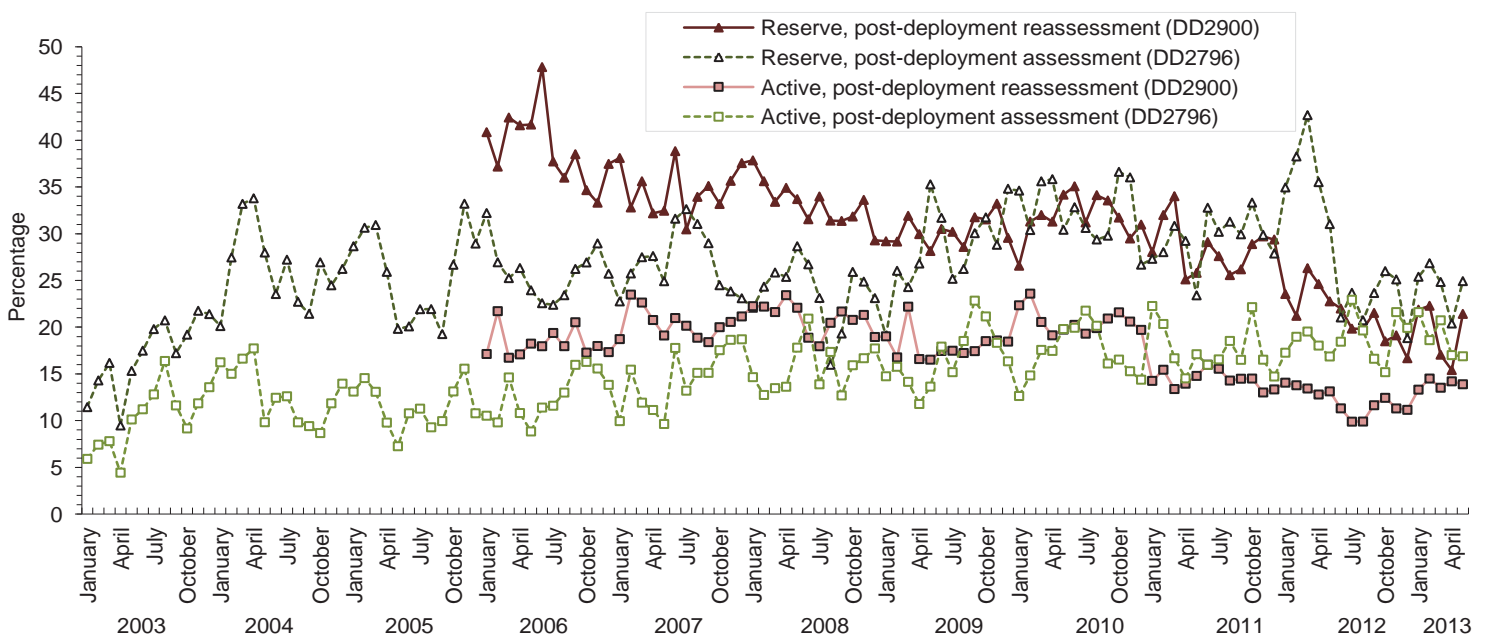
Data Source: Defense Medical Surveillance System

Table 2. Percentage of service members who endorsed selected questions/received referrals on health assessment forms, U.S. Armed Forces, June 2012-May 2013

	Army			Navy			Air Force			Marine Corps			All service members		
	Pre-deploy DD2795	Post-deploy DD2796	Reassessmt DD2900	Pre-deploy DD2795	Post-deploy DD2796	Reassessmt DD2900	Pre-deploy DD2795	Post-deploy DD2796	Reassessmt DD2900	Pre-deploy DD2795	Post-deploy DD2796	Reassessmt DD2900	Pre-deploy DD2795	Post-deploy DD2796	Reassessmt DD2900
Active component	n=126,828	n=92,321	n=96,380	n=10,328	n=11,449	n=17,864	n=49,766	n=43,632	n=85,523	n=24,482	n=28,258	n=41,852	n=211,404	n=175,660	n=241,619
	%	%	%	%	%	%	%	%	%	%	%	%	%	%	%
General health "fair" or "poor"	4.3	9.6	14.3	1.3	4.8	4.3	0.9	3.2	1.0	2.0	6.3	6.8	3.1	7.2	7.6
Health concerns, not wound or injury	10.1	19.9	18.3	2.8	7.3	6.0	2.6	3.4	0.7	2.7	9.4	7.5	7.1	13.3	9.3
Health worse now than before deployed	0.0	31.5	39.0	na	35.5	30.9	na	33.7	17.1	na	36.5	32.9	na	33.1	29.6
Exposure concerns	0.0	19.8	17.3	na	21.3	15.1	na	17.7	3.3	na	21.4	18.1	na	19.6	12.3
PTSD symptoms (2 or more)	0.0	11.2	14.3	na	5.4	7.3	na	2.6	2.6	na	6.4	8.8	na	7.9	8.7
Depression symptoms (any)	0.0	22.8	23.6	na	11.2	9.6	na	5.9	0.7	na	15.1	11.8	na	16.6	12.4
Referral indicated by provider (any)	7.2	36.8	23.8	4.9	25.9	15.4	3.2	24.1	5.1	6.4	31.8	16.1	6.1	32.1	15.2
Mental health referral indicated ^a	2.5	8.2	5.4	0.8	3.5	2.5	0.5	1.6	0.2	0.6	2.7	3.0	1.7	5.4	2.9
Medical visit following referral ^b	99.7	99.4	98.7	89.0	92.9	92.0	99.1	98.5	99.7	64.4	87.8	86.1	95.2	97.2	96.1
Reserve component	n=40,748	n=41,448	n=41,901	n=4,129	n=3,151	n=5,805	n=10,823	n=11,609	n=22,809	n=793	n=1,582	n=2,450	n=56,493	n=57,790	n=72,965
	%	%	%	%	%	%	%	%	%	%	%	%	%	%	%
General health "fair" or "poor"	0.9	10.6	14.4	0.2	8.5	6.3	0.4	4.5	1.4	0.8	8.1	7.3	0.7	9.2	9.5
Health concerns, not wound or injury	8.8	20.8	30.5	1.1	20.5	12.7	0.8	5.9	1.9	1.5	19.4	21.8	6.6	17.8	19.8
Health worse now than before deployed	0.0	34.2	39.5	na	45.4	28.9	na	32.3	20.1	na	43.5	32.2	na	34.7	32.3
Exposure concerns	0.0	21.5	27.4	na	42.7	22.7	na	25.2	6.0	na	30.6	27.1	na	23.7	20.3
PTSD symptoms (2 or more)	0.0	8.6	16.3	na	8.6	8.5	na	2.2	2.6	na	6.9	14.6	na	7.2	11.3
Depression symptoms (any)	0.0	18.3	23.4	na	12.1	10.3	na	7.6	1.3	na	19.0	18.8	na	15.9	15.3
Referral indicated by provider (any)	3.6	39.1	49.1	5.4	43.1	26.0	1.6	22.6	4.9	3.2	45.9	35.6	3.3	36.1	33.0
Mental health referral indicated ^a	0.6	7.7	16.2	0.4	6.4	5.9	0.2	1.1	0.4	0.3	3.7	11.7	0.5	6.2	10.3
Medical visit following referral ^b	75.7	98.4	45.2	90.2	97.5	52.6	67.9	69.3	53.1	85.7	70.5	45.2	76.1	93.7	45.8

^aIncludes behavioral health, combat stress and substance abuse referrals.
^bRecord of inpatient or outpatient visit within 6 months after referral.

Figure 3. Proportion of service members who endorsed exposure concerns on post-deployment health assessments, U.S. Armed Forces, January 2003-May 2013



Data Source: Defense Medical Surveillance System