



TRICARE Users Consumer Watch

West ♦ Quarter 1 FY 2014

DEFENSE HEALTH COST ASSESSMENT & PROGRAM

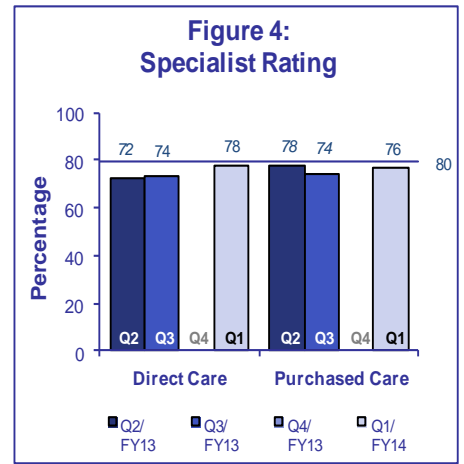
Source: Health Care Survey of DoD Beneficiaries

Inside Consumer Watch

TRICARE Consumer Watch is a brief summary of what TRICARE users in your region say about their healthcare. Data are taken from the Health Care Survey of DoD Beneficiaries (HCSDB). The HCSDB includes questions from the Consumer Assessment of Healthcare Providers and Systems (CAHPS), a survey designed to help consumers choose among health plans. The survey for quarter four of FY2013 was canceled as a result of sequestration.

Rates are compared with averages taken from the 2011 National CAHPS Benchmarking Database (NCBD), which contains results from surveys given to beneficiaries by civilian health plans. Rates differing significantly from the benchmark are bolded and shown in red.

Figures 1 through 4 show the proportion of Prime enrollees with a military PCM (direct care), or enrolled to a civilian PCM, or using Standard/Extra for most of their care in the past year (purchased care) who respond 8 or above when asked to give a rating on a 0 to 10 scale (0 is bad, and 10 is good), for Health Care, Health Plan, Personal Doctor, or the Specialist they see most often. Rates are adjusted for age and health status.

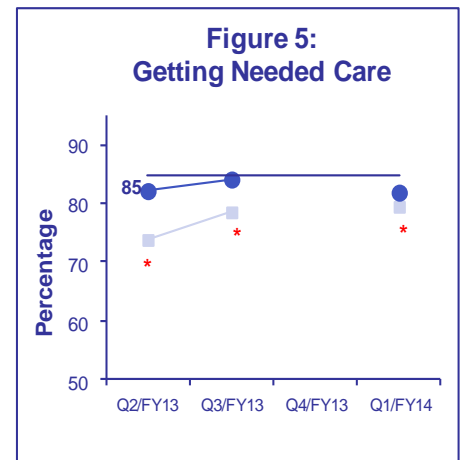
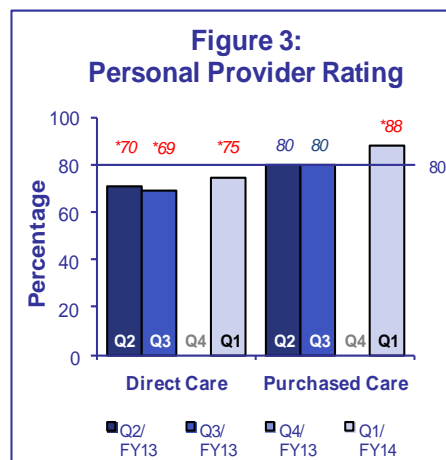
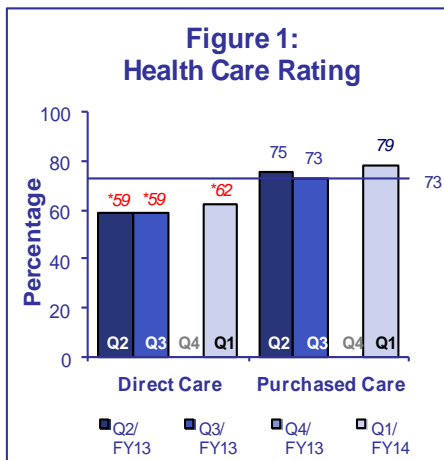
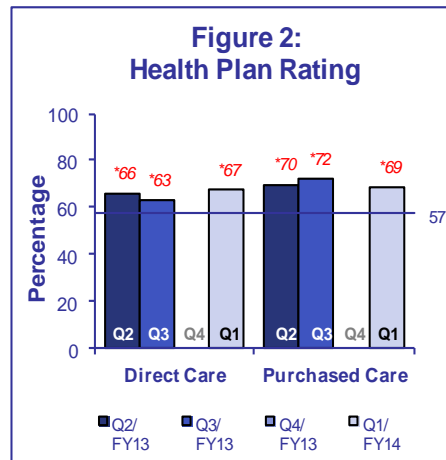
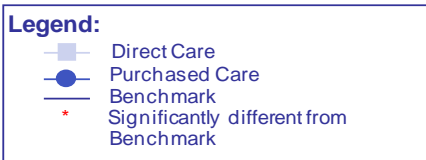


Health Care Topics

Health Care Topics scores average together results for related questions.

Each score is the percentage who “usually” or “always” got treatment they wanted. Asterisks show values significantly different from the NCBD benchmark (p < .05).

Figure 5 presents the composites “Getting needed care”. Scores are based on patients’ problems getting referrals and approvals and getting needed treatment.



“Getting care quickly” shown in Figure 6 scores concern how long patients wait for an appointment or wait in the doctor’s office.

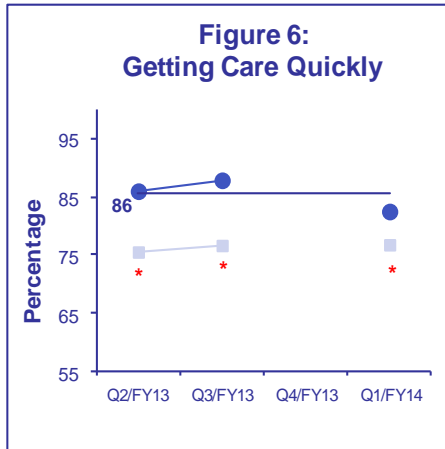
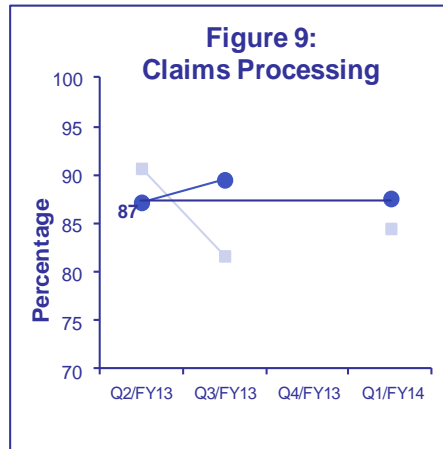


Figure 8 shows “Customer service” scores, which concern patients’ ability to get information about their health plan.

“Claims processing” scores in Figure 9 are based on the timeliness and correctness of plan’s claims handling.

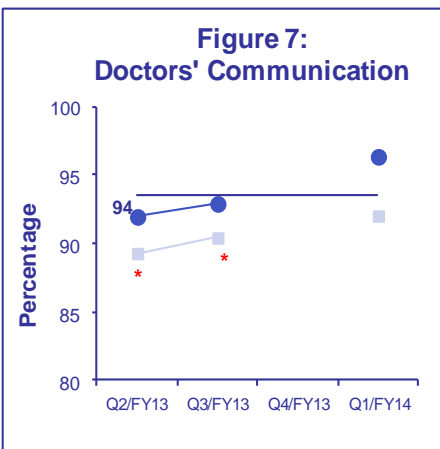


Preventive Care

The preventive care table compares TRICARE users’ rates for diagnostic screening tests and smoking and tobacco use cessation with goals from Healthy People 2020, a government initiative to improve Americans’ health by preventing illness.

Scores in Figure 7, “Doctor’s communication” are based on whether the doctor spends enough time with patients, treats them respectfully and answers their questions.

Preventive Care



Type of Care	Qtr 2 FY 2013	Qtr 3 FY 2013	Qtr 4 FY 2013	Qtr 1 FY 2014	Healthy People 2020 Goal
Mammography (women >= 40)					
Direct Care	*90	*88	-	84 (310)	81
Purchased Care	80	77	-	85 (127)	
Pap Smear (women >= 18)					
Direct Care	90	*83	-	*84 (578)	93
Purchased Care	*82	*84	-	*78 (224)	
Hypertension Screen (adults)					
Direct Care	*91	*91	-	*90 (1443)	95
Purchased Care	93	95	-	94 (346)	
Prenatal Care (in 1st trimester)					
Direct Care	84	79	-	87 (53)	78
Purchased Care	*95	90	-	*97 (31)	
Percent Not Obese (adults)					
Direct Care	*80	*80	-	*82 (1353)	69
Purchased Care	*75	73	-	72 (323)	
Non-Smokers (adults)					
Direct Care	*82	88	-	86 (1395)	88
Purchased Care	91	*93	-	91 (339)	
Counseled to Quit (adults)					
Direct Care	82	77	-	81 (203)	-
Purchased Care	86	82	-	69 (36)	

*Numbers in red italics are significantly different from the Healthy People 2020 goal (p< .05). The number of responding beneficiaries for each type of care is in parentheses.

Figure 1: Health Care Rating

	Direct Care	Purchased Care
Benchmark	73	73
Q2/ FY13	*59	75
Q3/ FY13	*59	73
Q4/ FY13	-	-
Q1/ FY14	*62	79

Figure 2: Health Plan Rating

	Direct Care	Purchased Care
Benchmark	57	57
Q2/ FY13	*66	*70
Q3/ FY13	*63	*72
Q4/ FY13	-	-
Q1/ FY14	*67	*69

Figure 3: Personal Provider Rating

	Direct Care	Purchased Care
Benchmark	80	80
Q2/ FY13	*70	80
Q3/ FY13	*69	80
Q4/ FY13	-	-
Q1/ FY14	*75	*88

Figure 4: Specialist Rating

	Direct Care	Purchased Care
Benchmark	80	80
Q2/ FY13	72	78
Q3/ FY13	74	74
Q4/ FY13	-	-
Q1/ FY14	78	76

Figure 5: Getting Needed Care

	Benchmark	Direct Care	Purchased Care
Q2/FY13	85	*74	82
Q3/FY13	85	*79	84
Q4/FY13	85	-	-
Q1/FY14	85	*79	82

Figure 6: Getting Care Quickly

	Benchmark	Direct Care	Purchased Care
Q2/FY13	86	*76	86
Q3/FY13	86	*77	88
Q4/FY13	86	-	-
Q1/FY14	86	*77	83

Figure 7: Doctors Communication

	Benchmark	Direct Care	Purchased Care
Q2/FY13	94	*89	92
Q3/FY13	94	*90	93
Q4/FY13	94	-	-
Q1/FY14	94	92	96

Figure 8: Customer Service

	Benchmark	Direct Care	Purchased Care
Q2/FY13	82	83	83
Q3/FY13	82	78	81
Q4/FY13	82	-	-
Q1/FY14	82	79	77

Figure 9: Claims Processing

	Benchmark	Direct Care	Purchased Care
Q2/FY13	87	91	87
Q3/FY13	87	82	90
Q4/FY13	87	-	-
Q1/FY14	87	84	88

Preventive Care

Type of Care	Qtr 2 FY 2013	Qtr 3 FY 2013	Qtr 4 FY 2013	Qtr 1 FY 2014	Healthy People 2020 Goal
Mammography (women >= 40): Direct Care	<i>*90</i>	<i>*88</i>	-	84 (310)	81
Mammography (women >= 40): Purchased Care	80	77	-	85 (127)	81
Pap Smear (women >= 18): Direct Care	90	<i>*83</i>	-	<i>*84 (578)</i>	93
Pap Smear (women >= 18): Purchased Care	<i>*82</i>	<i>*84</i>	-	<i>*78 (224)</i>	93
Hypertension Screen (adults): Direct Care	<i>*91</i>	<i>*91</i>	-	<i>*90 (1443)</i>	95
Hypertension Screen (adults): Purchased Care	93	95	-	94 (346)	95
Prenatal Care (in 1st trimester): Direct Care	84	79	-	87 (53)	78
Prenatal Care (in 1st trimester): Purchased Care	<i>*95</i>	90	-	<i>*97 (31)</i>	78
Percent Not Obese (adults): Direct Care	<i>*80</i>	<i>*80</i>	-	<i>*82 (1353)</i>	69
Percent Not Obese (adults): Purchased Care	<i>*75</i>	73	-	72 (323)	69
Non-Smokers (adults): Direct Care	<i>*82</i>	88	-	86 (1395)	88
Non-Smokers (adults): Purchased Care	91	<i>*93</i>	-	91 (339)	88
Counseled to Quit (adults): Direct Care	82	77	-	81 (203)	-
Counseled to Quit (adults): Purchased Care	86	82	-	69 (36)	-

**Numbers with red italics are significantly different from the Healthy People 2020 goal (p < .05)*

The number of responding beneficiaries for each type of care is in parentheses.