

Deployment Health Assessments

U.S. Armed Forces

June 2014

(Data through May 2014)

Armed Forces Health Surveillance Center

Update: Deployment Health Assessments, U.S. Armed Forces, June 2014

Since January 2003, peaks and troughs in the numbers of pre- and post-deployment health assessment forms transmitted to the Armed Forces Health Surveillance Center generally corresponded to times of departure and return of large numbers of deployers. Between April 2006 and May 2014, the number of post-deployment reassessment (PDHRA) forms per month ranged from 15,114 to 45,768 (Table 1, Figure 1).

During the past 12 months, the proportions of returned deployers who rated their health as “fair” or “poor” were 6–10 percent on post-deployment health assessment questionnaires and 8–12 percent on PDHRA questionnaires (Figure 2). The proportion of pre-deployment service members who rated their health as “fair” or “poor” ranged from approximately 3–5 percent during the past 12 months.

In general, on post-deployment assessments and reassessments, deployers in reserve components were more likely than their respective counterparts to report health and exposure-related concerns (Table 2, Figure 3). Service members in the active and reserve component Marine Corps and active component Army were more likely to report exposure concerns three to six months after, compared to the time of return from deployment (Table 2). At the time of return from deployment, soldiers serving in the active and reserve component of the Army were the most likely of all deployers to receive mental health referrals; three to six months after returning, reservists in all services except the Air Force were more likely than their active component counterparts to receive mental health referrals (Table 2).

Finally, during the past three years, reserve component members have been more likely than active component service members to report “exposure concerns” on post-deployment assessments (Figure 3).

Table 1. Deployment-related health assessment forms, by month, U.S. Armed Forces, June 2013–May 2014

	Pre-deployment assessment DD2795		Post-deployment assessment DD2796		Post-deployment reassessment DD2900	
	No.	%	No.	%	No.	%
Total	276,018	100	221,222	100	253,002	100
2013						
June	24,073	8.7	15,366	6.9	19,094	7.5
July	24,679	8.9	22,152	10.0	18,692	7.4
August	26,755	9.7	20,393	9.2	19,344	7.6
September	26,551	9.6	22,118	10.0	19,903	7.9
October	21,379	7.7	24,617	11.1	22,035	8.7
November	21,115	7.6	20,741	9.4	18,596	7.4
December	20,841	7.6	21,399	9.7	21,127	8.4
2014						
January	23,555	8.5	16,784	7.6	25,370	10.0
February	22,510	8.2	14,761	6.7	22,336	8.8
March	21,067	7.6	16,392	7.4	25,955	10.3
April	23,958	8.7	14,330	6.5	22,021	8.7
May	19,535	7.1	12,169	5.5	18,529	7.3

Figure 2. Proportion of deployment health assessment forms with self-assessed health status as “fair” or “poor,” U.S. Armed Forces, June 2013–May 2014

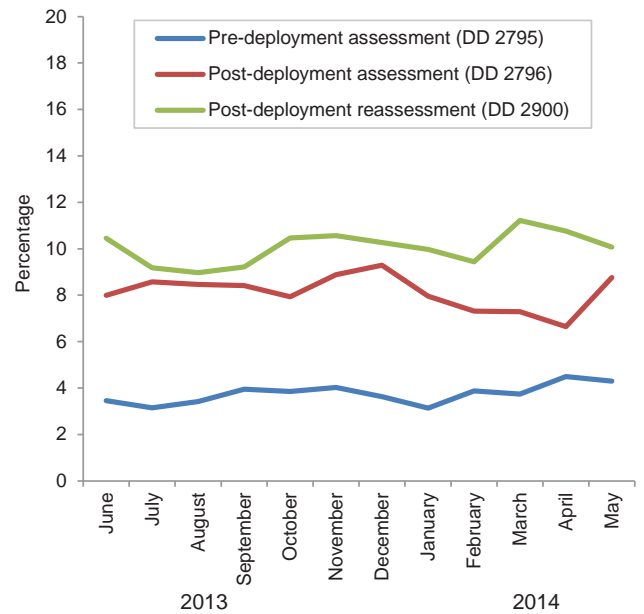
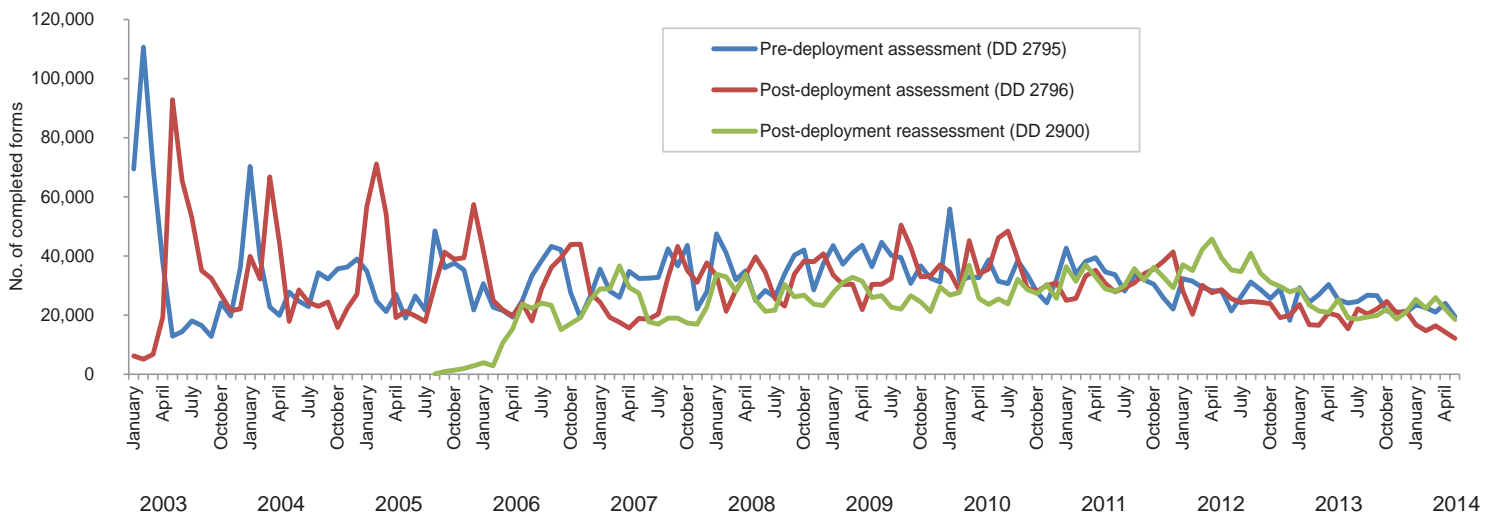


Figure 1. Total deployment health assessment and reassessment forms, by month, U.S. Armed Forces, January 2003–May 2014



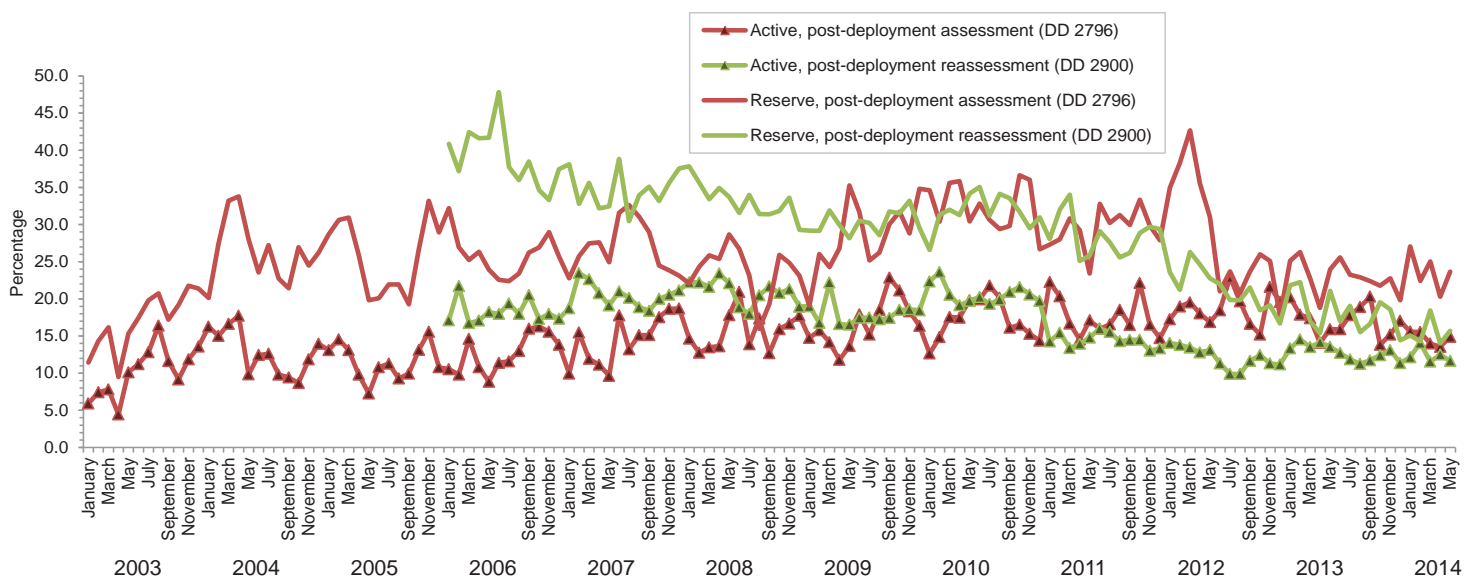
Data Source: Defense Medical Surveillance System

Table 2. Percentage of service members who endorsed selected questions/received referrals on health assessment forms, U.S. Armed Forces, June 2013–May 2014

	Army			Navy			Air Force			Marine Corps			All service members		
	Pre-deploy DD2795	Post-deploy DD2796	Reassessmt DD2900	Pre-deploy DD2795	Post-deploy DD2796	Reassessmt DD2900	Pre-deploy DD2795	Post-deploy DD2796	Reassessmt DD2900	Pre-deploy DD2795	Post-deploy DD2796	Reassessmt DD2900	Pre-deploy DD2795	Post-deploy DD2796	Reassessmt DD2900
Active component	n=120,818	n=79,085	n=80,306	n=7,940	n=7,552	n=10,593	n=44,041	n=42,085	n=70,355	n=23,972	n=21,970	n=20,096	n=196,771	n=150,692	n=181,350
	%	%	%	%	%	%	%	%	%	%	%	%	%	%	%
General health "fair" or "poor"	5.7	10.5	13.5	1.4	3.6	5.2	1.1	2.6	1.6	2.5	5.8	9.2	4.1	7.3	7.9
Health concerns, not wound or injury	6.9	21.7	18.0	3.1	10.0	8.3	2.8	8.2	6.0	3.7	10.1	9.7	5.5	15.7	11.8
Health worse now than before deployed	na	73.8	78.7	na	67.6	74.7	na	60.5	35.5	na	71.5	79.4	na	69.4	61.8
Exposure concerns	na	17.8	15.5	na	17.4	16.8	na	13.9	4.9	na	13.3	23.6	na	16.1	12.4
PTSD symptoms (2 or more)	na	10.4	12.5	na	4.2	6.9	na	2.4	3.4	na	5.0	9.2	na	7.1	8.3
Depression symptoms (any)	na	27.0	26.9	na	14.6	18.4	na	7.9	8.7	na	18.3	23.5	na	19.7	18.9
Referral indicated by provider (any)	10.3	32.3	20.7	11.0	29.5	19.8	5.0	14.6	9.5	4.7	32.1	18.3	8.5	27.2	16.0
Mental health referral indicated ^a	3.4	7.1	17.6	0.8	3.3	14.7	0.8	1.8	7.8	0.7	3.1	15.6	2.4	4.9	13.4
Medical visit following referral ^b	99.3	99.8	98.9	84.2	91.7	89.5	99.7	99.5	99.8	67.2	89.7	89.5	95.8	97.4	97.0
Reserve component	n=25,340	n=33,247	n=31,671	n=3,242	n=3,972	n=4,189	n=10,454	n=9,523	n=21,972	n=681	n=1,069	n=1,211	n=39,717	n=47,811	n=59,043
	%	%	%	%	%	%	%	%	%	%	%	%	%	%	%
General health "fair" or "poor"	1.1	11.9	14.7	0.4	10.2	10.3	0.8	4.0	1.4	0.7	10.1	11.6	1.0	10.2	9.4
Health concerns, not wound or injury	3.1	24.0	20.4	1.3	36.4	13.5	1.2	9.8	3.1	1.5	26.2	14.0	2.5	22.2	13.3
Health worse now than before deployed	na	72.9	79.3	na	74.3	79.5	na	65.4	28.2	na	75.2	84.4	na	71.6	60.4
Exposure concerns	na	23.3	22.6	na	37.0	32.5	na	16.5	4.4	na	22.1	23.9	na	23.1	16.6
PTSD symptoms (2 or more)	na	9.3	14.6	na	8.0	13.7	na	2.1	2.7	na	7.7	16.7	na	7.8	10.1
Depression symptoms (any)	na	23.7	24.3	na	20.1	25.1	na	8.2	7.0	na	19.7	28.2	na	20.2	18.0
Referral indicated by provider (any)	6.0	36.5	49.2	4.9	53.4	43.4	2.4	16.1	8.0	4.0	53.9	43.8	4.9	34.3	33.3
Mental health referral indicated ^a	1.5	7.8	48.3	0.2	3.7	42.9	0.3	1.6	7.6	0.4	6.9	43.3	1.1	6.2	32.7
Medical visit following referral ^b	78.0	99.3	47.2	98.6	98.5	55.5	59.6	77.6	57.1	87.0	84.5	38.0	77.6	97.0	48.2

^aIncludes behavioral health, combat stress and substance abuse referrals.
^bRecord of inpatient or outpatient visit within 6 months after referral.

Figure 3. Proportion of service members who endorsed exposure concerns on post-deployment health assessments, U.S. Armed Forces, January 2003–May 2014



Data Source: Defense Medical Surveillance System