

Deployment Health Assessments

U.S. Armed Forces

May 2016

(Data through April 2016)

Armed Forces Health Surveillance Branch

Update: Deployment Health Assessments, U.S. Armed Forces, May 2016

Since January 2003, pronounced fluctuations in the monthly numbers of pre- and post-deployment health assessment forms transmitted to the Armed Forces Health Surveillance Branch generally have corresponded to times of departure and return of large numbers of service members who deployed. Between April 2006 and April 2016, the number of post-deployment health reassessment (PDHRA) forms per month ranged from 15,114 to 45,768 (Figure 1). For the most recent 12 months (May 2015–April 2016), the average monthly numbers of pre- and post-deployment assessments (18,412 and 10,920, respectively) were the fourth lowest and lowest of any 12-month period since the first such period ended in January 2004 (Table 1). For the purposes of this report about service members' responses to the assessment questions, it is important to note that the denominator is the total number of service members who completed deployment-related assessments, not the total number of service members eligible for the assessments.

During the past 12 months, the percentages of total returned deployers who rated their health as either "fair" or "poor" ranged from 5.3%–7.8% on post-deployment health assessment questionnaires and 7.1%–9.0% on PDHRA questionnaires (Figure 2). The percentages of total service members who rated their health as either "fair" or "poor" on the pre-deployment questionnaires during this period varied between 2.9% and 4.5%.

In general, the percentages of reserve component members reporting "exposure concerns" and "health concerns" on post-deployment assessments and reassessments have been consistently higher than among active component members (Table 2, Figure 3). Compared to their respective counterparts, service members in the active component of the Marine Corps and reserve component of the Army were more likely to report exposure concerns 3–6 months after deployment than at the time of return from deployment (Table 2).

At the time of return from deployment, 15% of active component and 15% of reserve component service members reported any depression symptoms. Service members in the active and reserve components of the Army and the Navy, and reserve component of the Marine Corps were more likely than other deployers to receive mental health referrals at the time of post-deployment assessment; 3–6 months after returning from deployment, at the time of the PDHRA, reservists in the Army and the Navy were more likely than their active component counterparts to receive mental health referrals (Table 2).

Table 1. Numbers of deployment-related health assessment forms, by month, U.S. Armed Forces, May 2015–April 2016

	Pre-deployment assessment DD 2795		Post-deployment assessment DD 2796		Post-deployment reassessment DD 2900	
	No.	%	No.	%	No.	%
Total	220,940	100	131,035	100	241,718	100
Average	18,412	.	10,920	.	20,143	.
2015						
May	18,928	8.6	7,373	5.6	20,112	8.3
June	17,935	8.1	10,386	7.9	20,266	8.4
July	17,886	8.1	13,069	10.0	19,776	8.2
August	19,847	9.0	10,457	8.0	21,390	8.8
September	18,510	8.4	14,131	10.8	17,158	7.1
October	19,488	8.8	13,063	10.0	18,357	7.6
November	12,659	5.7	10,303	7.9	19,149	7.9
December	16,418	7.4	11,762	9.0	19,439	8.0
2016						
January	20,611	9.3	9,519	7.3	21,801	9.0
February	18,141	8.2	7,564	5.8	21,145	8.7
March	19,026	8.6	13,616	10.4	23,718	9.8
April	21,491	9.7	9,792	7.5	19,407	8.0

Source: Defense Medical Surveillance System (DMSS) as of 06MAY2016
Prepared by Armed Forces Health Surveillance Branch (AFHSB)

Figure 2. Percentages of deployment health assessment forms with self-assessed health status rated as "fair" or "poor", by month, U.S. Armed Forces, May 2015–April 2016

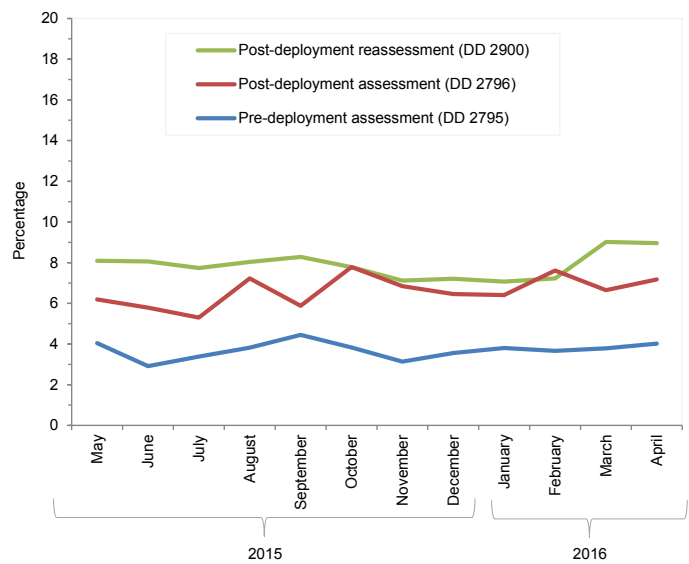
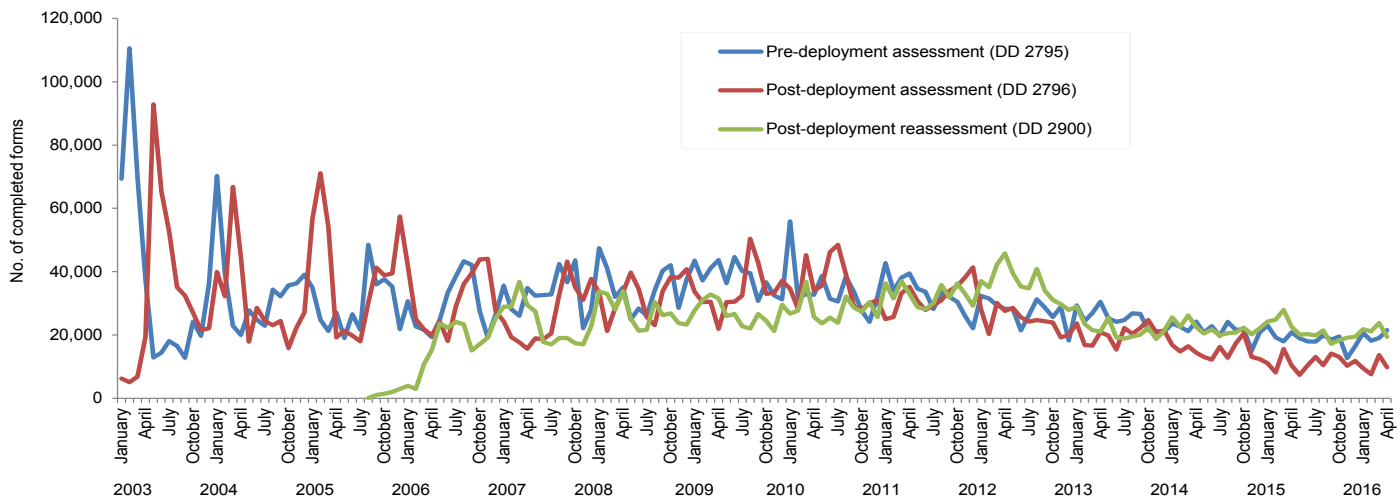


Figure 1. Numbers of deployment health assessment and reassessment forms, by month, U.S. Armed Forces, January 2003–April 2016



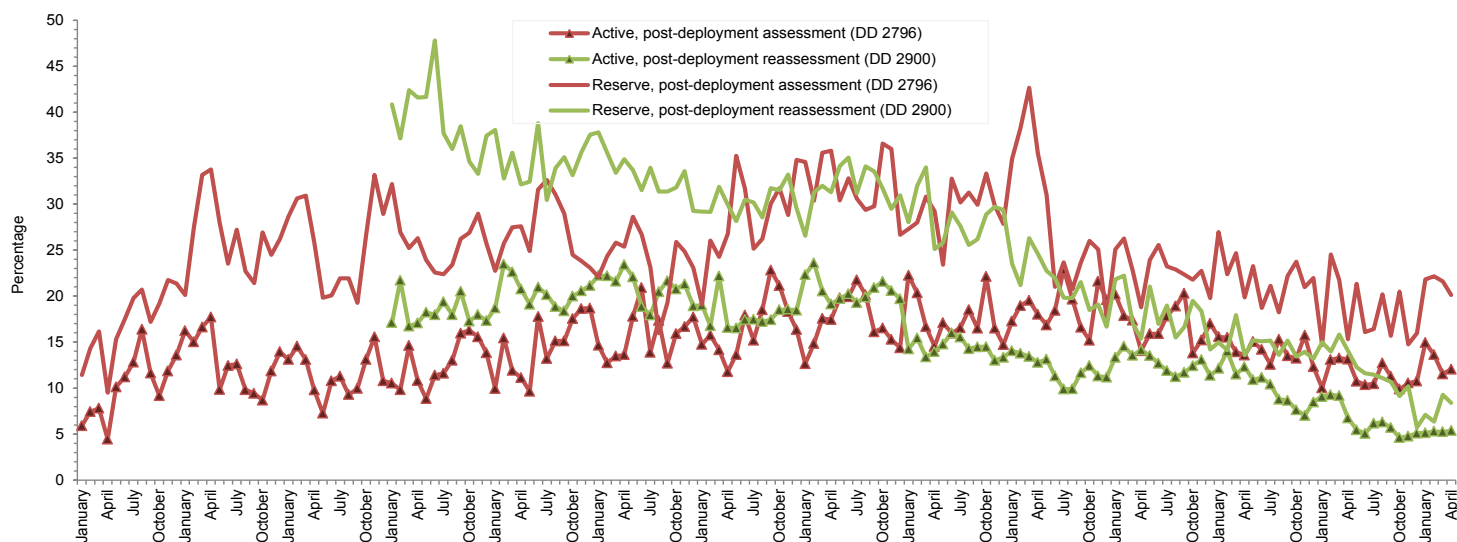
Data Source: Defense Medical Surveillance System

Table 2. Percentages of service members who completed assessments and endorsed selected questions or had referrals indicated on health assessment forms, U.S. Armed Forces, May 2015–April 2016

	Army			Navy			Air Force			Marine Corps			All service members		
	Pre-deploy DD2795	Post-deploy DD2796	Reassessmt DD2900	Pre-deploy DD2795	Post-deploy DD2796	Reassessmt DD2900	Pre-deploy DD2795	Post-deploy DD2796	Reassessmt DD2900	Pre-deploy DD2795	Post-deploy DD2796	Reassessmt DD2900	Pre-deploy DD2795	Post-deploy DD2796	Reassessmt DD2900
	n	n=	n=	n=	n=	n=	n=	n=	n=	n=	n=	n=	n=	n=	n=
Active component	93,036	38,875	87,002	6,863	6,205	8,502	37,785	34,652	69,179	17,686	15,046	14,017	155,370	94,778	178,700
	%	%	%	%	%	%	%	%	%	%	%	%	%	%	%
General health "fair" or "poor"	5.8	9.0	4.6	1.9	5.1	3.6	1.2	2.7	1.2	2.9	5.6	6.9	4.2	5.9	3.5
Health concerns, not wound or injury	7.2	20.2	6.6	3.2	10.9	7.1	3.2	7.6	7.6	3.4	8.6	8.1	5.6	13.1	7.1
Health worse now than before deployed	na	71.9	32.0	na	70.3	54.8	na	60.8	27.4	na	70.8	66.2	na	67.6	34.0
Exposure concerns	na	12.5	5.2	na	14.7	10.5	na	11.3	3.0	na	8.7	14.8	na	11.6	5.4
PTSD symptoms (2 or more)	na	6.0	3.5	na	3.6	7.1	na	2.2	3.3	na	2.7	7.5	na	3.9	3.9
Depression symptoms (any)	na	21.5	9.3	na	15.7	17.2	na	8.5	9.4	na	14.6	19.3	na	15.3	10.5
Referral indicated by provider (any)	7.3	19.2	17.6	5.1	27.8	12.9	5.9	12.6	8.9	5.5	17.4	14.5	6.7	17.1	13.8
Mental health referral indicated ^a	2.1	3.2	14.5	0.8	4.1	10.4	0.9	1.5	7.4	0.7	2.0	12.4	1.6	2.4	11.4
Medical visit following referral ^b	99.4	99.5	98.3	88.7	87.4	89.4	100.0	99.4	99.5	86.2	89.8	91.0	98.0	96.2	97.5
	Army			Navy			Air Force			Marine Corps			All service members		
	Pre-deploy DD2795	Post-deploy DD2796	Reassessmt DD2900	Pre-deploy DD2795	Post-deploy DD2796	Reassessmt DD2900	Pre-deploy DD2795	Post-deploy DD2796	Reassessmt DD2900	Pre-deploy DD2795	Post-deploy DD2796	Reassessmt DD2900	Pre-deploy DD2795	Post-deploy DD2796	Reassessmt DD2900
Reserve component	22,474	15,513	14,133	2,163	1,811	3,277	12,824	10,230	20,486	589	230	10,740	38,050	27,784	48,636
	%	%	%	%	%	%	%	%	%	%	%	%	%	%	%
General health "fair" or "poor"	1.2	10.5	13.0	0.3	8.6	5.7	0.9	4.6	1.5	0.8	9.6	0.5	1.1	8.2	4.9
Health concerns, not wound or injury	2.7	23.5	18.8	1.2	40.6	8.5	1.7	9.6	3.6	2.2	28.7	2.5	2.3	19.6	8.1
Health worse now than before deployed	na	69.4	77.3	na	76.4	43.7	na	66.6	24.9	na	75.2	4.0	na	68.9	36.8
Exposure concerns	na	18.0	21.1	na	38.6	18.0	na	16.5	3.7	na	21.3	1.1	na	18.8	9.1
PTSD symptoms (2 or more)	na	7.6	13.2	na	6.4	11.5	na	1.7	2.6	na	7.8	6.9	na	5.4	7.2
Depression symptoms (any)	na	19.8	22.6	na	18.0	22.4	na	8.3	7.2	na	17.8	19.3	na	15.4	15.4
Referral indicated by provider (any)	4.0	27.6	43.9	4.5	40.9	25.9	2.9	15.4	8.4	4.8	54.3	13.2	3.7	24.2	21.0
Mental health referral indicated ^a	0.8	3.9	43.3	0.3	3.0	25.5	0.4	1.3	8.2	1.5	4.3	12.0	0.6	2.9	20.4
Medical visit following referral ^b	94.6	98.6	46.8	92.9	99.8	60.4	75.9	71.5	57.9	100.0	52.5	39.9	89.7	92.2	49.2

^aIncludes behavioral health, combat stress and substance abuse referrals.
^bRecord of inpatient or outpatient visit within 6 months after referral.

Figure 3. Percentages of service members who completed assessments and endorsed exposure concerns on post-deployment health assessments or reassessments, by component, by month, U.S. Armed Forces, January 2003–April 2016



Data Source: Defense Medical Surveillance System