



Clark Health Clinic, Joel Health Clinic, Robinson Health Clinic Volume II

Table of Contents

| Part | Page |
|---|------|
| A. Data Call | 3 |
| B. DHA TRICARE Health Plan Network Review | 9 |
| C. Network Insight Assessment Summary (Independent Government Assessment) | 14 |
| E. Clark Health Clinic P4I Measures | 44 |
| F. Robinson Health Clinic P4I Measures | 60 |
| G. Joel Health Clinic P4I Measures | 77 |
| H. MTF Mission Brief | 94 |
| I. MTF Portfolio (Full) | 112 |

Part A: Fort Bragg Data Call

Mission Readiness

| MTF Name | MTF DMIS ID | Officer | WO | Enlisted | ARC | Civ | Total |
|----------|-------------|---------|----|----------|-----|------|-------|
| Womack | 0089 | 466 | 1 | 402 | 0 | 2972 | 3841 |

Installation

| Installation Name | MTF DMIS ID | Installation Mission | Medical Units assigned to mission |
|-------------------|-------------|--|--|
| Fort Bragg | 0089 | Global Response Force, Airfield Operations, FORSCOM, USARC, USASOC and 18 Airborne Corps HQs | Organic Unit Medical Support, 44th Medical Brigade, Joint Special Operations Medical Training Center, Ambulance, Air Ambulance, occ/env health, Preventive Med, Veterinary Services, Dental Services |
| Camp Mackall | 0089 | USASOC Training | Ambulance, Primary Care, Behavioral Health |

Part A: Fort Bragg Data Call

Medical Education and Training – Officer Medical Training

| Name of Program | Certified DOD New Starts | Number In program | Program Length | Non-military Users | Associated locations |
|-------------------------------|--------------------------|-------------------|----------------|--------------------|---|
| Family Medicine Residency | 9 | 27 | 3 years | 0 | Cape Fear Valley, Nemours Children's Hospital |
| OB/Gyn Residency | 3 | 12 | 4 years | 0 | Cape Fear Valley |
| USAGPAN | 2 | 4 | 6 months | 0 | From AMEDD C&S/TRADOC |
| IPAP | ? | 9 | 2 | 0 | From AMEDD C&S/TRADOC, trainee # varies from 4-5/year, rotate in Wilmington and Elvis Presley Hospital in Memphis |
| Social Work Internship | ? | 8 | 1 | 0 | From AMEDD C&S/TRADOC |
| Clin Psych Residency | 1 | 1 | 1 | | |
| Clin Psych Internship | 1 | 1 | 1 | 0 | |
| Primary Care Eye (Optometry) | 1 | 1 | 1 | 0 | |
| Podiatry Residency | 2/yr | 6 | 2 | 0 | Triservice Program |
| Clinical Pharmacy Residency | 1 | 1 | 1 | | CFVMC |
| Neuroptometry Residency | 1 | 1 | 1 | | |
| IPAP | ? | 9 | 2 | 0 | Come from AMEDD C&S/TRADOC, new starts 3x/year |
| FYGV (Vet) | ? | 4 | 1 | 0 | Students are not assigned to WAMC, under Vet Corps |
| DNP (USUHS Program) | 1 | 1 | 1 | 0 | |
| CNTP | ? | 8-May | 3 months | 0 | New trianees arrive q3 months, variable # |
| Transitional Year Internship* | 6 | 0 | 1 | 0 | Start 1 July 2020 |
| Internal Med Residency* | 5 | 0 | 3 | 0 | Start 1 July 2020; UNC |
| General Surgery Residency* | 2 | 0 | 5 | 0 | Start 1 July 2021; UNC, Carolinas Medical, possibly Wake-Med |
| Orthopedic Surgery Residency* | 2 | 0 | 5 | 2 | Start 1 July 2022, combined with CFVMC (2 civ, 2 mil); Nemours Children's Hospital, Duke, CFVMC |

*Future Programs

Part A: Fort Bragg Data Call

Medical Education and Training – Enlisted Medical Training (1 of 2)

| Name of program | Associated locations | Capacity of program | Utilization of program | Length of program | Non-military utilization |
|---|--|---|--|---|---|
| EMT Basic | FTCC Spring Lake Campus for the classroom instruction, clinical rotations completed at WAMC. | Yearly capacity to teach 180 students for FY19. 6 classes, 30 students per class. | Program is utilized by Fort Bragg units. | 6 days a week, for 3 weeks. | N/A |
| National Registry Paramedic - Resident Program | FTCC Spring Lake Campus for the classroom instruction, hospital clinical rotations completed at WAMC, ambulance rotations completed in surrounding civilian county EMS services. | Yearly capacity to teach 216 students for FY19. Monthly classes, 18 students per class. | Program is utilized by Fort Bragg units and 18 other installation. Includes SM's from all branches of the military and special operations. | 6 days a week, for 20 weeks. | Capable of being utilized by GS employees, but not utilized in that capacity. |
| National Registry Paramedic - DL Program | FTCC Spring Lake Campus for the classroom instruction, hospital clinical rotations completed at WAMC, ambulance rotations completed in surrounding civilian county EMS services and home stations. | Yearly capacity to teach 200 students for FY19. 40 students per class. | Program is utilized by Fort Bragg units and 18 other installation. | 28 weeks. First 8 weeks in person at Fort Bragg, 18 weeks online at home station, last 2 weeks at Fort Bragg for final testing. | Capable of being utilized by GS employees, but not utilized in that capacity. |
| Critical Care - FP-C, CCP-C, CTRN, CFRN or CCRN | Taylor/Sandri Medical Training Center | Yearly capacity to teach 240 students for FY19. 5 days a week, 20 students per class. | Program is utilized by Fort Bragg units and 18 other installation. Includes SM's from all branches of the military and special operations. | 2 weeks. | GS employees. Capable to enhance critical care capabilities. |

Part A: Fort Bragg Data Call

Medical Education and Training – Enlisted Medical Training (1 of 2)

| Name of program | Associated locations | Capacity of program | Utilization of program | Length of program | Non-military utilization |
|--|---|--|--|-------------------|--------------------------------------|
| Delayed Evacuation Casualty Management (DECM) Course | Taylor/Sandri Medical Training Center Delayed Evacuation Casualty Management (DECM) was developed to prepare the 68W for unified land operations in an unknown battlefield. Future operational environments may require field care lasting hours to days before evacuation can be achieved. The potential for extended field care necessitates increased training and mission planning in order to prepare for this complex environment. Delayed (or Prolonged) Evacuation Casualty Management is required when evacuation is prolonged due to distance, lack of evacuation platform, or evacuation cannot be performed within the 4-hour time frame doctrinally dictated for priority patients. | DECM has a yearly capacity to teach 256 Student for FY19. 16 Classes, 16 Student per Class | 12 Location around the Army are utilizing this program with 4 additional locations in the near future. 1 Navy facility is using this program with 1 other coming online as well shortly. As of 1 April 2019 Fort Bragg has trained 301 Army Personnel and 42 Navy personnel | 5 Day Course | 2 GS employees have attend since Jan |
| Medical Education and Demonstration of Individual Competence (M.E.D.I.C.) Tables | Taylor/Sandri Medical Training Center | Yearly capacity to teach 240 students for FY19. 20 students per class. | Program is utilized by Fort Bragg units, NC National Guard and Special Operations. | 6 days. | N/A |
| Tactical Combat Casualty Care for Medical Personnel | Taylor/Sandri Medical Training Center | Yearly capacity to teach 240 students for FY19. 20 students per class. | Program is utilized by Fort Bragg units. | 3 days. | N/A |

Part A: Fort Bragg Data Call

EFMP (1 of 2)

| | APG | EFMs requiring the specialty | MTF availability | NETWORK availability |
|----------------------------------|-----|------------------------------|------------------|----------------------|
| FAMILY PRACTITIONER | 94 | 2109 | X | X |
| PEDIATRICIAN | 65 | 1690 | X | X |
| OTHER UNSPECIFIED PROVIDER | 58 | 1250 | | |
| SPEECH LANGUAGE PATHOLOGIST | 30 | 833 | X | X |
| DEVELOPMENTAL PEDIATRICIAN | 30 | 724 | X | X |
| OCCUPATIONAL PEDIATRIC THERAPIST | 19 | 658 | X | X |
| PSYCHIATRIST, PEDIATRIC | 25 | 534 | X | X |
| PSYCHOLOGIST - PEDIATRIC | 25 | 475 | X | X |
| PHYSICAL THERAPIST | 15 | 411 | X | X |
| PSYCHIATRIST, ADULT | 15 | 432 | | X |
| SOCIAL WORKER | 16 | 344 | X | X |
| NEUROLOGIST, PEDIATRIC | 9 | 348 | | X |
| BEHAVIOR ANALYST (ABA) | 6 | 433 | | X |
| PSYCHOLOGIST - ADULT | 17 | 363 | X | X |
| OPHTHALMOLOGIST, PEDIATRIC | 10 | 322 | | X |
| ALLERGIST/IMMUNOLOGIST | 19 | 308 | X | X |
| AUDIOLOGIST | 18 | 278 | X | X |
| CARDIOLOGIST, PEDIATRIC | 14 | 220 | X | X |
| NEUROLOGIST, ADULT | 9 | 226 | X | X |

| | APG | EFMs requiring the specialty | MTF availability | NETWORK availability |
|--------------------------------|-----|------------------------------|------------------|----------------------|
| OTORHINOLARYNGOLOGIST | 12 | 237 | X | X |
| GASTROENTEROLOGIST, PEDIATRIC | 10 | 195 | X | X |
| DIETARY/NUTRITION SPECIALIST | 9 | 210 | X | X |
| ENDOCRINOLOGIST, PEDIATRIC | 11 | 186 | X | X |
| ENDOCRINOLOGIST, ADULT | 8 | 188 | X | X |
| INTERNIST | 12 | 159 | X | X |
| GYNECOLOGIST | 9 | 167 | X | X |
| OPHTHALMOLOGIST, ADULT | 4 | 160 | X | X |
| DERMATOLOGIST | 9 | 149 | X | X |
| GENETICS | 6 | 131 | | X |
| GASTROENTEROLOGIST, ADULT | 7 | 146 | X | X |
| ORTHOPEDIC SURGEON - PEDIATRIC | 9 | 136 | | X |
| CARDIOLOGIST, ADULT | 7 | 130 | X | X |
| RHEUMATOLOGIST, ADULT | 5 | 115 | X | X |
| PULMONOLOGIST - ADULT | 10 | 103 | X | X |
| NEUROSURGEON | | 96 | | X |
| HEMATOLOGIST/ONCOLOGIST, ADULT | 5 | 95 | X | X |
| PAIN CLINIC | 4 | 99 | X | X |

Part A: Fort Bragg Data Call

EFMP (2 of 2)

| | APG | EFMs requiring the specialty | MTF availability | NETWORK availability |
|---------------------------------------|-----|------------------------------|------------------|----------------------|
| SURGEON, ADULT ORTHOPEDIC | 3 | 84 | X | X |
| HEMATOLOGIST/ONCOLOGIST, PEDIATRIC | 1 | 65 | | X |
| PULMONOLOGIST - PEDIATRIC | 2 | 79 | | X |
| NEPHROLOGIST, PEDIATRIC | 3 | 55 | | X |
| ELECTROPHYSIOLOGIST | 4 | 62 | | X |
| SURGEON, PEDIATRIC | 7 | 50 | | X |
| SURGEON, GENERAL | 1 | 56 | X | X |
| UROLOGIST - ADULT | 2 | 51 | X | X |
| NEPHROLOGIST, ADULT | 2 | 45 | X | X |
| RADIATION ONCOLOGIST | 4 | 47 | | X |
| PHYSIATRIST (PHYSICAL REHABILITATION) | 1 | 40 | X | X |
| OCCUPATIONAL THERAPIST | | 41 | X | X |
| RESPIRATORY THERAPIST | 1 | 30 | X | X |
| CARDIAC/THORACIC SURGEON | 4 | 24 | | X |
| NEUROPSYCHOLOGIST | 3 | 33 | X | X |
| PLASTIC SURGEON - ADULT | 6 | 20 | X | X |
| PSYCHIATRIST NURSE PRACTITIONER | | 32 | | X |
| RHEUMATOLOGIST, PEDIATRIC | 2 | 15 | | X |

| | APG | EFMs requiring the specialty | MTF availability | NETWORK availability |
|------------------------------------|-----|------------------------------|------------------|----------------------|
| UROLOGIST - PEDIATRIC | 1 | 27 | | X |
| PODIATRIST | | 27 | X | X |
| VASCULAR SURGEON | 1 | 20 | X | X |
| PHYSICAL PEDIATRIC THERAPIST | | 15 | X | X |
| PEDIATRIC NURSE PRACTITIONER | 2 | 20 | X | X |
| TRANSPLANT TEAM | 1 | 11 | | X |
| OCCUPATIONAL THERAPIST - PEDIATRIC | | 7 | X | X |
| CLEFT PALATE TEAM - PEDIATRIC | | 12 | | X |
| INFECTIOUS DISEASE | 1 | 8 | X | X |
| ORAL SURGEON | | 10 | X | X |
| GYN/ONCOLOGIST | | 7 | X | X |
| PLASTIC SURGEON - PEDIATRIC | | 7 | | X |
| SURGEON, OTORHINOLARYNGOLOGY | | 4 | X | X |
| DIALYSIS TEAM | | 6 | | X |
| HEMODIALYSIS TEAM | | 1 | ? | X |
| PEDIATRIC SURGEON | | 3 | | X |
| NUCLEAR MEDICINE | | 1 | X | X |
| ORTHODONTIST | | 1 | | X |
| DENTIST | | | X | X |

Part B: DHA TRICARE Health Plan Network Review



Information Briefing Network Capabilities Robinson, Joel, Clark Clinics FT Bragg Prime Service Area 05 April 2019



“Medically Ready Force...Ready Medical Force”

Part B: DHA TRICARE Health Plan Network Review

Problem Statement



Request by NDAA 703 Workgroup to provide an assessment of the capability of the purchased care network to absorb clinic workload and enrollment currently being provided at **Robinson, Joel, and Clark Clinics, FT Bragg, NC**

Part B: DHA TRICARE Health Plan Network Review

Methodology Overview



- Using M2/DHA Portfolios workload data, THP quantifies MTF capabilities /capacity/enrollment projected to shift to Purchased Sector Care (PSC) Market
 - Specialty care is defined as a 60-minute drive from physical address to specialist location. Assuming most beneficiaries live on post that are enrolled to the MTF, the network assessments will use 40 miles (urban) and 55 miles (rural) to approximate drive-time.
 - Primary care is defined as a 30-minute drive from physical address to address of PCM location. Assuming most beneficiaries live on post that are enrolled to the MTF, the network assessments will use 15 miles (urban) and 30 miles (rural) to approximate drive-time. PCPs generally have relatively full panels. Assuming the MCSC could contract 50% of the community non-network PCMs within the respective mile radius, an additional empanelment per provider is calculated.
- Utilizing workload data provided by THP, MCSC identifies/quantifies current PSC capabilities/capacity to absorb MTF workload
- THP summarizes ability of PSC to meet the new demand for services projected to shift from the MTF to PSC

Specialty Legend:

- **Green:** No anticipated problems meeting workload with ATC standards.
- **Yellow:** Current or Potential for increased appointment wait time and/or drive time.
- **Red:** Anticipate exceeding appointment wait time and/or drive time standards.

Primary Care Legend:

- **Green:** Up to 2.5% more enrollees (<49) easily
- **Yellow:** 2.5% - 5% (50-99) with moderate difficulty
- **Red:** > 5% (100+) with great difficulty

Part B: DHA TRICARE Health Plan Network Review

PSC Assessment Robinson, Joel and Clark Clinics *Civilian Network Capabilities*



MCSC ASSESSMENT OF CIVILIAN NETWORK CAPABILITIES

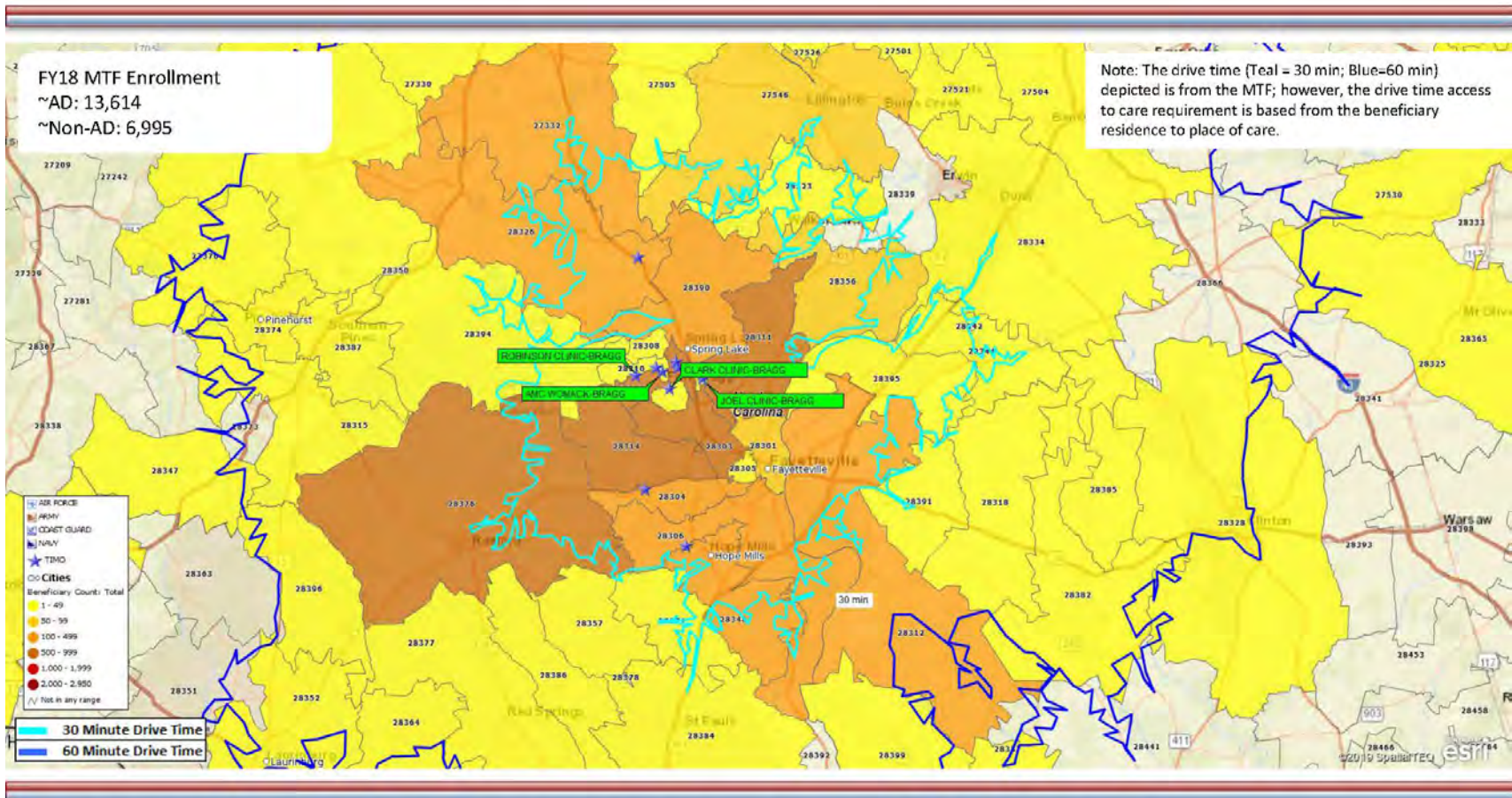
- **Primary Care:** Current capabilities: (**green**). Capabilities with absorbed workload: (**red**)
- **Optometry:** Current capabilities: (**green**). Capabilities with absorbed workload: (**green**)

Considerations:

- If the non-ADSMs all go to the network and not to PCMs within AMC Bragg, then within a 15-mile radius of Robinson, Joel and Clark Clinics, 137 TRICARE Primary Care Managers (PCMs) are currently accepting new patients. Assuming the MCSC could contract 50% of the 18 non-network PCMs within the 15-mile radius, each PCM would have to empanel 201 beneficiaries.
- There are six network facilities within drive time of Robinson, Joel and Clark Clinics that offer like services currently provided by the MTF with more than adequate access to care.
- There are 20 urgent care centers within 25 miles of the Robinson, Joel and Clark Clinics.
- When shifting workload to the network, a phased approach should be developed.
- Case managed enrollees should have a warm hand-off to the MCSC.

Part B: DHA TRICARE Health Plan Network Review

Clark Clinic TRICARE Non-AD MTF Enrollees





MHS Section 703 Workgroup

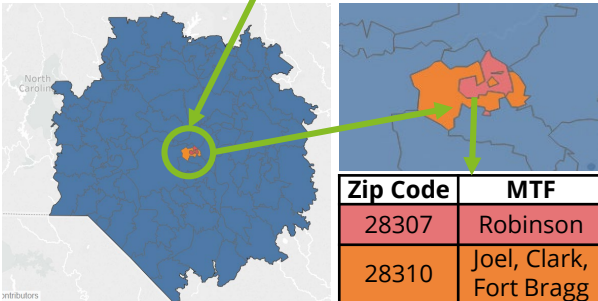
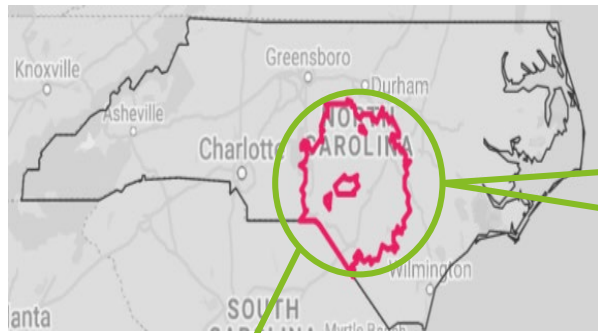
Womack-Bragg (Robinson, Joel, and Clark Clinics)

Network Assessment Discussion

16 January 2020

Network Assessment: Womack-Bragg Clinics (1 of 8)

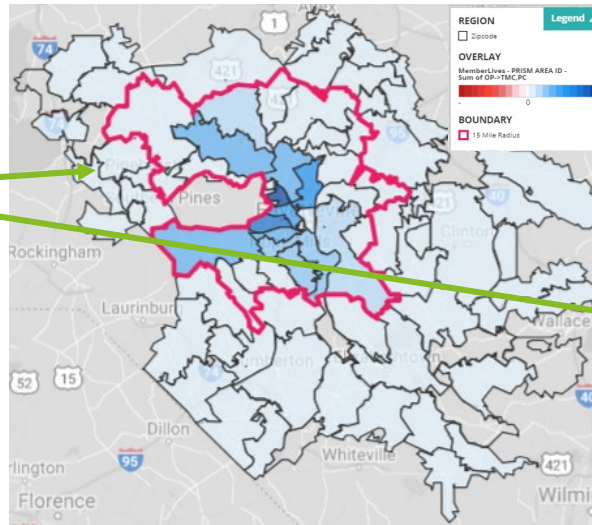
Scenario: Womack-Bragg has three clinics: Robinson, Joel, and Clark, which are being evaluated for conversion to Service Member Only Clinics



| Zip Code | MTF |
|----------|-------------------------|
| 28307 | Robinson |
| 28310 | Joel, Clark, Fort Bragg |

The three clinics span 2 overlapping zip codes; zip code 28310 was used to determine drive times around the MTF

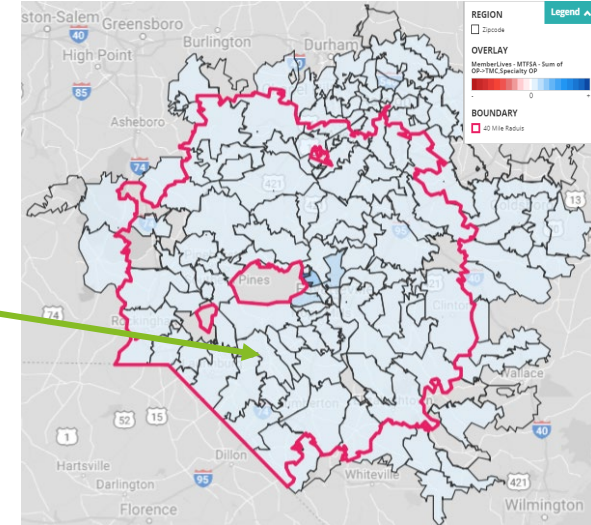
- 94% of non-AD MTF Prime & Plus beneficiaries are living within the 30-minute drive-time boundary for Primary Care, concentrated around the MTF location
- 95% of MTF Prime, Reliant & Medicare Eligible beneficiaries are living within the 60-minute drive-time boundary for Specialty Care, concentrated around the MTF location



Shading is based on population within the zip code and map scale

| Beneficiary Category* | Within 30-min | Within 60-min | Outside 60-min |
|-------------------------------|---------------|---------------|----------------|
| Non-AD MTF Prime ¹ | 24,813 | 432 | 0 |
| Plus | 2,722 | 255 | 0 |
| Total | 27,535 | 687 | 0 |

1: Includes 382 Medicare Eligible MTF Prime beneficiaries



| Beneficiary Category* | Within 30-min | Within 60-min | Outside 60-min |
|------------------------|---------------|---------------|----------------|
| MTF Prime ² | 56,863 | 460 | 0 |
| Reliant | 26 | 0 | 0 |
| Medicare Eligible | 2,722 | 255 | 0 |
| Total | 59,611 | 715 | 0 |

2: Includes 382 Medicare Eligible MTF Prime beneficiaries

Impacted Beneficiaries:

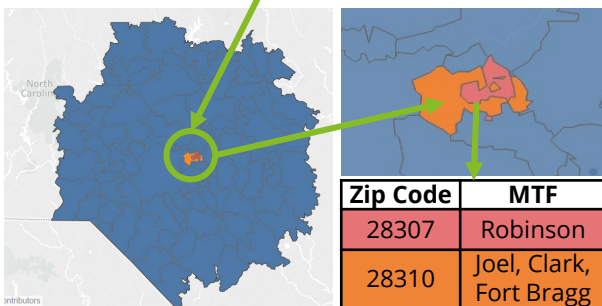
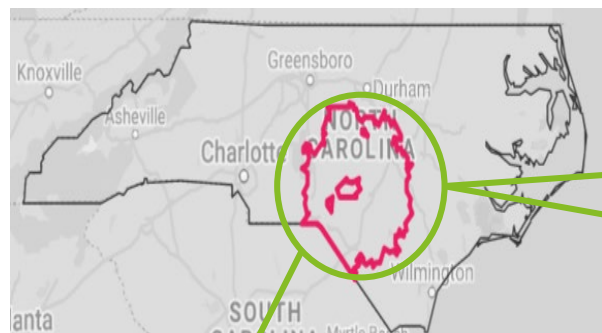
Specialty OP (if applicable): MTF Prime + Reliant + Medicare Eligible (MTF Service Area ID)
PC: Non-AD MTF Prime + Plus (PRISM Area ID)

* Impacted Beneficiaries for Womack-Bragg clinics were calculated by Enrollment Site due to individual clinics not being assigned member lives by Catchment ID, MTF Services Area, or PRISM ID. The Enrollment IDs were restricted to zip codes within 40 minutes of Womack-Bragg

Note: To estimate the geographic market within a 30-minute drive time of the MTF, we assumed an average driving speed of 30 MPH, and thus a 15-mile radius around the zip code of the MTF was determined as the geographic market

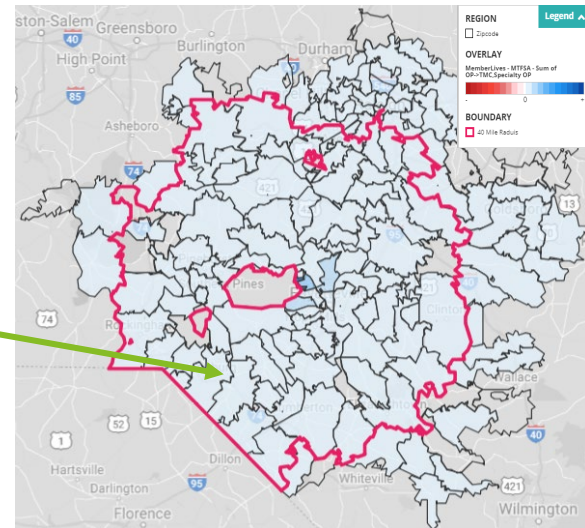
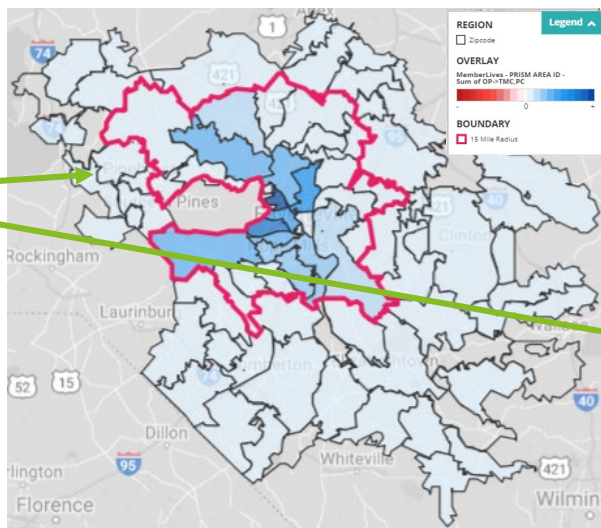
Network Assessment: Clark Clinic Only (2 of 8)

Scenario: One of the Womack-Bragg clinics, Clark, is being visited to consider conversion to a Service Member Only Clinic from an Outpatient facility



The three clinics span 2 overlapping zip codes; zip code 28310 was used to determine drive times around the MTF

- 98% of non-AD MTF Prime & Plus beneficiaries are living within the 30-minute drive-time boundary for Primary Care, concentrated around the MTF location
- 99% of MTF Prime, Reliant & Medicare Eligible beneficiaries are living within the 60-minute drive-time boundary for Specialty Care, concentrated around the MTF location



Shading is based on population within the zip code and map scale

| Beneficiary Category* | Within 30-min | Within 60-min | Outside 60-min |
|-------------------------------|---------------|---------------|----------------|
| Non-AD MTF Prime ¹ | 6,222 | 129 | 0 |
| Plus | 389 | 30 | 0 |
| Total | 6,611 | 159 | 0 |

1: Includes 80 Medicare Eligible MTF Prime beneficiaries

| Beneficiary Category* | Within 30-min | Within 60-min | Outside 60-min |
|------------------------|---------------|---------------|----------------|
| MTF Prime ² | 19,161 | 138 | 0 |
| Reliant | 17 | 0 | 0 |
| Medicare Eligible | 388 | 30 | 0 |
| Total | 19,566 | 168 | 0 |

2: Includes 80 Medicare Eligible MTF Prime beneficiaries

Impacted Beneficiaries:

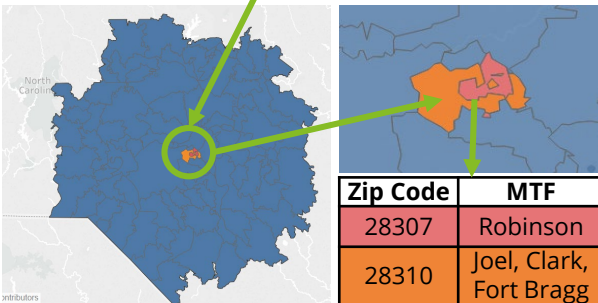
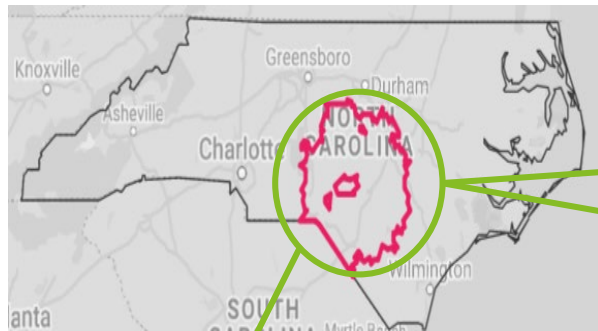
Specialty OP (if applicable): MTF Prime + Reliant + Medicare Eligible (MTF Service Area ID)
PC: Non-AD MTF Prime + Plus (PRISM Area ID)

* Impacted Beneficiaries for Womack-Bragg clinics were calculated by Enrollment Site due to individual clinics not being assigned member lives by Catchment ID, MTF Services Area, or PRISM ID. The Enrollment IDs were restricted to zip codes within 40 minutes of Womack-Bragg

Note: To estimate the geographic market within a 30-minute drive time of the MTF, we assumed an average driving speed of 30 MPH, and thus a 15-mile radius around the zip code of the MTF was determined as the geographic market

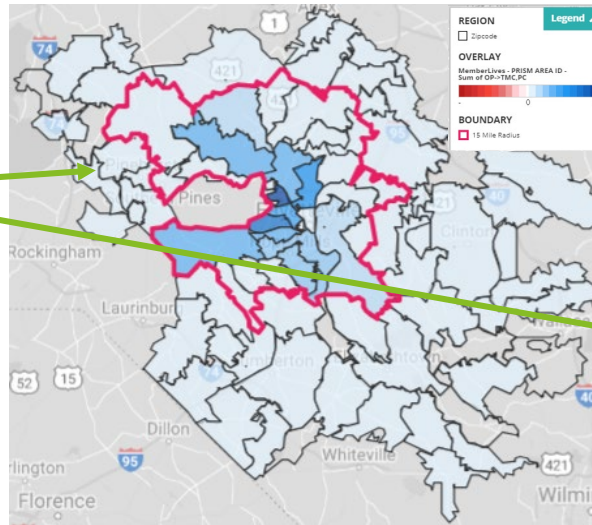
Network Assessment: Joel Clinic Only (3 of 8)

Scenario: One of the Womack-Bragg clinics, Joel, is being visited to consider conversion to a Service Member Only Clinic from an Outpatient facility



The three clinics span 2 overlapping zip codes; zip code 28310 was used to determine drive times around the MTF

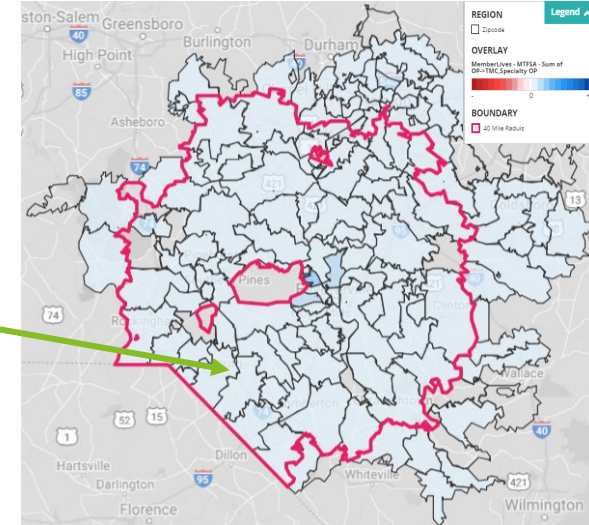
- 98% of non-AD MTF Prime & Plus beneficiaries are living within the 30-minute drive-time boundary for Primary Care, concentrated around the MTF location
- 99% of MTF Prime, Reliant & Medicare Eligible beneficiaries are living within the 60-minute drive-time boundary for Specialty Care, concentrated around the MTF location



Shading is based on population within the zip code and map scale

| Beneficiary Category* | Within 30-min | Within 60-min | Outside 60-min |
|-------------------------------|---------------|---------------|----------------|
| Non-AD MTF Prime ¹ | 6,428 | 121 | 0 |
| Plus | 1,413 | 171 | 0 |
| Total | 7,841 | 292 | 0 |

1: Includes 80 Medicare Eligible MTF Prime beneficiaries



| Beneficiary Category* | Within 30-min | Within 60-min | Outside 60-min |
|------------------------|---------------|---------------|----------------|
| MTF Prime ² | 11,109 | 137 | 0 |
| Reliant | 3 | 0 | 0 |
| Medicare Eligible | 1,413 | 171 | 0 |
| Total | 12,525 | 308 | 0 |

2: Includes 80 Medicare Eligible MTF Prime beneficiaries

Impacted Beneficiaries:

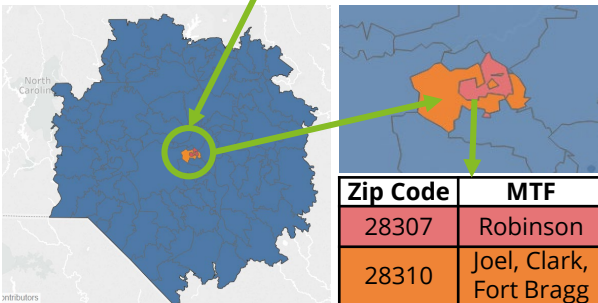
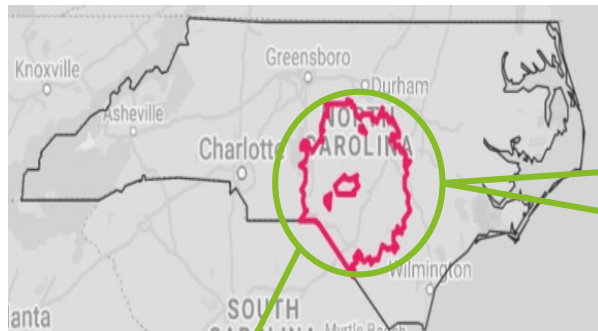
Specialty OP (if applicable): MTF Prime + Reliant + Medicare Eligible (MTF Service Area ID)
PC: Non-AD MTF Prime + Plus (PRISM Area ID)

* Impacted Beneficiaries for Womack-Bragg clinics were calculated by Enrollment Site due to individual clinics not being assigned member lives by Catchment ID, MTF Services Area, or PRISM ID. The Enrollment IDs were restricted to zip codes within 40 minutes of Womack-Bragg

Note: To estimate the geographic market within a 30-minute drive time of the MTF, we assumed an average driving speed of 30 MPH, and thus a 15-mile radius around the zip code of the MTF was determined as the geographic market

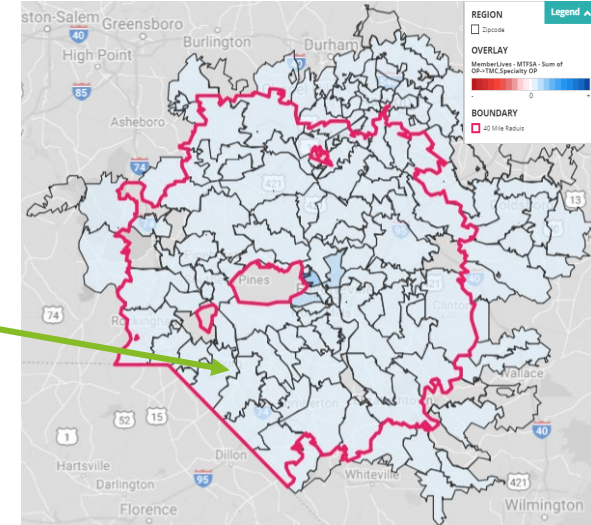
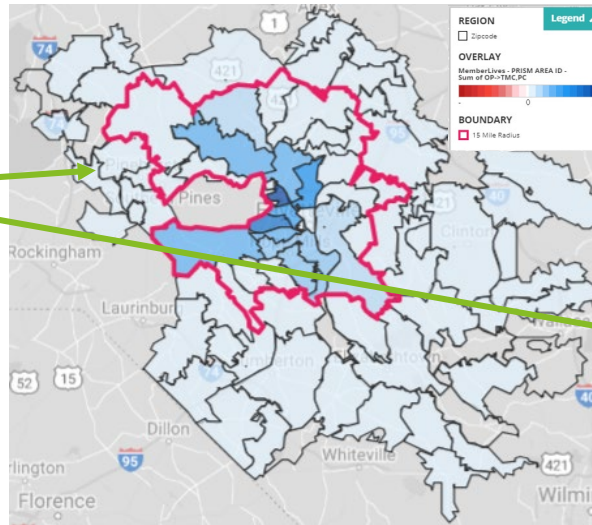
Network Assessment: Robinson Clinic Only (4 of 8)

Scenario: One of the Womack-Bragg clinics, Robinson, is being visited to consider conversion to a Service Member Only Clinic from an Outpatient facility



The three clinics span 2 overlapping zip codes; zip code 28310 was used to determine drive times around the MTF

- 98% of non-AD MTF Prime & Plus beneficiaries are living within the 30-minute drive-time boundary for Primary Care, concentrated around the MTF location
- 99% of MTF Prime, Reliant & Medicare Eligible beneficiaries are living within the 60-minute drive-time boundary for Specialty Care, concentrated around the MTF location



Shading is based on population within the zip code and map scale

| Beneficiary Category* | Within 30-min | Within 60-min | Outside 60-min |
|-------------------------------|---------------|---------------|----------------|
| Non-AD MTF Prime ¹ | 12,163 | 183 | 0 |
| Plus | 920 | 53 | 0 |
| Total | 13,083 | 236 | 0 |

1: Includes 80 Medicare Eligible MTF Prime beneficiaries

| Beneficiary Category* | Within 30-min | Within 60-min | Outside 60-min |
|------------------------|---------------|---------------|----------------|
| MTF Prime ² | 26,593 | 186 | 0 |
| Reliant | 6 | 0 | 0 |
| Medicare Eligible | 921 | 53 | 0 |
| Total | 27,520 | 239 | 0 |

2: Includes 80 Medicare Eligible MTF Prime beneficiaries

Impacted Beneficiaries:

Specialty OP (if applicable): MTF Prime + Reliant + Medicare Eligible (MTF Service Area ID)
PC: Non-AD MTF Prime + Plus (PRISM Area ID)

* Impacted Beneficiaries for Womack-Bragg clinics were calculated by Enrollment Site due to individual clinics not being assigned member lives by Catchment ID, MTF Services Area, or PRISM ID. The Enrollment IDs were restricted to zip codes within 40 minutes of Womack-Bragg

Note: To estimate the geographic market within a 30-minute drive time of the MTF, we assumed an average driving speed of 30 MPH, and thus a 15-mile radius around the zip code of the MTF was determined as the geographic market

Network Assessment: Womack-Bragg Clinics (5 of 8)

The potential impact of new MHS Beneficiaries* on the total population is well below the 10% threshold for both population groups and thus will not materially impact supply and demand of services in the market. However, consideration should be given to the significant number of Pediatric beneficiaries introduced to the PC Network and the young adult population introduced to the Specialty network

Primary Care:
Non-AD MTF
Prime, and Plus
Population

| Age Group | MHS Impacted Population | % of Total MHS Impacted Population | Population Total | % of Population Total | Impacted Population Introduced |
|--------------|-------------------------|------------------------------------|------------------|-----------------------|--------------------------------|
| 0 to 4 | 4,319 | 15.3% | 41,130 | 7.7% | 10.5% |
| 5 to 14 | 5,714 | 20.2% | 74,275 | 13.9% | 7.7% |
| 15 to 17 | 1,243 | 4.4% | 20,360 | 3.8% | 6.1% |
| 18 to 24 | 2,762 | 9.8% | 59,028 | 11.1% | 4.7% |
| 25 to 34 | 3,142 | 11.1% | 86,626 | 16.2% | 3.6% |
| 35 to 44 | 2,138 | 7.6% | 64,870 | 12.2% | 3.3% |
| 45 to 64 | 5,960 | 21.1% | 120,617 | 22.6% | 4.9% |
| 65 and over | 2,944 | 10.4% | 66,228 | 12.4% | 4.4% |
| Total | 28,222 | 100.0% | 533,134 | 100.0% | 5.3% |

Specialty OP:
MTF Prime,
Reliant, and
Medicare Eligible
Population

| Age Group | MHS Impacted Population | % of Total MHS Impacted Population | Population Total | % of Population Total | Impacted Population Introduced |
|--------------|-------------------------|------------------------------------|------------------|-----------------------|--------------------------------|
| 0 to 4 | 4,319 | 7.2% | 97,700 | 7.1% | 4.4% |
| 5 to 14 | 5,714 | 9.5% | 191,016 | 14.0% | 3.0% |
| 15 to 17 | 1,244 | 2.1% | 52,608 | 3.8% | 2.4% |
| 18 to 24 | 12,864 | 21.3% | 126,819 | 9.3% | 10.1% |
| 25 to 34 | 18,062 | 29.9% | 196,601 | 14.4% | 9.2% |
| 35 to 44 | 8,012 | 13.3% | 179,565 | 13.1% | 4.5% |
| 45 to 64 | 7,166 | 11.9% | 335,809 | 24.5% | 2.1% |
| 65 and over | 2,945 | 4.9% | 188,626 | 13.8% | 1.6% |
| Total | 60,326 | 100.0% | 1,368,744 | 100.0% | 4.4% |

* Impacted Beneficiaries for Womack-Bragg clinics were calculated by Enrollment Site due to individual clinics not being assigned member lives by Catchment ID, MTF Services Area, or PRISM ID

Network Assessment: Clark Clinic Only (6 of 8)

The potential impact of new MHS Beneficiaries* on the total population is well below the 10% threshold for both population groups and thus will not materially impact supply and demand of services in the market. Pediatric services will be particularly important, as 43% of beneficiaries are below the age of 18

Primary Care:
Non-AD MTF
Prime, and Plus
Population

| Age Group | MHS Impacted Population | % of Total MHS Impacted Population | Population Total | % of Population Total | Impacted Population Introduced |
|--------------|-------------------------|------------------------------------|------------------|-----------------------|--------------------------------|
| 0 to 4 | 1,085 | 16.0% | 41,130 | 7.7% | 2.6% |
| 5 to 14 | 1,506 | 22.2% | 74,275 | 13.9% | 2.0% |
| 15 to 17 | 341 | 5.0% | 20,360 | 3.8% | 1.7% |
| 18 to 24 | 639 | 9.4% | 59,028 | 11.1% | 1.1% |
| 25 to 34 | 702 | 10.4% | 86,626 | 16.2% | 0.8% |
| 35 to 44 | 639 | 9.4% | 64,870 | 12.2% | 1.0% |
| 45 to 64 | 1,446 | 21.4% | 120,617 | 22.6% | 1.2% |
| 65 and over | 412 | 6.1% | 66,228 | 12.4% | 0.6% |
| Total | 6,770 | 100.0% | 533,134 | 100.0% | 1.3% |

Specialty OP:
MTF Prime,
Reliant, and
Medicare Eligible
Population

| Age Group | MHS Impacted Population | % of Total MHS Impacted Population | Population Total | % of Population Total | Impacted Population Introduced |
|--------------|-------------------------|------------------------------------|------------------|-----------------------|--------------------------------|
| 0 to 4 | 1,085 | 5.5% | 97,700 | 7.1% | 1.1% |
| 5 to 14 | 1,506 | 7.6% | 191,016 | 14.0% | 0.8% |
| 15 to 17 | 341 | 1.7% | 52,608 | 3.8% | 0.6% |
| 18 to 24 | 3,365 | 17.1% | 126,819 | 9.3% | 2.7% |
| 25 to 34 | 7,171 | 36.3% | 196,601 | 14.4% | 3.6% |
| 35 to 44 | 3,755 | 19.0% | 179,565 | 13.1% | 2.1% |
| 45 to 64 | 2,099 | 10.6% | 335,809 | 24.5% | 0.6% |
| 65 and over | 412 | 2.1% | 188,626 | 13.8% | 0.2% |
| Total | 19,734 | 100.0% | 1,368,744 | 100.0% | 1.4% |

* Impacted Beneficiaries for Womack-Bragg clinics were calculated by Enrollment Site due to individual clinics not being assigned member lives by Catchment ID, MTF Services Area, or PRISM ID

Network Assessment: Joel Clinic Only (7 of 8)

The potential impact of new MHS Beneficiaries* on the total population is well below the 10% threshold for both population groups and thus will not materially impact supply and demand of services in the market.

Primary Care:
Non-AD MTF
Prime, and Plus
Population

| Age Group | MHS Impacted Population | % of Total MHS Impacted Population | Population Total | % of Population Total | Impacted Population Introduced |
|--------------|-------------------------|------------------------------------|------------------|-----------------------|--------------------------------|
| 0 to 4 | 864 | 10.6% | 41,130 | 7.7% | 2.1% |
| 5 to 14 | 1,509 | 18.6% | 74,275 | 13.9% | 2.0% |
| 15 to 17 | 355 | 4.4% | 20,360 | 3.8% | 1.7% |
| 18 to 24 | 687 | 8.4% | 59,028 | 11.1% | 1.2% |
| 25 to 34 | 751 | 9.2% | 86,626 | 16.2% | 0.9% |
| 35 to 44 | 576 | 7.1% | 64,870 | 12.2% | 0.9% |
| 45 to 64 | 1,815 | 22.3% | 120,617 | 22.6% | 1.5% |
| 65 and over | 1,576 | 19.4% | 66,228 | 12.4% | 2.4% |
| Total | 8,133 | 100.0% | 533,134 | 100.0% | 1.5% |

Specialty OP:
MTF Prime,
Reliant, and
Medicare Eligible
Population

| Age Group | MHS Impacted Population | % of Total MHS Impacted Population | Population Total | % of Population Total | Impacted Population Introduced |
|--------------|-------------------------|------------------------------------|------------------|-----------------------|--------------------------------|
| 0 to 4 | 864 | 6.7% | 97,700 | 7.1% | 0.9% |
| 5 to 14 | 1,509 | 11.8% | 191,016 | 14.0% | 0.8% |
| 15 to 17 | 356 | 2.8% | 52,608 | 3.8% | 0.7% |
| 18 to 24 | 2,175 | 16.9% | 126,819 | 9.3% | 1.7% |
| 25 to 34 | 2,746 | 21.4% | 196,601 | 14.4% | 1.4% |
| 35 to 44 | 1,578 | 12.3% | 179,565 | 13.1% | 0.9% |
| 45 to 64 | 2,029 | 15.8% | 335,809 | 24.5% | 0.6% |
| 65 and over | 1,576 | 12.3% | 188,626 | 13.8% | 0.8% |
| Total | 12,833 | 100.0% | 1,368,744 | 100.0% | 0.9% |

* Impacted Beneficiaries for Womack-Bragg clinics were calculated by Enrollment Site due to individual clinics not being assigned member lives by Catchment ID, MTF Services Area, or PRISM ID

Network Assessment: Robinson Clinic Only (8 of 8)

The potential impact of new MHS Beneficiaries* on the total population is well below the 10% threshold for both population groups and thus will not materially impact supply and demand of services in the market.

Primary Care:
Non-AD MTF
Prime, and Plus
Population

| Age Group | MHS Impacted Population | % of Total MHS Impacted Population | Population Total | % of Population Total | Impacted Population Introduced |
|--------------|-------------------------|------------------------------------|------------------|-----------------------|--------------------------------|
| 0 to 4 | 2,370 | 17.8% | 41,130 | 7.7% | 5.8% |
| 5 to 14 | 2,699 | 20.3% | 74,275 | 13.9% | 3.6% |
| 15 to 17 | 547 | 4.1% | 20,360 | 3.8% | 2.7% |
| 18 to 24 | 1,436 | 10.8% | 59,028 | 11.1% | 2.4% |
| 25 to 34 | 1,690 | 12.7% | 86,626 | 16.2% | 2.0% |
| 35 to 44 | 924 | 6.9% | 64,870 | 12.2% | 1.4% |
| 45 to 64 | 2,699 | 20.3% | 120,617 | 22.6% | 2.2% |
| 65 and over | 956 | 7.2% | 66,228 | 12.4% | 1.4% |
| Total | 13,319 | 100.0% | 533,134 | 100.0% | 2.5% |

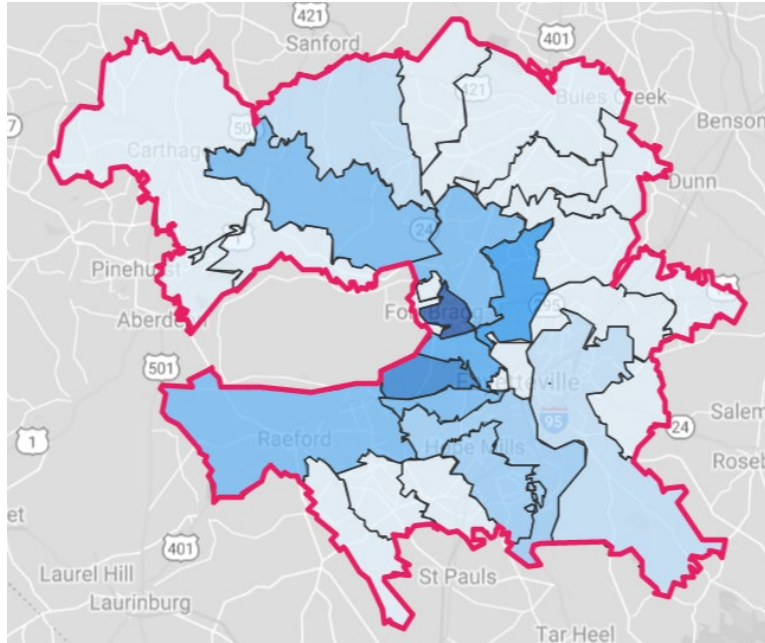
Specialty OP:
MTF Prime,
Reliant, and
Medicare Eligible
Population

| Age Group | MHS Impacted Population | % of Total MHS Impacted Population | Population Total | % of Population Total | Impacted Population Introduced |
|--------------|-------------------------|------------------------------------|------------------|-----------------------|--------------------------------|
| 0 to 4 | 2,370 | 8.5% | 97,700 | 7.1% | 2.4% |
| 5 to 14 | 2,699 | 9.7% | 191,016 | 14.0% | 1.4% |
| 15 to 17 | 548 | 2.0% | 52,608 | 3.8% | 1.0% |
| 18 to 24 | 7,324 | 26.4% | 126,819 | 9.3% | 5.8% |
| 25 to 34 | 8,145 | 29.3% | 196,601 | 14.4% | 4.1% |
| 35 to 44 | 2,680 | 9.7% | 179,565 | 13.1% | 1.5% |
| 45 to 64 | 3,039 | 10.9% | 335,809 | 24.5% | 0.9% |
| 65 and over | 956 | 3.4% | 188,626 | 13.8% | 0.5% |
| Total | 27,759 | 100.0% | 1,368,744 | 100.0% | 2.0% |

* Impacted Beneficiaries for Womack-Bragg clinics were calculated by Enrollment Site due to individual clinics not being assigned member lives by Catchment ID, MTF Services Area, or PRISM ID

Womack-Bragg Clinics: Network Adequacy Analysis (1 of 4)

Primary Care



Key

- = 15-mile (30-minute) boundary
- = Density of beneficiaries by zip code

- The above geography represents a 15-mile radius, which was used due to this geography being an **urban area**
- The identified drive time **includes 34 zip codes, and eight partial counties** (*Bladen, Cumberland, Harnett, Hoke, Lee, Moore, Robeson, Sampson*)
- **Of the 28,222 impacted primary care beneficiaries** attributed the Womack-Bragg Clinics, **98% are represented within the 15-mile radius** boundary around the MTF

| Specialty | Number of Practice Sites | Number of Physicians |
|--------------------|--------------------------|----------------------|
| Family Practice | 43 | 56 |
| General Practice | 2 | 2 |
| Internal Medicine | 42 | 50 |
| Pediatrics | 26 | 60 |
| Grand Total | 113 | 168 |

Womack-Bragg Clinics: Network Adequacy Analysis (2 of 4)

The **commercial primary care network** within the 30-minute drive-time standard **may not be capable** of accepting the specific demand from the **28,222** impacted beneficiaries (**6,770** of which are from Clark Clinic)

Supply

| Specialty | Total | Bladen | Cumberland | Harnett* | Hoke | Lee | Moore | Robeson | Sampson |
|-------------------------|-------|--------|------------|----------|------|-----|-------|---------|---------|
| General/Family Practice | 305 | 10 | 180 | 15 | 10 | 23 | 14 | 37 | 16 |
| Internal Medicine | 222 | 2 | 110 | 18 | 3 | 12 | 40 | 28 | 9 |
| Pediatrics | 123 | 2 | 70 | 9 | 1 | 8 | 18 | 11 | 4 |

Current Supply (Not Limited to TRICARE)

- There is a strong supply of Primary Care Physicians in Cumberland County, which is where the MTF is located and ~64% of impacted beneficiaries reside

Demand

| Specialty | Total | Bladen | Cumberland | Harnett* | Hoke | Lee | Moore | Robeson | Sampson |
|-------------------------|-------|--------|------------|----------|------|-----|-------|---------|---------|
| General/Family Practice | 415 | 12 | 156 | 61 | 19 | 33 | 47 | 63 | 24 |
| Internal Medicine | 305 | 10 | 105 | 43 | 12 | 25 | 42 | 49 | 19 |
| Pediatrics | 181 | 4 | 67 | 29 | 9 | 15 | 16 | 30 | 11 |

Forecasted Demand

- Population growth over the last five years (2014 to 2018) has averaged ~7.2%, and the growth rate is projected to decrease over the next five years to 3.8%

Shortage

 Surplus

| Specialty | Total | Bladen | Cumberland | Harnett* | Hoke | Lee | Moore | Robeson | Sampson |
|-------------------------|-------|--------|------------|----------|------|------|-------|---------|---------|
| General/Family Practice | (110) | (2) | 24 | (46) | (9) | (10) | (33) | (26) | (8) |
| Internal Medicine | (83) | (8) | 5 | (25) | (9) | (13) | (2) | (21) | (10) |
| Pediatrics | (58) | (2) | 3 | (20) | (8) | (7) | 2 | (19) | (7) |

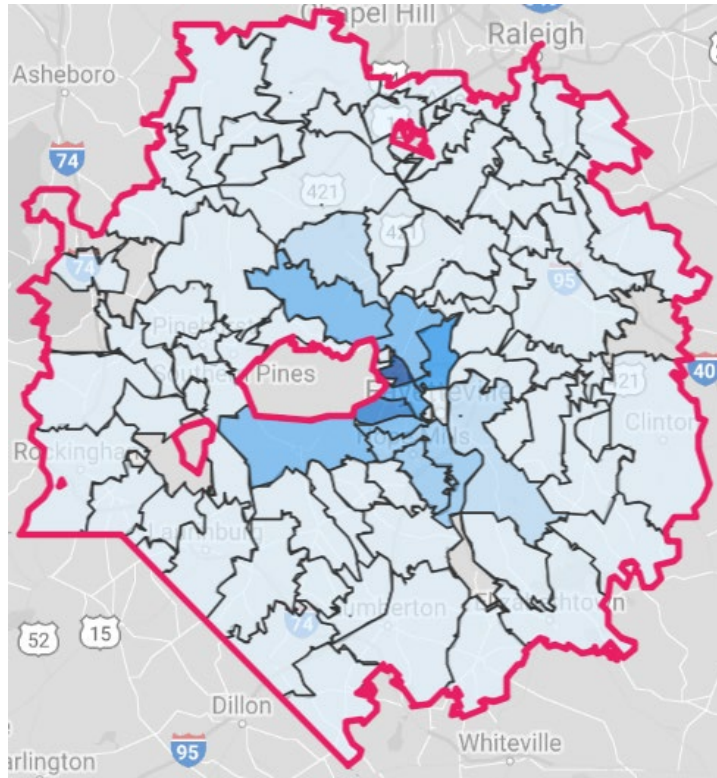
Resulting Shortage/Surplus

- Overall, there is a shortage of Primary Care physicians. However, surplus observed in Cumberland covers ~64% of impacted beneficiaries
- The network may be challenged to sustain the ability to service incremental demand



*County in which MTF is located

Womack-Bragg Clinics: Network Adequacy Analysis (3 of 4)

Specialty Care



Key

-  = 40-mile (60-minute) boundary
-  = Density of beneficiaries by zip code


- The above geography represents a 40-mile radius, which was used due to this geography being an **urban area**
- The identified drive time **includes 94 zip codes, six complete counties** (*Cumberland, Hoke, Lee, Moore, Robeson, Scotland*), **and nine partial counties** (*Bladen, Chatham, Harnett, Johnston, Montgomery, Richmond, Sampson, Wake, Wayne*)
- **Of the 60,326 impacted specialty care beneficiaries** attributed to Womack-Bragg Clinics, **100% are represented within the 40-mile radius** boundary around the MTF

| Specialty | Number of Practice Sites | Number of Physicians |
|--------------------|--------------------------|----------------------|
| Psychiatric | 57 | 107 |
| Grand Total | 57 | 107 |

Womack-Bragg Clinics: Network Adequacy Analysis (4 of 4)

The **commercial specialty care market** within the 60-minute drive-time standard *may be challenged to accept* the demand from the **62,326** impacted beneficiaries (**19,734** of which are from Clark Clinic)

Current Supply (Not Limited to TRICARE)



| Specialty | Total | Bladen | Chatham | Cumberland* | Harnett | Hoke | Johnston | Lee | Montgomery | Moore | Richmond | Robeson | Sampson | Scotland | Wake | Wayne |
|------------|-------|--------|---------|-------------|---------|------|----------|-----|------------|-------|----------|---------|---------|----------|------|-------|
| Psychiatry | 283 | 0 | 3 | 40 | 1 | 0 | 10 | 3 | 1 | 16 | 3 | 6 | 2 | 0 | 169 | 29 |

- The majority of specialty care providers operate in Cumberland and Wake counties, where is where **64% of impacted beneficiaries** reside

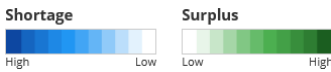
Forecasted Demand



| Specialty | Total | Bladen | Chatham | Cumberland* | Harnett | Hoke | Johnston | Lee | Montgomery | Moore | Richmond | Robeson | Sampson | Scotland | Wake | Wayne |
|------------|-------|--------|---------|-------------|---------|------|----------|-----|------------|-------|----------|---------|---------|----------|------|-------|
| Psychiatry | 368 | 3 | 7 | 57 | 18 | 7 | 24 | 10 | 3 | 12 | 5 | 20 | 7 | 4 | 170 | 21 |

- Population growth over the last five years (2014 to 2018) in the 60 minute drive time has averaged 9.3% and is projected to decrease considerably over the next five years to 3.9%

Resulting Shortage/Surplus



| Specialty | Total | Bladen | Chatham | Cumberland* | Harnett | Hoke | Johnston | Lee | Montgomery | Moore | Richmond | Robeson | Sampson | Scotland | Wake | Wayne |
|------------|-------|--------|---------|-------------|---------|------|----------|-----|------------|-------|----------|---------|---------|----------|------|-------|
| Psychiatry | (85) | (3) | (4) | (17) | (17) | (7) | (14) | (7) | (2) | 4 | (2) | (14) | (5) | (4) | (1) | 8 |

- There are significant shortages in the supply of psychiatric providers against the forecasted demand
- Given declining population, new entrants are not projected to enter the market, thus **the network may be challenged to service incremental demand**

*County in which MTF is located

Womack-Bragg Clinics: Targeted Practice Profiles (1 of 4)

Based on the number of primary care practices accepting TRICARE or other government-sponsored insurance and offering after hours care, we expect a large number of providers to meet MHS access standards

Primary Care Practice Profiles

| Practice Site Size | Number of Practice Sites | Average Physicians per Site |
|--------------------|--------------------------|-----------------------------|
| Small (1-4) | 108 | 1.5 |
| Medium (5-9) | 5 | 5.8 |
| Grand Total | 113 | 1.7 |

| Practice Name | Monthly Extended Hours |
|---|------------------------|
| Cape Fear Valley Health Hospitalist | 105.0 |
| Cape Fear Valley Hospitalist Group | 105.0 |
| Cumberland County Hospital System Inc Neonatology | 105.0 |
| High Smith Rainey Express Care | 49.0 |
| Josiah Medical | 16.0 |
| Clark Health Clinic | 16.0 |
| Highsmith Rainey Hospital Hospitalists | 15.0 |
| Edgewater Medical Center & Urgent Care | 13.0 |
| Hanora Medical Center PLLC | 8.0 |
| Rapid Care Family & Urgent Care | 7.0 |
| Grand Total | 439.0 |

| HS Alignment | Number of Practices Sites | Number of Physicians |
|--------------------|---------------------------|----------------------|
| Other | 18 | 37 |
| Unknown | 95 | 131 |
| Grand Total | 113 | 168 |

| Hospital Alignment | Number of Practice Sites | Number of Physicians |
|---|--------------------------|----------------------|
| Cape Fear Valley Medical Center | 55 | 98 |
| (Aligned to Multiple Hospitals) | 35 | 46 |
| Womack Army Medical Center | 3 | 7 |
| Central Carolina Hospital | 3 | 6 |
| Firsthealth Of The Carolinas Moore Region | 3 | 3 |
| Highsmith-Rainey Specialty Hospital | 2 | 2 |
| New Hanover Regional Medical Center Ortho | 1 | 2 |
| Southeastern Regional Medical Center | 2 | 2 |
| Fayetteville VA Medical Center | 1 | 1 |
| Betsy Johnson Hospital | 1 | 1 |
| Betsy Johnson Regional Hospital | 1 | |
| Cape Fear Valley Hoke Hospital | 1 | |
| Cape Fear Valley-Bladen County Hospital | 1 | |
| St Mary'S Healthcare | 1 | |
| Duke University Hospital | 1 | |
| Mary Washington Hospital | 1 | |
| Duke Health Raleigh Hospital | 1 | |
| Grand Total | 113 | 168 |

1. List includes top 17 hospitals by aligned physicians

Practices without a physician count have either opted to not participate in data.medicare.gov or have declined not to answer survey questions

Womack-Bragg Clinics: Targeted Practice Profiles (2 of 4)

Based on the number of Psychiatry practices accepting TRICARE or other government-sponsored insurance and offering after hours care, we expect a large number of providers to meet MHS access standards

Psychiatry Practice Profiles

| Practice Site Size | Number of Practice Sites | Average Physicians per Site |
|--------------------|--------------------------|-----------------------------|
| Small (1-4) | 51 | 1.5 |
| Medium (5-9) | 4 | 6.3 |
| Large (10+) | 2 | 11.0 |
| Grand Total | 57 | 2.3 |

| Practice Name | Monthly Extended Hours |
|--|------------------------|
| Southeastern Health Psychiatry | 105.0 |
| Sandhill Regional Medical Center Psychiatry | 105.0 |
| Welcome To Strategic Behavioral Center | 105.0 |
| Community Mental Health Of Cape Fear Valley | 25.0 |
| Anne Marie Turnier MD | 15.0 |
| The Haymount Institute | 10.0 |
| Fayetteville Vet Center | 9.0 |
| Saranga Comprehensive Psychiatry | 5.0 |
| Womack Army Medical Center Behavioral Health | 3.0 |
| Carolina Psychiatry PC | 3.0 |
| Grand Total | 385.0 |

| HS Alignment | Number of Practice Sites | Number of Physicians |
|--------------------|--------------------------|----------------------|
| Other | 10 | 38 |
| Unknown | 45 | 64 |
| Unc health care | 2 | 5 |
| Grand Total | 57 | 107 |

| Hospital Alignment | Number of Practice Sites | Number of Physicians |
|---|--------------------------|----------------------|
| (Aligned to Multiple Hospitals) | 26 | 50 |
| Fayetteville Va Medical Center | 2 | 11 |
| Cape Fear Valley Medical Center | 8 | 11 |
| Firsthealth of The Carolinas Moore Region | 2 | 7 |
| Sandhills Regional Medical Center | 2 | 6 |
| Southeastern Regional Medical Center | 4 | 5 |
| North Carolina Memorial Hospital | 2 | 4 |
| Durham VA Medical Center | 1 | 3 |
| Holly Hill Hospital | 2 | 3 |
| First Health Richmond Memorial | 1 | 3 |
| Sampson Regional Medical Center | 1 | 2 |
| Womack Army Medical Center | 1 | 1 |
| Betsy Johnson Hospital | 1 | 1 |
| Firsthealth Moore Regional Hospital | 3 | |
| Novant Prince William Medical Center | 1 | |
| Grand Total | 57 | 107 |

1. List includes top 15 hospitals by aligned physicians

Practices without a physician count have either opted to not participate in data.medicare.gov or have declined not to answer survey questions

Womack-Bragg Clinics: Targeted Practice Profiles (3 of 4)

While ability and willingness to accept TRICARE patients must be confirmed, the vast majority of providers in the Womack-Bragg market are accepting government-sponsored insurance, and many are already contracted to provide services to TRICARE beneficiaries

Primary Care Providers

| Likelihood of offering services to TRICARE members | Number of Practice Sites | Sum of Physicians |
|--|--------------------------|-------------------|
| Contracted with TRICARE | | 87 |
| High Likelihood* | | 1 |
| Medium Likelihood | | 25 |
| Grand Total | | 113 |

| Contracted Practice Sample | Specialty |
|--|-------------------|
| Jeffers Mann & Artman Pediatrics | Pediatrics |
| Southeastern Lumberton Medical Clinic | Internal Medicine |
| Lumberton Childrens Clinic PA | Pediatrics |
| Purcell Clinic | Pediatrics |
| Scotland Memorial Hospital Hospitalist | Internal Medicine |
| Pembroke Family Practice | Family Practice |
| KidzCare Pediatrics | Pediatrics |
| Jeffers Mann & Artman Pediatric & Adolescent Medicine PA | Pediatrics |

Currently Contracted - The provider organization has a history of submitting In-Network claims to TRICARE
High Likelihood* - The provider organization has a history of submitting Out-of-Network claims to TRICARE
Medium Likelihood - Providers are accepting Medicare and/or Medicaid
Low Likelihood - The provider organization has a history of not accepting Government Sponsored Health Plan patients

***Note:** The current TPA providing claims processing services for the TRICARE FOR LIFE beneficiary designation do not provide an "In-Network" designation during the claims process. These provider claims are marked as Out-of-Network by default

Womack-Bragg Clinics: Targeted Practice Profiles (4 of 4)

While ability and willingness to accept TRICARE patients must be confirmed, the vast majority of providers in the Womack-Bragg market are accepting government-sponsored insurance, and many are already contracted to provide services to TRICARE beneficiaries

Psychiatry Care Providers

| Likelihood of offering services to TRICARE members | Number of Sites | Sum of Physicians |
|--|-----------------|-------------------|
| Contracted with TRICARE | | 27 |
| High Likelihood* | | 6 |
| Medium Likelihood | | 21 |
| Low Likelihood | | 3 |
| Grand Total | | 57 |

| Contracted Practice Sample | Specialty |
|--|-------------|
| Community Mental Health Of Cape Fear Valley | Psychiatric |
| The Haymount Institute | Psychiatric |
| First Health Of The Carolinas Outpatient Behavioral Services | Psychiatric |
| University Of North Carolina Child & Adolescent Psychiatry | Psychiatric |
| Carolina Psychiatry PC | Psychiatric |
| Behavioral Healthcare | Psychiatric |
| Southeastern Health Psychiatry | Psychiatric |
| Monarch Crisis Center | Psychiatric |
| Coastal Carolina Neurology Psychiatric Center | Psychiatric |
| Advanced Behavioral Health | Psychiatric |

Currently Contracted - The provider organization has a history of submitting In-Network claims to TRICARE

High Likelihood* - The provider organization has a history of submitting Out-of-Network claims to TRICARE

Medium Likelihood - Providers are accepting Medicare and/or Medicaid

Low Likelihood - The provider organization has a history of not accepting Government Sponsored Health Plan patients

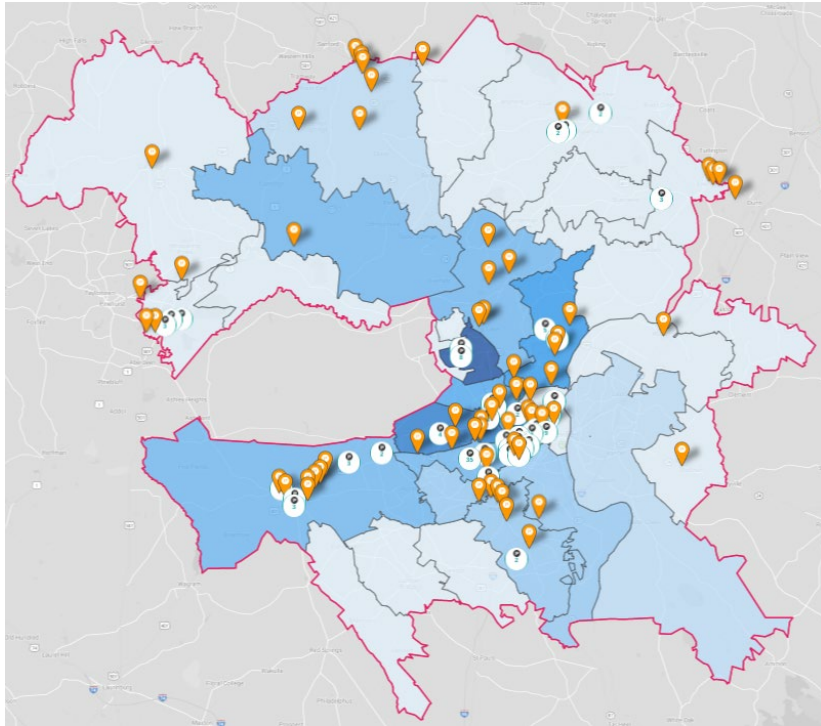
***Note:** The current TPA providing claims processing services for the TRICARE FOR LIFE beneficiary designation do not provide an "In-Network" designation during the claims process. These provider claims are marked as Out-of-Network by default

Appendix A

1. Alternate Slides

Womack-Bragg Clinics: Network Adequacy Analysis (1 of 4)

Primary Care



Key

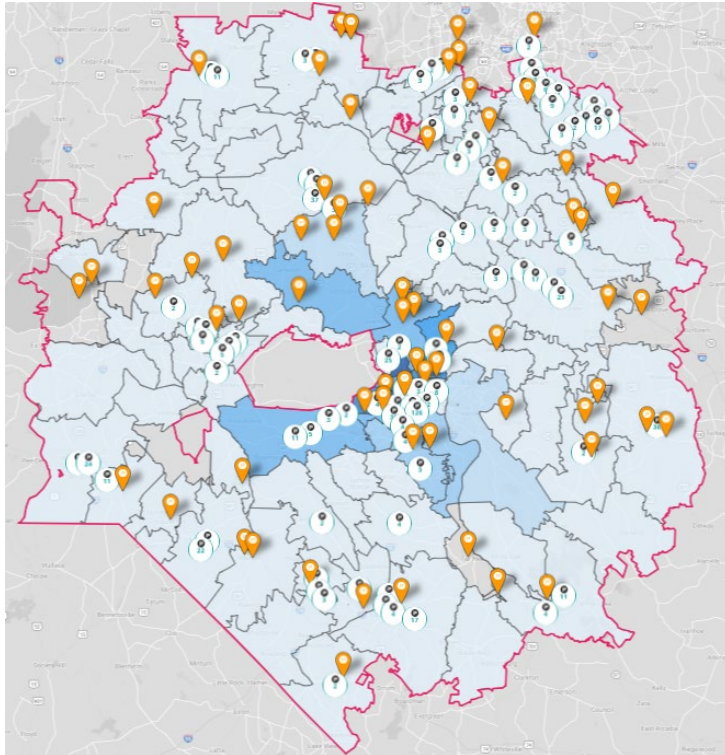
- = 15-mile (30-minute) boundary
- = Density of beneficiaries by zip code

- The above geography represents a 15-mile radius, which was used due to this geography being an **urban area**
- The identified drive time **includes 34 zip codes, and eight partial counties** (*Bladen, Cumberland, Harnett, Hoke, Lee, Moore, Robeson, Sampson*)
- **Of the 28,222 impacted primary care beneficiaries** attributed the Womack-Bragg Clinics, **98% are represented within the 15-mile radius** boundary around the MTF

| Specialty | Number of Practice Sites | Number of Physicians |
|--------------------|--------------------------|----------------------|
| Family Practice | 43 | 56 |
| General Practice | 2 | 2 |
| Internal Medicine | 42 | 50 |
| Pediatrics | 26 | 60 |
| Grand Total | 113 | 168 |

Womack-Bragg Clinics: Network Adequacy Analysis (3 of 4)

Specialty Care



Key

- = 40-mile (60-minute) boundary
- = Density of beneficiaries by zip code

- The above geography represents a 40-mile radius, which was used due to this geography being an **urban area**
- The identified drive time **includes 94 zip codes, six complete counties** (*Cumberland, Hoke, Lee, Moore, Robeson, Scotland*), **and nine partial counties** (*Bladen, Chatham, Harnett, Johnston, Montgomery, Richmond, Sampson, Wake, Wayne*)
- **Of the 60,326 impacted specialty care beneficiaries** attributed to Womack-Bragg Clinics, **100% are represented within the 40-mile radius** boundary around the MTF

| Specialty | Number of Practice Sites | Number of Physicians |
|--------------------|--------------------------|----------------------|
| Psychiatric | 57 | 107 |
| Grand Total | 57 | 107 |

Network Assessment: Womack-Bragg Clinics

The table below breaks out the potentially impacted TRICARE beneficiaries by county of residence that could potentially be impacted by facility closure

| County | North Carolina | | | | | | | | | | | | | | |
|--|----------------|---------|------------|---------|-------|----------|------|------------|-------|----------|---------|---------|----------|------|-------|
| | Bladen | Chatham | Cumberland | Harnett | Hoke | Johnston | Lee | Montgomery | Moore | Richmond | Robeson | Sampson | Scotland | Wake | Wayne |
| Primary Care (Non-AD MTF Prime, Plus) | 1,540 | 8 | 18,038 | 4,824 | 1,963 | 17 | 906 | 0 | 408 | 15 | 242 | 168 | 22 | 71 | 0 |
| | 5.5% | 0.0% | 63.9% | 17.1% | 7.0% | 0.1% | 3.2% | 0.0% | 1.4% | 0.1% | 0.9% | 0.6% | 0.1% | 0.3% | 0.0% |
| Specialty OP (MTF Prime, Reliant, Medicare Eligible) | 1,615 | 9 | 49,974 | 4,857 | 1,988 | 18 | 913 | 0 | 419 | 16 | 247 | 172 | 23 | 75 | 0 |
| | 2.7% | 0.0% | 82.8% | 8.1% | 3.3% | 0.0% | 1.5% | 0.0% | 0.7% | 0.0% | 0.4% | 0.3% | 0.0% | 0.1% | 0.0% |

Primary Geography for Evaluation:

Primary Care Services:

- Cumberland, Harnett, Hoke

Specialty Care Services:

- Cumberland, Harnett, Hoke


Secondary Geography for Evaluation:

Primary Care Services:

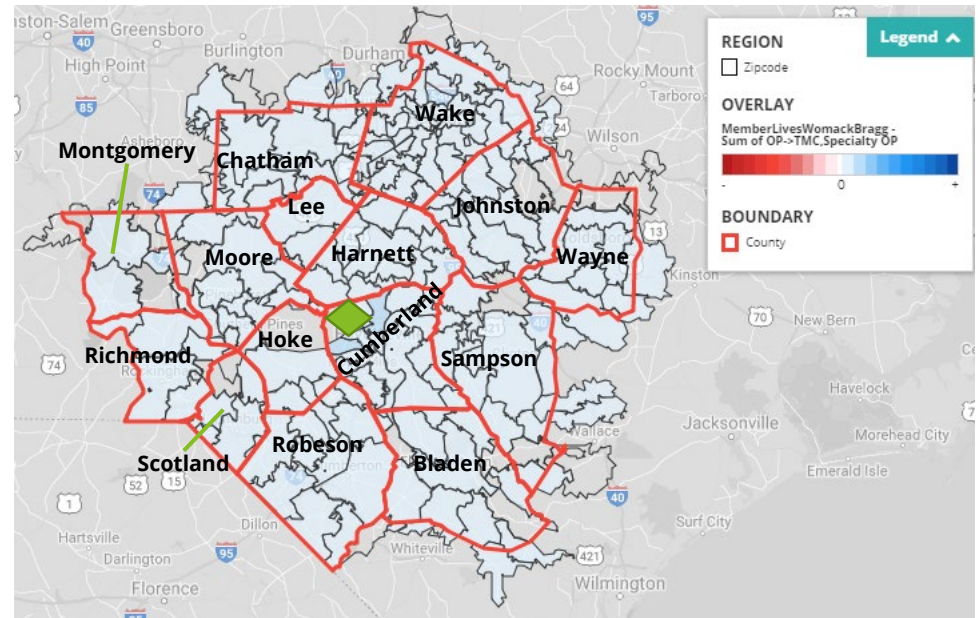
- Bladen, Lee, Moore, Robeson, Sampson

Specialty Care Services:

- Bladen, Lee, Moore, Robeson, Sampson

 MTF Location

Drive-time boundary is the county that encompasses zip codes within drive time radius from MTF



Primary Network Adequacy Evaluation



Secondary Network Adequacy Evaluation

Network Assessment: Clark Clinic Only

The table below breaks out the potentially impacted TRICARE beneficiaries by county of residence that could potentially be impacted by facility closure

| County | North Carolina | | | | | | | | | | | | | | |
|--|----------------|---------|------------|---------|-------|----------|------|------------|-------|----------|---------|---------|----------|------|-------|
| | Bladen | Chatham | Cumberland | Harnett | Hoke | Johnston | Lee | Montgomery | Moore | Richmond | Robeson | Sampson | Scotland | Wake | Wayne |
| Primary Care (Non-AD MTF Prime, Plus) | 512 | 1 | 4356 | 758 | 747 | 2 | 147 | 0 | 110 | 5 | 66 | 41 | 7 | 18 | 0 |
| | 7.6% | 0.0% | 64.3% | 11.2% | 11.0% | 0.0% | 2.2% | 0.0% | 1.6% | 0.1% | 1.0% | 0.6% | 0.1% | 0.3% | 0.0% |
| Specialty OP (MTF Prime, Reliant, Medicare Eligible) | 529 | 1 | 17266 | 769 | 757 | 3 | 150 | 0 | 117 | 5 | 66 | 44 | 7 | 20 | 0 |
| | 2.7% | 0.0% | 87.5% | 3.9% | 3.8% | 0.0% | 0.8% | 0.0% | 0.6% | 0.0% | 0.3% | 0.2% | 0.0% | 0.1% | 0.0% |

Primary Geography for Evaluation:

Primary Care Services:

- Cumberland, Harnett, Hoke

Specialty Care Services:

- Cumberland, Harnett, Hoke

Secondary Geography for Evaluation:

Primary Care Services:

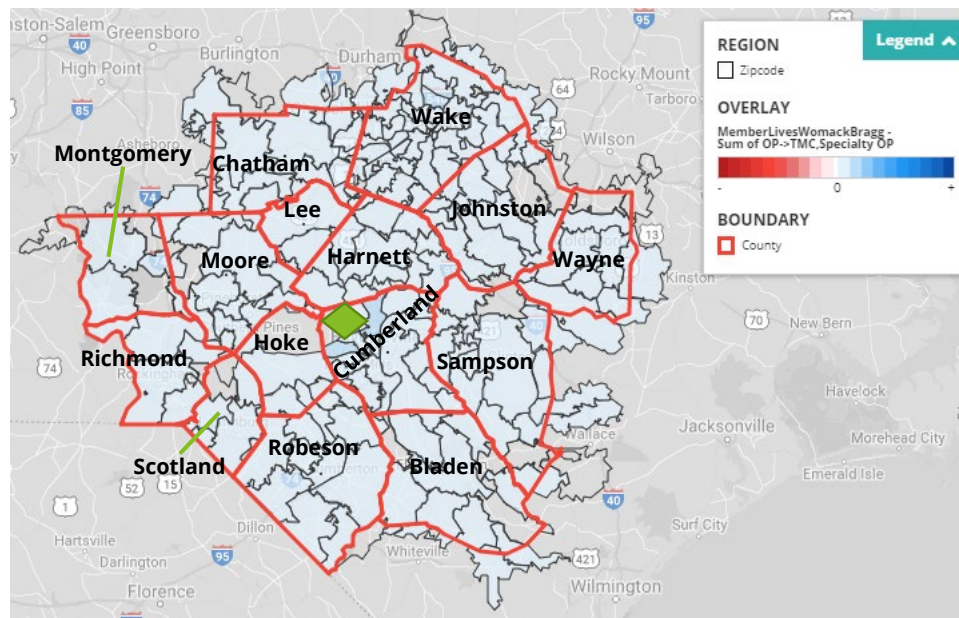
- Bladen, Lee, Moore, Robeson, Sampson

Specialty Care Services:

- Bladen, Lee, Moore

 MTF Location

Drive-time boundary is the county that encompasses zip codes within drive time radius from MTF



Primary Network Adequacy Evaluation



Secondary Network Adequacy Evaluation

Part D: Clark Health Clinic P4I Measures (1 of 17)

MHS Dashboard - CLARK CLINIC-BRAGG



Filter

All CI RMG TRM MV

Export

PDF Image Excel Grid

View as of

Apply Clear

Layout

Menu Grid Home

Go back to: [MHS](#)

Readiness- **Medically** Ready Force

Individual Medical Readiness
(IMR)

Current Data Date

Freq of Update

Quarterly



Deployment Limiting Med/Dent Condition to fit

Click documentation icon for measure details



Percent of Providers Meeting KSAs for General Surgery

Click documentation icon for measure details



Percent of Providers Meeting KSAs for Orthopedic Surgery

Click documentation icon for measure details



Part D: Clark Health Clinic P4I Measures (2 of 17)

Better Health- **Improve** Well-Being

Health Related
Quality of Life

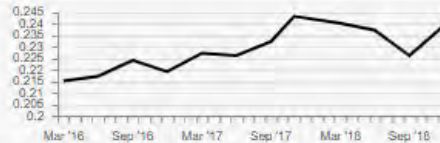
Current Data Date

Freq of Update

Annually

Obesity Prevalence in Adults

23.9 %



Current Data Date

Dec '18

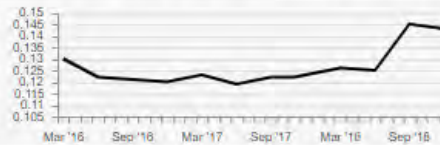
Freq of Update

Quarterly

Lower is better

Obesity Prevalence in Children

14.3 %



Current Data Date

Dec '18

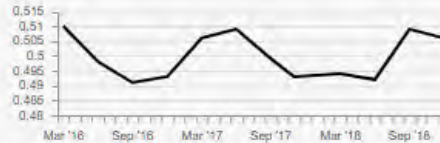
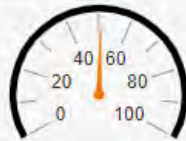
Freq of Update

Quarterly

Lower is better

Overweight Prevalence
in Adults

50.6 %



Current Data Date

Dec '18

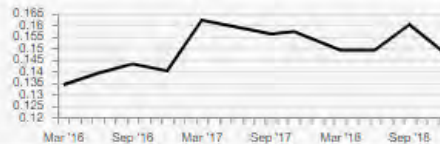
Freq of Update

Quarterly

Lower is better

Overweight Prevalence
in Children

14.8 %



Current Data Date

Dec '18

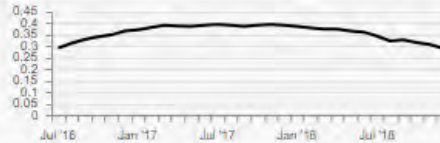
Freq of Update

Quarterly

Lower is better

Cessation Counseling
Amongst Tobacco Users

28.8 %



Current Data Date

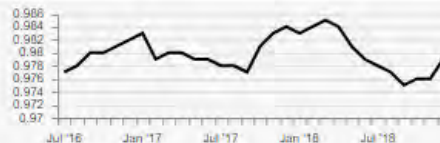
Dec '18

Freq of Update

Monthly

Tobacco Use Assessment

97.9 %



Current Data Date

Dec '18

Freq of Update

Monthly

Part D: Clark Health Clinic P4I Measures (3 of 17)

Better Care- **Improve** Clinical Outcomes

Risk Adjusted Mortality
(All Cause)

Current Data Date

Freq of Update

Quarterly



Lower is better

Inpatient: Recommend
Hospital (Satisfaction)

Current Data Date

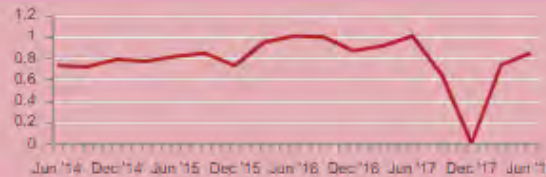
Freq of Update

Quarterly



Outpatient Provider
Communication

84.01 %



Current Data Date

Jun '18

Freq of Update

Quarterly

Part D: Clark Health Clinic P4I Measures (4 of 17)

Better Care- **Improve** Safety

Catheter-Associated

Urinary Tract Infections - SIR

Current Data Date

Freq of Update

Quarterly



Lower is better

Central Line-Associated

Bloodstream Infections - SIR

Current Data Date

Freq of Update

Quarterly



Lower is better

WSS (Wrong Site Surgery)

Current Data Date

Freq of Update

Quarterly



Lower is better

URFO (Unintended

Retained Foreign Objects)

Current Data Date

Freq of Update

Quarterly



Lower is better

NSQIP (30 Day) All Case

Morbidity Index

[Click to view the report](#)

NSQIP (30 Day) All Case

Mortality Index

[Click to view the report](#)

Part D: Clark Health Clinic P4I Measures (5 of 17)

Better Care- **Improve** Condition-based Quality Care

Diabetes A1c Testing
93.78 %



Current Data Date
Nov '18

Freq of Update
Monthly


Low Back Pain Imaging Studies
82.57 %



Current Data Date
Nov '18

Freq of Update
Monthly

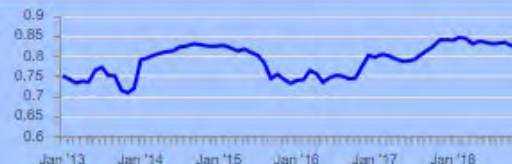
Children with Pharyngitis
Appropriate Testing
100.00 %



Current Data Date
Nov '18

Freq of Update
Monthly

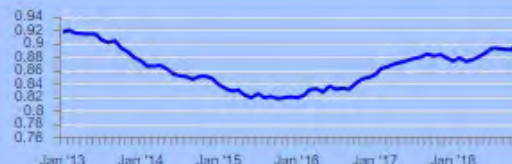
HEDIS Breast Cancer
Screening
83.04 %



Current Data Date
Nov '18

Freq of Update
Monthly

HEDIS Cervical Cancer
Screening
89.89 %



Current Data Date
Nov '18

Freq of Update
Monthly

HEDIS Colon Cancer
Screening
85.38 %

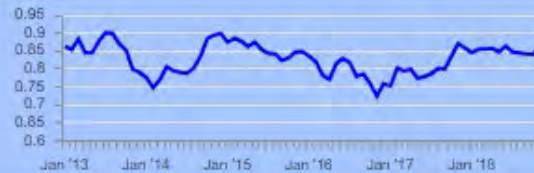


Current Data Date
Nov '18

Freq of Update
Monthly

Part D: Clark Health Clinic P4I Measures (6 of 17)

7-Day Mental Health Follow-Up
85.56 %



Current Data Date
Nov '18

Freq of Update
Monthly

HEDIS All Cause Readmissions

Current Data Date

Freq of Update
Monthly

Lower is better

Well Child
93.25 %



Current Data Date
Nov '18

Freq of Update
Monthly

IQI #33 Primary Cesarean Section

Current Data Date

Freq of Update
Quarterly

Lower is better

Postpartum Hemorrhage

Current Data Date

Freq of Update
Quarterly

Lower is better

Unexpected Newborn Complication #716

Current Data Date

Freq of Update
Quarterly

Lower is better

Part D: Clark Health Clinic P4I Measures (7 of 17)

Better Care- **Improve** Comprehensive Primary Care

Days to Third Next Available
24 Hour Appointment

1.02



Current Data Date

Feb '19

Freq of Update

Monthly

Lower is better

Days to Third Next Available
Future Appointment

3.68



Current Data Date

Feb '19

Freq of Update

Monthly

Lower is better

Potentially Recapturable
PC Leakage to the Network

6.99 %



Current Data Date

Nov '18

Freq of Update

Monthly

Lower is better

PCM Continuity

39.62 %



Current Data Date

Feb '19

Freq of Update

Monthly

Part D: Clark Health Clinic P4I Measures (8 of 17)

Better Care- Optimize & Standardize Access

Percent of Direct Care Enrollees
with Secure Messaging

Current Data Date

Freq of Update
Monthly



SM Response Time
One Business Day

Current Data Date

Freq of Update
Monthly



Satisfaction with
Getting Care When Needed
71.84 %



Current Data Date
Sep '18

Freq of Update
Quarterly



Specialty Care:
Referral Order to Book
6.72



Current Data Date
Nov '18

Freq of Update
Monthly

Lower is better



Specialty Care:
Booked to Actual Appt
10.64



Current Data Date
Nov '18

Freq of Update
Monthly

Lower is better



Part D: Clark Health Clinic P4I Measures (9 of 17)

Ambulatory Specialty Care
Leakage



Current Data Date

Freq of Update
Monthly

Lower is better

Active Duty Days to Primary
Care Appointments
0.41



Current Data Date

Dec '18

Freq of Update
Monthly

Lower is better

Active Duty Days to Specialty
Care Appointments
17.78



Current Data Date

Dec '18

Freq of Update
Monthly

Lower is better

MEB Stage Timeliness

Click documentation icon for measure details



Part D: Clark Health Clinic P4I Measures (10 of 17)

Better Care - **Improve** Regulatory Compliance

American Council for Graduate Medical Education (ACGME) Accreditation Status

Click documentation icon for measure details



Accreditation for DoD Clinical Laboratories

Click documentation icon for measure details



Joint Commission Accreditation

Click documentation icon for measure details



Part D: Clark Health Clinic P4I Measures (11 of 17)

Lower Cost - **Improve** Stewardship

Per Member Per Month



Current Data Date

Freq of Update

Monthly

Lower is better

Total Purchased Care Cost



Current Data Date

Freq of Update

Monthly

Lower is better

Private Sector Care Cost
per Prime Enrollee



Current Data Date

Freq of Update

Monthly

Lower is better

Total Empanelment

-0.9 %



Current Data Date

Jan '19

Freq of Update

Monthly

Pharmacy Percent Retail Spend



Current Data Date

Freq of Update

Monthly

Lower is better

Part D: Clark Health Clinic P4I Measures (12 of 17)

Active Duty Specialty Care
Provider Efficiency

Current Data Date

Freq of Update
Quarterly



Overall Occupancy Rate (US)

Current Data Date

Freq of Update
Monthly



ICU Occupancy Rate (US)

Current Data Date

Freq of Update
Monthly



Enterprise Support Activity (ESA) Net Benefit

Click documentation icon for measure details



Part D: Clark Health Clinic P4I Measures (13 of 17)

MHS Dashboard - CLARK CLINIC-BRAGG



Filter

All
CI
RMG
TRN
My

Export

View as of

Apply Clear

Layout

Go back to: [MHS](#)

| | |
|--|---|
| ∨ | = decrease in current value from prior |
| ∧ | = increase in current value from prior |
| > | = no change in current value from prior |
| Trend – the number of data periods corresponding to the performance trend direction | |

Readiness- **Medically** Ready Force

| Measure | Data As Of | Next Refresh | Red | Yellow | Green | Blue | CLARK CLINIC-BRAGG | |
|---|------------|--------------|-----|--------|-------|------|--------------------|-------|
| | | | | | | | Current | Prior |
| IMR | - | 4/2019 | - | - | - | - | Performance | Trend |
| Deployment Limiting Med/Dent Condition | - | 4/2019 | - | - | - | - | Current | Prior |
| Percent Meeting KSAs General Surgery | - | 4/2019 | - | - | - | - | Performance | Trend |
| Percent Meeting KSAs Orthopedic Surgery | - | 4/2019 | - | - | - | - | Current | Prior |
| | | | | | | | Performance | Trend |

Part D: Clark Health Clinic P4I Measures (15 of 17)

Better Care-**Improve** Condition-based Quality Care

| Measure | Data As Of | Next Refresh | Red | Yellow | Green | Blue | CLARK CLINIC-BRAGG | | | | | | | | |
|---------------------------|------------|--------------|----------|-----------|-----------|-----------|--|---------|-------|----------|----------|-------------|-------|---|---|
| Diabetes A1c Testing | 11/2018 | 3/2019 | < 90.54% | >= 90.54% | >= 93.37% | >= 94.89% | <table border="1"> <tr><td>Current</td><td>Prior</td></tr> <tr><td>93.78 %</td><td>93.01 %</td></tr> <tr><td>Performance</td><td>Trend</td></tr> <tr><td>^</td><td>1</td></tr> </table> | Current | Prior | 93.78 % | 93.01 % | Performance | Trend | ^ | 1 |
| Current | Prior | | | | | | | | | | | | | | |
| 93.78 % | 93.01 % | | | | | | | | | | | | | | |
| Performance | Trend | | | | | | | | | | | | | | |
| ^ | 1 | | | | | | | | | | | | | | |
| Low Back Pain | 11/2018 | 3/2019 | < 73.91% | >= 73.91% | >= 78.57% | >= 82.98% | <table border="1"> <tr><td>Current</td><td>Prior</td></tr> <tr><td>82.57 %</td><td>82.57 %</td></tr> <tr><td>Performance</td><td>Trend</td></tr> <tr><td>></td><td>1</td></tr> </table> | Current | Prior | 82.57 % | 82.57 % | Performance | Trend | > | 1 |
| Current | Prior | | | | | | | | | | | | | | |
| 82.57 % | 82.57 % | | | | | | | | | | | | | | |
| Performance | Trend | | | | | | | | | | | | | | |
| > | 1 | | | | | | | | | | | | | | |
| Children w/Pharyngitis | 11/2018 | 3/2019 | < 86.86% | >= 86.86% | >= 90.61% | >= 94.12% | <table border="1"> <tr><td>Current</td><td>Prior</td></tr> <tr><td>100.00 %</td><td>100.00 %</td></tr> <tr><td>Performance</td><td>Trend</td></tr> <tr><td>></td><td>2</td></tr> </table> | Current | Prior | 100.00 % | 100.00 % | Performance | Trend | > | 2 |
| Current | Prior | | | | | | | | | | | | | | |
| 100.00 % | 100.00 % | | | | | | | | | | | | | | |
| Performance | Trend | | | | | | | | | | | | | | |
| > | 2 | | | | | | | | | | | | | | |
| Breast Cancer Screening | 11/2018 | 3/2019 | < 73.55% | >= 73.55% | >= 77.49% | >= 81.04% | <table border="1"> <tr><td>Current</td><td>Prior</td></tr> <tr><td>83.04 %</td><td>82.34 %</td></tr> <tr><td>Performance</td><td>Trend</td></tr> <tr><td>^</td><td>1</td></tr> </table> | Current | Prior | 83.04 % | 82.34 % | Performance | Trend | ^ | 1 |
| Current | Prior | | | | | | | | | | | | | | |
| 83.04 % | 82.34 % | | | | | | | | | | | | | | |
| Performance | Trend | | | | | | | | | | | | | | |
| ^ | 1 | | | | | | | | | | | | | | |
| Cervical Cancer Screening | 11/2018 | 3/2019 | < 75.91% | >= 75.91% | >= 79.02% | >= 82.48% | <table border="1"> <tr><td>Current</td><td>Prior</td></tr> <tr><td>89.89 %</td><td>88.96 %</td></tr> <tr><td>Performance</td><td>Trend</td></tr> <tr><td>^</td><td>1</td></tr> </table> | Current | Prior | 89.89 % | 88.96 % | Performance | Trend | ^ | 1 |
| Current | Prior | | | | | | | | | | | | | | |
| 89.89 % | 88.96 % | | | | | | | | | | | | | | |
| Performance | Trend | | | | | | | | | | | | | | |
| ^ | 1 | | | | | | | | | | | | | | |
| Colon Cancer Screening | 11/2018 | 3/2019 | < 63.34% | >= 63.34% | >= 70.21% | >= 74.7% | <table border="1"> <tr><td>Current</td><td>Prior</td></tr> <tr><td>85.38 %</td><td>85.25 %</td></tr> <tr><td>Performance</td><td>Trend</td></tr> <tr><td>^</td><td>1</td></tr> </table> | Current | Prior | 85.38 % | 85.25 % | Performance | Trend | ^ | 1 |
| Current | Prior | | | | | | | | | | | | | | |
| 85.38 % | 85.25 % | | | | | | | | | | | | | | |
| Performance | Trend | | | | | | | | | | | | | | |
| ^ | 1 | | | | | | | | | | | | | | |

| | | | | | | | | | | | | | | | |
|--|---------|--------|----------|-----------|-----------|-----------|---|---------|-------|---------|---------|-------------|-------|---|---|
| 7-Day Mental Health | 11/2018 | 3/2019 | < 51.72% | >= 51.72% | >= 62.9% | >= 69.68% | <table border="1"> <tr><td>Current</td><td>Prior</td></tr> <tr><td>85.56 %</td><td>83.84 %</td></tr> <tr><td>Performance</td><td>Trend</td></tr> <tr><td>^</td><td>1</td></tr> </table> | Current | Prior | 85.56 % | 83.84 % | Performance | Trend | ^ | 1 |
| Current | Prior | | | | | | | | | | | | | | |
| 85.56 % | 83.84 % | | | | | | | | | | | | | | |
| Performance | Trend | | | | | | | | | | | | | | |
| ^ | 1 | | | | | | | | | | | | | | |
| All Cause Readmissions Lower is better | - | 3/2019 | - | - | - | - | <table border="1"> <tr><td>Current</td><td>Prior</td></tr> <tr><td>-</td><td>-</td></tr> <tr><td>Performance</td><td>Trend</td></tr> <tr><td>-</td><td>-</td></tr> </table> | Current | Prior | - | - | Performance | Trend | - | - |
| Current | Prior | | | | | | | | | | | | | | |
| - | - | | | | | | | | | | | | | | |
| Performance | Trend | | | | | | | | | | | | | | |
| - | - | | | | | | | | | | | | | | |
| Well Child | 11/2018 | 3/2019 | < 81.9% | >= 81.9% | >= 86.59% | >= 89.81% | <table border="1"> <tr><td>Current</td><td>Prior</td></tr> <tr><td>93.25 %</td><td>94.19 %</td></tr> <tr><td>Performance</td><td>Trend</td></tr> <tr><td>v</td><td>1</td></tr> </table> | Current | Prior | 93.25 % | 94.19 % | Performance | Trend | v | 1 |
| Current | Prior | | | | | | | | | | | | | | |
| 93.25 % | 94.19 % | | | | | | | | | | | | | | |
| Performance | Trend | | | | | | | | | | | | | | |
| v | 1 | | | | | | | | | | | | | | |
| IQI #33 Primary Cesarean Section Lower is better | - | 4/2019 | - | - | - | - | <table border="1"> <tr><td>Current</td><td>Prior</td></tr> <tr><td>-</td><td>-</td></tr> <tr><td>Performance</td><td>Trend</td></tr> <tr><td>-</td><td>-</td></tr> </table> | Current | Prior | - | - | Performance | Trend | - | - |
| Current | Prior | | | | | | | | | | | | | | |
| - | - | | | | | | | | | | | | | | |
| Performance | Trend | | | | | | | | | | | | | | |
| - | - | | | | | | | | | | | | | | |
| Postpartum Hemorrhage Lower is better | - | 4/2019 | - | - | - | - | <table border="1"> <tr><td>Current</td><td>Prior</td></tr> <tr><td>-</td><td>-</td></tr> <tr><td>Performance</td><td>Trend</td></tr> <tr><td>-</td><td>-</td></tr> </table> | Current | Prior | - | - | Performance | Trend | - | - |
| Current | Prior | | | | | | | | | | | | | | |
| - | - | | | | | | | | | | | | | | |
| Performance | Trend | | | | | | | | | | | | | | |
| - | - | | | | | | | | | | | | | | |
| Unexpected Newborn Complication #716 Lower is better | - | 4/2019 | - | - | - | - | <table border="1"> <tr><td>Current</td><td>Prior</td></tr> <tr><td>-</td><td>-</td></tr> <tr><td>Performance</td><td>Trend</td></tr> <tr><td>-</td><td>-</td></tr> </table> | Current | Prior | - | - | Performance | Trend | - | - |
| Current | Prior | | | | | | | | | | | | | | |
| - | - | | | | | | | | | | | | | | |
| Performance | Trend | | | | | | | | | | | | | | |
| - | - | | | | | | | | | | | | | | |

Part D: Clark Health Clinic P4I Measures (16 of 17)

Better Care- Improve Comprehensive Primary Care

| Measure | Data As Of | Next Refresh | Red | Yellow | Green | Blue | CLARK CLINIC-BRAGG |
|--|------------|--------------|------------|------------|----------|-------------|--|
| 24 Hour Appts <small>Lower is better</small> | 2/2019 | 4/2019 | >1.50 Days | <=1.5 Days | <=1 Days | <=0.83 Days | Current: 1.02, Prior: 1.00 Performance: ↑, Trend: 1 |
| Future Appts <small>Lower is better</small> | 2/2019 | 4/2019 | >8 Days | <=8 Days | <=7 Days | <=2.3 Days | Current: 3.68, Prior: 3.65 Performance: ↑, Trend: 1 |
| PC Leakage (Recap) <small>Lower is better</small> | 11/2018 | 4/2019 | >= 12.00% | < 12.00% | <= 8.00% | <= 3.00% | Current: 6.99%, Prior: 7.21% Performance: ↓, Trend: 2 |
| PCM Continuity | 2/2019 | 4/2019 | < 55% | >= 55% | >= 65% | >= 75% | Current: 39.62%, Prior: 41.53% Performance: ↓, Trend: 2 |

Better Care- Optimize & Standardize Access

| Measure | Data As Of | Next Refresh | Red | Yellow | Green | Blue | CLARK CLINIC-BRAGG |
|------------------------|------------|--------------|-----|--------|-------|------|--|
| SM Enrollment | - | 3/2019 | - | - | - | - | Current: -, Prior: - Performance: -, Trend: - |
| SM Response Time 1 Day | - | 3/2019 | - | - | - | - | Current: -, Prior: - Performance: -, Trend: - |

| | | | | | | | |
|---|---------|--------|-----------|------------|-----------|-------------|--|
| Getting Care When Needed | 9/2018 | 3/2019 | <81.20% | >=81.20% | >=84.40% | >=87.20% | Current: 71.84%, Prior: 66.65% Performance: ↑, Trend: 1 |
| Specialty: Referral to Book <small>Lower is better</small> | 11/2018 | 3/2019 | >4 Days | <=4 Days | <=3 Days | <=1 Day | Current: 6.72, Prior: 6.81 Performance: ↓, Trend: 2 |
| Specialty: Booked to Appt <small>Lower is better</small> | 11/2018 | 3/2019 | >24 Days | <=24 Days | <=15 Days | <=7.5 Days | Current: 10.64, Prior: 12.24 Performance: ↓, Trend: 3 |
| Amb Specialty Care Leakage <small>Lower is better</small> | - | 3/2019 | - | - | - | - | Current: -, Prior: - Performance: -, Trend: - |
| AD: Days To Primary Care <small>Lower is better</small> | 12/2018 | 3/2019 | >1.5 Days | <=1.5 Days | <=1 Days | <=0.83 Days | Current: 0.41, Prior: 0.60 Performance: ↓, Trend: 1 |
| AD: Days To Specialty Care <small>Lower is better</small> | 12/2018 | 3/2019 | >24 Days | <=24 Days | <=15 Days | <=7.5 Days | Current: 17.78, Prior: 20.10 Performance: ↓, Trend: 1 |
| MEB Stage Timeliness | - | 4/2019 | - | - | - | - | Current: -, Prior: - Performance: -, Trend: - |

Part D: Clark Health Clinic P4I Measures (17 of 17)

Better Care - Improve Regulatory Compliance

| Measure | Data As Of | Next Refresh | Red | Yellow | Green | Blue | CLARK CLINIC-BRAGG | Current | Prior |
|---|------------|--------------|-----|--------|-------|------|--------------------|---------|-------|
| ACGME Accreditation Status | - | 9/2019 | - | - | - | - | Performance | - | - |
| Accreditation for DoD Clinical Laboratories | - | 3/2019 | - | - | - | - | Performance | - | - |
| Joint Commission Accreditation | - | 3/2019 | - | - | - | - | Performance | - | - |

Lower Cost - Improve Stewardship

| Measure | Data As Of | Next Refresh | Red | Yellow | Green | Blue | CLARK CLINIC-BRAGG | Current | Prior |
|--|------------|--------------|-----|--------|-------|------|--------------------|---------|-------|
| PMPM Lower is better | - | 5/2019 | - | - | - | - | Performance | - | - |
| Total Purchased Care Cost Lower is better | - | 4/2019 | - | - | - | - | Performance | - | - |
| Private Sector Care Cost Lower is better | - | 5/2019 | - | - | - | - | Performance | - | - |

| Measure | Data As Of | Next Refresh | Red | Yellow | Green | Blue | CLARK CLINIC-BRAGG | Current | Prior |
|--|------------|--------------|---------|--------|----------------------|----------|--------------------|---------|-------|
| Total Empanelment | 1/2019 | 3/2019 | < 0.00% | - | < 5.00% but >= 0.00% | >= 5.00% | Performance | -0.9% | -1.3% |
| Pharmacy Percent Retail Lower is better | - | 3/2019 | - | - | - | - | Performance | - | - |
| AD: Spec Prov Efficiency | - | 4/2019 | - | - | - | - | Performance | - | - |
| Overall Occ Rate (US) | - | 3/2019 | - | - | - | - | Performance | - | - |
| ICU Occ Rate (US) | - | 3/2019 | - | - | - | - | Performance | - | - |
| ESA Benefit | - | 3/2019 | - | - | - | - | Performance | - | - |

Part E: Robinson Health Clinic P4I Measures P4I Measures (1 of 17)

MHS Dashboard - ROBINSON CLINIC-BRAGG



Filter

All CI RMG TRN My

Export

View as of

Apply Clear

Layout

Go back to: [MHS](#)

Readiness- **Medically** Ready Force

Individual Medical Readiness (IMR)

Current Data Date

Freq of Update

Quarterly



Deployment Limiting Med/Dent Condition to fit

Click documentation icon for measure details



Percent of Providers Meeting KSAs for General Surgery

Click documentation icon for measure details



Percent of Providers Meeting KSAs for Orthopedic Surgery

Click documentation icon for measure details



Part E: Robinson Health Clinic P4I Measures P4I Measures (2 of 17)

Better Health- **Improve** Well-Being

Health Related
Quality of Life

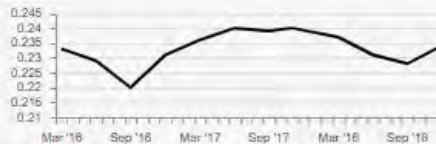
Current Data Date

Freq of Update

Annually

Obesity Prevalence in Adults

23.4 %



Current Data Date

Dec '18

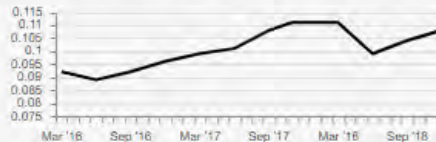
Freq of Update

Quarterly

Lower is better

Obesity Prevalence in Children

10.8 %



Current Data Date

Dec '18

Freq of Update

Quarterly

Lower is better

Overweight Prevalence
in Adults

45.4 %



Current Data Date

Dec '18

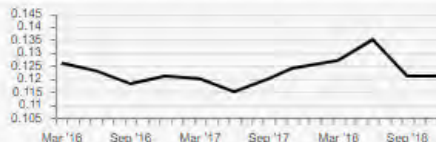
Freq of Update

Quarterly

Lower is better

Overweight Prevalence
in Children

12.1 %



Current Data Date

Dec '18

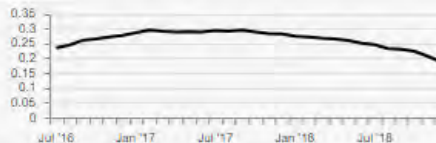
Freq of Update

Quarterly

Lower is better

Cessation Counseling
Amongst Tobacco Users

18.7 %



Current Data Date

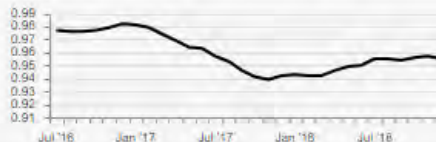
Dec '18

Freq of Update

Monthly

Tobacco Use Assessment

95.5 %



Current Data Date

Dec '18

Freq of Update

Monthly

Part E: Robinson Health Clinic P4I Measures P4I Measures (3 of 17)

Better Care- **Improve** Clinical Outcomes

Risk Adjusted Mortality
(All Cause)

Current Data Date

Freq of Update

Quarterly



Lower is better

Inpatient: Recommend
Hospital (Satisfaction)

Current Data Date

Freq of Update

Quarterly



Outpatient Provider
Communication

87.40 %



Current Data Date

Jun '18

Freq of Update

Quarterly

Part E: Robinson Health Clinic P4I Measures P4I Measures (4 of 17)

Better Care- **Improve** Safety

Catheter-Associated

Urinary Tract Infections - SIR



Current Data Date

Freq of Update

Quarterly

Lower is better

Central Line-Associated

Bloodstream Infections - SIR



Current Data Date

Freq of Update

Quarterly

Lower is better

WSS (Wrong Site Surgery)



Current Data Date

Freq of Update

Quarterly

Lower is better

URFO (Unintended

Retained Foreign Objects)



Current Data Date

Freq of Update

Quarterly

Lower is better

NSQIP (30 Day) All Case

Morbidity Index

[Click to view the report](#)

NSQIP (30 Day) All Case

Mortality Index

[Click to view the report](#)

Part E: Robinson Health Clinic P4I Measures P4I Measures (5 of 17)

Better Care- **Improve** Condition-based Quality Care

Diabetes A1c Testing

93.43 %



Current Data Date

Nov '18

Freq of Update

Monthly

Low Back Pain Imaging Studies

69.21 %



Current Data Date

Nov '18

Freq of Update

Monthly

Children with Pharyngitis

Appropriate Testing

98.46 %



Current Data Date

Nov '18

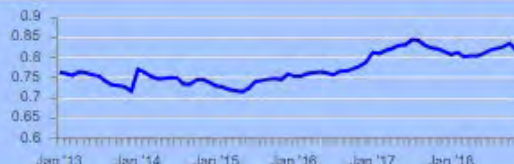
Freq of Update

Monthly

HEDIS Breast Cancer

Screening

81.54 %



Current Data Date

Nov '18

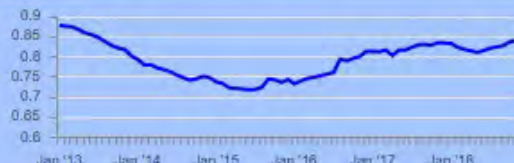
Freq of Update

Monthly

HEDIS Cervical Cancer

Screening

83.82 %



Current Data Date

Nov '18

Freq of Update

Monthly

HEDIS Colon Cancer

Screening

85.01 %



Current Data Date

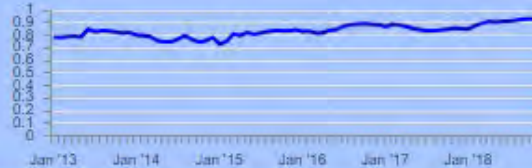
Nov '18

Freq of Update

Monthly

Part E: Robinson Health Clinic P4I Measures P4I Measures (6 of 17)

7-Day Mental Health Follow-Up
92.40 %



Current Data Date
Nov '18

Freq of Update
Monthly

HEDIS All Cause Readmissions



Current Data Date

Freq of Update
Monthly

Lower is better

Well Child
87.63 %



Current Data Date
Nov '18

Freq of Update
Monthly

IQI #33 Primary Cesarean Section



Current Data Date

Freq of Update
Quarterly

Lower is better

Postpartum Hemorrhage



Current Data Date

Freq of Update
Quarterly

Lower is better

Unexpected Newborn Complication #716



Current Data Date

Freq of Update
Quarterly

Lower is better

Part E: Robinson Health Clinic P4I Measures P4I Measures (7 of 17)

Better Care-**Improve** Comprehensive Primary Care

Days to Third Next Available
24 Hour Appointment

0.92



Current Data Date

Feb '19

Freq of Update

Monthly

Lower is better

Days to Third Next Available
Future Appointment

3.26



Current Data Date

Feb '19

Freq of Update

Monthly

Lower is better

Potentially Recapturable
PC Leakage to the Network

7.41 %



Current Data Date

Nov '18

Freq of Update

Monthly

Lower is better

PCM Continuity

57.32 %



Current Data Date

Feb '19

Freq of Update

Monthly

Part E: Robinson Health Clinic P4I Measures P4I Measures (8 of 17)

Better Care- Optimize & Standardize Access

Percent of Direct Care Enrollees with Secure Messaging

Current Data Date

Freq of Update
Monthly



SM Response Time One Business Day

Current Data Date

Freq of Update
Monthly



Satisfaction with Getting Care When Needed
75.06 %



Current Data Date
Sep '18

Freq of Update
Quarterly



Specialty Care: Referral Order to Book
5.09



Current Data Date
Nov '18

Freq of Update
Monthly

Lower is better



Specialty Care: Booked to Actual Appt
10.88



Current Data Date
Nov '18

Freq of Update
Monthly

Lower is better



Part E: Robinson Health Clinic P4I Measures P4I Measures (9 of 17)

Ambulatory Specialty Care Leakage



Current Data Date

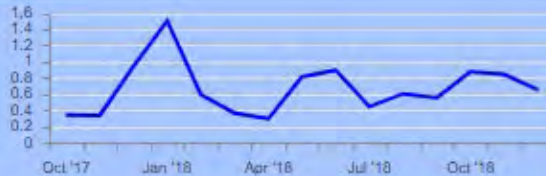
Freq of Update

Monthly

Lower is better

Active Duty Days to Primary Care Appointments

0.65



Current Data Date

Freq of Update

Dec '18

Monthly

Lower is better

Active Duty Days to Specialty Care Appointments

9.49



Current Data Date

Freq of Update

Dec '18

Monthly

Lower is better

MEB Stage Timeliness

Click documentation icon for measure details



Part E: Robinson Health Clinic P4I Measures P4I Measures (10 of 17)

Better Care - **Improve** Regulatory Compliance

American Council for Graduate Medical Education (ACGME) Accreditation Status

Click documentation icon for measure details



Accreditation for DoD Clinical Laboratories

Click documentation icon for measure details



Joint Commission Accreditation

Click documentation icon for measure details



Part E: Robinson Health Clinic P4I Measures P4I Measures (11 of 17)

Lower Cost - **Improve** Stewardship

Per Member Per Month



Current Data Date

Freq of Update

Monthly

Lower is better

Total Purchased Care Cost



Current Data Date

Freq of Update

Monthly

Lower is better

Private Sector Care Cost
per Prime Enrollee



Current Data Date

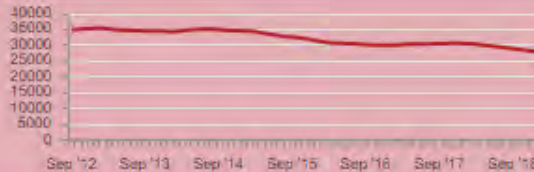
Freq of Update

Monthly

Lower is better

Total Empanelment

-3.4 %



Current Data Date

Freq of Update

Jan '19

Monthly

Pharmacy Percent Retail Spend



Current Data Date

Freq of Update

Monthly

Lower is better

Part E: Robinson Health Clinic P4I Measures P4I Measures (12 of 17)

Active Duty Specialty Care
Provider Efficiency

Current Data Date

Freq of Update

Quarterly



Overall Occupancy Rate (US)

Current Data Date

Freq of Update

Monthly



ICU Occupancy Rate (US)

Current Data Date

Freq of Update

Monthly



Enterprise Support Activity (ESA) Net Benefit

Click documentation icon for measure details



Part E: Robinson Health Clinic P4I Measures P4I Measures (13 of 17)

MHS Dashboard - ROBINSON CLINIC-BRAGG



Filter

All
CI
RMG
TRN
MV

Export

View as of

Layout

Go back to: [MHS](#)

| | |
|--|---|
| ∨ | = decrease in current value from prior |
| ∧ | = increase in current value from prior |
| > | = no change in current value from prior |
| Trend – the number of data periods corresponding to the performance trend direction | |

Readiness- **Medically** Ready Force

| Measure | Data As Of | Next Refresh | Red | Yellow | Green | Blue | ROBINSON CLINIC-BRAGG | |
|---|------------|--------------|-----|--------|-------|------|-----------------------|-------|
| IMR | - | 4/2019 | - | - | - | - | Current | Prior |
| | | | | | | | - | - |
| Deployment Limiting Med/Dent Condition | - | 4/2019 | - | - | - | - | Current | Prior |
| | | | | | | | - | - |
| Percent Meeting KSAs General Surgery | - | 4/2019 | - | - | - | - | Current | Prior |
| | | | | | | | - | - |
| Percent Meeting KSAs Orthopedic Surgery | - | 4/2019 | - | - | - | - | Current | Prior |
| | | | | | | | - | - |

Part E: Robinson Health Clinic P4I Measures P4I Measures (14 of 17)

Better Health- Improve Well-Being

| Measure | Data As Of | Next Refresh | Red | Yellow | Green | Blue | ROBINSON CLINIC-BRAGG |
|---|------------|--------------|-----|--------|-------|------|---|
| HRQOL | - | 9/2019 | - | - | - | - | Current - Prior - Performance Trend |
| Obesity in Adults Lower is better | 12/2018 | 5/2019 | - | - | - | - | Current 23.4 % Prior 22.8 % Performance Trend ^ 1 |
| Obesity in Children Lower is better | 12/2018 | 5/2019 | - | - | - | - | Current 10.8 % Prior 10.4 % Performance Trend ^ 2 |
| Overweight in Adults Lower is better | 12/2018 | 5/2019 | - | - | - | - | Current 45.4 % Prior 45.5 % Performance Trend v 2 |
| Overweight in Children Lower is better | 12/2018 | 5/2019 | - | - | - | - | Current 12.1 % Prior 12.1 % Performance Trend > 1 |
| Tobacco Counseling | 12/2018 | 4/2019 | - | - | - | - | Current 18.7 % Prior 20.6 % Performance Trend v 15 |
| Tobacco Use Assessment | 12/2018 | 4/2019 | - | - | - | - | Current 95.5 % Prior 95.7 % Performance Trend v 1 |

Better Care- Improve Clinical Outcomes

| Measure | Data As Of | Next Refresh | Red | Yellow | Green | Blue | ROBINSON CLINIC-BRAGG |
|--|------------|--------------|-------|--------|--------|--------|--|
| Risk Adjusted Mortality Lower is better | - | 5/2019 | - | - | - | - | Current - Prior - Performance Trend |
| Recommend Hospital | - | 3/2019 | - | - | - | - | Current - Prior - Performance Trend |
| Provider Communication | 6/2018 | 3/2019 | < 85% | >= 85% | >= 88% | >= 91% | Current 87.40 % Prior 46.85 % Performance Trend ^ 1 |

Better Care- Improve Safety

| Measure | Data As Of | Next Refresh | Red | Yellow | Green | Blue | ROBINSON CLINIC-BRAGG |
|---------------------------------|------------|--------------|-----|--------|-------|------|---|
| CAUTI - SIR Lower is better | - | 4/2019 | - | - | - | - | Current - Prior - Performance Trend |
| CLABSI - SIR Lower is better | - | 4/2019 | - | - | - | - | Current - Prior - Performance Trend |
| WSS Lower is better | - | 4/2019 | - | - | - | - | Current - Prior - Performance Trend |
| URFO Lower is better | - | 4/2019 | - | - | - | - | Current - Prior - Performance Trend |

Part E: Robinson Health Clinic P4I Measures P4I Measures (15 of 17)

Better Care - Improve Condition-based Quality Care

| Measure | Data As Of | Next Refresh | Red | Yellow | Green | Blue | ROBINSON CLINIC BRAGG |
|---------------------------|------------|--------------|----------|-----------|-----------|-----------|--|
| Diabetes A1c Testing | 11/2018 | 3/2019 | < 90.54% | >= 90.54% | >= 93.37% | >= 94.89% | Current ^Q 93.43 % Prior ^Q 93.47 % Performance Trend ∇ 1 |
| Low Back Pain | 11/2018 | 3/2019 | < 73.91% | >= 73.91% | >= 78.57% | >= 82.98% | Current ^Q 69.21 % Prior ^Q 69.21 % Performance Trend > 1 |
| Children w/Pharyngitis | 11/2018 | 3/2019 | < 86.86% | >= 86.86% | >= 90.61% | >= 94.12% | Current ^Q 98.46 % Prior ^Q 98.46 % Performance Trend > 1 |
| Breast Cancer Screening | 11/2018 | 3/2019 | < 73.55% | >= 73.55% | >= 77.49% | >= 81.04% | Current ^Q 81.54 % Prior ^Q 83.25 % Performance Trend ∇ 1 |
| Cervical Cancer Screening | 11/2018 | 3/2019 | < 75.91% | >= 75.91% | >= 79.02% | >= 82.48% | Current ^Q 83.82 % Prior ^Q 83.49 % Performance Trend ▲ 5 |
| Colon Cancer Screening | 11/2018 | 3/2019 | < 63.34% | >= 63.34% | >= 70.21% | >= 74.7% | Current ^Q 85.01 % Prior ^Q 84.94 % Performance Trend ▲ 1 |

| | | | | | | | |
|---|---------|--------|----------|-----------|-----------|-----------|--|
| 7-Day Mental Health | 11/2018 | 3/2019 | < 51.72% | >= 51.72% | >= 62.9% | >= 69.68% | Current ^Q 92.40 % Prior ^Q 92.39 % Performance Trend ▲ 3 |
| All Cause Readmissions Lower is better | - | 3/2019 | - | - | - | - | Performance Trend - - |
| Well Child | 11/2018 | 3/2019 | < 81.9% | >= 81.9% | >= 86.59% | >= 89.81% | Current ^Q 87.63 % Prior ^Q 87.87 % Performance Trend ∇ 7 |
| IQI #33 Primary Cesarean Section Lower is better | - | 4/2019 | - | - | - | - | Performance Trend - - |
| Postpartum Hemorrhage Lower is better | - | 4/2019 | - | - | - | - | Performance Trend - - |
| Unexpected Newborn Complication #716 Lower is better | - | 4/2019 | - | - | - | - | Performance Trend - - |

Part E: Robinson Health Clinic P4I Measures P4I Measures (16 of 17)

Better Care- **Improve** Comprehensive Primary Care

| Measure | Data As Of | Next Refresh | Red | Yellow | Green | Blue | ROBINSON CLINIC BRAGG |
|--|------------|--------------|-------------|-------------|-----------|--------------|--|
| 24 Hour Appts <small>Lower is better</small> | 2/2019 | 4/2019 | > 1.50 Days | <= 1.5 Days | <= 1 Days | <= 0.83 Days | Current: 0.92, Prior: 0.76, Trend: 1 |
| Future Appts <small>Lower is better</small> | 2/2019 | 4/2019 | > 8 Days | <= 8 Days | <= 7 Days | <= 2.3 Days | Current: 3.26, Prior: 3.58, Trend: 2 |
| PC Leakage (Recap) <small>Lower is better</small> | 11/2018 | 4/2019 | >= 12.00% | < 12.00% | <= 8.00% | <= 3.00% | Current: 7.41%, Prior: 7.40%, Trend: 1 |
| PCM Continuity | 2/2019 | 4/2019 | < 55% | >= 55% | >= 65% | >= 75% | Current: 57.32%, Prior: 53.45%, Trend: 5 |

Better Care- **Optimize & Standardize** Access

| Measure | Data As Of | Next Refresh | Red | Yellow | Green | Blue | ROBINSON CLINIC BRAGG |
|------------------------|------------|--------------|-----|--------|-------|------|--------------------------------|
| SM Enrollment | - | 3/2019 | - | - | - | - | Current: -, Prior: -, Trend: - |
| SM Response Time 1 Day | - | 3/2019 | - | - | - | - | Current: -, Prior: -, Trend: - |

| | | | | | | | |
|---|---------|--------|------------|-------------|------------|--------------|--|
| Getting Care When Needed | 9/2018 | 3/2019 | < 81.20% | >= 81.20% | >= 84.40% | >= 87.20% | Current: 75.06%, Prior: 81.18%, Trend: 1 |
| Specialty: Referral to Book <small>Lower is better</small> | 11/2018 | 3/2019 | > 4 Days | <= 4 Days | <= 3 Days | <= 1 Day | Current: 5.09, Prior: 5.44, Trend: 2 |
| Specialty: Booked to Appt <small>Lower is better</small> | 11/2018 | 3/2019 | > 24 Days | <= 24 Days | <= 15 Days | <= 7.5 Days | Current: 10.88, Prior: 12.21, Trend: 1 |
| Amb Specialty Care Leakage <small>Lower is better</small> | - | 3/2019 | - | - | - | - | Current: -, Prior: -, Trend: - |
| AD: Days To Primary Care <small>Lower is better</small> | 12/2018 | 3/2019 | > 1.5 Days | <= 1.5 Days | <= 1 Days | <= 0.83 Days | Current: 0.65, Prior: 0.84, Trend: 2 |
| AD: Days To Specialty Care <small>Lower is better</small> | 12/2018 | 3/2019 | > 24 Days | <= 24 Days | <= 15 Days | <= 7.5 Days | Current: 9.49, Prior: 10.70, Trend: 3 |
| MEB Stage Timeliness | - | 4/2019 | - | - | - | - | Current: -, Prior: -, Trend: - |

Part E: Robinson Health Clinic P4I Measures P4I Measures (17 of 17)

Better Care - Improve Regulatory Compliance

| Measure | Data As Of | Next Refresh | Red | Yellow | Green | Blue | ROBINSON CLINIC-BRAGG |
|---|------------|--------------|-----|--------|-------|------|---|
| ACGME Accreditation Status | - | 9/2019 | - | - | - | - | Current - Prior - Performance - Trend - |
| Accreditation for DoD Clinical Laboratories | - | 3/2019 | - | - | - | - | Current - Prior - Performance - Trend - |
| Joint Commission Accreditation | - | 3/2019 | - | - | - | - | Current - Prior - Performance - Trend - |

Lower Cost - Improve Stewardship

| Measure | Data As Of | Next Refresh | Red | Yellow | Green | Blue | ROBINSON CLINIC-BRAGG |
|--|------------|--------------|-----|--------|-------|------|---|
| PMPM Lower is better | - | 5/2019 | - | - | - | - | Current - Prior - Performance - Trend - |
| Total Purchased Care Cost Lower is better | - | 4/2019 | - | - | - | - | Current - Prior - Performance - Trend - |
| Private Sector Care Cost Lower is better | - | 5/2019 | - | - | - | - | Current - Prior - Performance - Trend - |

| Measure | 1/2019 | 3/2019 | < 0.00% | >= 5.00% | Current ¹ -3.4% | Prior ¹ -2.6% |
|--|--------|--------|---------|----------|-------------------------------|-----------------------------|
| Total Empanelment | - | - | - | - | Performance | Trend |
| Pharmacy Percent Retail Lower is better | - | 3/2019 | - | - | Current | Prior |
| AD: Spec Prov Efficiency | - | 4/2019 | - | - | Performance | Trend |
| Overall Occ Rate (US) | - | 3/2019 | - | - | Current | Prior |
| ICU Occ Rate (US) | - | 3/2019 | - | - | Performance | Trend |
| ESA Benefit | - | 3/2019 | - | - | Current | Prior |

Part F: Joel Health Clinic P4I Measures P4I Measures (1 of 17)

MHS Dashboard - JOEL CLINIC-BRAGG



Filter

All CI RMG TRN My

Export

PDF Email XLS Grid

View as of

Apply Clear

Layout

≡ ☰ 🔥

Go back to: **MHS**

Readiness- **Medically** Ready Force

Individual Medical Readiness (IMR)

No data is currently available

Deployment Limiting Med/Dent Condition to fit

Click documentation icon for measure details



Percent of Providers Meeting KSAs for General Surgery

Click documentation icon for measure details



Percent of Providers Meeting KSAs for Orthopedic Surgery

Click documentation icon for measure details



Part F: Joel Health Clinic P4I Measures P4I Measures (2 of 17)

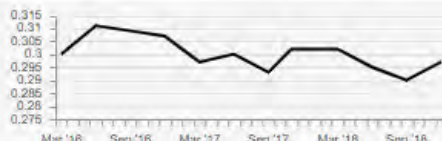
Better Health- **Improve** Well-Being

Health Related
Quality of Life

No data is currently available

Obesity Prevalence in Adults

29.7 %



Current Data Date

Dec '18

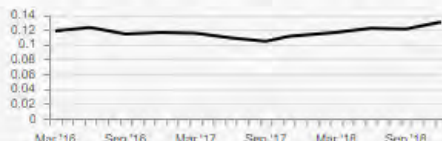
Freq of Update

Quarterly

Lower is better

Obesity Prevalence in Children

13.0 %



Current Data Date

Dec '18

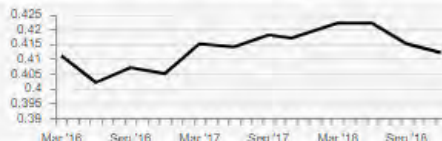
Freq of Update

Quarterly

Lower is better

Overweight Prevalence
in Adults

41.2 %



Current Data Date

Dec '18

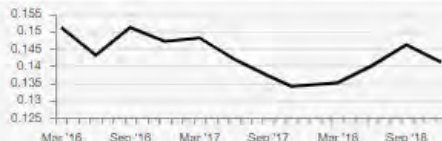
Freq of Update

Quarterly

Lower is better

Overweight Prevalence
in Children

14.1 %



Current Data Date

Dec '18

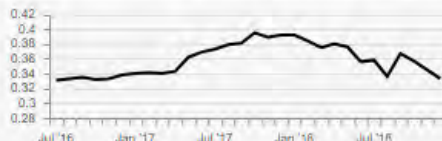
Freq of Update

Quarterly

Lower is better

Cessation Counseling
Amongst Tobacco Users

33.3 %



Current Data Date

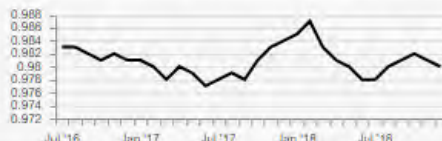
Dec '18

Freq of Update

Monthly

Tobacco Use Assessment

98.0 %



Current Data Date

Dec '18

Freq of Update

Monthly

Part F: Joel Health Clinic P4I Measures P4I Measures (3 of 17)

Better Care- **Improve** Clinical Outcomes

Risk Adjusted Mortality
(All Cause)

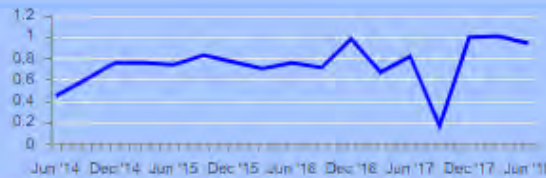
No data is currently available

Inpatient: Recommend
Hospital (Satisfaction)

No data is currently available

Outpatient Provider
Communication

93.22 %



Current Data Date
Jun '18

Freq of Update
Quarterly

Part F: Joel Health Clinic P4I Measures P4I Measures (4 of 17)

Better Care- **Improve** Safety

Catheter-Associated
Urinary Tract Infections - SIR

No data is currently available

Central Line-Associated
Bloodstream Infections - SIR

No data is currently available

WSS (Wrong Site Surgery)

No data is currently available

URFO (Unintended
Retained Foreign Objects)

No data is currently available

NSQIP (30 Day) All Case

Morbidity Index [Click to view the report](#)

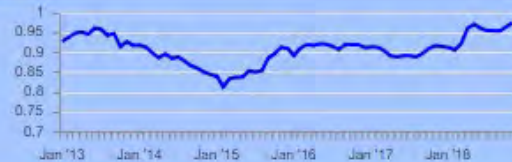
NSQIP (30 Day) All Case

Mortality Index [Click to view the report](#)

Part F: Joel Health Clinic P4I Measures P4I Measures (5 of 17)

Better Care- **Improve** Condition-based Quality Care

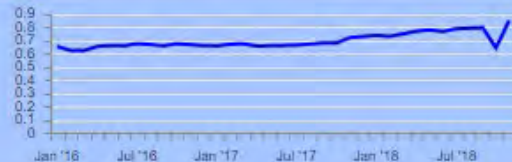
Diabetes A1c Testing
97.24 %



Current Data Date
Nov '18

Freq of Update
Monthly

Low Back Pain Imaging Studies
84.62 %



Current Data Date
Nov '18

Freq of Update
Monthly

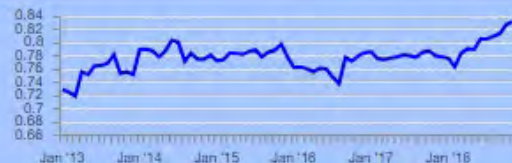
Children with Pharyngitis
Appropriate Testing
100.00 %



Current Data Date
Nov '18

Freq of Update
Monthly

HEDIS Breast Cancer
Screening
83.03 %



Current Data Date
Nov '18

Freq of Update
Monthly

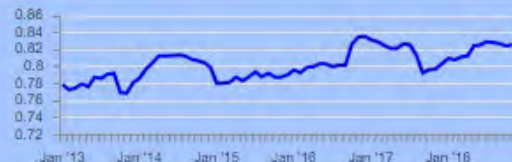
HEDIS Cervical Cancer
Screening
86.40 %



Current Data Date
Nov '18

Freq of Update
Monthly

HEDIS Colon Cancer
Screening
82.52 %



Current Data Date
Nov '18

Freq of Update
Monthly

Part F: Joel Health Clinic P4I Measures P4I Measures (6 of 17)

7-Day Mental Health Follow-Up
80.95 %



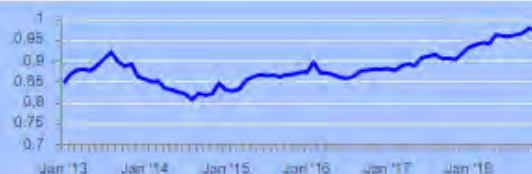
Current Data Date
Nov '18

Freq of Update
Monthly

HEDIS All Cause Readmissions

No data is currently available

Well Child
96.74 %



Current Data Date
Nov '18

Freq of Update
Monthly

IQI #33 Primary Cesarean Section

No data is currently available

Postpartum Hemorrhage

No data is currently available

Unexpected Newborn Complication #716

No data is currently available

Part F: Joel Health Clinic P4I Measures P4I Measures (7 of 17)

Better Care- **Improve** Comprehensive Primary Care

Days to Third Next Available
24 Hour Appointment

1.08



Current Data Date

Feb '19

Freq of Update

Monthly

Lower is better

Days to Third Next Available
Future Appointment

6.12



Current Data Date

Feb '19

Freq of Update

Monthly

Lower is better

Potentially Recapturable
PC Leakage to the Network

9.26 %



Current Data Date

Nov '18

Freq of Update

Monthly

Lower is better

PCM Continuity

55.05 %



Current Data Date

Feb '19

Freq of Update

Monthly

Part F: Joel Health Clinic P4I Measures P4I Measures (8 of 17)

Better Care- **Optimize & Standardize** Access

Percent of Direct Care Enrollees with Secure Messaging No data is currently available

SM Response Time One Business Day No data is currently available

Satisfaction with Getting Care When Needed
82.39 %



Current Data Date
Sep '18

Freq of Update
Quarterly

Specialty Care: Referral Order to Book
6.60

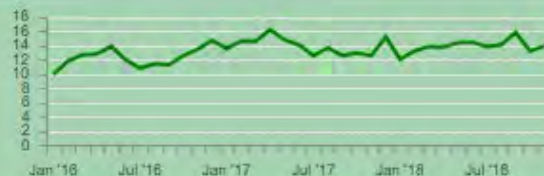


Current Data Date
Nov '18

Freq of Update
Monthly

Lower is better

Specialty Care: Booked to Actual Appt
13.84



Current Data Date
Nov '18

Freq of Update
Monthly

Lower is better


Part F: Joel Health Clinic P4I Measures P4I Measures (9 of 17)

Ambulatory Specialty Care Leakage

No data is currently available

Active Duty Days to Primary Care Appointments

0.49



Current Data Date

Dec '18

Lower is better

Freq of Update

Monthly

Active Duty Days to Specialty Care Appointments

12.96



Current Data Date

Dec '18

Lower is better

Freq of Update

Monthly

MEB Stage Timeliness

Click documentation icon for measure details



Part F: Joel Health Clinic P4I Measures P4I Measures (10 of 17)

Better Care - **Improve** Regulatory Compliance

American Council for Graduate Medical Education (ACGME) Accreditation Status

Click documentation icon for measure details



Accreditation for DoD Clinical Laboratories

Click documentation icon for measure details



Joint Commission Accreditation

Click documentation icon for measure details



Part F: Joel Health Clinic P4I Measures P4I Measures (11 of 17)

Lower Cost - **Improve** Stewardship

Per Member Per Month

No data is currently available

Total Purchased Care Cost

No data is currently available

Private Sector Care Cost
per Prime Enrollee

No data is currently available

Total Empanelment

-0.3 %



Current Data Date

Jan '19

Freq of Update

Monthly

Pharmacy Percent Retail Spend

No data is currently available

Part F: Joel Health Clinic P4I Measures P4I Measures (12 of 17)

AD: Spec Prov Efficiency

No data is currently available

Overall Occupancy Rate (US)

No data is currently available

ICU Occupancy Rate (US)

No data is currently available

Enterprise Support Activity (ESA) Net Benefit

Click documentation icon for measure details



Part F: Joel Health Clinic P4I Measures P4I Measures (15 of 17)

Better Care-**Improve** Condition-based Quality Care

| Measure | Data As Of | Next Refresh | Red | Yellow | Green | Blue | JOEL CLINIC-BRAGG |
|---------------------------|------------|--------------|----------|-----------|-----------|-----------|---|
| Diabetes A1c Testing | 11/2018 | 3/2019 | < 90.54% | >= 90.54% | >= 93.37% | >= 94.89% | Current ⁸ Prior ⁹ 97.24 % 96.31 % Performance Trend ^ 2 |
| Low Back Pain | 11/2018 | 3/2019 | < 73.91% | >= 73.91% | >= 78.57% | >= 82.98% | Current ⁸ Prior ⁹ 84.62 % 84.62 % Performance Trend > 1 |
| Children w/Pharyngitis | 11/2018 | 3/2019 | < 86.86% | >= 86.86% | >= 90.61% | >= 94.12% | Current ⁸ Prior ⁹ 100.00 % 100.00 % Performance Trend > 3 |
| Breast Cancer Screening | 11/2018 | 3/2019 | < 73.55% | >= 73.55% | >= 77.49% | >= 81.04% | Current ⁸ Prior ⁹ 83.03 % 82.57 % Performance Trend ^ 3 |
| Cervical Cancer Screening | 11/2018 | 3/2019 | < 75.91% | >= 75.91% | >= 79.02% | >= 82.48% | Current ⁸ Prior ⁹ 86.40 % 86.11 % Performance Trend ^ 1 |
| Colon Cancer Screening | 11/2018 | 3/2019 | < 63.34% | >= 63.34% | >= 70.21% | >= 74.7% | Current ⁸ Prior ⁹ 82.52 % 82.35 % Performance Trend ^ 1 |

| | | | | | | | |
|---|---------|--------|----------|-----------|-----------|-----------|---|
| 7-Day Mental Health | 11/2018 | 3/2019 | < 51.72% | >= 51.72% | >= 62.9% | >= 69.68% | Current ⁸ Prior ⁹ 80.95 % 80.88 % Performance Trend ^ 1 |
| All Cause Readmissions Lower is better | - | 3/2019 | - | - | - | - | Current ⁸ Prior ⁹ - - Performance Trend - - |
| Well Child | 11/2018 | 3/2019 | < 81.9% | >= 81.9% | >= 86.59% | >= 89.81% | Current ⁸ Prior ⁹ 96.74 % 97.73 % Performance Trend v 1 |
| IQJ #33 Primary Cesarean Section Lower is better | - | 4/2019 | - | - | - | - | Current ⁸ Prior ⁹ - - Performance Trend - - |
| Postpartum Hemorrhage Lower is better | - | 4/2019 | - | - | - | - | Current ⁸ Prior ⁹ - - Performance Trend - - |
| Unexpected Newborn Complication #716 Lower is better | - | 4/2019 | - | - | - | - | Current ⁸ Prior ⁹ - - Performance Trend - - |

Part F: Joel Health Clinic P4I Measures P4I Measures (16 of 17)

Better Care- **Improve** Comprehensive Primary Care

| Measure | Data As Of | Next Refresh | Red | Yellow | Green | Blue | JOEL CLINIC-BRAGG |
|--|------------|--------------|------------|------------|----------|-------------|--|
| 24 Hour Appts <small>Lower is better</small> | 2/2019 | 4/2019 | >1.50 Days | <=1.5 Days | <=1 Days | <=0.83 Days | Current: 1.08, Prior: 1.22, Trend: 2 |
| Future Appts <small>Lower is better</small> | 2/2019 | 4/2019 | >8 Days | <=8 Days | <=7 Days | <=2.3 Days | Current: 6.12, Prior: 7.43, Trend: 4 |
| PC Leakage (Recap) <small>Lower is better</small> | 11/2018 | 4/2019 | >= 12.00% | < 12.00% | <= 8.00% | <= 3.00% | Current: 9.26%, Prior: 11.23%, Trend: 2 |
| PCM Continuity | 2/2019 | 4/2019 | < 55% | >= 55% | >= 65% | >= 75% | Current: 55.05%, Prior: 54.37%, Trend: 1 |

Better Care- **Optimize & Standardize** Access

| Measure | Data As Of | Next Refresh | Red | Yellow | Green | Blue | JOEL CLINIC-BRAGG |
|------------------------|------------|--------------|-----|--------|-------|------|--------------------------------|
| SM Enrollment | - | 3/2019 | - | - | - | - | Current: -, Prior: -, Trend: - |
| SM Response Time 1 Day | - | 3/2019 | - | - | - | - | Current: -, Prior: -, Trend: - |

| | | | | | | | |
|---|---------|--------|-----------|------------|-----------|-------------|--|
| Getting Care When Needed | 9/2018 | 3/2019 | <81.20% | >=81.20% | >=84.40% | >=87.20% | Current: 82.39%, Prior: 81.87%, Trend: 1 |
| Specialty: Referral to Book <small>Lower is better</small> | 11/2018 | 3/2019 | >4 Days | <=4 Days | <=3 Days | <=1 Day | Current: 6.60, Prior: 6.90, Trend: 2 |
| Specialty: Booked to Appt <small>Lower is better</small> | 11/2018 | 3/2019 | >24 Days | <=24 Days | <=15 Days | <=7.5 Days | Current: 13.84, Prior: 13.09, Trend: 1 |
| Amb Specialty Care Leakage <small>Lower is better</small> | - | 3/2019 | - | - | - | - | Current: -, Prior: -, Trend: - |
| AD: Days To Primary Care <small>Lower is better</small> | 12/2018 | 3/2019 | >1.5 Days | <=1.5 Days | <=1 Days | <=0.83 Days | Current: 0.49, Prior: 0.40, Trend: 1 |
| AD: Days To Specialty Care <small>Lower is better</small> | 12/2018 | 3/2019 | >24 Days | <=24 Days | <=15 Days | <=7.5 Days | Current: 12.96, Prior: 15.44, Trend: 3 |
| MEB Stage Timeliness | - | 4/2019 | - | - | - | - | Current: -, Prior: -, Trend: - |

Part F: Joel Health Clinic P4I Measures P4I Measures (17 of 17)

Better Care - Improve Regulatory Compliance

| Measure | Data As Of | Next Refresh | Red | Yellow | Green | Blue | JOEL CLINIC-BRAGG | Current | Prior |
|---|------------|--------------|-----|--------|-------|------|-------------------|---------|-------|
| ACGME Accreditation Status | - | 9/2019 | - | - | - | - | Current | - | - |
| Accreditation for DoD Clinical Laboratories | - | 3/2019 | - | - | - | - | Performance | Trend | - |
| Joint Commission Accreditation | - | 3/2019 | - | - | - | - | Current | Prior | - |
| | | | | | | | Performance | Trend | - |

Lower Cost - Improve Stewardship

| Measure | Data As Of | Next Refresh | Red | Yellow | Green | Blue | JOEL CLINIC-BRAGG | Current | Prior |
|--|------------|--------------|-----|--------|-------|------|-------------------|---------|-------|
| PMPM Lower is better | - | 5/2019 | - | - | - | - | Current | - | - |
| Total Purchased Care Cost Lower is better | - | 4/2019 | - | - | - | - | Performance | Trend | - |
| Private Sector Care Cost Lower is better | - | 5/2019 | - | - | - | - | Current | Prior | - |
| | | | | | | | Performance | Trend | - |

| Measure | Data As Of | Next Refresh | Red | Yellow | Green | Blue | Target | Current | Prior |
|--|------------|--------------|-----|--------|-------|------|----------------------|----------|-------|
| Total Empanelment | 1/2019 | 3/2019 | - | - | - | - | < 0.00% | -0.3% | -0.7% |
| | | | | | | | < 5.00% but >= 0.00% | >= 5.00% | |
| Pharmacy Percent Retail Lower is better | - | 3/2019 | - | - | - | - | - | - | - |
| AD: Spec Prov Efficiency | - | 4/2019 | - | - | - | - | - | - | - |
| Overall Occ Rate (US) | - | 3/2019 | - | - | - | - | - | - | - |
| ICU Occ Rate (US) | - | 3/2019 | - | - | - | - | - | - | - |
| ESA Benefit | - | 3/2019 | - | - | - | - | - | - | - |

Part H: MTF Portfolio

WOMACK ARMY MEDICAL CENTER – FT BRAGG

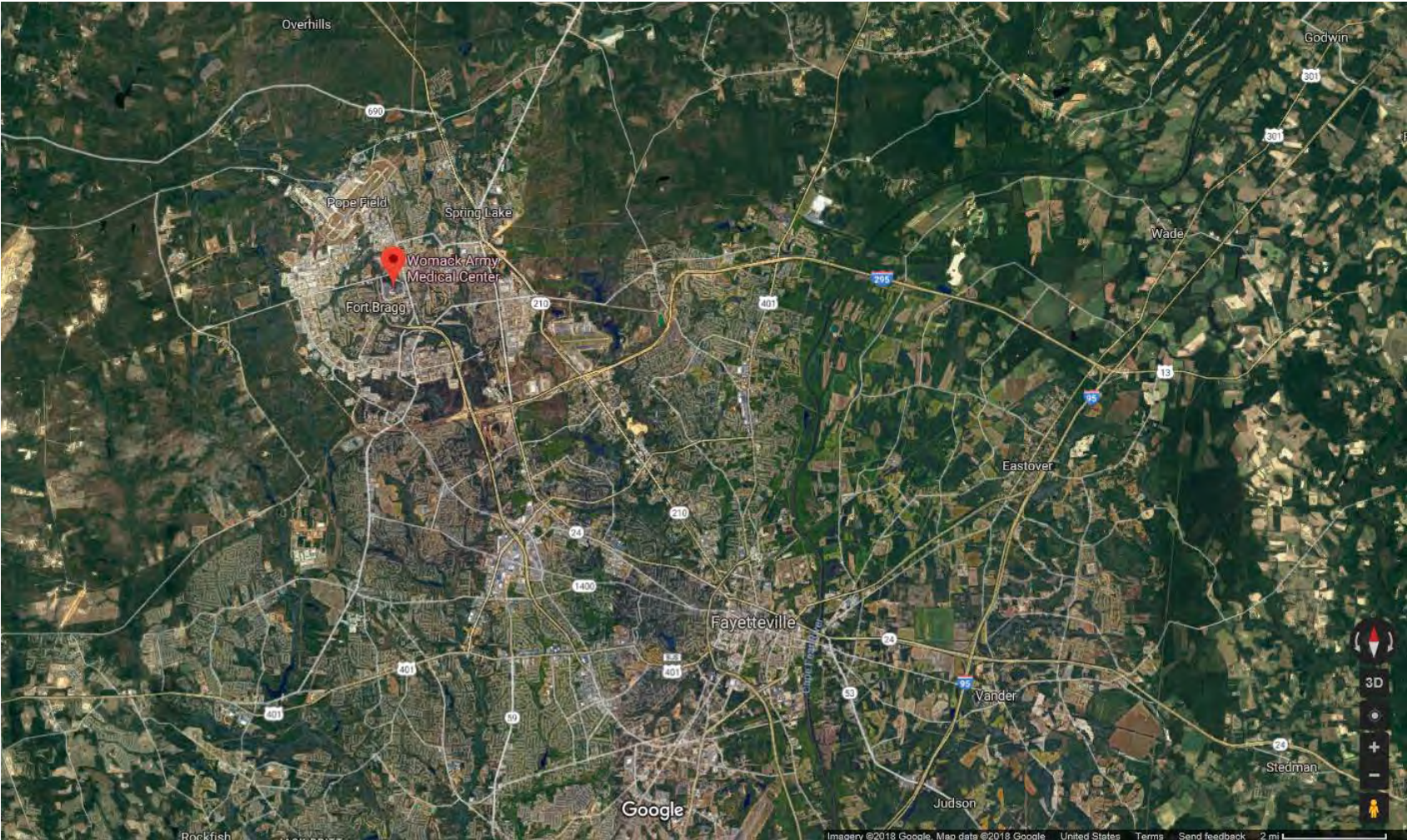


Table of Contents

| <u>Section</u> | <u>Slide #</u> |
|---|----------------|
| Overview..... | <u>3</u> |
| Inpatient Care..... | <u>5</u> |
| Ambulatory Care..... | <u>19</u> |
| Pharmacy..... | <u>39</u> |
| Radiology..... | <u>64</u> |
| Laboratory..... | <u>77</u> |
| Staffing..... | <u>96</u> |
| Eligible Population and Enrollment..... | <u>114</u> |

AMC Womack – Overview

❑ # of Buildings and Age¹: 1, 21

❑ Built Beds¹: 155

❑ Beds²:

| FY 2019 Projected Beds | |
|------------------------|-----------|
| SERVICE | BEDS |
| Bassinett | 14 |
| Med/Surg | 39 |
| Mental Health | 11 |
| OB | 14 |
| ICU | 12 |
| TOTAL | 90 |

❑ ADPL³:

| ADPL | FY14 | FY15 | FY16 | FY17 | FY18 |
|------------------|------|------|------|------|------|
| ADPL w/ Newborn | 80.1 | 79.5 | 79.8 | 74.9 | 73.5 |
| ADPL w/o Newborn | 57.9 | 59.3 | 59.4 | 56.2 | 57.1 |

¹ Source: DHA / Facilities Management Division

² Source: P4I Occupancy Rate Measure

³ Source: MDR SIDR, includes inferences

AMC Womack – Overview

☐ Avg # of Encounters per day¹:

| Tmt DMIS ID | Tmt DMIS ID Name | 2014 | 2015 | 2016 | 2017 | 2018 |
|-------------|--------------------------------|-------|-------|-------|-------|-------|
| 0089 | AMC WOMACK-BRAGG | 2,202 | 2,040 | 2,051 | 2,295 | 2,389 |
| 0570 | BRAGG CLINIC | 31 | 34 | 33 | 44 | 47 |
| 0576 | OHC NSG OFF-SUNNY POINT | 3 | 3 | 3 | 3 | 3 |
| 6034 | TROOP & FAMILY MED CL-BRAGG | 304 | 334 | 349 | 357 | 316 |
| 6072 | WAMC-VA FAY REHAB CLINIC-BRAGG | | | | 88 | 125 |
| 6105 | CBMH FAYETTEVILLE-BRAGG | 150 | 157 | 148 | 159 | 164 |
| 6106 | CBMH HOPE MILLS-BRAGG | 187 | 176 | 189 | 226 | 240 |
| 6107 | CBMH LINDEN OAKS-BRAGG | | 37 | 134 | 167 | 183 |
| 6178 | EBH EAST BRAGG CLINIC-BRAGG | 20 | 18 | 29 | 39 | 49 |
| 6179 | EBH WEST BRAGG CLINIC-BRAGG | 21 | 39 | 67 | 67 | 70 |
| 6180 | EBH SMOKE BOMB HILL-BRAGG | 21 | 24 | 2 | | |
| 6228 | NICOE-INTREPID SPIRIT-BRAGG | | 1 | 107 | 98 | 102 |
| 7143 | ROBINSON CLINIC-BRAGG | 545 | 576 | 606 | 710 | 694 |
| 7286 | JOEL CLINIC-BRAGG | 267 | 247 | 369 | 333 | 305 |
| 7294 | CLARK CLINIC-BRAGG | 496 | 456 | 408 | 447 | 422 |

☐ ER or Immediate Care²: Y – AMC Womack

¹ Source: M2 CAPER, MEPRS B only, ER (BIA) and Immediate Care (BHI) omitted, Monday-Friday only

² Source: M2 CAPER, ER (BIA) or Immediate Care (BHI) coded

Inpatient Care

AMC Womack – Trends in Direct Care ADPL¹ – Overall and by Product Line

| TOTAL | | | | | |
|--------|-------|-------|-------|-------|-------|
| FY | 2014 | 2015 | 2016 | 2017 | 2018 |
| MEAN | 80.1 | 79.5 | 79.8 | 74.9 | 73.5 |
| MIN | 42.0 | 48.0 | 48.0 | 47.0 | 46.0 |
| 10TH | 65.0 | 65.0 | 63.0 | 60.0 | 59.0 |
| 25TH | 71.0 | 71.0 | 71.0 | 66.0 | 66.0 |
| MEDIAN | 80.0 | 79.0 | 80.0 | 74.0 | 73.0 |
| 75TH | 89.0 | 87.0 | 88.0 | 84.0 | 81.0 |
| 90TH | 95.0 | 95.0 | 96.0 | 91.0 | 88.0 |
| MAX | 107.0 | 114.0 | 114.0 | 109.0 | 108.0 |

| ADPL BY PRODUCT LINE AND FY | | | | | |
|-----------------------------|--------------|--------------|--------------|--------------|--------------|
| PRODUCT LINE | 2014 | 2015 | 2016 | 2017 | 2018 |
| CIRC | 4.07 | 3.97 | 3.42 | 2.98 | 3.36 |
| DIGEST | 5.60 | 6.14 | 6.31 | 5.39 | 6.08 |
| ENT | 1.07 | 1.15 | 1.09 | 0.91 | 0.67 |
| GYN | 1.19 | 1.42 | 1.52 | 1.68 | 1.67 |
| MH | 6.09 | 5.94 | 7.02 | 7.80 | 8.35 |
| NERVOUS | 1.59 | 1.95 | 1.95 | 1.46 | 1.41 |
| NEWBORN ² | 22.19 | 20.19 | 20.45 | 18.65 | 16.43 |
| OB | 19.22 | 17.97 | 17.31 | 17.13 | 16.38 |
| ORTHO | 3.58 | 3.78 | 4.06 | 4.00 | 3.73 |
| OTHER | 11.95 | 13.10 | 13.28 | 12.09 | 12.85 |
| RESP | 3.52 | 3.90 | 3.42 | 2.77 | 2.57 |
| TOTAL | 80.07 | 79.50 | 79.84 | 74.85 | 73.51 |

| OBSTETRICS - PATIENT LOAD BY FY | | | | | |
|---------------------------------|------|------|------|------|------|
| FY | 2014 | 2015 | 2016 | 2017 | 2018 |
| MEAN | 19.2 | 18.0 | 17.3 | 17.1 | 16.4 |
| MIN | 7.0 | 7.0 | 5.0 | 3.0 | 0.0 |
| 10TH | 13.0 | 12.0 | 11.0 | 12.0 | 11.0 |
| 25TH | 16.0 | 15.0 | 14.0 | 14.0 | 13.0 |
| MEDIAN | 19.0 | 18.0 | 17.0 | 17.0 | 16.0 |
| 75TH | 22.0 | 21.0 | 21.0 | 20.0 | 19.0 |
| 90TH | 25.0 | 24.0 | 23.0 | 23.0 | 22.0 |
| MAX | 34.0 | 32.0 | 29.0 | 28.0 | 26.0 |

| NEWBORN ² - PATIENT LOAD BY FY | | | | | |
|---|------|------|------|------|------|
| FY | 2014 | 2015 | 2016 | 2017 | 2018 |
| MEAN | 22.2 | 20.2 | 20.4 | 18.7 | 16.4 |
| MIN | 10.0 | 10.0 | 7.0 | 9.0 | 0.0 |
| 10TH | 16.0 | 14.0 | 14.0 | 13.0 | 11.0 |
| 25TH | 19.0 | 17.0 | 17.0 | 16.0 | 14.0 |
| MEDIAN | 22.0 | 20.0 | 20.5 | 19.0 | 17.0 |
| 75TH | 25.0 | 23.0 | 24.0 | 21.0 | 19.0 |
| 90TH | 29.0 | 27.0 | 27.0 | 24.0 | 22.0 |
| MAX | 35.0 | 39.0 | 36.0 | 34.0 | 27.0 |

¹ Source: MDR SIDR (includes newborn nursery and inferreds)

² Defined as MDC 15

AMC Womack – IP Workload, CMI, and Cost¹

DC = work performed in the MTF; PC = work performed by a provider within the site's catchment area

| | Product Line | Disposition/Admissions | | Case Mix Index (CMI) | | Cost/Paid per Disp/Adm | | Cost/Paid per MS-RWP | |
|----------------------|--------------|------------------------|--------------|-----------------------|---------------------|--------------------------|--------------------------|----------------------|----------------------|
| | | DC | PC | DC | PC | DC | PC ² | DC | PC ² |
| | | Dispositions | Admissions | MS-RWP / Dispositions | MS-RWP / Admissions | Full Cost / Dispositions | Amount Paid / Admissions | Full Cost / MS-RWP | Amount Paid / MS-RWP |
| FY 2018 ³ | MED | 2,903 | 850 | 0.7326 | 0.9068 | \$ 10,699 | \$ 6,968 | \$ 14,604 | \$ 7,684 |
| | SURG | 1,806 | 401 | 1.7219 | 2.8501 | \$ 23,782 | \$ 22,434 | \$ 13,811 | \$ 7,871 |
| | OB | 2,725 | 930 | 0.5434 | 0.5788 | \$ 10,572 | \$ 4,965 | \$ 19,454 | \$ 8,577 |
| | NEWBORN | 2,503 | 960 | 0.2778 | 0.4647 | \$ 4,027 | \$ 3,750 | \$ 14,495 | \$ 8,069 |
| | MH | 628 | 30 | 0.5397 | 0.5749 | \$ 9,529 | \$ 4,241 | \$ 17,654 | \$ 7,376 |
| | TOTAL | 10,565 | 3,171 | 0.7337 | 0.9194 | \$ 11,253 | \$ 7,336 | \$ 15,336 | \$ 7,980 |
| FY 2017 ³ | MED | 3,234 | 816 | 0.6951 | 0.8600 | \$ 9,823 | \$ 6,294 | \$ 14,132 | \$ 7,318 |
| | SURG | 1,779 | 417 | 1.6505 | 2.7154 | \$ 22,134 | \$ 20,712 | \$ 13,410 | \$ 7,628 |
| | OB | 2,784 | 1,123 | 0.5267 | 0.5285 | \$ 10,083 | \$ 4,521 | \$ 19,142 | \$ 8,553 |
| | NEWBORN | 2,601 | 1,068 | 0.3191 | 0.3726 | \$ 4,345 | \$ 2,975 | \$ 13,617 | \$ 7,985 |
| | MH | 507 | 24 | 0.4983 | 0.5555 | \$ 10,502 | \$ 5,945 | \$ 21,074 | \$ 10,703 |
| | TOTAL | 10,905 | 3,448 | 0.7091 | 0.8234 | \$ 10,623 | \$ 6,430 | \$ 14,980 | \$ 7,809 |
| FY 2016 ³ | MED | 3,518 | 852 | 0.7172 | 0.8854 | \$ 8,226 | \$ 6,516 | \$ 11,470 | \$ 7,359 |
| | SURG | 1,853 | 580 | 1.6321 | 2.6960 | \$ 20,148 | \$ 21,513 | \$ 12,345 | \$ 7,980 |
| | OB | 2,856 | 1,262 | 0.5374 | 0.5330 | \$ 8,901 | \$ 4,459 | \$ 16,564 | \$ 8,366 |
| | NEWBORN | 2,661 | 1,223 | 0.3284 | 0.3574 | \$ 5,387 | \$ 2,788 | \$ 16,406 | \$ 7,801 |
| | MH | 445 | 24 | 0.6485 | 0.5318 | \$ 11,223 | \$ 4,069 | \$ 17,306 | \$ 7,652 |
| | TOTAL | 11,333 | 3,941 | 0.7275 | 0.8730 | \$ 9,797 | \$ 6,893 | \$ 13,467 | \$ 7,895 |

¹ Source: DC = MDR SIDR; PC = MDR TED-Institutional (excludes non-acute facilities, OHI=Y, resource sharing, and patients still in the hospital) and Non-institutional (professional services for inpatient care). Includes all beneficiaries.

² Purchased Care includes 13% increase for overhead burdening.

³ Direct Care costs based on respective FY except for FY18 which is based on FY17, adjusted for inflation.

AMC Womack – FY18 IP Workload by Enrollment Status¹

Work performed by AMC Womack³:

| AMC WOMACK-BRAGG - FY 2018 DIRECT CARE INPATIENT WORKLOAD | | | | | | | | | | | | | | | | | | | | | | |
|---|--------------|---------------|------------------|------------|---------------|------------------|--------------|---------------|------------------|----------|---------------|------------------|--------------|---------------|------------------|--------------|---------------|------------------|---------------|---------------|------------------|--|
| Product Line | Prime-Site | | | Reliant | | | Prime-Other | | | Plus | | | TFL | | | Not Enrolled | | | Total | | | |
| | Disp | CMI | Cost/RWP | Disp | CMI | Cost/RWP | Disp | CMI | Cost/RWP | Disp | CMI | Cost/RWP | Disp | CMI | Cost/RWP | Disp | CMI | Cost/RWP | Disp | CMI | Cost/RWP | |
| MED | 1,421 | 0.6731 | \$ 13,796 | 53 | 0.5986 | \$ 14,808 | 205 | 0.7408 | \$ 15,922 | 2 | 0.7613 | \$ 11,263 | 953 | 0.8368 | \$ 14,950 | 269 | 0.6977 | \$ 16,176 | 2,903 | 0.7326 | \$ 14,604 | |
| SURG | 1,212 | 1.6233 | \$ 12,965 | 32 | 1.3659 | \$ 13,634 | 134 | 1.6208 | \$ 13,604 | 2 | 3.7520 | \$ 12,064 | 221 | 2.2353 | \$ 16,289 | 206 | 1.8528 | \$ 15,118 | 1,807 | 1.7219 | \$ 13,808 | |
| OB | 2,470 | 0.5331 | \$ 18,920 | 19 | 0.5112 | \$ 19,959 | 113 | 0.5375 | \$ 19,418 | 1 | 0.4235 | \$ 11,773 | 0 | 0.0000 | \$ 0 | 121 | 0.5578 | \$ 18,591 | 2,724 | 0.5342 | \$ 18,931 | |
| NEWBORN | 1,334 | 0.2562 | \$ 13,293 | 8 | 0.1769 | \$ 7,339 | 1,000 | 0.2678 | \$ 15,052 | 0 | 0.0000 | \$ 0 | 0 | 0.0000 | \$ 0 | 161 | 0.5246 | \$ 17,715 | 2,503 | 0.2778 | \$ 14,495 | |
| MH | 484 | 0.5412 | \$ 17,378 | 91 | 0.5224 | \$ 15,347 | 26 | 0.5239 | \$ 18,177 | 0 | 0.0000 | \$ 0 | 16 | 0.6426 | \$ 36,189 | 11 | 0.5059 | \$ 14,837 | 628 | 0.5397 | \$ 17,654 | |
| TOTAL | 6,921 | 0.7000 | \$ 15,010 | 203 | 0.6606 | \$ 14,910 | 1,478 | 0.4812 | \$ 15,228 | 5 | 1.8900 | \$ 11,922 | 1,190 | 1.0939 | \$ 15,626 | 768 | 0.9465 | \$ 16,013 | 10,565 | 0.7315 | \$ 15,222 | |

↑
47% MCSC

Work performed by a provider within AMC Womack’s catchment area²:

| AMC WOMACK-BRAGG - FY 2018 PURCHASED CARE INPATIENT WORKLOAD | | | | | | | | | | | | | | | | | | | | | | |
|--|------------|---------------|-----------------|-----------|---------------|-----------------|-------------|---------------|-----------------|----------|---------------|-------------|----------|---------------|-------------|--------------|---------------|-----------------|--------------|---------------|-----------------|--|
| Product Line | Prime-Site | | | Reliant | | | Prime-Other | | | Plus | | | TFL | | | Not Enrolled | | | Total | | | |
| | Adms | CMI | Paid/RWP | Adms | CMI | Paid/RWP | Adms | CMI | Paid/RWP | Adms | CMI | Paid/RWP | Adms | CMI | Paid/RWP | Adms | CMI | Paid/RWP | Adms | CMI | Paid/RWP | |
| MED | 393 | 0.8421 | \$ 8,126 | 6 | 0.9989 | \$ 7,341 | 187 | 0.9455 | \$ 7,571 | 0 | 0.0000 | \$ 0 | 0 | 0.0000 | \$ 0 | 264 | 0.9737 | \$ 7,199 | 850 | 0.9068 | \$ 7,684 | |
| SURG | 167 | 3.1372 | \$ 7,922 | 2 | 1.6718 | \$ 8,251 | 134 | 2.8710 | \$ 8,000 | 0 | 0.0000 | \$ 0 | 0 | 0.0000 | \$ 0 | 98 | 2.3565 | \$ 7,537 | 401 | 2.8501 | \$ 7,871 | |
| OB | 72 | 0.6656 | \$ 7,452 | 0 | 0.0000 | \$ 0 | 73 | 0.6068 | \$ 8,261 | 0 | 0.0000 | \$ 0 | 0 | 0.0000 | \$ 0 | 785 | 0.5683 | \$ 8,730 | 930 | 0.5788 | \$ 8,577 | |
| NEWBORN | 1 | 0.2093 | \$ 7,640 | 0 | 0.0000 | \$ 0 | 161 | 0.4214 | \$ 8,105 | 0 | 0.0000 | \$ 0 | 0 | 0.0000 | \$ 0 | 798 | 0.4737 | \$ 8,063 | 960 | 0.4647 | \$ 8,069 | |
| MH | 8 | 0.6394 | \$ 7,729 | 2 | 0.2768 | \$ 5,010 | 7 | 0.6531 | \$ 7,627 | 0 | 0.0000 | \$ 0 | 0 | 0.0000 | \$ 0 | 13 | 0.5389 | \$ 7,142 | 30 | 0.5749 | \$ 7,376 | |
| TOTAL | 641 | 1.4167 | \$ 7,970 | 10 | 0.9891 | \$ 7,518 | 562 | 1.2068 | \$ 7,913 | 0 | 0.0000 | \$ 0 | 0 | 0.0000 | \$ 0 | 1,958 | 0.6737 | \$ 8,023 | 3,171 | 0.9194 | \$ 7,980 | |

↑
95% MCSC

¹ Source: DC = MDR SIDR; PC = MDR TED-Institutional (excludes non-acute facilities, OHI=Y, resource sharing, and patients still in the hospital) and Non-institutional (professional services for inpatient care). Includes all beneficiaries. Includes “fix” to newborn enrollment information.

² Purchased Care includes 13% increase for overhead burdening.

³ Direct Care costs based on respective FY except for FY18 which is based on FY17, adjusted for inflation.

AMC Womack – FY17 IP Workload by Enrollment Status¹

Work performed by AMC Womack³:

| AMC WOMACK-BRAGG - FY 2017 DIRECT CARE INPATIENT WORKLOAD | | | | | | | | | | | | | | | | | | | | | |
|---|--------------|---------------|------------------|------------|---------------|------------------|-------------|---------------|------------------|----------|---------------|------------------|--------------|---------------|------------------|--------------|---------------|------------------|---------------|---------------|------------------|
| Product Line | Prime-Site | | | Reliant | | | Prime-Other | | | Plus | | | TFL | | | Not Enrolled | | | Total | | |
| | Disp | CMI | Cost/RWP | Disp | CMI | Cost/RWP | Disp | CMI | Cost/RWP | Disp | CMI | Cost/RWP | Disp | CMI | Cost/RWP | Disp | CMI | Cost/RWP | Disp | CMI | Cost/RWP |
| MED | 1,752 | 0.6269 | \$ 13,061 | 43 | 0.6426 | \$ 14,209 | 216 | 0.7115 | \$ 15,299 | 7 | 0.7906 | \$ 15,259 | 937 | 0.8179 | \$ 14,898 | 279 | 0.7040 | \$ 16,182 | 3,234 | 0.6951 | \$ 14,132 |
| SURG | 1,192 | 1.6134 | \$ 12,424 | 28 | 1.3670 | \$ 11,673 | 152 | 1.4706 | \$ 13,579 | 0 | 0.0000 | \$ 0 | 202 | 2.0701 | \$ 15,935 | 205 | 1.6252 | \$ 16,020 | 1,779 | 1.6505 | \$ 13,410 |
| OB | 2,544 | 0.5290 | \$ 19,142 | 12 | 0.5319 | \$ 21,323 | 75 | 0.5167 | \$ 18,943 | 0 | 0.0000 | \$ 0 | 0 | 0.0000 | \$ 0 | 153 | 0.4937 | \$ 19,055 | 2,784 | 0.5267 | \$ 19,142 |
| NEWBORN | 2,202 | 0.2969 | \$ 12,196 | 10 | 0.6432 | \$ 17,873 | 66 | 0.2483 | \$ 21,508 | 0 | 0.0000 | \$ 0 | 0 | 0.0000 | \$ 0 | 323 | 0.4748 | \$ 18,650 | 2,601 | 0.3191 | \$ 13,617 |
| MH | 406 | 0.5010 | \$ 21,117 | 31 | 0.4530 | \$ 25,899 | 24 | 0.4148 | \$ 17,622 | 0 | 0.0000 | \$ 0 | 18 | 0.6486 | \$ 22,756 | 28 | 0.4849 | \$ 16,520 | 507 | 0.4983 | \$ 21,074 |
| TOTAL | 8,096 | 0.6453 | \$ 14,598 | 124 | 0.7481 | \$ 15,676 | 533 | 0.8298 | \$ 15,031 | 7 | 0.7906 | \$ 15,259 | 1,157 | 1.0339 | \$ 15,337 | 988 | 0.7814 | \$ 16,889 | 10,905 | 0.7091 | \$ 14,980 |

↑
68% MCSC

Work performed by a provider within AMC Womack’s catchment area²:

| AMC WOMACK-BRAGG - FY 2017 PURCHASED CARE INPATIENT WORKLOAD | | | | | | | | | | | | | | | | | | | | | |
|--|------------|---------------|-----------------|-----------|---------------|-----------------|-------------|---------------|-----------------|----------|---------------|-------------|----------|---------------|-----------------|--------------|---------------|-----------------|--------------|---------------|-----------------|
| Product Line | Prime-Site | | | Reliant | | | Prime-Other | | | Plus | | | TFL | | | Not Enrolled | | | Total | | |
| | Adms | CMI | Paid/RWP | Adms | CMI | Paid/RWP | Adms | CMI | Paid/RWP | Adms | CMI | Paid/RWP | Adms | CMI | Paid/RWP | Adms | CMI | Paid/RWP | Adms | CMI | Paid/RWP |
| MED | 307 | 0.8281 | \$ 6,965 | 7 | 1.2222 | \$ 7,684 | 221 | 0.8814 | \$ 7,407 | 0 | 0.0000 | \$ 0 | 1 | 2.2271 | \$ 6,810 | 280 | 0.8643 | \$ 7,608 | 816 | 0.8600 | \$ 7,318 |
| SURG | 170 | 3.0732 | \$ 7,724 | 3 | 2.8207 | \$ 7,360 | 148 | 2.4632 | \$ 7,608 | 0 | 0.0000 | \$ 0 | 1 | 5.6564 | \$ 7,981 | 95 | 2.4339 | \$ 7,443 | 417 | 2.7154 | \$ 7,628 |
| OB | 73 | 0.6345 | \$ 7,589 | 1 | 0.5025 | \$ 11,646 | 108 | 0.4929 | \$ 8,852 | 0 | 0.0000 | \$ 0 | 0 | 0.0000 | \$ 0 | 941 | 0.5244 | \$ 8,608 | 1,123 | 0.5285 | \$ 8,553 |
| NEWBORN | 1 | 3.3288 | \$ 3,490 | 0 | 0.0000 | \$ 0 | 2 | 0.1187 | \$ 9,506 | 0 | 0.0000 | \$ 0 | 0 | 0.0000 | \$ 0 | 1,065 | 0.3703 | \$ 8,022 | 1,068 | 0.3726 | \$ 7,985 |
| MH | 11 | 0.5103 | \$ 8,482 | 0 | 0.0000 | \$ 0 | 4 | 0.5830 | \$ 7,324 | 0 | 0.0000 | \$ 0 | 0 | 0.0000 | \$ 0 | 9 | 0.5986 | \$ 14,478 | 24 | 0.5555 | \$ 10,703 |
| TOTAL | 562 | 1.4803 | \$ 7,473 | 11 | 1.5927 | \$ 7,641 | 483 | 1.2736 | \$ 7,651 | 0 | 0.0000 | \$ 0 | 2 | 3.9418 | \$ 7,650 | 2,390 | 0.5718 | \$ 8,088 | 3,448 | 0.8234 | \$ 7,809 |

↑
95% MCSC

¹ Source: DC = MDR SIDR; PC = MDR TED-Institutional (excludes non-acute facilities, OHI=Y, resource sharing, and patients still in the hospital) and Non-institutional (professional services for inpatient care). Includes all beneficiaries. Includes “fix” to newborn enrollment information.

² Purchased Care includes 13% increase for overhead burdening.

³ Direct Care costs based on FY17 MEPRS expenses.

AMC Womack – FY18 IP Enrollee Sources of Care¹

DIRECT CARE

| AMC WOMACK-BRAGG ENROLLEES | | | | | | |
|----------------------------|------------------------------------|--------------------------------|-------------------------------|---------------|------------------------------|------------------|
| Treated At Ft Bragg? | Product Line | Tmt DMIS ID Name | DC DISPS | DC CMI | DC COST PER RWP ⁴ | |
| YES | MED SURG OB NEWBORN MH | AMC WOMACK-BRAGG | 1,986 | 0.7281 | \$ 13,824 | |
| | | AMC WOMACK-BRAGG | 1,328 | 1.6598 | \$ 13,159 | |
| | | AMC WOMACK-BRAGG | 2,471 | 0.5331 | \$ 18,918 | |
| | | AMC WOMACK-BRAGG | 1,334 | 0.2579 | \$ 12,982 | |
| | | AMC WOMACK-BRAGG | 498 | 0.5444 | \$ 17,917 | |
| YES Total/Overall | | | 7,617 | 0.7329 | \$ 14,910 | |
| NO | MED | WALTER REED NATL MIL MED CNTR | 22 | 1.2884 | \$ 35,369 | |
| | | LANDSTUHL REGIONAL MEDCEN | 16 | 0.8618 | \$ 13,289 | |
| | | ACH BLANCHFIELD-CAMPBELL | 6 | 0.6173 | \$ 7,147 | |
| | | ACH MARTIN-BENNING | 5 | 0.7802 | \$ 14,344 | |
| | | AMC EISENHOWER-GORDON | 4 | 0.7033 | \$ 13,967 | |
| | | AMC BAMC-FSH | 4 | 0.6475 | \$ 6,116 | |
| | | FT BELVOIR COMMUNITY HOSP-FBCH | 3 | 0.6443 | \$ 15,086 | |
| | | NMC CAMP LEJEUNE | 3 | 0.4490 | \$ 12,244 | |
| | | ACH BAYNE-JONES-POLK | 2 | 0.6340 | \$ 15,729 | |
| | | AF-H-96th MEDGRP-EGLIN | 2 | 0.6300 | \$ 10,523 | |
| | | SURG | WALTER REED NATL MIL MED CNTR | 21 | 3.0941 | \$ 18,959 |
| | | | LANDSTUHL REGIONAL MEDCEN | 13 | 2.5310 | \$ 13,106 |
| | | | AMC WILLIAM BEAUMONT-BLISS | 3 | 1.7427 | \$ 7,654 |
| | | | AMC BAMC-FSH | 2 | 1.1920 | \$ 11,958 |
| | | | ACH BAYNE-JONES-POLK | 2 | 1.7990 | \$ 14,725 |
| | AMC EISENHOWER-GORDON | | 2 | 1.8040 | \$ 7,234 | |
| | AMC TRIPLER-SHAFTER | | 2 | 1.9420 | \$ 13,700 | |
| | OB | ACH MARTIN-BENNING | 3 | 0.7510 | \$ 14,235 | |
| | | AMC DARNALL-HOOD | 2 | 0.9145 | \$ 14,176 | |
| | | NMC CAMP LEJEUNE | 2 | 0.4240 | \$ 8,591 | |
| | NEWBORN | ACH MARTIN-BENNING | 4 | 0.1845 | \$ 23,549 | |
| | | NMC CAMP LEJEUNE | 2 | 0.2980 | \$ 6,420 | |
| | MH | AMC EISENHOWER-GORDON | 49 | 0.6580 | \$ 35,266 | |
| | | NMC CAMP LEJEUNE | 20 | 0.5570 | \$ 14,814 | |
| | | WALTER REED NATL MIL MED CNTR | 10 | 0.6258 | \$ 124,106 | |
| | | LANDSTUHL REGIONAL MEDCEN | 6 | 0.5413 | \$ 14,206 | |
| | | FT BELVOIR COMMUNITY HOSP-FBCH | 6 | 0.6302 | \$ 66,121 | |
| | | ACH MARTIN-BENNING | 3 | 0.5413 | \$ 22,953 | |
| | | AF-H-673rd MEDGRP JBER-ELMNDRF | 2 | 0.5050 | \$ 39,633 | |
| | | ACH EVANS-CARSON | 2 | 0.4720 | \$ 12,145 | |
| | | | | | | |
| | NO Total/Overall | | | 223 | 1.0943 | \$ 23,833 |
| | TOTAL/OVERALL | | | 7,840 | 0.7432 | \$ 15,284 |

| RELIANTS SEEN AT AMC WOMACK-BRAGG | | | |
|-----------------------------------|------------|---------------|------------------------------|
| Product Line | DC-DISPS | DC CMI | DC COST PER RWP ⁴ |
| MED | 53 | 0.5986 | \$14,808 |
| SURG | 32 | 1.3659 | \$13,634 |
| OB | 19 | 0.5112 | \$19,959 |
| MH | 91 | 0.5224 | \$15,347 |
| Total/Overall | 195 | 0.6804 | \$14,991 |

PURCHASED CARE

| WOMACK AMC-FT. BRAGG | | | |
|----------------------|--------------|---------------|------------------------------|
| Product Line | PC Adms | PC CMI | PC PAID PER RWP ³ |
| MED | 766 | 1.0224 | \$ 10,322 |
| SURG | 453 | 3.2224 | \$ 9,561 |
| OB | 147 | 0.6547 | \$ 8,627 |
| NEWBORN | 73 | 1.4015 | \$ 9,326 |
| MH | 35 | 0.6348 | \$ 12,258 |
| Total/Overall | 1,474 | 1.6714 | \$ 9,781 |

| Hospital Name ² | City | State | FY18 Adms | Distance |
|-------------------------------|--------------|-------|-----------|----------|
| Betsy Johnson Regional Hosp | Dunn | NC | 27 | 31.2 |
| Cape Fear Valley Med Cen | Fayetteville | NC | 952 | 10.1 |
| Cape Fear Vly Hoke Hosp | Raeford | NC | 45 | 14.3 |
| Dlp Central Carolina Med Cen | Sanford | NC | 40 | 28.5 |
| Duke Raleigh Hosp | Raleigh | NC | 20 | 74.2 |
| Duke Regional Hosp | Durham | NC | 17 | 84.7 |
| Duke University Hosp | Durham | NC | 201 | 161.0 |
| First Health Of The Carolinas | Pinehurst | NC | 213 | 32.5 |
| New Hanover Reg Med Cen | Wilmington | NC | 11 | 61.7 |
| Rex Hosp | Raleigh | NC | 24 | 80.1 |
| Southeastern Reg Med Cen | Lumberton | NC | 14 | 39.7 |
| University Of Nc Hosp | Chapel Hill | NC | 454 | 64.7 |
| Wakemed | Raleigh | NC | 22 | 72.5 |
| Wakemed Cary Hosp | Cary | NC | 11 | 63.3 |

¹ Source: DC = MDR SIDR; PC = MDR TED-Institutional. Enrollment defined by Parent Enrollment Site (includes Prime and Plus). Includes "fix" to newborn enrollment information. Direct Care data are truncated for small volumes.

² Source: TED-Institutional, city/state/distance from AHA or Google/Mapquest. Truncated list of civilian hospitals seeing site's enrollees.

³ Purchased Care includes 13% increase for overhead burdening.

⁴ Direct Care costs based on FY17 MEPRS expenses, adjusted for inflation.

AMC Womack – FY18 IP Enrollee Sources of Care¹

AD Only

DIRECT CARE

| AMC WOMACK-BRAGG ENROLLEES | | | | | | |
|----------------------------|-------------------------|---------------------------------|--------------|---------------|------------------------------|------------------|
| Treated At Ft Bragg? | Product Line | Tmt DMIS ID Name | DC-DIPS | DC CMI | DC COST PER RWP ³ | |
| YES | MED | AMC WOMACK-BRAGG | 400 | 0.7025 | \$ 13,840 | |
| | SURG | AMC WOMACK-BRAGG | 463 | 1.6700 | \$ 11,965 | |
| | OB | AMC WOMACK-BRAGG | 471 | 0.5332 | \$ 19,497 | |
| | MH | AMC WOMACK-BRAGG | 443 | 0.5448 | \$ 17,453 | |
| YES Total/Overall | | | 1,777 | 0.8704 | \$ 14,385 | |
| NO | MED | LANDSTUHL REGIONAL MEDCEN | 16 | 0.8618 | \$ 13,289 | |
| | | WALTER REED NATL MIL MED CNTR | 15 | 1.5579 | \$ 39,348 | |
| | | ACH BLANCHFIELD-CAMPBELL | 5 | 0.6462 | \$ 6,467 | |
| | | ACH MARTIN-BENNING | 5 | 0.7802 | \$ 14,344 | |
| | | NMC CAMP LEJEUNE | 3 | 0.4490 | \$ 12,244 | |
| | | ACH BAYNE-JONES-POLK | 2 | 0.6340 | \$ 15,729 | |
| | | AF-H-96th MEDGRP-EGLIN | 2 | 0.6300 | \$ 10,523 | |
| | SURG | WALTER REED NATL MIL MED CNTR | 13 | 3.0166 | \$ 21,629 | |
| | | LANDSTUHL REGIONAL MEDCEN | 13 | 2.5310 | \$ 13,106 | |
| | | AMC WILLIAM BEAUMONT-BLISS | 3 | 1.7427 | \$ 7,654 | |
| | | AMC BAMC-FSH | 2 | 1.1920 | \$ 11,958 | |
| | | AMC TRIPLER-SHAFTER | 2 | 1.9420 | \$ 13,700 | |
| | MH | AMC EISENHOWER-GORDON | 49 | 0.6580 | \$ 35,266 | |
| | | NMC CAMP LEJEUNE | 19 | 0.5603 | \$ 13,021 | |
| | | WALTER REED NATL MIL MED CNTR | 10 | 0.6258 | \$ 124,106 | |
| | | LANDSTUHL REGIONAL MEDCEN | 6 | 0.5413 | \$ 14,206 | |
| | | FT BELVOIR COMMUNITY HOSP-FBCH | 6 | 0.6302 | \$ 66,121 | |
| | | AF-H-673rd MEDGRP JBER-ELMINDRF | 2 | 0.5050 | \$ 39,633 | |
| | | ACH MARTIN-BENNING | 2 | 0.5645 | \$ 27,531 | |
| | | ACH EVANS-CARSON | 2 | 0.4720 | \$ 12,145 | |
| | NO Total/Overall | | | 177 | 1.0793 | \$ 26,495 |
| | TOTAL/OVERALL | | | 1,954 | 0.8893 | \$ 15,716 |

PURCHASED CARE

| WOMACK AMC-FT. BRAGG | | | |
|----------------------|------------|---------------|------------------------------|
| Product Line | PC Adms | PC CMI | PC PAID PER RWP ² |
| MED | 146 | 1.1988 | \$ 13,462 |
| SURG | 119 | 3.4870 | \$ 9,273 |
| OB | 28 | 0.6096 | \$ 9,747 |
| MH | 8 | 0.5593 | \$ 12,059 |
| Total/Overall | 301 | 2.0316 | \$ 10,506 |

| RELIANTS SEEN AT AMC WOMACK-BRAGG | | | |
|-----------------------------------|------------|---------------|------------------------------|
| Product Line | DC-DISPS | DC CMI | DC COST PER RWP ³ |
| MED | 53 | 0.5986 | \$14,808 |
| SURG | 32 | 1.3659 | \$13,634 |
| OB | 19 | 0.5112 | \$19,959 |
| MH | 91 | 0.5224 | \$15,347 |
| Total/Overall | 195 | 0.6804 | \$14,991 |

¹ Source: DC = MDR SIDR; PC = MDR TED-Institutional. Enrollment defined by Parent Enrollment Site (includes Prime and Plus). Direct Care data are truncated for small volumes.

² Purchased Care includes 13% increase for overhead burdening.

³ Direct Care costs based on FY17 MEPRS expenses, adjusted for inflation.

AMC Womack – FY18 Top 20 Surgical MS-DRGs¹

Direct Care (IP)

| MS-DRG | MS-DRG Description | Disp | Days | MSRWP | ALOS | CMI |
|--------------|--|--------------|--------------|-----------------|------------|---------------|
| 766 | CESAREAN SECTION W/O CC/MCC | 299 | 757 | 219.89 | 2.5 | 0.7354 |
| 743 | UTERINE & ADNEXA PROC FOR NON-MALIGNANCY W/O CC/MCC | 287 | 389 | 327.12 | 1.4 | 1.1398 |
| 765 | CESAREAN SECTION W CC/MCC | 269 | 747 | 243.23 | 2.8 | 0.9042 |
| 470 | MAJOR HIP/KNEE JOINT REPLACEMENT OR REATTACHMENT OF LOWER EXTREM | 145 | 204 | 279.17 | 1.4 | 1.9253 |
| 343 | APPENDECTOMY W/O COMPLICATED PRINCIPAL DIAG W/O CC/MCC | 95 | 128 | 102.93 | 1.3 | 1.0835 |
| 621 | O.R. PROCEDURES FOR OBESITY W/O CC/MCC | 73 | 127 | 123.10 | 1.7 | 1.6863 |
| 328 | STOMACH, ESOPHAGEAL & DUODENAL PROC AGE >17 W/O CC/MCC | 66 | 122 | 111.41 | 1.8 | 1.6881 |
| 132 | CRANIAL/FACIAL PROCEDURES W/O CC/MCC | 64 | 72 | 111.90 | 1.1 | 1.7485 |
| 419 | LAPAROSCOPIC CHOLECYSTECTOMY W/O C.D.E. W/O CC/MCC | 54 | 93 | 70.01 | 1.7 | 1.2964 |
| 520 | BACK & NECK PROC EXC SPINAL FUSION W/O CC/MCC | 51 | 74 | 73.81 | 1.5 | 1.4472 |
| 494 | LOWER EXTREM & HUMER PROC EXCEPT HIP,FOOT,FEMUR AGE >17 W/O CC/M | 45 | 141 | 84.15 | 3.1 | 1.8699 |
| 767 | VAGINAL DELIVERY W STERILIZATION &/OR D&C | 33 | 80 | 23.24 | 2.4 | 0.7041 |
| 742 | UTERINE & ADNEXA PROC FOR NON-MALIGNANCY W CC/MCC | 32 | 65 | 45.42 | 2.0 | 1.4193 |
| 330 | MAJOR SMALL & LARGE BOWEL PROCEDURES W CC | 30 | 215 | 69.97 | 7.2 | 2.3323 |
| 473 | CERVICAL SPINAL FUSION W/O CC/MCC | 30 | 43 | 67.24 | 1.4 | 2.2414 |
| 460 | SPINAL FUSION EXCEPT CERVICAL W/O MCC | 29 | 67 | 104.21 | 2.3 | 3.5935 |
| 331 | MAJOR SMALL & LARGE BOWEL PROCEDURES W/O CC/MCC | 27 | 136 | 45.44 | 5.0 | 1.6831 |
| 581 | OTHER SKIN, SUBCUT TISS & BREAST PROC W/O CC/MCC | 27 | 52 | 42.71 | 1.9 | 1.5819 |
| 134 | OTHER EAR, NOSE, MOUTH & THROAT O.R. PROCEDURES AGE >17 W/O CC/M | 21 | 22 | 21.84 | 1.0 | 1.0399 |
| 941 | O.R. PROC W DIAGNOSES OF OTHER CONTACT W HEALTH SERVICES W/O CC/ | 20 | 29 | 31.63 | 1.5 | 1.5814 |
| TOTAL | | 1,697 | 3,563 | 2,198.42 | 2.1 | 1.2955 |

Total Direct Care Surgical = 2,436
Total Purchased Care Surgical = 2,434

¹ Source: M2 SIDR, performed in the MTF.

AMC Womack – FY18 Top 20 Medical MS-DRGs¹

Direct Care (IP)

| MS-DRG | MS-DRG Description | Disp | Days | MSRWP | ALOS | CMI |
|--------------|---|--------------|---------------|-----------------|------------|---------------|
| 795 | NORMAL NEWBORN | 1,476 | 2,579 | 181.40 | 1.7 | 0.1229 |
| 775 | VAGINAL DELIVERY W/O COMPLICATING DIAGNOSES | 1,431 | 3,294 | 631.89 | 2.3 | 0.4416 |
| 792 | NEONATE, BIRTHWT >2499G, W/O SIGNIF O.R. PROC, W OTHER PROB | 740 | 1,673 | 151.86 | 2.3 | 0.2052 |
| 951 | OTHER FACTORS INFLUENCING HEALTH STATUS | 483 | 617 | 216.96 | 1.3 | 0.4492 |
| 774 | VAGINAL DELIVERY W COMPLICATING DIAGNOSES | 397 | 956 | 198.13 | 2.4 | 0.4991 |
| 882 | NEUROSES EXCEPT DEPRESSIVE | 221 | 965 | 129.79 | 4.4 | 0.5873 |
| 881 | DEPRESSIVE NEUROSES | 159 | 700 | 82.84 | 4.4 | 0.5210 |
| 781 | OTHER ANTEPARTUM DIAGNOSES W MEDICAL COMPLICATIONS | 130 | 232 | 65.79 | 1.8 | 0.5061 |
| 885 | PSYCHOSES | 119 | 866 | 58.81 | 7.3 | 0.4942 |
| 392 | ESOPHAGITIS, GASTROENT & MISC DIGEST DISORDERS AGE >17 W/O MCC | 105 | 236 | 68.34 | 2.2 | 0.6509 |
| 790 | NEONATE, BIRTHWT >2499G, W/O SIGNIF O.R. PROC, W MAJOR PROB | 97 | 314 | 71.40 | 3.2 | 0.7361 |
| 791 | NEONATE, BIRTHWT >2499G, W/O SIGNIF O.R. PROC, W MINOR PROB | 61 | 196 | 19.89 | 3.2 | 0.3261 |
| 898 | ALCOHOL/DRUG ABUSE OR DEPENDENCE W/O REHABILITATION THERAPY AGE | 61 | 222 | 26.94 | 3.6 | 0.4417 |
| 313 | CHEST PAIN | 58 | 81 | 40.15 | 1.4 | 0.6922 |
| 603 | CELLULITIS AGE >17 W/O MCC | 58 | 139 | 32.96 | 2.4 | 0.5683 |
| 776 | POSTPARTUM & POST ABORTION DIAGNOSES W/O O.R. PROCEDURE | 53 | 129 | 25.27 | 2.4 | 0.4768 |
| 812 | RED BLOOD CELL DISORDERS AGE >17 W/O MCC | 50 | 93 | 32.76 | 1.9 | 0.6552 |
| 690 | KIDNEY & URINARY TRACT INFECTIONS AGE >17 W/O MCC | 48 | 110 | 31.40 | 2.3 | 0.6542 |
| 312 | SYNCOPE & COLLAPSE | 47 | 78 | 35.59 | 1.7 | 0.7572 |
| 292 | HEART FAILURE & SHOCK W CC | 43 | 131 | 32.40 | 3.0 | 0.7536 |
| TOTAL | | 5,837 | 13,611 | 2,134.58 | 2.3 | 0.3657 |

Total Direct Care Medical = 8,129
Total Purchased Care Medical = 6,252

¹ Source: M2 SIDR, performed in the MTF.

AMC Womack – FY18 Top 20 Surgical MS-DRGs¹ Purchased Care (IP)

| MS-DRG | MS-DRG Description | Adms | Days | MSRWP | ALOS | CMI |
|--------------|--|--------------|--------------|-----------------|------------|---------------|
| 470 | MAJOR HIP/KNEE JOINT REPLACEMENT OR REATTACHMENT OF LOWER EXTREM | 327 | 1,011 | 633.81 | 3.1 | 1.9383 |
| 766 | CESAREAN SECTION W/O CC/MCC | 189 | 553 | 141.11 | 2.9 | 0.7466 |
| 765 | CESAREAN SECTION W CC/MCC | 131 | 553 | 121.65 | 4.2 | 0.9286 |
| 455 | COMBINED ANTERIOR/POSTERIOR SPINAL FUSION W/O CC/MCC | 89 | 255 | 396.19 | 2.9 | 4.4516 |
| 247 | PERC CARDIOVASC PROC W DRUG-ELUTING STENT W/O MCC | 78 | 219 | 206.90 | 2.8 | 2.6526 |
| 460 | SPINAL FUSION EXCEPT CERVICAL W/O MCC | 65 | 219 | 239.18 | 3.4 | 3.6797 |
| 483 | MAJOR JOINT/LIMB REATTACHMENT PROCEDURE OF UPPER EXTREMITIES | 46 | 101 | 106.00 | 2.2 | 2.3043 |
| 454 | COMBINED ANTERIOR/POSTERIOR SPINAL FUSION W CC | 45 | 191 | 240.23 | 4.2 | 5.3384 |
| 246 | PERC CARDIOVASC PROC W DRUG-ELUTING STENT W MCC OR 4+ ARTERIES O | 40 | 210 | 141.78 | 5.3 | 3.5445 |
| 331 | MAJOR SMALL & LARGE BOWEL PROCEDURES W/O CC/MCC | 36 | 138 | 63.19 | 3.8 | 1.7553 |
| 330 | MAJOR SMALL & LARGE BOWEL PROCEDURES W CC | 34 | 220 | 78.00 | 6.5 | 2.2941 |
| 853 | INFECTIOUS & PARASITIC DISEASES W O.R. PROCEDURE W MCC | 30 | 440 | 164.67 | 14.7 | 5.4890 |
| 473 | CERVICAL SPINAL FUSION W/O CC/MCC | 27 | 43 | 59.57 | 1.6 | 2.2063 |
| 621 | O.R. PROCEDURES FOR OBESITY W/O CC/MCC | 27 | 54 | 44.95 | 2.0 | 1.6648 |
| 419 | LAPAROSCOPIC CHOLECYSTECTOMY W/O C.D.E. W/O CC/MCC | 25 | 84 | 32.41 | 3.4 | 1.2964 |
| 343 | APPENDECTOMY W/O COMPLICATED PRINCIPAL DIAG W/O CC/MCC | 23 | 37 | 24.53 | 1.6 | 1.0665 |
| 481 | HIP & FEMUR PROCEDURES EXCEPT MAJOR JOINT AGE >17 W CC | 23 | 173 | 49.29 | 7.5 | 2.1430 |
| 517 | OTHER MUSCULOSKELET SYS & CONN TISS O.R. PROC W/O CC/MCC | 23 | 52 | 39.12 | 2.3 | 1.7009 |
| 243 | PERMANENT CARDIAC PACEMAKER IMPLANT W CC | 20 | 67 | 53.04 | 3.4 | 2.6520 |
| 252 | OTHER VASCULAR PROCEDURES W MCC | 20 | 162 | 66.11 | 8.1 | 3.3055 |
| TOTAL | | 1,298 | 4,782 | 2,901.73 | 3.7 | 2.2355 |

Total Direct Care Surgical = 2,436

Total Purchased Care Surgical = 2,434

¹ Source: M2 TED-Institutional, based on where the beneficiary lives (Catchment Area ID).

AMC Womack – FY18 Top 20 Medical MS-DRGs¹ Purchased Care (IP)

| MS-DRG | MS-DRG Description | Adms | Days | MSRWP | ALOS | CMI |
|--------------|--|--------------|---------------|-----------------|------------|---------------|
| 795 | NORMAL NEWBORN | 841 | 1,608 | 103.43 | 1.9 | 0.1230 |
| 775 | VAGINAL DELIVERY W/O COMPLICATING DIAGNOSES | 703 | 1,583 | 300.72 | 2.3 | 0.4278 |
| 871 | SEPTICEMIA OR SEVERE SEPSIS W/O MV >96 HOURS AGE >17 W MCC | 271 | 1,831 | 456.04 | 6.8 | 1.6828 |
| 792 | NEONATE, BIRTHWT >2499G, W/O SIGNIF O.R. PROC, W OTHER PROB | 211 | 800 | 50.54 | 3.8 | 0.2395 |
| 999 | UNGROUPABLE | 159 | 1,802 | 0.00 | 11.3 | 0.0000 |
| 291 | HEART FAILURE & SHOCK W MCC | 151 | 808 | 180.35 | 5.4 | 1.1944 |
| 392 | ESOPHAGITIS, GASTROENT & MISC DIGEST DISORDERS AGE >17 W/O MCC | 121 | 379 | 81.55 | 3.1 | 0.6740 |
| 774 | VAGINAL DELIVERY W COMPLICATING DIAGNOSES | 112 | 343 | 59.76 | 3.1 | 0.5336 |
| 872 | SEPTICEMIA OR SEVERE SEPSIS W/O MV >96 HOURS AGE >17 W/O MCC | 110 | 424 | 88.58 | 3.9 | 0.8053 |
| 189 | PULMONARY EDEMA & RESPIRATORY FAILURE | 91 | 612 | 116.09 | 6.7 | 1.2757 |
| 690 | KIDNEY & URINARY TRACT INFECTIONS AGE >17 W/O MCC | 87 | 337 | 59.44 | 3.9 | 0.6832 |
| 378 | G.I. HEMORRHAGE W CC | 81 | 261 | 71.02 | 3.2 | 0.8768 |
| 683 | RENAL FAILURE W CC | 74 | 270 | 54.95 | 3.6 | 0.7426 |
| 287 | CIRCULATORY DISORDERS EXCEPT AMI, W CARD CATH W/O MCC | 67 | 206 | 87.64 | 3.1 | 1.3081 |
| 309 | CARDIAC ARRHYTHMIA & CONDUCTION DISORDERS W CC | 67 | 191 | 42.26 | 2.9 | 0.6307 |
| 065 | INTRACRANIAL HEMORRHAGE OR CEREBRAL INFARCTION W CC OR TPA IN 24 | 62 | 253 | 67.72 | 4.1 | 1.0923 |
| 310 | CARDIAC ARRHYTHMIA & CONDUCTION DISORDERS W/O CC/MCC | 60 | 150 | 27.97 | 2.5 | 0.4662 |
| 790 | NEONATE, BIRTHWT >2499G, W/O SIGNIF O.R. PROC, W MAJOR PROB | 58 | 297 | 45.63 | 5.1 | 0.7867 |
| 193 | SIMPLE PNEUMONIA & PLEURISY AGE >17 W MCC | 56 | 385 | 63.77 | 6.9 | 1.1388 |
| 194 | SIMPLE PNEUMONIA & PLEURISY AGE >17 W CC | 55 | 207 | 43.71 | 3.8 | 0.7947 |
| TOTAL | | 3,437 | 12,747 | 2,001.17 | 3.7 | 0.5822 |

Total Direct Care Medical = 8,129

Total Purchased Care Medical = 6,252

¹ Source: M2 TED-Institutional, based on where the beneficiary lives (Catchment Area ID).

AMC Womack – Civilian Hospitals¹

| Hospital Name | City | State | Accred GME | DNV Accred | Joint Comm Accred | Gen Med/Surg Beds | Med/Surg ICU Beds | NICU Beds | Total Beds | OB Care | OB Care Beds | Women's Health Svcs | ER? ER Visits | Gen Med/Surg Ped Care | Certified Trauma Center | Trauma Center Certified Level | Total Births | Inpatient Days | Avg Daily Census | FY18 Enrollee Adms | Driving Distance from MTF | Sole Comm Hosp | |
|-------------------------------|--------------|-------|------------|------------|-------------------|-------------------|-------------------|-----------|------------|---------|--------------|---------------------|---------------|-----------------------|-------------------------|-------------------------------|----------------------|----------------|------------------|--------------------|---------------------------|----------------|---|
| Betsy Johnson Regional Hosp | Dunn | NC | Y | N | Y | 83 | 10 | 0 | 105 | Y | 5 | N | Y | 61,877 | Y | N | | 516 | 21,711 | 59 | 27 | 31.2 | N |
| Cape Fear Valley Med Cen | Fayetteville | NC | Y | N | Y | 327 | 54 | 21 | 608 | Y | 51 | Y | Y | 130,082 | Y | Y | Rural Trauma Hosp | 4,614 | 162,876 | 446 | 952 | 10.1 | N |
| Cape Fear Vly Hoke Hosp | Raeford | NC | N | N | N | | | | 41 | | | | | 30,896 | | | | 0 | 3,886 | 11 | 45 | 14.3 | N |
| Dlp Central Carolina Med Cen | Sanford | NC | N | N | Y | | | | 137 | | | | | 33,348 | | | | 755 | 18,803 | 52 | 40 | 28.5 | N |
| Duke Raleigh Hosp | Raleigh | NC | Y | N | Y | 131 | 15 | 0 | 171 | N | 0 | Y | Y | 48,619 | N | N | | 0 | 42,854 | 117 | 20 | 74.2 | N |
| Duke Regional Hosp | Durham | NC | Y | N | Y | 96 | 16 | 0 | 214 | Y | 18 | Y | Y | 61,852 | N | N | | 2,367 | 77,967 | 214 | 17 | 84.7 | N |
| Duke University Hosp | Durham | NC | Y | N | Y | 419 | 96 | 45 | 962 | Y | 36 | Y | Y | 76,763 | Y | Y | Reg'l Res Trauma Cen | 3,429 | 289,799 | 794 | 201 | 161.0 | N |
| First Health Of The Carolinas | Pinehurst | NC | N | N | Y | 213 | 28 | 13 | 376 | Y | 20 | Y | Y | 54,578 | Y | N | | 1,980 | 93,658 | 257 | 213 | 32.5 | N |
| New Hanover Reg Med Cen | Wilmington | NC | Y | N | Y | 282 | 24 | 23 | 711 | Y | 48 | Y | Y | 146,452 | Y | Y | Comm Trauma Cen | 4,182 | 208,804 | 572 | 11 | 61.7 | N |
| Rex Hosp | Raleigh | NC | Y | N | Y | 278 | 20 | 6 | 666 | Y | 70 | Y | Y | 63,308 | Y | N | | 5,121 | 190,742 | 523 | 24 | 80.1 | N |
| Southeastern Reg Med Cen | Lumberton | NC | Y | Y | N | | | | 385 | | | | | 103,714 | | | | 1,633 | 113,381 | 311 | 14 | 39.7 | N |
| University Of Nc Hosp | Chapel Hill | NC | Y | N | Y | 377 | 64 | 48 | 929 | Y | 41 | Y | Y | 82,074 | Y | Y | Reg'l Res Trauma Cen | 3,724 | 277,856 | 761 | 454 | 64.7 | N |
| Wakemed | Raleigh | NC | Y | N | Y | 323 | 18 | 24 | 695 | Y | 70 | Y | Y | 222,962 | Y | Y | Reg'l Res Trauma Cen | 5,373 | 186,609 | 511 | 22 | 72.5 | N |
| Wakemed Cary Hosp | Cary | NC | N | N | Y | 110 | 12 | 0 | 156 | Y | 26 | Y | Y | 64,874 | N | N | | 2,352 | 45,018 | 123 | 11 | 63.3 | N |

¹ Source: AHA Dataviewer, 2017.

AMC Womack – Workload and Costs for Purchased Care¹

Non-Acute Care

| ALL CLAIMS | | 2016 | | | 2017 | | | 2018 | | |
|---------------------------|----------------------------|------------------|---------------------|---------------------|------------------|---------------------|---------------------|------------------|---------------------|---------------------|
| Institution Type | Inst Type Name | EDIPN/Date Count | PC-Total Amt Paid | Paid per EDIPN/Date | EDIPN/Date Count | PC-Total Amt Paid | Paid per EDIPN/Date | EDIPN/Date Count | PC-Total Amt Paid | Paid per EDIPN/Date |
| 22 | Psych Hosp or Unit of | 149 | \$ 593,763 | \$ 3,985 | 116 | \$ 574,260 | \$ 4,951 | 102 | \$ 585,358 | \$ 5,739 |
| 46 | Rehabilitation | 118 | \$ 2,394,366 | \$ 20,291 | 109 | \$ 2,826,513 | \$ 25,931 | 71 | \$ 1,040,483 | \$ 14,655 |
| 70 | Home Health Care Agency | 117 | \$ 347,574 | \$ 2,971 | 108 | \$ 319,424 | \$ 2,958 | 56 | \$ 136,806 | \$ 2,443 |
| 73 | Extended Care Facility | 12 | \$ 3,017,102 | \$ 251,425 | 9 | \$ 1,247,186 | \$ 138,576 | 4 | \$ 1,310,366 | \$ 327,591 |
| 76 | Skilled Nursing Facility | 594 | \$ 1,256,279 | \$ 2,115 | 614 | \$ 1,284,417 | \$ 2,092 | 579 | \$ 1,223,398 | \$ 2,113 |
| 78 | Non-hospital based hospice | 25 | \$ 41,661 | \$ 1,666 | 12 | \$ 43,523 | \$ 3,627 | 13 | \$ 35,211 | \$ 2,709 |
| 79 | Hospital based hospice | 6 | \$ 6,299 | \$ 1,050 | 2 | \$ 24,390 | \$ 12,195 | 0 | \$ 0 | \$ 0 |
| Total - All Claims | | 1,021 | \$ 7,657,044 | \$ 7,500 | 970 | \$ 6,319,713 | \$ 6,515 | 825 | \$ 4,331,621 | \$ 5,250 |

| OHI FLAG = N (TRICARE PRIMARY PAYOR) | | 2016 | | | 2017 | | | 2018 | | |
|--------------------------------------|----------------------------|------------------|---------------------|---------------------|------------------|---------------------|---------------------|------------------|---------------------|---------------------|
| Institution Type | Inst Type Name | EDIPN/Date Count | PC-Total Amt Paid | Paid per EDIPN/Date | EDIPN/Date Count | PC-Total Amt Paid | Paid per EDIPN/Date | EDIPN/Date Count | PC-Total Amt Paid | Paid per EDIPN/Date |
| 22 | Psych Hosp or Unit of | 121 | \$ 560,168 | \$ 4,629 | 104 | \$ 560,083 | \$ 5,385 | 86 | \$ 561,580 | \$ 6,530 |
| 46 | Rehabilitation | 48 | \$ 2,245,098 | \$ 46,773 | 56 | \$ 2,740,644 | \$ 48,940 | 28 | \$ 959,349 | \$ 34,262 |
| 70 | Home Health Care Agency | 117 | \$ 347,574 | \$ 2,971 | 108 | \$ 319,424 | \$ 2,958 | 56 | \$ 136,806 | \$ 2,443 |
| 73 | Extended Care Facility | 10 | \$ 2,955,610 | \$ 295,561 | 7 | \$ 1,198,464 | \$ 171,209 | 4 | \$ 1,310,366 | \$ 327,591 |
| 76 | Skilled Nursing Facility | 56 | \$ 312,642 | \$ 5,583 | 46 | \$ 209,969 | \$ 4,565 | 29 | \$ 147,084 | \$ 5,072 |
| 78 | Non-hospital based hospice | 24 | \$ 41,390 | \$ 1,725 | 12 | \$ 43,523 | \$ 3,627 | 13 | \$ 35,211 | \$ 2,709 |
| 79 | Hospital based hospice | 6 | \$ 6,299 | \$ 1,050 | 2 | \$ 24,390 | \$ 12,195 | 0 | \$ 0 | \$ 0 |
| Total - OHI = N Claims | | 382 | \$ 6,468,782 | \$ 16,934 | 335 | \$ 5,096,496 | \$ 15,213 | 216 | \$ 3,150,395 | \$ 14,585 |

¹ Source: MDR TEDI and MDR TED-NI. Work performed by a provider within the site's catchment area.

AMC Womack – FY18 Workload and Costs for Purchased Care¹ Non-Acute Care by Enrollment Status

| ALL CLAIMS | | Prime-Site | | | Reliant | | | Prime-Other | | | Plus | | | TFL | | | Not Enrolled | | | Total | | |
|---------------------------|----------------------------|-------------------|---------------------|----------------------|-------------------|-------------------|----------------------|-------------------|-------------------|----------------------|-------------------|-------------------|----------------------|-------------------|---------------------|----------------------|-------------------|-------------------|----------------------|-------------------|---------------------|----------------------|
| Inst Type | Inst Type Name | EDIPN /Date Count | PC-Total Amt Paid | Paid per EDIPN/ Date | EDIPN /Date Count | PC-Total Amt Paid | Paid per EDIPN/ Date | EDIPN /Date Count | PC-Total Amt Paid | Paid per EDIPN/ Date | EDIPN /Date Count | PC-Total Amt Paid | Paid per EDIPN/ Date | EDIPN /Date Count | PC-Total Amt Paid | Paid per EDIPN/ Date | EDIPN /Date Count | PC-Total Amt Paid | Paid per EDIPN/ Date | EDIPN /Date Count | PC-Total Amt Paid | Paid per EDIPN/ Date |
| 22 | Psych Hosp or Unit of | 29 | \$ 228,744 | \$ 7,888 | 0 | \$ - | \$ - | 30 | \$ 146,121 | \$ 4,871 | 0 | \$ - | \$ - | 8 | \$ 12,925 | \$ 1,616 | 35 | \$ 197,567 | \$ 5,645 | 102 | \$ 585,358 | \$ 5,739 |
| 46 | Rehabilitation | 17 | \$ 625,883 | \$ 36,817 | 0 | \$ - | \$ - | 9 | \$ 252,700 | \$ 28,078 | 0 | \$ - | \$ - | 38 | \$ 61,148 | \$ 1,609 | 7 | \$ 100,753 | \$ 14,393 | 71 | \$ 1,040,483 | \$ 14,655 |
| 70 | Home Health Care Agency | 32 | \$ 78,318 | \$ 2,447 | 1 | \$ 2,935 | \$ 2,935 | 12 | \$ 36,088 | \$ 3,007 | 0 | \$ - | \$ - | 0 | \$ - | \$ - | 11 | \$ 19,464 | \$ 1,769 | 56 | \$ 136,806 | \$ 2,443 |
| 73 | Extended Care Facility | 1 | \$ 69,720 | \$ 69,720 | 0 | \$ - | \$ - | 1 | \$ 161,952 | \$ 161,952 | 0 | \$ - | \$ - | 2 | \$ 1,078,694 | \$ 539,347 | 0 | \$ - | \$ - | 4 | \$ 1,310,366 | \$ 327,591 |
| 76 | Skilled Nursing Facility | 12 | \$ 50,318 | \$ 4,193 | 0 | \$ - | \$ - | 13 | \$ 49,590 | \$ 3,815 | 1 | \$ 4,301 | \$ 4,301 | 530 | \$ 1,058,327 | \$ 1,997 | 23 | \$ 60,862 | \$ 2,646 | 579 | \$ 1,223,398 | \$ 2,113 |
| 78 | Non-hospital based hospice | 10 | \$ 26,632 | \$ 2,663 | 0 | \$ - | \$ - | 1 | \$ 1,153 | \$ 1,153 | 0 | \$ - | \$ - | 0 | \$ - | \$ - | 2 | \$ 7,426 | \$ 3,713 | 13 | \$ 35,211 | \$ 2,709 |
| Total - All Claims | | 101 | \$ 1,079,615 | \$ 10,689 | 1 | \$ 2,935 | \$ 2,935 | 66 | \$ 647,604 | \$ 9,812 | 1 | \$ 4,301 | \$ 4,301 | 578 | \$ 2,211,094 | \$ 3,825 | 78 | \$ 386,072 | \$ 4,950 | 825 | \$ 4,331,621 | \$ 5,250 |

| OHI FLAG = N ² | | Prime-Site | | | Reliant | | | Prime-Other | | | Plus | | | TFL | | | Not Enrolled | | | Total | | |
|-------------------------------|----------------------------|-------------------|---------------------|----------------------|-------------------|-------------------|----------------------|-------------------|-------------------|----------------------|-------------------|-------------------|----------------------|-------------------|---------------------|----------------------|-------------------|-------------------|----------------------|-------------------|---------------------|----------------------|
| Inst Type | Inst Type Name | EDIPN /Date Count | PC-Total Amt Paid | Paid per EDIPN/ Date | EDIPN /Date Count | PC-Total Amt Paid | Paid per EDIPN/ Date | EDIPN /Date Count | PC-Total Amt Paid | Paid per EDIPN/ Date | EDIPN /Date Count | PC-Total Amt Paid | Paid per EDIPN/ Date | EDIPN /Date Count | PC-Total Amt Paid | Paid per EDIPN/ Date | EDIPN /Date Count | PC-Total Amt Paid | Paid per EDIPN/ Date | EDIPN /Date Count | PC-Total Amt Paid | Paid per EDIPN/ Date |
| 22 | Psych Hosp or Unit of | 28 | \$ 228,744 | \$ 8,169 | 0 | \$ - | \$ - | 27 | \$ 141,457 | \$ 5,239 | 0 | \$ - | \$ - | 0 | \$ - | \$ - | 31 | \$ 191,378 | \$ 6,173 | 86 | \$ 561,580 | \$ 6,530 |
| 46 | Rehabilitation | 16 | \$ 624,283 | \$ 39,018 | 0 | \$ - | \$ - | 8 | \$ 251,201 | \$ 31,400 | 0 | \$ - | \$ - | 0 | \$ - | \$ - | 4 | \$ 83,865 | \$ 20,966 | 28 | \$ 959,349 | \$ 34,262 |
| 70 | Home Health Care Agency | 32 | \$ 78,318 | \$ 2,447 | 1 | \$ 2,935 | \$ 2,935 | 12 | \$ 36,088 | \$ 3,007 | 0 | \$ - | \$ - | 0 | \$ - | \$ - | 11 | \$ 19,464 | \$ 1,769 | 56 | \$ 136,806 | \$ 2,443 |
| 73 | Extended Care Facility | 1 | \$ 69,720 | \$ 69,720 | 0 | \$ - | \$ - | 1 | \$ 161,952 | \$ 161,952 | 0 | \$ - | \$ - | 2 | \$ 1,078,694 | \$ 539,347 | 0 | \$ - | \$ - | 4 | \$ 1,310,366 | \$ 327,591 |
| 76 | Skilled Nursing Facility | 9 | \$ 47,118 | \$ 5,235 | 0 | \$ - | \$ - | 6 | \$ 40,718 | \$ 6,786 | 0 | \$ - | \$ - | 9 | \$ 35,578 | \$ 3,953 | 5 | \$ 23,670 | \$ 4,734 | 29 | \$ 147,084 | \$ 5,072 |
| 78 | Non-hospital based hospice | 10 | \$ 26,632 | \$ 2,663 | 0 | \$ - | \$ - | 1 | \$ 1,153 | \$ 1,153 | 0 | \$ - | \$ - | 0 | \$ - | \$ - | 2 | \$ 7,426 | \$ 3,713 | 13 | \$ 35,211 | \$ 2,709 |
| Total - OHI = N Claims | | 96 | \$ 1,074,815 | \$ 11,196 | 1 | \$ 2,935 | \$ 2,935 | 55 | \$ 632,569 | \$ 11,501 | 0 | \$ - | \$ - | 11 | \$ 1,114,272 | \$ 101,297 | 53 | \$ 325,803 | \$ 6,147 | 216 | \$ 3,150,395 | \$ 14,585 |

¹ Source: MDR TEDI and MDR TED-NI. Work performed by a provider within the site's catchment area.

² TRICARE is the primary payer.

Ambulatory Care

AMC Womack – Direct Care Appointments by Appointment Status¹

| Appointment Status | 0089 - AMC WOMACK-BRAGG | | | | | | 0570 - BRAGG CLINIC | | | | | | 0576 - OHC NSG OFF-SUNNY POINT | | | | | |
|--------------------|-------------------------|----------------|----------------|----------------|----------------|----------------|---------------------|----------------|----------------|----------------|----------------|----------------|--------------------------------|----------------|----------------|----------------|----------------|----------------|
| | 2016 - # Appts | 2016 - % Total | 2017 - # Appts | 2017 - % Total | 2018 - # Appts | 2018 - % Total | 2016 - # Appts | 2016 - % Total | 2017 - # Appts | 2017 - % Total | 2018 - # Appts | 2018 - % Total | 2016 - # Appts | 2016 - % Total | 2017 - # Appts | 2017 - % Total | 2018 - # Appts | 2018 - % Total |
| 2 Kept | 420,241 | 54% | 458,304 | 54% | 468,191 | 52% | 3,178 | 30% | 2,631 | 22% | 2,163 | 17% | | | | | | |
| 3 Canceled | 99,252 | 13% | 108,053 | 13% | 125,032 | 14% | 1,553 | 15% | 750 | 6% | 761 | 6% | 8 | 2% | 4 | 1% | 9 | 2% |
| 4 No Show | 19,892 | 3% | 24,548 | 3% | 28,058 | 3% | 407 | 4% | 183 | 2% | 192 | 2% | | | | | | |
| 5 Walk In | 138,573 | 18% | 149,975 | 18% | 162,891 | 18% | 4,707 | 45% | 6,827 | 57% | 7,296 | 58% | 394 | 98% | 428 | 98% | 409 | 98% |
| 6 Sick Call | 825 | 0% | 624 | 0% | 402 | 0% | | | 1 | 0% | 3 | 0% | | | | | | |
| 7 Telcon | 86,586 | 11% | 96,024 | 11% | 101,456 | 11% | 409 | 4% | 1,468 | 12% | 1,969 | 16% | 2 | 0% | 4 | 1% | | |
| 8 LWOBS | 1,297 | 0% | 1,772 | 0% | 2,577 | 0% | 16 | 0% | 83 | 1% | 60 | 0% | | | | | | |
| 9 Admin | 2,933 | 0% | 3,438 | 0% | 3,890 | 0% | 173 | 2% | 39 | 0% | 33 | 0% | | | | | | |
| 10 Occ-Svc | 2,296 | 0% | 1,270 | 0% | 1,446 | 0% | 9 | 0% | 9 | 0% | 6 | 0% | | | | | | |
| Grand Total | 771,895 | | 844,008 | | 893,943 | | 10,452 | | 11,991 | | 12,483 | | 404 | | 436 | | 418 | |

| Appointment Status | 6034 - TROOP & FAMILY MED CL-BRAGG | | | | | | 6072 - WAMC-VA FAY REHAB CLINIC-BRAGG | | | | | | 6105 - CBMH FAYETTEVILLE-BRAGG | | | | | |
|--------------------|------------------------------------|----------------|----------------|----------------|----------------|----------------|---------------------------------------|----------------|----------------|----------------|----------------|----------------|--------------------------------|----------------|----------------|----------------|----------------|----------------|
| | 2016 - # Appts | 2016 - % Total | 2017 - # Appts | 2017 - % Total | 2018 - # Appts | 2018 - % Total | 2016 - # Appts | 2016 - % Total | 2017 - # Appts | 2017 - % Total | 2018 - # Appts | 2018 - % Total | 2016 - # Appts | 2016 - % Total | 2017 - # Appts | 2017 - % Total | 2018 - # Appts | 2018 - % Total |
| 2 Kept | 42,249 | 41% | 42,773 | 41% | 39,897 | 42% | | | 8,404 | 68% | 29,355 | 66% | 19,653 | 42% | 21,138 | 44% | 18,814 | 38% |
| 3 Canceled | 11,493 | 11% | 11,059 | 11% | 11,791 | 12% | | | 2,107 | 17% | 10,394 | 23% | 7,025 | 15% | 6,214 | 13% | 6,048 | 12% |
| 4 No Show | 2,355 | 2% | 2,788 | 3% | 3,000 | 3% | | | 1,484 | 12% | 3,332 | 7% | 1,925 | 4% | 1,846 | 4% | 1,874 | 4% |
| 5 Walk In | 14,144 | 14% | 12,639 | 12% | 9,558 | 10% | | | 25 | 0% | 109 | 0% | 2,702 | 6% | 2,785 | 6% | 2,734 | 5% |
| 6 Sick Call | 1,080 | 1% | 319 | 0% | 30 | 0% | | | | | | | | | 2 | 0% | | |
| 7 Telcon | 32,126 | 31% | 34,037 | 33% | 30,375 | 32% | | | 131 | 1% | 1,333 | 3% | 14,505 | 31% | 15,931 | 33% | 19,947 | 40% |
| 8 LWOBS | 133 | 0% | 113 | 0% | 62 | 0% | | | 13 | 0% | 49 | 0% | 70 | 0% | 50 | 0% | 57 | 0% |
| 9 Admin | 230 | 0% | 148 | 0% | 243 | 0% | | | 134 | 1% | 209 | 0% | 26 | 0% | 18 | 0% | 6 | 0% |
| 10 Occ-Svc | 154 | 0% | 101 | 0% | 197 | 0% | | | | | 1 | 0% | 478 | 1% | 444 | 1% | 291 | 1% |
| Grand Total | 103,964 | | 103,977 | | 95,153 | | 0 | | 12,298 | | 44,782 | | 46,384 | | 48,428 | | 49,771 | |

¹ Source: M2 Appointment, includes MEPRS Codes B**, FBI, and FBN.

AMC Womack – Direct Care Appointments by Appointment Status¹

| Appointment Status | 6106 - CBMH HOPE MILLS-BRAGG | | | | | | 6107 - CBMH LINDEN OAKS-BRAGG | | | | | | 6178 - EBH EAST BRAGG CLINIC-BRAGG | | | | | |
|--------------------|------------------------------|----------------|----------------|----------------|----------------|----------------|-------------------------------|----------------|----------------|----------------|----------------|----------------|------------------------------------|----------------|----------------|----------------|----------------|----------------|
| | 2016 - # Appts | 2016 - % Total | 2017 - # Appts | 2017 - % Total | 2018 - # Appts | 2018 - % Total | 2016 - # Appts | 2016 - % Total | 2017 - # Appts | 2017 - % Total | 2018 - # Appts | 2018 - % Total | 2016 - # Appts | 2016 - % Total | 2017 - # Appts | 2017 - % Total | 2018 - # Appts | 2018 - % Total |
| 2 Kept | 18,235 | 31% | 24,652 | 37% | 25,009 | 35% | 17,134 | 43% | 20,523 | 42% | 21,489 | 39% | 4,622 | 47% | 6,661 | 50% | 7,394 | 46% |
| 3 Canceled | 7,683 | 13% | 8,389 | 13% | 8,093 | 11% | 4,220 | 11% | 5,982 | 12% | 7,604 | 14% | 1,814 | 18% | 2,653 | 20% | 3,002 | 19% |
| 4 No Show | 1,524 | 3% | 1,572 | 2% | 1,740 | 2% | 1,876 | 5% | 1,854 | 4% | 2,317 | 4% | 774 | 8% | 901 | 7% | 1,131 | 7% |
| 5 Walk In | 3,719 | 6% | 2,975 | 4% | 3,333 | 5% | 3,357 | 8% | 4,438 | 9% | 5,084 | 9% | 714 | 7% | 246 | 2% | 199 | 1% |
| 6 Sick Call | 1 | 0% | 2 | 0% | 1 | 0% | | | | | | | | | | | 1 | 0% |
| 7 Telcon | 26,682 | 46% | 29,286 | 44% | 32,947 | 46% | 12,922 | 33% | 16,098 | 33% | 18,945 | 34% | 1,834 | 19% | 2,645 | 20% | 4,316 | 27% |
| 8 LWOBS | 21 | 0% | 20 | 0% | 17 | 0% | 9 | 0% | 27 | 0% | 19 | 0% | 30 | 0% | 25 | 0% | 26 | 0% |
| 9 Admin | 4 | 0% | 1 | 0% | 396 | 1% | 43 | 0% | 74 | 0% | 235 | 0% | 54 | 1% | 39 | 0% | 97 | 1% |
| 10 Occ-Svc | 87 | 0% | 20 | 0% | 11 | 0% | 12 | 0% | 19 | 0% | 16 | 0% | 55 | 1% | 107 | 1% | 27 | 0% |
| Grand Total | 57,956 | | 66,917 | | 71,547 | | 39,573 | | 49,015 | | 55,709 | | 9,897 | | 13,277 | | 16,193 | |

| Appointment Status | 6179 - EBH WEST BRAGG CLINIC-BRAGG | | | | | | 6228 - NICOE-INTREPID SPIRIT-BRAGG | | | | | | 7143 - ROBINSON CLINIC-BRAGG | | | | | |
|--------------------|------------------------------------|----------------|----------------|----------------|----------------|----------------|------------------------------------|----------------|----------------|----------------|----------------|----------------|------------------------------|----------------|----------------|----------------|----------------|----------------|
| | 2016 - # Appts | 2016 - % Total | 2017 - # Appts | 2017 - % Total | 2018 - # Appts | 2018 - % Total | 2016 - # Appts | 2016 - % Total | 2017 - # Appts | 2017 - % Total | 2018 - # Appts | 2018 - % Total | 2016 - # Appts | 2016 - % Total | 2017 - # Appts | 2017 - % Total | 2018 - # Appts | 2018 - % Total |
| 2 Kept | 10,634 | 49% | 10,331 | 48% | 10,217 | 47% | 20,969 | 51% | 20,160 | 59% | 20,314 | 57% | 96,017 | 50% | 101,249 | 46% | 95,661 | 43% |
| 3 Canceled | 3,400 | 16% | 3,450 | 16% | 3,020 | 14% | 7,769 | 19% | 7,699 | 22% | 8,383 | 24% | 27,354 | 14% | 24,688 | 11% | 27,076 | 12% |
| 4 No Show | 1,596 | 7% | 1,445 | 7% | 1,335 | 6% | 1,710 | 4% | 1,130 | 3% | 1,581 | 4% | 6,851 | 4% | 8,131 | 4% | 8,498 | 4% |
| 5 Walk In | 1,491 | 7% | 1,174 | 5% | 1,091 | 5% | 8,220 | 20% | 3,158 | 9% | 3,153 | 9% | 18,967 | 10% | 26,553 | 12% | 31,636 | 14% |
| 6 Sick Call | | | 1 | 0% | | | | | | | 1 | 0% | 1,689 | 1% | 2,640 | 1% | 4,733 | 2% |
| 7 Telcon | 4,629 | 21% | 5,037 | 23% | 5,761 | 27% | 1,611 | 4% | 1,189 | 3% | 1,337 | 4% | 39,110 | 20% | 55,239 | 25% | 48,775 | 22% |
| 8 LWOBS | 17 | 0% | 14 | 0% | 6 | 0% | 14 | 0% | 7 | 0% | 9 | 0% | 393 | 0% | 150 | 0% | 150 | 0% |
| 9 Admin | 100 | 0% | 45 | 0% | 282 | 1% | 629 | 2% | 932 | 3% | 663 | 2% | 453 | 0% | 1,815 | 1% | 2,946 | 1% |
| 10 Occ-Svc | 23 | 0% | 18 | 0% | 9 | 0% | 5 | 0% | 22 | 0% | 21 | 0% | 694 | 0% | 937 | 0% | 582 | 0% |
| Grand Total | 21,890 | | 21,515 | | 21,721 | | 40,927 | | 34,297 | | 35,462 | | 191,528 | | 221,402 | | 220,057 | |

¹ Source: M2 Appointment, includes MEPRS Codes B**, FBI, and FBN.

AMC Womack – Direct Care Appointments by Appointment Status¹

| Appointment Status | 7286 - JOEL CLINIC-BRAGG | | | | | | 7294 - CLARK CLINIC-BRAGG | | | | | |
|--------------------|--------------------------|----------------|----------------|----------------|----------------|----------------|---------------------------|----------------|----------------|----------------|----------------|----------------|
| | 2016 - # Appts | 2016 - % Total | 2017 - # Appts | 2017 - % Total | 2018 - # Appts | 2018 - % Total | 2016 - # Appts | 2016 - % Total | 2017 - # Appts | 2017 - % Total | 2018 - # Appts | 2018 - % Total |
| 2 Kept | 44,036 | 39% | 45,865 | 45% | 39,407 | 41% | 52,380 | 41% | 58,871 | 44% | 50,064 | 39% |
| 3 Canceled | 15,309 | 14% | 12,873 | 13% | 14,768 | 15% | 15,253 | 12% | 14,720 | 11% | 15,792 | 12% |
| 4 No Show | 3,112 | 3% | 3,246 | 3% | 3,019 | 3% | 3,408 | 3% | 3,744 | 3% | 3,871 | 3% |
| 5 Walk In | 14,441 | 13% | 11,896 | 12% | 11,470 | 12% | 14,376 | 11% | 18,734 | 14% | 16,609 | 13% |
| 6 Sick Call | 1,119 | 1% | 586 | 1% | 374 | 0% | 3,544 | 3% | 764 | 1% | 1,372 | 1% |
| 7 Telcon | 33,331 | 29% | 26,208 | 26% | 26,142 | 27% | 37,188 | 29% | 37,121 | 28% | 38,477 | 30% |
| 8 LWOBS | 113 | 0% | 98 | 0% | 94 | 0% | 207 | 0% | 146 | 0% | 104 | 0% |
| 9 Admin | 831 | 1% | 798 | 1% | 581 | 1% | 294 | 0% | 470 | 0% | 458 | 0% |
| 10 Occ-Svc | 800 | 1% | 836 | 1% | 530 | 1% | 93 | 0% | 143 | 0% | 120 | 0% |
| Grand Total | 113,092 | | 102,406 | | 96,385 | | 126,743 | | 134,713 | | 126,867 | |

¹ Source: M2 Appointment, includes MEPRS Codes B**, FBI, and FBN.

AMC Womack – Direct Care Appointments by Appointment Type¹

| Appt Type Group | 0089 - AMC WOMACK-BRAGG | | | | | | 0570 - BRAGG CLINIC | | | | | | 0576 - OHC NSG OFF-SUNNY POINT | | | | | |
|--------------------|-------------------------|----------------|----------------|----------------|----------------|----------------|---------------------|----------------|----------------|----------------|----------------|----------------|--------------------------------|----------------|----------------|----------------|----------------|----------------|
| | 2016 - # Appts | 2016 - % Total | 2017 - # Appts | 2017 - % Total | 2018 - # Appts | 2018 - % Total | 2016 - # Appts | 2016 - % Total | 2017 - # Appts | 2017 - % Total | 2018 - # Appts | 2018 - % Total | 2016 - # Appts | 2016 - % Total | 2017 - # Appts | 2017 - % Total | 2018 - # Appts | 2018 - % Total |
| 24HR | 26,345 | 3% | 32,782 | 4% | 28,344 | 3% | | | | | | | | | | | | |
| ACUTE | 20,404 | 3% | 22,848 | 3% | 18,982 | 2% | | | | | | | | | | | | |
| APV | 9,609 | 1% | 9,733 | 1% | 8,889 | 1% | | | | | | | | | | | | |
| EROOM | 69,806 | 9% | 65,291 | 8% | 69,250 | 8% | | | | | | | | | | | | |
| FTR | 245,449 | 32% | 260,993 | 31% | 278,051 | 31% | 8 | 0% | 1 | 0% | 2 | 0% | | | | | | |
| GRP | 22,468 | 3% | 28,398 | 3% | 39,274 | 4% | | | | | | | | | | | | |
| PCM | 283 | 0% | 233 | 0% | 269 | 0% | | | | | | | | | | | | |
| PROC | 85,848 | 11% | 103,248 | 12% | 116,345 | 13% | | | | | | | | | | | | |
| ROUT | 49,580 | 6% | 45,276 | 5% | 42,923 | 5% | 104 | 1% | 21 | 0% | 8 | 0% | | | | | | |
| SPEC | 93,407 | 12% | 113,708 | 13% | 125,780 | 14% | 2,323 | 22% | 3,352 | 28% | 3,037 | 24% | 401 | 99% | 432 | 99% | 418 | 100% |
| T-CON* | 89,921 | 12% | 99,803 | 12% | 105,606 | 12% | 422 | 4% | 1,495 | 12% | 2,003 | 16% | 3 | 1% | 4 | 1% | | |
| WELL | 58,775 | 8% | 61,695 | 7% | 60,230 | 7% | 7,595 | 73% | 7,122 | 59% | 7,433 | 60% | | | | | | |
| Grand Total | 771,895 | | 844,008 | | 893,943 | | 10,452 | | 11,991 | | 12,483 | | 404 | | 436 | | 418 | |

| Appt Type Group | 6034 - TROOP & FAMILY MED CL-BRAGG | | | | | | 6072 - WAMC-VA FAY REHAB CLINIC-BRAGG | | | | | | 6105 - CBMH FAYETTEVILLE-BRAGG | | | | | |
|--------------------|------------------------------------|----------------|----------------|----------------|----------------|----------------|---------------------------------------|----------------|----------------|----------------|----------------|----------------|--------------------------------|----------------|----------------|----------------|----------------|----------------|
| | 2016 - # Appts | 2016 - % Total | 2017 - # Appts | 2017 - % Total | 2018 - # Appts | 2018 - % Total | 2016 - # Appts | 2016 - % Total | 2017 - # Appts | 2017 - % Total | 2018 - # Appts | 2018 - % Total | 2016 - # Appts | 2016 - % Total | 2017 - # Appts | 2017 - % Total | 2018 - # Appts | 2018 - % Total |
| 24HR | 16,670 | 16% | 17,054 | 16% | 14,132 | 15% | | | | | | | 7,842 | 17% | 12,850 | 27% | 10,826 | 22% |
| ACUTE | 8,038 | 8% | 5,222 | 5% | 3,855 | 4% | | | | | | | | | | | | |
| APV | | | | | | | | | | | | | | | | | | |
| EROOM | | | | | | | | | | | | | | | | | | |
| FTR | 35,658 | 34% | 36,313 | 35% | 35,587 | 37% | | | 2,730 | 22% | 11,350 | 25% | 22,666 | 49% | 16,952 | 35% | 17,033 | 34% |
| GRP | 363 | 0% | 81 | 0% | 76 | 0% | | | 244 | 2% | 428 | 1% | 26 | 0% | 26 | 0% | 17 | 0% |
| PCM | 1 | 0% | 1 | 0% | | | | | | | | | | | | | | |
| PROC | 177 | 0% | 32 | 0% | 86 | 0% | | | 7,391 | 60% | 26,308 | 59% | 388 | 1% | 396 | 1% | 331 | 1% |
| ROUT | 2,978 | 3% | 1,531 | 1% | 238 | 0% | | | | | | | | | | | | |
| SPEC | 670 | 1% | 1,146 | 1% | 5,163 | 5% | | | 1,800 | 15% | 5,354 | 12% | 67 | 0% | 1,506 | 3% | 999 | 2% |
| T-CON* | 33,205 | 32% | 35,193 | 34% | 31,364 | 33% | | | 133 | 1% | 1,342 | 3% | 15,395 | 33% | 16,698 | 34% | 20,565 | 41% |
| WELL | 6,204 | 6% | 7,404 | 7% | 4,652 | 5% | | | | | | | | | | | | |
| Grand Total | 103,964 | | 103,977 | | 95,153 | | 0 | | 12,298 | | 44,782 | | 46,384 | | 48,428 | | 49,771 | |

¹ Source: M2 Appointment, includes MEPRS Codes B**, FBI, and FBN.

AMC Womack – Direct Care Appointments by Appointment Type¹

| Appt Type Group | 6106 - CBMH HOPE MILLS-BRAGG | | | | | | 6107 - CBMH LINDEN OAKS-BRAGG | | | | | | 6178 - EBH EAST BRAGG CLINIC-BRAGG | | | | | |
|--------------------|------------------------------|----------------|----------------|----------------|----------------|----------------|-------------------------------|----------------|----------------|----------------|----------------|----------------|------------------------------------|----------------|----------------|----------------|----------------|----------------|
| | 2016 - # Appts | 2016 - % Total | 2017 - # Appts | 2017 - % Total | 2018 - # Appts | 2018 - % Total | 2016 - # Appts | 2016 - % Total | 2017 - # Appts | 2017 - % Total | 2018 - # Appts | 2018 - % Total | 2016 - # Appts | 2016 - % Total | 2017 - # Appts | 2017 - % Total | 2018 - # Appts | 2018 - % Total |
| 24HR | 10,316 | 18% | 14,329 | 21% | 14,275 | 20% | 12,781 | 32% | 13,907 | 28% | 13,185 | 24% | | | | | | |
| ACUTE | | | | | | | | | | | | | 444 | 4% | 336 | 3% | 254 | 2% |
| APV | | | | | | | | | | | | | | | | | | |
| EROOM | | | | | | | | | | | | | | | | | | |
| FTR | 19,116 | 33% | 20,432 | 31% | 21,726 | 30% | 13,405 | 34% | 16,418 | 33% | 21,458 | 39% | 5,282 | 53% | 6,381 | 48% | 7,753 | 48% |
| GRP | | | | | | | 22 | 0% | | | 6 | 0% | 241 | 2% | 1,774 | 13% | 1,562 | 10% |
| PCM | 5 | 0% | 8 | 0% | | | | | | | | | | | | | | |
| PROC | 261 | 0% | 410 | 1% | 349 | 0% | 2 | 0% | 331 | 1% | 395 | 1% | | | | | 22 | 0% |
| ROUT | | | | | | | | | | | | | 940 | 9% | | | | |
| SPEC | 880 | 2% | 1,941 | 3% | 1,722 | 2% | 142 | 0% | 1,789 | 4% | 1,080 | 2% | 568 | 6% | 1,435 | 11% | 1,729 | 11% |
| T-CON* | 27,378 | 47% | 29,797 | 45% | 33,475 | 47% | 13,221 | 33% | 16,570 | 34% | 19,585 | 35% | 1,910 | 19% | 2,783 | 21% | 4,406 | 27% |
| WELL | | | | | | | | | | | | | 512 | 5% | 568 | 4% | 467 | 3% |
| Grand Total | 57,956 | | 66,917 | | 71,547 | | 39,573 | | 49,015 | | 55,709 | | 9,897 | | 13,277 | | 16,193 | |

| Appt Type Group | 6179 - EBH WEST BRAGG CLINIC-BRAGG | | | | | | 6228 - NICOE-INTREPID SPIRIT-BRAGG | | | | | | 7143 - ROBINSON CLINIC-BRAGG | | | | | |
|--------------------|------------------------------------|----------------|----------------|----------------|----------------|----------------|------------------------------------|----------------|----------------|----------------|----------------|----------------|------------------------------|----------------|----------------|----------------|----------------|----------------|
| | 2016 - # Appts | 2016 - % Total | 2017 - # Appts | 2017 - % Total | 2018 - # Appts | 2018 - % Total | 2016 - # Appts | 2016 - % Total | 2017 - # Appts | 2017 - % Total | 2018 - # Appts | 2018 - % Total | 2016 - # Appts | 2016 - % Total | 2017 - # Appts | 2017 - % Total | 2018 - # Appts | 2018 - % Total |
| 24HR | | | | | | | | | | | | | 42,770 | 22% | 54,941 | 25% | 56,558 | 26% |
| ACUTE | 877 | 4% | 813 | 4% | 495 | 2% | 2,416 | 6% | 331 | 1% | 996 | 3% | 998 | 1% | 1,301 | 1% | 827 | 0% |
| APV | | | | | | | | | | | | | | | | | | |
| EROOM | | | | | | | | | | | | | | | | | | |
| FTR | 11,506 | 53% | 10,866 | 51% | 10,738 | 49% | 11,635 | 28% | 10,693 | 31% | 11,576 | 33% | 74,672 | 39% | 75,390 | 34% | 75,547 | 34% |
| GRP | 761 | 3% | 1,417 | 7% | 1,097 | 5% | 7,997 | 20% | 4,787 | 14% | 5,013 | 14% | 3,015 | 2% | 3,228 | 1% | 2,740 | 1% |
| PCM | | | | | | | | | | | | | 6 | 0% | 8 | 0% | 1 | 0% |
| PROC | | | | | 19 | 0% | 11,742 | 29% | 12,309 | 36% | 11,592 | 33% | 14,548 | 8% | 14,367 | 6% | 15,585 | 7% |
| ROUT | 1,750 | 8% | 4 | 0% | 1 | 0% | | | | | | | 1,629 | 1% | 1 | 0% | 4 | 0% |
| SPEC | 1,130 | 5% | 2,386 | 11% | 2,527 | 12% | 5,502 | 13% | 4,932 | 14% | 4,898 | 14% | 4,638 | 2% | 7,879 | 4% | 11,576 | 5% |
| T-CON* | 4,678 | 21% | 5,088 | 24% | 5,829 | 27% | 1,635 | 4% | 1,245 | 4% | 1,387 | 4% | 41,092 | 21% | 57,467 | 26% | 50,561 | 23% |
| WELL | 1,188 | 5% | 941 | 4% | 1,015 | 5% | | | | | | | 8,160 | 4% | 6,820 | 3% | 6,658 | 3% |
| Grand Total | 21,890 | | 21,515 | | 21,721 | | 40,927 | | 34,297 | | 35,462 | | 191,528 | | 221,402 | | 220,057 | |

¹ Source: M2 Appointment, includes MEPRS Codes B**, FBI, and FBN.

AMC Womack – Direct Care Appointments by Appointment Type¹

| Appt Type Group | 7286 - JOEL CLINIC-BRAGG | | | | | | 7294 - CLARK CLINIC-BRAGG | | | | | |
|--------------------|--------------------------|----------------|----------------|----------------|----------------|----------------|---------------------------|----------------|----------------|----------------|----------------|----------------|
| | 2016 - # Appts | 2016 - % Total | 2017 - # Appts | 2017 - % Total | 2018 - # Appts | 2018 - % Total | 2016 - # Appts | 2016 - % Total | 2017 - # Appts | 2017 - % Total | 2018 - # Appts | 2018 - % Total |
| 24HR | 10,636 | 9% | 16,645 | 16% | 15,298 | 16% | 38,134 | 30% | 36,732 | 27% | 35,009 | 28% |
| ACUTE | 4,694 | 4% | 4,273 | 4% | 2,913 | 3% | 197 | 0% | 535 | 0% | 229 | 0% |
| APV | | | | | | | | | | | | |
| EROOM | | | | | | | | | | | | |
| FTR | 48,338 | 43% | 44,156 | 43% | 41,404 | 43% | 41,329 | 33% | 44,880 | 33% | 38,672 | 30% |
| GRP | 290 | 0% | 317 | 0% | 180 | 0% | 1,098 | 1% | 2,921 | 2% | 1,401 | 1% |
| PCM | | | | | 2 | 0% | 200 | 0% | 221 | 0% | 48 | 0% |
| PROC | 361 | 0% | 744 | 1% | 858 | 1% | 732 | 1% | 1,290 | 1% | 1,973 | 2% |
| ROUT | 1,602 | 1% | 725 | 1% | 85 | 0% | | | 21 | 0% | 9 | 0% |
| SPEC | 178 | 0% | 897 | 1% | 3,796 | 4% | 850 | 1% | 2,426 | 2% | 5,514 | 4% |
| T-CON* | 35,213 | 31% | 28,020 | 27% | 27,786 | 29% | 38,440 | 30% | 38,229 | 28% | 39,598 | 31% |
| WELL | 11,780 | 10% | 6,629 | 6% | 4,063 | 4% | 5,763 | 5% | 7,458 | 6% | 4,414 | 3% |
| Grand Total | 113,092 | | 102,406 | | 96,385 | | 126,743 | | 134,713 | | 126,867 | |

¹ Source: M2 Appointment, includes MEPRS Codes B**, FBI, and FBN.

AMC Womack – FY18 Direct Care Ambulatory Encounters (CAPER)¹

| PRODUCT LINE | 0089 - AMC WOMACK-BRAGG | | | | 0570 - BRAGG CLINIC | | | | 0576 - OHC NSG OFF-SUNNY POINT | | | |
|--------------|-------------------------|----------------|----------------|------------|---------------------|--------------|---------------|------------|--------------------------------|----------|------------|------------|
| | Seen | Telcon | Total | % of Total | Seen | Telcon | Total | % of Total | Seen | Telcon | Total | % of Total |
| DERM | 8,463 | 1,169 | 9,632 | 1.31% | | | | | | | | |
| ENT | 7,336 | 1,529 | 8,865 | 1.21% | | | | | | | | |
| ER | 66,708 | 65 | 66,773 | 9.11% | | | | | | | | |
| IMSUB | 52,883 | 8,144 | 61,027 | 8.32% | | | | | | | | |
| MH | 44,164 | 14,859 | 59,023 | 8.05% | | | | | | | | |
| OBGYN | 54,459 | 20,360 | 74,819 | 10.21% | | | | | | | | |
| OPTOM | 25,720 | 825 | 26,545 | 3.62% | | | | | | | | |
| ORTHO | 130,852 | 4,327 | 135,179 | 18.44% | | | | | | | | |
| OTHER | 65,311 | 7,552 | 72,863 | 9.94% | 9,462 | 1,969 | 11,431 | 100.00% | 409 | 0 | 409 | 100.00% |
| PC | 148,608 | 37,480 | 186,088 | 25.38% | | | | | | | | |
| SURG | 14,936 | 3,558 | 18,494 | 2.52% | | | | | | | | |
| SURGSUB | 11,836 | 2,009 | 13,845 | 1.89% | | | | | | | | |
| TOTAL | 631,276 | 101,877 | 733,153 | | 9,462 | 1,969 | 11,431 | | 409 | 0 | 409 | |

| PRODUCT LINE | 6034 - TROOP & FAMILY MED CL-BRAGG | | | | 6072 - WAMC-VA FAY REHAB CLINIC-BRAGG | | | | 6105 - CBMH FAYETTEVILLE-BRAGG | | | |
|--------------|------------------------------------|---------------|---------------|------------|---------------------------------------|--------------|---------------|------------|--------------------------------|---------------|---------------|------------|
| | Seen | Telcon | Total | % of Total | Seen | Telcon | Total | % of Total | Seen | Telcon | Total | % of Total |
| DERM | | | | | | | | | | | | |
| ENT | | | | | | | | | | | | |
| ER | | | | | | | | | | | | |
| IMSUB | | | | | | | | | | | | |
| MH | | | | | | | | | | | | |
| OBGYN | | | | | | | | | | | | |
| OPTOM | 4,776 | 304 | 5,080 | 6.36% | | | | | | | | |
| ORTHO | | | | | 29,454 | 1,331 | 30,785 | 100.00% | | | | |
| OTHER | | | | | | | | | | | | |
| PC | 44,672 | 30,123 | 74,795 | 93.64% | | | | | 21,542 | 20,166 | 41,708 | 100.00% |
| SURG | | | | | | | | | | | | |
| SURGSUB | | | | | | | | | | | | |
| TOTAL | 49,448 | 30,427 | 79,875 | | 29,454 | 1,331 | 30,785 | | 21,542 | 20,166 | 41,708 | |

¹ Source: M2 CAPER, includes MEPRS Codes B**, FBI, and FBN.

AMC Womack – FY18 Direct Care Ambulatory Encounters (CAPER)¹

| PRODUCT LINE | 6106 - CBMH HOPE MILLS-BRAGG | | | | 6107 - CBMH LINDEN OAKS-BRAGG | | | | 6178 - EBH EAST BRAGG CLINIC-BRAGG | | | |
|--------------|------------------------------|---------------|---------------|------------|-------------------------------|---------------|---------------|------------|------------------------------------|--------------|---------------|------------|
| | Seen | Telcon | Total | % of Total | Seen | Telcon | Total | % of Total | Seen | Telcon | Total | % of Total |
| DERM | | | | | | | | | | | | |
| ENT | | | | | | | | | | | | |
| ER | | | | | | | | | | | | |
| IMSUB | | | | | | | | | | | | |
| MH | | | | | | | | | 7,590 | 4,316 | 11,906 | 100.00% |
| OBGYN | | | | | | | | | | | | |
| OPTOM | | | | | | | | | | | | |
| ORTHO | | | | | | | | | | | | |
| OTHER | | | | | | | | | | | | |
| PC | 28,341 | 32,947 | 61,288 | 100.00% | 26,572 | 18,946 | 45,518 | 100.00% | | | | |
| SURG | | | | | | | | | | | | |
| SURGSUB | | | | | | | | | | | | |
| TOTAL | 28,341 | 32,947 | 61,288 | | 26,572 | 18,946 | 45,518 | | 7,590 | 4,316 | 11,906 | |

| PRODUCT LINE | 6179 - EBH WEST BRAGG CLINIC-BRAGG | | | | 6228 - NICOE-INTREPID SPIRIT-BRAGG | | | | 7143 - ROBINSON CLINIC-BRAGG | | | |
|--------------|------------------------------------|--------------|---------------|------------|------------------------------------|--------------|---------------|------------|------------------------------|---------------|----------------|------------|
| | Seen | Telcon | Total | % of Total | Seen | Telcon | Total | % of Total | Seen | Telcon | Total | % of Total |
| DERM | | | | | | | | | | | | |
| ENT | | | | | | | | | | | | |
| ER | | | | | | | | | | | | |
| IMSUB | | | | | | | | | | | | |
| MH | 11,301 | 5,761 | 17,062 | 100.00% | 1,710 | 72 | 1,782 | 7.19% | 13,034 | 5,191 | 18,225 | 10.08% |
| OBGYN | | | | | | | | | | | | |
| OPTOM | | | | | | | | | 8,739 | 310 | 9,049 | 5.01% |
| ORTHO | | | | | | | | | 19,650 | 1,056 | 20,706 | 11.45% |
| OTHER | | | | | 21,738 | 1,265 | 23,003 | 92.81% | | | | |
| PC | | | | | | | | | 90,494 | 42,312 | 132,806 | 73.46% |
| SURG | | | | | | | | | | | | |
| SURGSUB | | | | | | | | | | | | |
| TOTAL | 11,301 | 5,761 | 17,062 | | 23,448 | 1,337 | 24,785 | | 131,917 | 48,869 | 180,786 | |

¹ Source: M2 CAPER, includes MEPRS Codes B**, FBI, and FBN.

AMC Womack – FY18 Direct Care Ambulatory Encounters (CAPER)¹

| PRODUCT LINE | 7286 - JOEL CLINIC-BRAGG | | | | 7294 - CLARK CLINIC-BRAGG | | | |
|--------------|--------------------------|---------------|---------------|------------|---------------------------|---------------|----------------|------------|
| | Seen | Telcon | Total | % of Total | Seen | Telcon | Total | % of Total |
| DERM | | | | | | | | |
| ENT | | | | | | | | |
| ER | | | | | | | | |
| IMSUB | | | | | | | | |
| MH | | | | | 4,055 | 1,144 | 5,199 | 4.88% |
| OBGYN | | | | | | | | |
| OPTOM | 6,718 | 244 | 6,962 | 9.00% | 6,683 | 200 | 6,883 | 6.46% |
| ORTHO | | | | | | | | |
| OTHER | | | | | 55 | 0 | 55 | 0.05% |
| PC | 44,470 | 25,918 | 70,388 | 91.00% | 57,238 | 37,143 | 94,381 | 88.61% |
| SURG | | | | | | | | |
| SURGSUB | | | | | | | | |
| TOTAL | 51,188 | 26,162 | 77,350 | | 68,031 | 38,487 | 106,518 | |

¹ Source: M2 CAPER, includes MEPRS Codes B**, FBI, and FBN.

AMC Womack – Direct Care Ambulatory Surgery¹

| MEPRS | MEPRS Description | FY 2017 Encounters | FY 2018 Encounters |
|--------------|--|--------------------|--------------------|
| BAC | CARDIOLOGY CLINIC | 14 | 6 |
| BAG | GASTROENTEROLOGY CLINIC | 3,138 | 2,625 |
| BAM | HEMATOLOGY AND ONCOLOGY CLINIC | 1 | 0 |
| BAN | PULMONARY DISEASE CLINIC | 44 | 47 |
| BBA | GENERAL SURGERY CLINIC | 1,205 | 1,219 |
| BBD | OPHTHALMOLOGY CLINIC | 494 | 610 |
| BBF | OTOLARYNGOLOGY CLINIC | 929 | 806 |
| BBG | PLASTIC SURGERY CLINIC | 266 | 218 |
| BBI | UROLOGY CLINIC | 566 | 547 |
| BBK | PERIPHERAL VASCULAR SURGERY CLINIC | 103 | 94 |
| BBL | PAIN MANAGEMENT CLINIC | 24 | 24 |
| BBM | VASCULAR AND INTERVENTIONAL RADIOLOGY CLINIC | 185 | 177 |
| BCB | OBSTETRICS AND GYNECOLOGY CLINIC | 665 | 639 |
| BDA | PEDIATRIC CLINIC | 72 | 45 |
| BDB | PEDIATRIC SUBSPECIALTY CLINIC | 0 | 27 |
| BEA | ORTHOPEDIC CLINIC | 1,534 | 1,363 |
| BEF | PODIATRY CLINIC | 718 | 523 |
| TOTAL | | 9,958 | 8,970 |

FY18 Ambulatory Surgery with Additional Detail

| MEPRS | MEPRS Description | Surgical Group ² | FY 2018 Encounters |
|-------|--------------------------|-----------------------------|--------------------|
| BAC | CARDIOLOGY CLINIC | Other | 6 |
| | | Sub-Total | 6 |
| BAG | GASTROENTEROLOGY CLINIC | Digestive | 2,622 |
| BAG | GASTROENTEROLOGY CLINIC | Other | 3 |
| | | Sub-Total | 2,625 |
| BAN | PULMONARY DISEASE CLINIC | Respiratory System | 47 |
| | | Sub-Total | 47 |
| BBA | GENERAL SURGERY CLINIC | Digestive | 710 |
| BBA | GENERAL SURGERY CLINIC | Hemic/Lymphatic | 17 |
| BBA | GENERAL SURGERY CLINIC | Integumentary System | 340 |
| BBA | GENERAL SURGERY CLINIC | Musculoskeletal System | 145 |
| BBA | GENERAL SURGERY CLINIC | Other | 7 |
| | | Sub-Total | 1,219 |
| BBD | OPHTHALMOLOGY CLINIC | Eye | 589 |
| BBD | OPHTHALMOLOGY CLINIC | Integumentary System | 15 |
| BBD | OPHTHALMOLOGY CLINIC | Other | 6 |
| | | Sub-Total | 610 |
| BBF | OTOLARYNGOLOGY CLINIC | Auditory | 154 |
| BBF | OTOLARYNGOLOGY CLINIC | Digestive | 306 |
| BBF | OTOLARYNGOLOGY CLINIC | Endocrine | 17 |
| BBF | OTOLARYNGOLOGY CLINIC | Musculoskeletal System | 30 |
| BBF | OTOLARYNGOLOGY CLINIC | Other | 41 |
| BBF | OTOLARYNGOLOGY CLINIC | Respiratory System | 258 |
| | | Sub-Total | 806 |
| BBG | PLASTIC SURGERY CLINIC | Integumentary System | 184 |
| BBG | PLASTIC SURGERY CLINIC | Musculoskeletal System | 30 |
| BBG | PLASTIC SURGERY CLINIC | Other | 4 |
| | | Sub-Total | 218 |

| MEPRS | MEPRS Description | Surgical Group ² | FY 2018 Encounters |
|--------------------|--|-----------------------------|--------------------|
| BBI | UROLOGY CLINIC | Male Genital | 234 |
| BBI | UROLOGY CLINIC | Other | 16 |
| BBI | UROLOGY CLINIC | Urinary | 297 |
| | | Sub-Total | 547 |
| BBK | PERIPHERAL VASCULAR SURGERY CLINIC | Cardiovascular System | 91 |
| BBK | PERIPHERAL VASCULAR SURGERY CLINIC | Other | 3 |
| | | Sub-Total | 94 |
| BBL | PAIN MANAGEMENT CLINIC | Nervous | 23 |
| BBL | PAIN MANAGEMENT CLINIC | Other | 1 |
| | | Sub-Total | 24 |
| BBM | VASCULAR AND INTERVENTIONAL RADIOLOGY CLINIC | Cardiovascular System | 94 |
| BBM | VASCULAR AND INTERVENTIONAL RADIOLOGY CLINIC | Digestive | 51 |
| BBM | VASCULAR AND INTERVENTIONAL RADIOLOGY CLINIC | Musculoskeletal System | 10 |
| BBM | VASCULAR AND INTERVENTIONAL RADIOLOGY CLINIC | Other | 11 |
| BBM | VASCULAR AND INTERVENTIONAL RADIOLOGY CLINIC | Respiratory System | 11 |
| | | Sub-Total | 177 |
| BCB | OBSTETRICS AND GYNECOLOGY CLINIC | Digestive | 44 |
| BCB | OBSTETRICS AND GYNECOLOGY CLINIC | Female Genital | 463 |
| BCB | OBSTETRICS AND GYNECOLOGY CLINIC | Maternity | 97 |
| BCB | OBSTETRICS AND GYNECOLOGY CLINIC | Nervous | 14 |
| BCB | OBSTETRICS AND GYNECOLOGY CLINIC | Other | 21 |
| | | Sub-Total | 639 |
| BDA | PEDIATRIC CLINIC | Digestive | 36 |
| BDA | PEDIATRIC CLINIC | Other | 9 |
| | | Sub-Total | 45 |
| BDB | PEDIATRIC SUBSPECIALTY CLINIC | Digestive | 27 |
| | | Sub-Total | 27 |
| BEA | ORTHOPEDIC CLINIC | Integumentary System | 10 |
| BEA | ORTHOPEDIC CLINIC | Musculoskeletal System | 1,287 |
| BEA | ORTHOPEDIC CLINIC | Nervous | 64 |
| BEA | ORTHOPEDIC CLINIC | Other | 2 |
| | | Sub-Total | 1,363 |
| BEF | PODIATRY CLINIC | Musculoskeletal System | 515 |
| BEF | PODIATRY CLINIC | Other | 8 |
| | | Sub-Total | 523 |
| GRAND TOTAL | | | 8,970 |

¹ Source: M2 CAPER, based on the Same Day Surgery Flag. Based on Parent Tmt DMIS ID.

² Based on the Optum grouping (e.g., CPT codes 20000-29999 are for the Musculoskeletal System). Only the 1st procedural CPT investigated.

AMC Womack – FY18 Direct Care Ambulatory Surgery¹

Top 20 Procedure Codes

| Procedure 1 | Procedure Name | Encounters | Prov Agg Total RVU |
|-------------|--------------------------------|------------|--------------------|
| 45380 | COLONOSCOPY,FLEX;W BX,SING/MUL | 851 | 5,402.06 |
| 45378 | COLONOSCOPY,FLEXIBLE;DIANOSTIC | 588 | 3,391.83 |
| 43239 | EGD,FLEX,TRANSORL;BX,SING/MULT | 447 | 2,035.33 |
| 45385 | COLONOSCOPY,FLEX;REM TUM,SNARE | 349 | 3,472.23 |
| 66984 | CATARACT SURG W/IOL, 1 STAGE | 348 | 5,416.38 |
| 28890 | EXT SHCK WAV,HI ENRGY,PLAN FAS | 219 | 1,288.89 |
| 47562 | LAPAROSCOPIC CHOLECYSTECTOMY | 171 | 2,858.52 |
| 43235 | EGD,FLEX,TRANSORAL; DIAGNOSTIC | 145 | 601.13 |
| 42820 | REMOVE TONSIL & ADENOID;<AGE12 | 131 | 1,212.57 |
| 58558 | HYSTEROSCOPY, BIOPSY | 119 | 889.92 |
| 29881 | ARTH,KNE,SX;MENISCEC (MED/LAT) | 118 | 1,364.65 |
| 29888 | ARTHRSCP ANT CRUCI LIG RPR/AUG | 112 | 2,920.76 |
| 49650 | LAPARO HERNIA REPAIR INITIAL | 106 | 1,411.49 |
| 58661 | LAPAROSCOPY, REMOVE ADNEXA | 102 | 2,221.81 |
| 29806 | SHOULDER ARTHROSCOPY/SURGERY | 99 | 3,111.17 |
| 69436 | TYMPANOSTOMY (V TUBE)GEN ANES | 95 | 606.95 |
| 52356 | CYSTOURETHR,URET;LITH,INS STNT | 92 | 1,447.83 |
| 29827 | ARTHROSCOP ROTATOR CUFF REPR | 88 | 3,211.27 |
| 30420 | RECONSTRUCTION OF NOSE | 87 | 3,511.66 |
| 49585 | REPR UMB HRN,5+YRS; REDUCIBLE | 84 | 968.88 |

¹ Source: M2 CAPER, based on the Same Day Surgery Flag. Based on Parent Tmt DMIS ID. Only Procedure 1 analyzed. Prov Agg Total RVU is for the entire encounter.

AMC Womack – Ambulatory Workload and Cost¹

DC = work performed in the MTF; PC = work performed by a provider within the site's catchment area

| | Product Line | Encounters/Services | | Average RVU | | Cost/Paid per RVU | |
|----------------------|--------------|---------------------|------------------|------------------|----------------|-------------------|-------------------|
| | | DC | PC | DC | PC | DC | PC ² |
| | | Encounters | Services | RVU / Encounters | RVU / Services | Full Cost / RVU | Amount Paid / RVU |
| FY 2018 ³ | PC | 706,972 | 784,777 | 1.70 | 0.92 | \$ 115 | \$ 46 |
| | OBGYN | 74,819 | 35,627 | 1.92 | 1.15 | \$ 158 | \$ 51 |
| | MH | 113,197 | 569,377 | 2.60 | 0.64 | \$ 91 | \$ 94 |
| | OTHER | 527,586 | 729,077 | 2.39 | 1.17 | \$ 125 | \$ 47 |
| | TOTAL | 1,422,574 | 2,118,858 | 2.04 | 0.94 | \$ 119 | \$ 55 |
| FY 2017 ³ | PC | 726,546 | 957,848 | 1.68 | 0.94 | \$ 116 | \$ 45 |
| | OBGYN | 81,401 | 53,166 | 1.89 | 1.18 | \$ 150 | \$ 51 |
| | MH | 116,639 | 467,752 | 2.46 | 0.71 | \$ 82 | \$ 93 |
| | OTHER | 463,875 | 824,836 | 2.43 | 1.08 | \$ 132 | \$ 47 |
| | TOTAL | 1,388,461 | 2,303,602 | 2.01 | 0.95 | \$ 120 | \$ 54 |
| FY 2016 ³ | PC | 676,016 | 973,153 | 1.64 | 1.06 | \$ 122 | \$ 49 |
| | OBGYN | 78,199 | 54,864 | 2.05 | 1.18 | \$ 138 | \$ 55 |
| | MH | 87,298 | 200,397 | 2.38 | 1.56 | \$ 96 | \$ 69 |
| | OTHER | 432,170 | 676,708 | 2.44 | 1.19 | \$ 138 | \$ 53 |
| | TOTAL | 1,273,683 | 1,905,122 | 1.98 | 1.16 | \$ 128 | \$ 54 |

¹ Source: DC = M2 CAPER; PC = MDR TED Non-Institutional (using "ambulatory" defined by eMSM workgroup; drug costs included; OHI omitted). Includes all beneficiaries. Use caution when making comparisons between DC and PC. Encounters and Services are not comparable. They are provided to give a sense of volume.

² Purchased Care includes 13% increase for overhead burdening.

³ Direct Care costs based on respective FY except for FY18 which is based on FY17, adjusted for inflation.

AMC Womack – FY18 Direct and Purchased Care Ambulatory Workload by Enrollment Category¹

Work performed by AMC Womack (Parent)³:

| AMC WOMACK-BRAGG - FY 2018 DIRECT CARE AMBULATORY WORKLOAD | | | | | | | | | | | | | | | | | | | | | |
|--|------------------|-------------|---------------|---------------|-------------|---------------|---------------|-------------|---------------|------------|-------------|---------------|---------------|-------------|---------------|---------------|-------------|---------------|------------------|-------------|---------------|
| Product Line | Prime-Site | | | Reliant | | | Prime-Other | | | Plus | | | TFL | | | Not Enrolled | | | Total | | |
| | Encs | Avg RVU | Cost/RVU | Encs | Avg RVU | Cost/RVU | Encs | Avg RVU | Cost/RVU | Encs | Avg RVU | Cost/RVU | Encs | Avg RVU | Cost/RVU | Encs | Avg RVU | Cost/RVU | Encs | Avg RVU | Cost/RVU |
| PC | 604,724 | 1.68 | \$ 115 | 24,351 | 1.85 | \$ 95 | 27,650 | 1.90 | \$ 109 | 289 | 1.17 | \$ 114 | 35,668 | 1.64 | \$ 129 | 14,290 | 2.21 | \$ 130 | 706,972 | 1.70 | \$ 115 |
| OBGYN | 64,144 | 1.96 | \$ 156 | 730 | 1.86 | \$ 151 | 6,084 | 1.66 | \$ 168 | 11 | 2.28 | \$ 104 | 601 | 1.78 | \$ 274 | 3,249 | 1.66 | \$ 170 | 74,819 | 1.92 | \$ 158 |
| MH | 99,326 | 2.63 | \$ 91 | 8,981 | 2.38 | \$ 89 | 3,403 | 2.55 | \$ 90 | 3 | 2.01 | \$ 73 | 100 | 2.49 | \$ 86 | 1,384 | 2.04 | \$ 87 | 113,197 | 2.60 | \$ 91 |
| OTHER | 430,099 | 2.39 | \$ 118 | 22,099 | 2.11 | \$ 111 | 25,639 | 2.34 | \$ 147 | 179 | 2.91 | \$ 179 | 27,772 | 2.77 | \$ 164 | 21,798 | 2.20 | \$ 202 | 527,586 | 2.39 | \$ 125 |
| TOTAL | 1,198,293 | 2.03 | \$ 116 | 56,161 | 2.04 | \$ 101 | 62,776 | 2.09 | \$ 130 | 482 | 1.85 | \$ 151 | 64,141 | 2.13 | \$ 150 | 40,721 | 2.15 | \$ 170 | 1,422,574 | 2.04 | \$ 119 |

↑
36% MCSC

Work performed by a provider within AMC Womack’s catchment area²:

| AMC WOMACK-BRAGG - FY 2018 PURCHASED CARE AMBULATORY WORKLOAD | | | | | | | | | | | | | | | | | | | | | |
|---|----------------|-------------|--------------|--------------|-------------|--------------|----------------|-------------|--------------|------------|-------------|--------------|---------------|-------------|--------------|----------------|-------------|--------------|------------------|-------------|--------------|
| Product Line | Prime-Site | | | Reliant | | | Prime-Other | | | Plus | | | TFL | | | Not Enrolled | | | Total | | |
| | Svcs | Avg RVU | Paid/RVU | Svcs | Avg RVU | Paid/RVU | Svcs | Avg RVU | Paid/RVU | Svcs | Avg RVU | Paid/RVU | Svcs | Avg RVU | Paid/RVU | Svcs | Avg RVU | Paid/RVU | Svcs | Avg RVU | Paid/RVU |
| PC | 172,611 | 1.02 | \$ 51 | 867 | 1.04 | \$ 54 | 268,652 | 0.91 | \$ 46 | 55 | 1.64 | \$ 33 | 23,292 | 0.80 | \$ 53 | 319,300 | 0.89 | \$ 43 | 784,777 | 0.92 | \$ 46 |
| OBGYN | 1,821 | 1.11 | \$ 49 | 25 | 2.69 | \$ 20 | 5,372 | 1.36 | \$ 54 | 2 | 2.03 | \$ 49 | 531 | 0.91 | \$ 30 | 27,876 | 1.12 | \$ 50 | 35,627 | 1.15 | \$ 51 |
| MH | 402,191 | 0.60 | \$ 101 | 37 | 3.30 | \$ 43 | 104,606 | 0.52 | \$ 115 | 1 | 2.97 | \$ 26 | 457 | 3.12 | \$ 32 | 62,085 | 1.11 | \$ 56 | 569,377 | 0.64 | \$ 94 |
| OTHER | 357,713 | 1.34 | \$ 48 | 632 | 2.12 | \$ 58 | 178,909 | 0.99 | \$ 49 | 71 | 2.11 | \$ 43 | 20,699 | 0.91 | \$ 45 | 171,053 | 1.04 | \$ 42 | 729,077 | 1.17 | \$ 47 |
| TOTAL | 934,336 | 0.96 | \$ 63 | 1,561 | 1.56 | \$ 55 | 557,539 | 0.87 | \$ 55 | 129 | 1.92 | \$ 39 | 44,979 | 0.88 | \$ 48 | 580,314 | 0.97 | \$ 45 | 2,118,858 | 0.93 | \$ 55 |

↑
95% MCSC

¹ Source: DC = M2 CAPER; PC = MDR TED Non-Institutional (using “ambulatory” defined by eMSM workgroup; drug costs included; OHI omitted). Includes all beneficiaries. Use caution when making comparisons between DC and PC. Encounters and Services are not comparable. They are provided to give a sense of volume.

² Purchased Care includes 13% increase for overhead burdening.

³ Direct Care costs based on FY17 MEPRS expenses, adjusted for inflation.

AMC Womack – FY17 Direct and Purchased Care Ambulatory Workload by Enrollment Category¹

Work performed by AMC Womack (Parent)³:

| AMC WOMACK-BRAGG - FY 2017 DIRECT CARE AMBULATORY WORKLOAD | | | | | | | | | | | | | | | | | | | | | |
|--|------------------|-------------|---------------|---------------|-------------|--------------|---------------|-------------|---------------|------------|-------------|---------------|---------------|-------------|---------------|---------------|-------------|---------------|------------------|-------------|---------------|
| Product Line | Prime-Site | | | Reliant | | | Prime-Other | | | Plus | | | TFL | | | Not Enrolled | | | Total | | |
| | Encs | Avg RVU | Cost/RVU | Encs | Avg RVU | Cost/RVU | Encs | Avg RVU | Cost/RVU | Encs | Avg RVU | Cost/RVU | Encs | Avg RVU | Cost/RVU | Encs | Avg RVU | Cost/RVU | Encs | Avg RVU | Cost/RVU |
| PC | 633,181 | 1.67 | \$ 116 | 19,205 | 1.77 | \$ 87 | 18,039 | 1.50 | \$ 95 | 255 | 1.38 | \$ 121 | 33,019 | 1.58 | \$ 126 | 22,847 | 2.27 | \$ 127 | 726,546 | 1.68 | \$ 116 |
| OBGYN | 69,101 | 1.93 | \$ 144 | 590 | 1.75 | \$ 164 | 6,014 | 1.64 | \$ 191 | 4 | 0.82 | \$ 55 | 730 | 1.77 | \$ 175 | 4,962 | 1.69 | \$ 182 | 81,401 | 1.89 | \$ 150 |
| MH | 107,191 | 2.48 | \$ 82 | 5,356 | 2.34 | \$ 79 | 2,166 | 2.41 | \$ 82 | 2 | 3.52 | \$ 68 | 79 | 3.97 | \$ 84 | 1,845 | 2.09 | \$ 82 | 116,639 | 2.46 | \$ 82 |
| OTHER | 387,505 | 2.42 | \$ 124 | 12,269 | 2.17 | \$ 111 | 18,823 | 2.45 | \$ 170 | 136 | 2.82 | \$ 234 | 22,326 | 2.95 | \$ 175 | 22,816 | 2.17 | \$ 192 | 463,875 | 2.43 | \$ 132 |
| TOTAL | 1,196,978 | 2.00 | \$ 117 | 37,420 | 1.98 | \$ 95 | 45,042 | 1.96 | \$ 144 | 397 | 1.88 | \$ 178 | 56,154 | 2.13 | \$ 153 | 52,470 | 2.17 | \$ 158 | 1,388,461 | 2.01 | \$ 120 |

↑
42% MCSC

Work performed by a provider within AMC Womack’s catchment area²:

| AMC WOMACK-BRAGG - FY 2017 PURCHASED CARE AMBULATORY WORKLOAD | | | | | | | | | | | | | | | | | | | | | |
|---|------------------|-------------|--------------|--------------|-------------|--------------|----------------|-------------|--------------|-----------|-------------|--------------|---------------|-------------|--------------|----------------|-------------|--------------|------------------|-------------|--------------|
| Product Line | Prime-Site | | | Reliant | | | Prime-Other | | | Plus | | | TFL | | | Not Enrolled | | | Total | | |
| | Svcs | Avg RVU | Paid/RVU | Svcs | Avg RVU | Paid/RVU | Svcs | Avg RVU | Paid/RVU | Svcs | Avg RVU | Paid/RVU | Svcs | Avg RVU | Paid/RVU | Svcs | Avg RVU | Paid/RVU | Svcs | Avg RVU | Paid/RVU |
| PC | 330,884 | 0.94 | \$ 46 | 756 | 1.27 | \$ 66 | 262,294 | 1.01 | \$ 47 | 49 | 1.54 | \$ 34 | 19,979 | 1.41 | \$ 47 | 343,886 | 0.86 | \$ 43 | 957,848 | 0.94 | \$ 45 |
| OBGYN | 2,632 | 1.27 | \$ 50 | 9 | 1.46 | \$ 45 | 7,817 | 1.33 | \$ 56 | 2 | 2.38 | \$ 3 | 620 | 1.03 | \$ 33 | 42,086 | 1.15 | \$ 50 | 53,166 | 1.18 | \$ 51 |
| MH | 334,883 | 0.63 | \$ 103 | 66 | 2.77 | \$ 64 | 86,075 | 0.61 | \$ 112 | 4 | 3.52 | \$ 31 | 470 | 3.03 | \$ 32 | 46,254 | 1.46 | \$ 50 | 467,752 | 0.71 | \$ 93 |
| OTHER | 436,020 | 1.13 | \$ 47 | 878 | 1.61 | \$ 48 | 209,578 | 0.94 | \$ 49 | 28 | 2.24 | \$ 41 | 22,098 | 1.09 | \$ 46 | 156,234 | 1.10 | \$ 44 | 824,836 | 1.08 | \$ 47 |
| TOTAL | 1,104,419 | 0.92 | \$ 58 | 1,709 | 1.50 | \$ 56 | 565,764 | 0.93 | \$ 54 | 83 | 1.89 | \$ 36 | 43,167 | 1.26 | \$ 46 | 588,460 | 0.99 | \$ 45 | 2,303,602 | 0.95 | \$ 53 |

↑
96% MCSC

¹ Source: DC = M2 CAPER; PC = MDR TED Non-Institutional (using “ambulatory” defined by eMSM workgroup; drug costs included; OHI omitted). Includes all beneficiaries. Use caution when making comparisons between DC and PC. Encounters and Services are not comparable. They are provided to give a sense of volume.

² Purchased Care includes 13% increase for overhead burdening.

³ Direct Care costs based on FY17 MEPRS expenses.

AMC Womack – Prime Enrollment Ambulatory Care¹ – PURCHASED CARE

| Product Line | 2017 | | | | | 2018 | | | | |
|-----------------|------------------|---------------------|-----------------------|-------------|-------------------------|------------------|---------------------|-----------------------|-------------|-------------------------|
| | # Svcs | Enh Total RVU | Amt Paid ² | Avg RVU | Paid ² / RVU | # Svcs | Enh Total RVU | Amt Paid ² | Avg RVU | Paid ² / RVU |
| PC | 357,288 | 347,756.51 | \$ 18,509,749 | 0.97 | \$ 53 | 201,448 | 220,084.75 | \$ 13,035,780 | 1.09 | \$ 59 |
| OBGYN | 5,732 | 6,096.81 | \$ 362,552 | 1.06 | \$ 59 | 4,047 | 4,798.34 | \$ 281,130 | 1.19 | \$ 59 |
| MH | 362,487 | 219,437.26 | \$ 25,959,640 | 0.61 | \$ 118 | 462,568 | 252,458.63 | \$ 30,959,461 | 0.55 | \$ 123 |
| OTHER | 468,505 | 547,441.12 | \$ 29,270,725 | 1.17 | \$ 53 | 396,926 | 561,094.93 | \$ 31,086,751 | 1.41 | \$ 55 |
| TOTAL | 1,194,012 | 1,120,731.70 | \$ 74,102,665 | 0.94 | \$ 66 | 1,064,989 | 1,038,436.65 | \$ 75,363,122 | 0.98 | \$ 73 |

¹ Source: Purchased Care: MDR TED Non-institutional, Prime Enrolled to the Parent Site (using “ambulatory” defined by eMSM workgroup; drug costs included; OHI omitted). Use caution when making comparisons between DC and PC. Encounters and Services are not comparable. They are provided to give a sense of volume.

² Purchased Care includes 13% increase for overhead burdening.

AMC Womack – Direct Care ER/Immed. Care (MEPRS BIA/BHI)¹

| E&M | Description | FY 2017 Encounters | FY 2018 Encounters |
|-------|--------------------------------|-----------------------|-----------------------|
| 99201 | OFF/OP VST,NEW:PROB HX,MIN,10M | 1 | |
| 99205 | OFF/OP VST,NEW:COMP,MOD-HI,60M | | 1 |
| 99211 | OFF/OUTPAT VISIT,EST,MIN,5 MIN | 3 | |
| 99212 | OFF/OP VST,EST:PROB HX,MIN,10M | | 1 |
| 99214 | OFF/OP VST,EST:DET,MOD-HI,25MN | | 1 |
| 99215 | OFF/OP VST,EST:COMP,MOD-HI,40M | 2 | |
| 99218 | INIT OBS CARE/DAY,E&M:LOW,30MN | | 1 |
| 99233 | SUBS HOSP/DAY:DETAIL,UNSTA,35M | 1 | |
| 99281 | EMERGEN DEPT VISIT: PROB,MINOR | 30,582 | 32,925 |
| 99282 | EMERGEN DEPT VISIT:LOW-MOD SEV | 16,988 | 16,848 |
| 99283 | EMERGEN DEPT VISIT:MODERAT SEV | 5,250 | 5,814 |
| 99284 | EMER DEP VIS E&M:HI,NO LF THRT | 4,861 | 6,950 |
| 99285 | EMERGEN DEPT VISIT:HI,IMM THRT | 115 | 225 |
| 99288 | PHYS/OTH DIR,EMS,ADV LIFE SUPP | 56 | 49 |
| 99291 | CRITICAL CARE, FIRST HOUR | 178 | 126 |
| 99354 | PROLNG E&M/PSYCHOTHER;1ST HOUR | 1 | |
| 99381 | INT COMP MED EVAL,NEW PT;<1YR | | 1 |
| 99384 | INT COM MED EVL,NEW PT;12-17Y | 1 | 3 |
| 99429 | UNLISTED PREVENTIVE SERVICE | | 1 |
| 99441 | TELE E&M SVC,PHYS/OTH;5-10 MIN | 49 | 64 |
| 99442 | TELE E&M SVC,PHY/OTH;11-20 MIN | 3 | |
| 99443 | TELE E&M SVC,PHY/OTH;21-30 MIN | 6 | |
| 99456 | WRK/MED DIS EXM,OTH THN TX PHY | 1 | |
| 99499 | UNLISTED E&M SERVICE | 5,432 | 3,741 |
| Blank | | 67 | 22 |
| | TOTAL | 63,597 | 66,773 |

¹ Source: M2 CAPER. Based on Treatment Parent DMIS ID. BIA=Emergency Room (ER); BHI=Immediate Care (IC). Highlighted lines indicate standard ER or IC E&M codes.

AMC Womack – Direct Care ER/IC Disposition Code²

| Disposition Code ¹ | Description | FY 2017 Encounters | FY 2018 Encounters |
|-------------------------------|---|--------------------|--------------------|
| 1 | Released without limitations | 54,689 | 57,182 |
| 2 | Released with work duty limitations | 927 | 1,074 |
| 3 | Sick at home/quarters | 3,060 | 3,488 |
| 4 | Immediate referral | 1,511 | 1,577 |
| 6 | Left against medical advice | 113 | 153 |
| 7 | Admitted | 3,208 | 3,208 |
| 8 | Expired | 10 | 5 |
| A | Transferred to another hospital | | 1 |
| C | Transferred to another clinical service | 1 | 2 |
| D | Continued stay | 7 | 9 |
| E | Left against medical advice | | 1 |
| F | Discharged home | 7 | 8 |
| R | Referred for Appointment | 1 | |
| Blank | | 63 | 65 |
| Total | | 63,597 | 66,773 |

¹ Numeric values and R are for outpatient encounters; alphanumeric A-G are for inpatient encounters

² Source: M2 CAPER. Based on Treatment Parent DMIS ID. BIA=Emergency Room (ER); BHI=Immediate Care (IC).

AMC Womack – Direct Care ER/IC Top 15 Diagnosis Codes¹ (Reason for being seen)

| Diagnosis Code #1 | Description | FY 2017 Encounters | FY 2018 Encounters |
|-------------------|--------------------------------|--------------------|--------------------|
| J069 | AC UP RESPIRATY INFECT,UNSPEC | 1,569 | 1,905 |
| N390 | URI TRAC INFECT,SITE NOT SPEC | 1,101 | 1,637 |
| K529 | NONINF GASTROENTER &COLIT,UNSP | 1,227 | 1,490 |
| M545 | LOW BACK PAIN | 1,361 | 1,252 |
| B349 | VIRAL INFECTION, UNSPECIFIED | 696 | 1,246 |
| Z0289 | ENCOUNTER FOR OTHADMIN EXM | 1,158 | 1,117 |
| J029 | ACUTE PHARYNGITIS, UNSPECIFIED | 875 | 853 |
| R0789 | OTHER CHEST PAIN | 1,005 | 847 |
| R51 | HEADACHE | 904 | 803 |
| R079 | CHEST PAIN, UNSPECIFIED | 692 | 755 |
| J189 | PNEUMONIA,UNSPECIFIED ORGANISM | 453 | 693 |
| R509 | FEVER, UNSPECIFIED | 769 | 654 |
| J209 | ACUTE BRONCHITIS, UNSPECIFIED | 525 | 610 |
| O9989 | OT DIS&CND CMP PRG,CHLDBR&PUER | 701 | 596 |
| J020 | STREPTOCOCCAL PHARYNGITIS | 465 | 576 |

¹ Source: M2 CAPER. Based on Treatment Parent DMIS ID. BIA=Emergency Room (ER); BHI=Immediate Care (IC).

Pharmacy

AMC Womack – Direct Care Pharmacy¹ by Enrollment Group

PARENT 0089 AMC WOMACK-BRAGG

| Enr Group | 2017 | | | | | 2018 | | | | |
|--------------------|------------------|-------------------|----------------------|---------------|----------------|------------------|-------------------|----------------------|---------------|----------------|
| | # Scripts | Days Supply | Full Cost | Cost / Script | Cost / Day | # Scripts | Days Supply | Full Cost | Cost / Script | Cost / Day |
| Prime-MTF | 965,433 | 38,169,502 | \$ 40,165,846 | \$ 42 | \$ 1.05 | 948,805 | 37,599,074 | \$ 40,861,361 | \$ 43 | \$ 1.09 |
| Prime-MCSC | 87,403 | 4,895,795 | \$ 4,708,652 | \$ 54 | \$ 0.96 | 82,380 | 4,651,635 | \$ 4,446,610 | \$ 54 | \$ 0.96 |
| Reliant | 13,975 | 425,743 | \$ 463,119 | \$ 33 | \$ 1.09 | 21,043 | 462,874 | \$ 575,447 | \$ 27 | \$ 1.24 |
| Plus | 138,930 | 8,664,888 | \$ 6,749,129 | \$ 49 | \$ 0.78 | 153,286 | 9,492,765 | \$ 7,584,160 | \$ 49 | \$ 0.80 |
| Overseas Prime | 268 | 8,276 | \$ 6,442 | \$ 24 | \$ 0.78 | 47 | 1,318 | \$ 2,244 | \$ 48 | \$ 1.70 |
| Desig Prov | 42 | 1,295 | \$ 864 | \$ 21 | \$ 0.67 | 35 | 915 | \$ 931 | \$ 27 | \$ 1.02 |
| Other | 308,066 | 19,176,292 | \$ 15,650,067 | \$ 51 | \$ 0.82 | 302,873 | 19,107,975 | \$ 15,577,978 | \$ 51 | \$ 0.82 |
| Grand Total | 1,514,117 | 71,341,791 | \$ 67,744,119 | \$ 45 | \$ 0.95 | 1,508,469 | 71,316,556 | \$ 69,048,731 | \$ 46 | \$ 0.97 |

¹ Source: M2 PDTS, Source System D (Direct Care) and C (Clinician Administered Drug).

AMC Womack – Direct Care Pharmacy¹ by Enrollment Group

| 0089 AMC WOMACK-BRAGG | | | | | | | | | | |
|-----------------------|----------------|-------------------|----------------------|---------------|----------------|----------------|-------------------|----------------------|---------------|----------------|
| Enr Group | 2017 | | | | | 2018 | | | | |
| | # Scripts | Days Supply | Full Cost | Cost / Script | Cost / Day | # Scripts | Days Supply | Full Cost | Cost / Script | Cost / Day |
| Prime-MTF | 399,829 | 14,585,745 | \$ 19,780,257 | \$ 49 | \$ 1.36 | 417,666 | 14,826,603 | \$ 20,927,790 | \$ 50 | \$ 1.41 |
| Prime-MCSC | 73,007 | 4,070,166 | \$ 4,057,815 | \$ 56 | \$ 1.00 | 70,712 | 3,987,283 | \$ 3,935,213 | \$ 56 | \$ 0.99 |
| Reliant | 6,943 | 229,099 | \$ 265,509 | \$ 38 | \$ 1.16 | 9,335 | 189,637 | \$ 281,631 | \$ 30 | \$ 1.49 |
| Plus | 60,967 | 3,656,414 | \$ 3,421,409 | \$ 56 | \$ 0.94 | 71,913 | 4,267,332 | \$ 4,101,250 | \$ 57 | \$ 0.96 |
| Overseas Prime | 92 | 2,276 | \$ 2,277 | \$ 25 | \$ 1.00 | 21 | 503 | \$ 1,276 | \$ 61 | \$ 2.54 |
| Desig Prov | 25 | 378 | \$ 540 | \$ 22 | \$ 1.43 | 24 | 652 | \$ 712 | \$ 30 | \$ 1.09 |
| Other | 248,854 | 15,471,055 | \$ 12,897,428 | \$ 52 | \$ 0.83 | 254,170 | 15,969,175 | \$ 13,417,316 | \$ 53 | \$ 0.84 |
| Grand Total | 789,717 | 38,015,133 | \$ 40,425,236 | \$ 51 | \$ 1.06 | 823,841 | 39,241,185 | \$ 42,665,187 | \$ 52 | \$ 1.09 |

| 6034 TROOP & FAMILY MED CL-BRAGG | | | | | | | | | | |
|----------------------------------|---------------|------------------|---------------------|---------------|----------------|---------------|------------------|---------------------|---------------|----------------|
| Enr Group | 2017 | | | | | 2018 | | | | |
| | # Scripts | Days Supply | Full Cost | Cost / Script | Cost / Day | # Scripts | Days Supply | Full Cost | Cost / Script | Cost / Day |
| Prime-MTF | 82,687 | 3,552,419 | \$ 3,242,660 | \$ 39 | \$ 0.91 | 74,421 | 3,410,021 | \$ 2,992,704 | \$ 40 | \$ 0.88 |
| Prime-MCSC | 2,161 | 118,762 | \$ 94,486 | \$ 44 | \$ 0.80 | 1,253 | 67,486 | \$ 55,551 | \$ 44 | \$ 0.82 |
| Reliant | 789 | 30,922 | \$ 30,781 | \$ 39 | \$ 1.00 | 569 | 22,182 | \$ 20,804 | \$ 37 | \$ 0.94 |
| Plus | 3,581 | 222,692 | \$ 140,218 | \$ 39 | \$ 0.63 | 4,519 | 284,919 | \$ 194,796 | \$ 43 | \$ 0.68 |
| Overseas Prime | 3 | 264 | \$ 102 | \$ 34 | \$ 0.39 | 3 | 31 | \$ 64 | \$ 21 | \$ 2.07 |
| Desig Prov | 11 | 757 | \$ 201 | \$ 18 | \$ 0.27 | 2 | 14 | \$ 37 | \$ 19 | \$ 2.67 |
| Other | 7,413 | 446,241 | \$ 316,498 | \$ 43 | \$ 0.71 | 2,749 | 155,935 | \$ 110,338 | \$ 40 | \$ 0.71 |
| Grand Total | 96,645 | 4,372,057 | \$ 3,824,945 | \$ 40 | \$ 0.87 | 83,516 | 3,940,588 | \$ 3,374,295 | \$ 40 | \$ 0.86 |

¹ Source: M2 PDTS, Source System D (Direct Care) and C (Clinician Administered Drug).

AMC Womack – Direct Care Pharmacy¹ by Enrollment Group

| 6105 CBMH FAYETTEVILLE-BRAGG | | | | | | | | | | |
|------------------------------|---------------|------------------|---------------------|---------------|----------------|---------------|------------------|---------------------|---------------|----------------|
| Enr Group | 2017 | | | | | 2018 | | | | |
| | # Scripts | Days Supply | Full Cost | Cost / Script | Cost / Day | # Scripts | Days Supply | Full Cost | Cost / Script | Cost / Day |
| Prime-MTF | 40,176 | 1,547,116 | \$ 1,266,649 | \$ 32 | \$ 0.82 | 41,108 | 1,666,321 | \$ 1,401,510 | \$ 34 | \$ 0.84 |
| Prime-MCSC | 154 | 5,747 | \$ 3,430 | \$ 22 | \$ 0.60 | 150 | 5,404 | \$ 3,635 | \$ 24 | \$ 0.67 |
| Reliant | 0 | 0 | \$ 0 | \$ 0 | \$ 0.00 | 1 | 90 | \$ 17 | \$ 17 | \$ 0.19 |
| Plus | 91 | 4,642 | \$ 2,212 | \$ 24 | \$ 0.48 | 344 | 21,889 | \$ 11,661 | \$ 34 | \$ 0.53 |
| Desig Prov | 2 | 57 | \$ 51 | \$ 26 | \$ 0.90 | 5 | 156 | \$ 87 | \$ 17 | \$ 0.56 |
| Other | 874 | 33,289 | \$ 25,360 | \$ 29 | \$ 0.76 | 525 | 20,976 | \$ 15,419 | \$ 29 | \$ 0.74 |
| Grand Total | 41,297 | 1,590,851 | \$ 1,297,702 | \$ 31 | \$ 0.82 | 42,133 | 1,714,836 | \$ 1,432,329 | \$ 34 | \$ 0.84 |

| 6106 CBMH HOPE MILLS-BRAGG | | | | | | | | | | |
|----------------------------|---------------|------------------|---------------------|---------------|----------------|---------------|------------------|---------------------|---------------|----------------|
| Enr Group | 2017 | | | | | 2018 | | | | |
| | # Scripts | Days Supply | Full Cost | Cost / Script | Cost / Day | # Scripts | Days Supply | Full Cost | Cost / Script | Cost / Day |
| Prime-MTF | 50,218 | 2,023,345 | \$ 1,800,448 | \$ 36 | \$ 0.89 | 54,909 | 2,378,278 | \$ 2,133,135 | \$ 39 | \$ 0.90 |
| Prime-MCSC | 34 | 1,018 | \$ 1,727 | \$ 51 | \$ 1.70 | 105 | 4,586 | \$ 3,743 | \$ 36 | \$ 0.82 |
| Reliant | 2 | 180 | \$ 230 | \$ 115 | \$ 1.28 | 1 | 30 | \$ 17 | \$ 17 | \$ 0.58 |
| Plus | 812 | 43,534 | \$ 33,191 | \$ 41 | \$ 0.76 | 1,212 | 71,336 | \$ 50,501 | \$ 42 | \$ 0.71 |
| Overseas Prime | 2 | 60 | \$ 78 | \$ 39 | \$ 1.30 | 1 | 84 | \$ 170 | \$ 170 | \$ 2.02 |
| Desig Prov | 2 | 40 | \$ 34 | \$ 17 | \$ 0.86 | 0 | 0 | \$ 0 | \$ 0 | \$ 0.00 |
| Other | 982 | 36,094 | \$ 29,971 | \$ 31 | \$ 0.83 | 471 | 18,457 | \$ 15,318 | \$ 33 | \$ 0.83 |
| Grand Total | 52,052 | 2,104,271 | \$ 1,865,678 | \$ 36 | \$ 0.89 | 56,699 | 2,472,771 | \$ 2,202,884 | \$ 39 | \$ 0.89 |

¹ Source: M2 PDTS, Source System D (Direct Care) and C (Clinician Administered Drug).

AMC Womack – Direct Care Pharmacy¹ by Enrollment Group

| 6107 CBMH LINDEN OAKS-BRAGG | | | | | | | | | | |
|-----------------------------|---------------|------------------|---------------------|---------------|----------------|---------------|------------------|---------------------|---------------|----------------|
| Enr Group | 2017 | | | | | 2018 | | | | |
| | # Scripts | Days Supply | Full Cost | Cost / Script | Cost / Day | # Scripts | Days Supply | Full Cost | Cost / Script | Cost / Day |
| Prime-MTF | 40,851 | 1,567,439 | \$ 1,479,689 | \$ 36 | \$ 0.94 | 47,877 | 1,981,325 | \$ 1,901,890 | \$ 40 | \$ 0.96 |
| Prime-MCSC | 74 | 3,239 | \$ 4,203 | \$ 57 | \$ 1.30 | 123 | 4,102 | \$ 4,754 | \$ 39 | \$ 1.16 |
| Reliant | 0 | 0 | \$ 0 | \$ 0 | \$ 0.00 | 6 | 250 | \$ 199 | \$ 33 | \$ 0.80 |
| Plus | 172 | 9,549 | \$ 7,947 | \$ 46 | \$ 0.83 | 452 | 24,967 | \$ 22,237 | \$ 49 | \$ 0.89 |
| Overseas Prime | 0 | 0 | \$ 0 | \$ 0 | \$ 0.00 | 6 | 225 | \$ 309 | \$ 51 | \$ 1.37 |
| Desig Prov | 0 | 0 | \$ 0 | \$ 0 | \$ 0.00 | 3 | 63 | \$ 76 | \$ 25 | \$ 1.21 |
| Other | 564 | 20,413 | \$ 20,601 | \$ 37 | \$ 1.01 | 564 | 23,838 | \$ 24,329 | \$ 43 | \$ 1.02 |
| Grand Total | 41,661 | 1,600,640 | \$ 1,512,440 | \$ 36 | \$ 0.94 | 49,031 | 2,034,770 | \$ 1,953,794 | \$ 40 | \$ 0.96 |

| 7143 ROBINSON CLINIC-BRAGG | | | | | | | | | | |
|----------------------------|----------------|------------------|---------------------|---------------|----------------|----------------|------------------|---------------------|---------------|----------------|
| Enr Group | 2017 | | | | | 2018 | | | | |
| | # Scripts | Days Supply | Full Cost | Cost / Script | Cost / Day | # Scripts | Days Supply | Full Cost | Cost / Script | Cost / Day |
| Prime-MTF | 145,677 | 5,865,508 | \$ 4,969,886 | \$ 34 | \$ 0.85 | 133,821 | 5,354,778 | \$ 4,558,088 | \$ 34 | \$ 0.85 |
| Prime-MCSC | 2,775 | 156,414 | \$ 119,207 | \$ 43 | \$ 0.76 | 2,724 | 148,904 | \$ 109,430 | \$ 40 | \$ 0.73 |
| Reliant | 3,441 | 80,230 | \$ 88,996 | \$ 26 | \$ 1.11 | 7,013 | 149,487 | \$ 155,484 | \$ 22 | \$ 1.04 |
| Plus | 14,570 | 902,573 | \$ 638,031 | \$ 44 | \$ 0.71 | 16,550 | 1,035,197 | \$ 659,713 | \$ 40 | \$ 0.64 |
| Overseas Prime | 18 | 512 | \$ 367 | \$ 20 | \$ 0.72 | 0 | 0 | \$ 0 | \$ 0 | \$ 0.00 |
| Other | 8,439 | 494,093 | \$ 358,354 | \$ 42 | \$ 0.73 | 6,476 | 405,689 | \$ 275,480 | \$ 43 | \$ 0.68 |
| Grand Total | 174,920 | 7,499,330 | \$ 6,174,840 | \$ 35 | \$ 0.82 | 166,584 | 7,094,055 | \$ 5,758,195 | \$ 35 | \$ 0.81 |

¹ Source: M2 PDTS, Source System D (Direct Care) and C (Clinician Administered Drug).

AMC Womack – Direct Care Pharmacy¹ by Enrollment Group

| 7286 JOEL CLINIC-BRAGG | | | | | | | | | | |
|------------------------|----------------|------------------|---------------------|---------------|----------------|----------------|------------------|---------------------|---------------|----------------|
| Enr Group | 2017 | | | | | 2018 | | | | |
| | # Scripts | Days Supply | Full Cost | Cost / Script | Cost / Day | # Scripts | Days Supply | Full Cost | Cost / Script | Cost / Day |
| Prime-MTF | 92,274 | 4,099,866 | \$ 3,379,227 | \$ 37 | \$ 0.82 | 82,106 | 3,676,283 | \$ 3,201,280 | \$ 39 | \$ 0.87 |
| Prime-MCSC | 4,249 | 253,725 | \$ 190,138 | \$ 45 | \$ 0.75 | 3,444 | 207,534 | \$ 152,609 | \$ 44 | \$ 0.74 |
| Reliant | 848 | 22,223 | \$ 21,369 | \$ 25 | \$ 0.96 | 1,745 | 37,793 | \$ 50,683 | \$ 29 | \$ 1.34 |
| Plus | 41,272 | 2,666,234 | \$ 1,768,517 | \$ 43 | \$ 0.66 | 41,318 | 2,664,874 | \$ 1,824,890 | \$ 44 | \$ 0.68 |
| Overseas Prime | 87 | 3,395 | \$ 2,392 | \$ 27 | \$ 0.70 | 3 | 41 | \$ 64 | \$ 21 | \$ 1.57 |
| Desig Prov | 2 | 63 | \$ 37 | \$ 19 | \$ 0.59 | 0 | 0 | \$ 0 | \$ 0 | \$ 0.00 |
| Other | 22,154 | 1,435,279 | \$ 1,078,700 | \$ 49 | \$ 0.75 | 21,382 | 1,413,551 | \$ 995,279 | \$ 47 | \$ 0.70 |
| Grand Total | 160,886 | 8,480,785 | \$ 6,440,379 | \$ 40 | \$ 0.76 | 149,998 | 8,000,076 | \$ 6,224,805 | \$ 41 | \$ 0.78 |

| 7294 CLARK CLINIC-BRAGG | | | | | | | | | | |
|-------------------------|----------------|------------------|---------------------|---------------|----------------|----------------|------------------|---------------------|---------------|----------------|
| Enr Group | 2017 | | | | | 2018 | | | | |
| | # Scripts | Days Supply | Full Cost | Cost / Script | Cost / Day | # Scripts | Days Supply | Full Cost | Cost / Script | Cost / Day |
| Prime-MTF | 113,721 | 4,928,064 | \$ 4,247,031 | \$ 37 | \$ 0.86 | 96,897 | 4,305,465 | \$ 3,744,964 | \$ 39 | \$ 0.87 |
| Prime-MCSC | 4,949 | 286,724 | \$ 237,648 | \$ 48 | \$ 0.83 | 3,869 | 226,336 | \$ 181,675 | \$ 47 | \$ 0.80 |
| Reliant | 1,952 | 63,089 | \$ 56,232 | \$ 29 | \$ 0.89 | 2,373 | 63,405 | \$ 66,612 | \$ 28 | \$ 1.05 |
| Plus | 17,465 | 1,159,250 | \$ 737,605 | \$ 42 | \$ 0.64 | 16,978 | 1,122,251 | \$ 719,112 | \$ 42 | \$ 0.64 |
| Overseas Prime | 66 | 1,769 | \$ 1,226 | \$ 19 | \$ 0.69 | 13 | 434 | \$ 361 | \$ 28 | \$ 0.83 |
| Desig Prov | 0 | 0 | \$ 0 | \$ 0 | \$ 0.00 | 1 | 30 | \$ 19 | \$ 19 | \$ 0.62 |
| Other | 18,786 | 1,239,828 | \$ 923,156 | \$ 49 | \$ 0.74 | 16,536 | 1,100,354 | \$ 724,499 | \$ 44 | \$ 0.66 |
| Grand Total | 156,939 | 7,678,724 | \$ 6,202,898 | \$ 40 | \$ 0.81 | 136,667 | 6,818,275 | \$ 5,437,242 | \$ 40 | \$ 0.80 |

¹ Source: M2 PDTS, Source System D (Direct Care) and C (Clinician Administered Drug).

AMC Womack – FY18 Direct Care Pharmacy

Top 20 Products Dispensed¹ by # of Scripts and Cost/Day

| 0089 AMC WOMACK-BRAGG | | | | | |
|----------------------------|-------------------|-------------|------------|---------------|------------|
| TOP 20 BASED ON VOLUME | | | | | |
| Product Name | Number of Scripts | Days Supply | Full Cost | Cost / script | Cost / Day |
| IBUPROFEN | 22,678 | 400,921 | \$ 395,440 | \$ 17 | \$ 0.99 |
| OXYCODONE-ACETAMINOPHEN | 16,649 | 187,509 | \$ 304,957 | \$ 18 | \$ 1.63 |
| CETIRIZINE HCL | 13,752 | 895,903 | \$ 247,739 | \$ 18 | \$ 0.28 |
| ATORVASTATIN CALCIUM | 13,220 | 1,116,866 | \$ 281,610 | \$ 21 | \$ 0.25 |
| FLUTICASONE PROPIONATE | 11,789 | 669,134 | \$ 242,393 | \$ 21 | \$ 0.36 |
| SYNTHROID | 11,548 | 957,232 | \$ 263,792 | \$ 23 | \$ 0.28 |
| LISINAPRIL | 10,535 | 886,191 | \$ 182,337 | \$ 17 | \$ 0.21 |
| ASPIR-LOW | 10,452 | 875,207 | \$ 169,109 | \$ 16 | \$ 0.19 |
| OMEPRAZOLE | 10,096 | 756,880 | \$ 225,165 | \$ 22 | \$ 0.30 |
| DOK | 9,880 | 404,240 | \$ 171,938 | \$ 17 | \$ 0.43 |
| ONDANSETRON ODT | 9,754 | 58,497 | \$ 209,535 | \$ 21 | \$ 3.58 |
| GABAPENTIN | 9,298 | 519,391 | \$ 254,665 | \$ 27 | \$ 0.49 |
| PROAIR HFA | 9,262 | 282,060 | \$ 266,019 | \$ 29 | \$ 0.94 |
| NAPROXEN | 8,921 | 179,740 | \$ 156,389 | \$ 18 | \$ 0.87 |
| AMLODIPINE BESYLATE | 8,654 | 706,154 | \$ 176,137 | \$ 20 | \$ 0.25 |
| PANTOPRAZOLE SODIUM | 8,190 | 604,120 | \$ 213,771 | \$ 26 | \$ 0.35 |
| PREDNISONE | 7,835 | 112,182 | \$ 148,503 | \$ 19 | \$ 1.32 |
| MAPAP | 7,744 | 69,592 | \$ 127,198 | \$ 16 | \$ 1.83 |
| SIMVASTATIN | 7,290 | 632,117 | \$ 141,453 | \$ 19 | \$ 0.22 |
| FREESTYLE LITE TEST STRIPS | 7,019 | 457,211 | \$ 289,491 | \$ 41 | \$ 0.63 |

| 0089 AMC WOMACK-BRAGG | | | | | |
|------------------------------|-------------------|-------------|------------|---------------|-------------|
| TOP 20 BASED ON COST PER DAY | | | | | |
| Product Name | Number of Scripts | Days Supply | Full Cost | Cost / script | Cost / Day |
| LUCENTIS | 6 | 131 | \$ 180,788 | \$ 30,131 | \$ 1,380.06 |
| HAEGARDA | 28 | 363 | \$ 308,882 | \$ 11,031 | \$ 850.91 |
| VASCULERA | 10 | 125 | \$ 93,008 | \$ 9,301 | \$ 744.07 |
| PHENOXYBENZAMINE HCL | 2 | 60 | \$ 32,232 | \$ 16,116 | \$ 537.20 |
| ORKAMBI | 1 | 28 | \$ 14,680 | \$ 14,680 | \$ 524.27 |
| AVONEX PEN | 4 | 178 | \$ 89,423 | \$ 22,356 | \$ 502.38 |
| SOMATULINE DEPOT | 2 | 56 | \$ 19,970 | \$ 9,985 | \$ 356.61 |
| ILARIS | 1 | 30 | \$ 10,683 | \$ 10,683 | \$ 356.10 |
| TASIGNA | 19 | 534 | \$ 169,919 | \$ 8,943 | \$ 318.20 |
| TAGRISSO | 9 | 270 | \$ 81,831 | \$ 9,092 | \$ 303.08 |
| AKYNZEO | 121 | 122 | \$ 35,312 | \$ 292 | \$ 289.44 |
| LONSURF | 5 | 140 | \$ 38,216 | \$ 7,643 | \$ 272.97 |
| EPCLUSA | 3 | 84 | \$ 21,693 | \$ 7,231 | \$ 258.25 |
| IBRANCE | 26 | 679 | \$ 174,967 | \$ 6,729 | \$ 257.68 |
| AMICAR | 3 | 27 | \$ 6,934 | \$ 2,311 | \$ 256.82 |
| ERIVEDGE | 8 | 224 | \$ 53,840 | \$ 6,730 | \$ 240.36 |
| NEULASTA | 125 | 2,092 | \$ 472,104 | \$ 3,777 | \$ 225.67 |
| NORTHERA | 1 | 30 | \$ 6,585 | \$ 6,585 | \$ 219.51 |
| VOTRIENT | 1 | 30 | \$ 6,426 | \$ 6,426 | \$ 214.19 |
| IMBRUVICA | 14 | 420 | \$ 88,171 | \$ 6,298 | \$ 209.93 |

¹ Source: M2 PDTS, Source System D (Direct Care) and C (Clinician Administered Drug).

AMC Womack – FY18 Direct Care Pharmacy

Top 20 Products Dispensed¹ by # of Scripts and Cost/Day

| 6034 TROOP & FAMILY MED CL-BRAGG | | | | | |
|----------------------------------|-------------------|-------------|-----------|---------------|------------|
| TOP 20 BASED ON VOLUME | | | | | |
| Product Name | Number of Scripts | Days Supply | Full Cost | Cost / script | Cost / Day |
| CETIRIZINE HCL | 3,205 | 187,513 | \$ 57,217 | \$ 18 | \$ 0.31 |
| IBUPROFEN | 1,940 | 35,996 | \$ 33,900 | \$ 17 | \$ 0.94 |
| FLUTICASONE PROPIONATE | 1,833 | 108,613 | \$ 35,796 | \$ 20 | \$ 0.33 |
| VITAMIN D3 | 1,422 | 116,063 | \$ 25,953 | \$ 18 | \$ 0.22 |
| LISINOPRIL | 1,303 | 105,733 | \$ 22,447 | \$ 17 | \$ 0.21 |
| SYNTHROID | 1,302 | 107,055 | \$ 29,589 | \$ 23 | \$ 0.28 |
| PROAIR HFA | 1,228 | 28,104 | \$ 32,618 | \$ 27 | \$ 1.16 |
| GABAPENTIN | 1,163 | 58,091 | \$ 28,033 | \$ 24 | \$ 0.48 |
| ATORVASTATIN CALCIUM | 1,072 | 88,964 | \$ 22,419 | \$ 21 | \$ 0.25 |
| MONTELUKAST SODIUM | 1,049 | 83,642 | \$ 26,391 | \$ 25 | \$ 0.32 |
| OMEPRAZOLE | 1,018 | 76,594 | \$ 21,801 | \$ 21 | \$ 0.28 |
| SERTRALINE HCL | 968 | 51,240 | \$ 17,432 | \$ 18 | \$ 0.34 |
| DICLOFENAC SODIUM | 961 | 17,038 | \$ 49,323 | \$ 51 | \$ 2.89 |
| LORATADINE | 943 | 64,919 | \$ 16,950 | \$ 18 | \$ 0.26 |
| MAPAP | 925 | 8,362 | \$ 15,198 | \$ 16 | \$ 1.82 |
| NAPROXEN | 820 | 25,262 | \$ 15,169 | \$ 18 | \$ 0.60 |
| HYDROCHLOROTHIAZIDE | 801 | 63,260 | \$ 13,644 | \$ 17 | \$ 0.22 |
| ESCITALOPRAM OXALATE | 757 | 40,619 | \$ 13,905 | \$ 18 | \$ 0.34 |
| VIAGRA | 750 | 62,210 | \$ 68,559 | \$ 91 | \$ 1.10 |
| CELECOXIB | 741 | 46,137 | \$ 18,213 | \$ 25 | \$ 0.39 |

| 6034 TROOP & FAMILY MED CL-BRAGG | | | | | |
|----------------------------------|-------------------|-------------|-----------|---------------|------------|
| TOP 20 BASED ON COST PER DAY | | | | | |
| Product Name | Number of Scripts | Days Supply | Full Cost | Cost / script | Cost / Day |
| AVONEX PEN | 1 | 30 | \$ 12,760 | \$ 12,760 | \$ 425.34 |
| PICATO | 1 | 2 | \$ 274 | \$ 274 | \$ 136.91 |
| TECFIDERA | 5 | 390 | \$ 52,640 | \$ 10,528 | \$ 134.97 |
| ENBREL | 5 | 270 | \$ 22,054 | \$ 4,411 | \$ 81.68 |
| DIASTAT ACUDIAL | 2 | 10 | \$ 751 | \$ 376 | \$ 75.14 |
| KEVZARA | 1 | 84 | \$ 5,996 | \$ 5,996 | \$ 71.38 |
| DIASTAT | 2 | 10 | \$ 619 | \$ 309 | \$ 61.85 |
| NORITATE | 2 | 60 | \$ 3,227 | \$ 1,614 | \$ 53.79 |
| ATRIPLA | 3 | 270 | \$ 12,756 | \$ 4,252 | \$ 47.24 |
| OTEZLA | 1 | 30 | \$ 1,269 | \$ 1,269 | \$ 42.30 |
| MESALAMINE | 5 | 142 | \$ 5,774 | \$ 1,155 | \$ 40.66 |
| XIFAXAN | 3 | 54 | \$ 2,012 | \$ 671 | \$ 37.26 |
| AMPYRA | 1 | 30 | \$ 1,002 | \$ 1,002 | \$ 33.40 |
| MY WAY | 3 | 3 | \$ 89 | \$ 30 | \$ 29.76 |
| TRUVADA | 29 | 1,705 | \$ 50,467 | \$ 1,740 | \$ 29.60 |
| DESCOVY | 3 | 270 | \$ 7,935 | \$ 2,645 | \$ 29.39 |
| NORDITROPIN FLEXPPO | 2 | 178 | \$ 5,100 | \$ 2,550 | \$ 28.65 |
| COSENTYX PEN (2 PENS) | 1 | 90 | \$ 2,492 | \$ 2,492 | \$ 27.69 |
| TIVICAY | 4 | 360 | \$ 9,959 | \$ 2,490 | \$ 27.67 |
| ISENTRESS | 6 | 155 | \$ 4,274 | \$ 712 | \$ 27.58 |

¹ Source: M2 PDTS, Source System D (Direct Care) and C (Clinician Administered Drug).

AMC Womack – FY18 Direct Care Pharmacy

Top 20 Products Dispensed¹ by # of Scripts and Cost/Day

| 6105 CBMH FAYETTEVILLE-BRAGG | | | | | |
|------------------------------|-------------------|-------------|-----------|---------------|------------|
| TOP 20 BASED ON VOLUME | | | | | |
| Product Name | Number of Scripts | Days Supply | Full Cost | Cost / script | Cost / Day |
| CETIRIZINE HCL | 2,745 | 135,013 | \$ 48,536 | \$ 18 | \$ 0.36 |
| FLUTICASON PROPIONATE | 1,159 | 66,421 | \$ 22,537 | \$ 19 | \$ 0.34 |
| IBUPROFEN | 958 | 15,018 | \$ 16,444 | \$ 17 | \$ 1.09 |
| MONTELUKAST SODIUM | 837 | 59,305 | \$ 20,001 | \$ 24 | \$ 0.34 |
| CHILDREN'S IBUPROFEN | 710 | 4,642 | \$ 12,871 | \$ 18 | \$ 2.77 |
| SYNTHROID | 694 | 53,822 | \$ 15,463 | \$ 22 | \$ 0.29 |
| PROAIR HFA | 631 | 14,146 | \$ 16,457 | \$ 26 | \$ 1.16 |
| MAPAP | 629 | 4,759 | \$ 10,368 | \$ 16 | \$ 2.18 |
| LORATADINE | 612 | 33,885 | \$ 10,922 | \$ 18 | \$ 0.32 |
| SERTRALINE HCL | 608 | 31,091 | \$ 10,750 | \$ 18 | \$ 0.35 |
| VITAMIN D3 | 539 | 42,820 | \$ 9,869 | \$ 18 | \$ 0.23 |
| AMOXICILLIN | 536 | 6,049 | \$ 12,440 | \$ 23 | \$ 2.06 |
| MUCINEX D | 519 | 3,834 | \$ 12,009 | \$ 23 | \$ 3.13 |
| FLUCONAZOLE | 502 | 3,983 | \$ 9,985 | \$ 20 | \$ 2.51 |
| NAPROXEN | 444 | 8,128 | \$ 7,723 | \$ 17 | \$ 0.95 |
| OMEPRAZOLE | 414 | 26,719 | \$ 8,652 | \$ 21 | \$ 0.32 |
| VITAMIN D2 | 404 | 33,839 | \$ 7,149 | \$ 18 | \$ 0.21 |
| AMOXICILLIN-CLAVULANATE POT | 398 | 4,224 | \$ 7,881 | \$ 20 | \$ 1.87 |
| TRIAMCINOLONE ACETONIDE | 398 | 9,662 | \$ 7,568 | \$ 19 | \$ 0.78 |
| CHILDREN'S BENADRYL ALLERGY | 387 | 3,977 | \$ 6,743 | \$ 17 | \$ 1.70 |

| 6105 CBMH FAYETTEVILLE-BRAGG | | | | | |
|------------------------------|-------------------|-------------|-----------|---------------|------------|
| TOP 20 BASED ON COST PER DAY | | | | | |
| Product Name | Number of Scripts | Days Supply | Full Cost | Cost / script | Cost / Day |
| SIMPONI | 2 | 112 | \$ 9,656 | \$ 4,828 | \$ 86.22 |
| OMEPRAZOLE-SODIUM BICARBONA | 2 | 180 | \$ 13,064 | \$ 6,532 | \$ 72.58 |
| MONUROL | 1 | 1 | \$ 55 | \$ 55 | \$ 54.56 |
| NORDITROPIN FLEXPPO | 4 | 360 | \$ 16,603 | \$ 4,151 | \$ 46.12 |
| STRIBILD | 1 | 90 | \$ 4,098 | \$ 4,098 | \$ 45.53 |
| LUPRON DEPOT-PED | 2 | 60 | \$ 2,151 | \$ 1,076 | \$ 35.85 |
| HUMIRA PEN | 4 | 336 | \$ 10,590 | \$ 2,648 | \$ 31.52 |
| PROMETHEGAN | 1 | 1 | \$ 27 | \$ 27 | \$ 26.98 |
| IMITREX | 12 | 242 | \$ 6,468 | \$ 539 | \$ 26.73 |
| VIMOVO | 1 | 45 | \$ 1,126 | \$ 1,126 | \$ 25.03 |
| OSELTAMIVIR PHOSPHATE | 55 | 399 | \$ 8,871 | \$ 161 | \$ 22.23 |
| BRIVIACT | 11 | 318 | \$ 6,730 | \$ 612 | \$ 21.16 |
| NICOTROL NS | 1 | 3 | \$ 56 | \$ 56 | \$ 18.67 |
| DEXAMETHASONE SODIUM PHOSPH | 1 | 1 | \$ 17 | \$ 17 | \$ 17.29 |
| TAMIFLU | 46 | 265 | \$ 4,512 | \$ 98 | \$ 17.03 |
| TACLONEX | 1 | 30 | \$ 485 | \$ 485 | \$ 16.17 |
| MORPHINE SULFATE | 1 | 1 | \$ 16 | \$ 16 | \$ 15.72 |
| CIPRODEX | 108 | 964 | \$ 14,685 | \$ 136 | \$ 15.23 |
| VICTOZA 3-PAK | 1 | 90 | \$ 1,323 | \$ 1,323 | \$ 14.70 |
| HORIZANT | 4 | 360 | \$ 4,619 | \$ 1,155 | \$ 12.83 |

¹ Source: M2 PDTS, Source System D (Direct Care) and C (Clinician Administered Drug).

AMC Womack – FY18 Direct Care Pharmacy

Top 20 Products Dispensed¹ by # of Scripts and Cost/Day

| 6106 CBMH HOPE MILLS-BRAGG | | | | | |
|----------------------------|-------------------|-------------|-----------|---------------|------------|
| TOP 20 BASED ON VOLUME | | | | | |
| Product Name | Number of Scripts | Days Supply | Full Cost | Cost / script | Cost / Day |
| CETIRIZINE HCL | 3,145 | 176,733 | \$ 56,118 | \$ 18 | \$ 0.32 |
| FLUTICASONE PROPIONATE | 1,455 | 81,053 | \$ 28,391 | \$ 20 | \$ 0.35 |
| IBUPROFEN | 1,024 | 18,899 | \$ 17,926 | \$ 18 | \$ 0.95 |
| AMOXICILLIN | 1,006 | 10,139 | \$ 23,146 | \$ 23 | \$ 2.28 |
| MONTELUKAST SODIUM | 1,002 | 70,472 | \$ 24,173 | \$ 24 | \$ 0.34 |
| SYNTHROID | 935 | 73,499 | \$ 20,871 | \$ 22 | \$ 0.28 |
| PROAIR HFA | 867 | 19,800 | \$ 22,745 | \$ 26 | \$ 1.15 |
| VITAMIN D3 | 824 | 64,291 | \$ 14,550 | \$ 18 | \$ 0.23 |
| LORATADINE | 783 | 47,261 | \$ 13,974 | \$ 18 | \$ 0.30 |
| OMEPRAZOLE | 750 | 47,086 | \$ 15,266 | \$ 20 | \$ 0.32 |
| FLUCONAZOLE | 736 | 6,844 | \$ 14,780 | \$ 20 | \$ 2.16 |
| SERTRALINE HCL | 694 | 37,723 | \$ 12,384 | \$ 18 | \$ 0.33 |
| HYDROCHLOROTHIAZIDE | 612 | 41,318 | \$ 10,389 | \$ 17 | \$ 0.25 |
| GABAPENTIN | 599 | 25,933 | \$ 15,213 | \$ 25 | \$ 0.59 |
| ADDERALL XR | 574 | 32,953 | \$ 39,776 | \$ 69 | \$ 1.21 |
| MAPAP | 543 | 3,903 | \$ 8,978 | \$ 17 | \$ 2.30 |
| SORE THROAT LOZENGE | 519 | 7,378 | \$ 8,860 | \$ 17 | \$ 1.20 |
| DICLOFENAC SODIUM | 514 | 6,312 | \$ 18,796 | \$ 37 | \$ 2.98 |
| NAPROXEN | 497 | 14,610 | \$ 9,102 | \$ 18 | \$ 0.62 |
| FEXOFENADINE HCL | 473 | 31,883 | \$ 14,380 | \$ 30 | \$ 0.45 |

| 6106 CBMH HOPE MILLS-BRAGG | | | | | |
|------------------------------|-------------------|-------------|-----------|---------------|------------|
| TOP 20 BASED ON COST PER DAY | | | | | |
| Product Name | Number of Scripts | Days Supply | Full Cost | Cost / script | Cost / Day |
| AVONEX PEN | 4 | 112 | \$ 59,636 | \$ 14,909 | \$ 532.47 |
| AVONEX | 2 | 56 | \$ 7,493 | \$ 3,747 | \$ 133.81 |
| TECFIDERA | 3 | 210 | \$ 27,112 | \$ 9,037 | \$ 129.10 |
| CAPECITABINE | 1 | 14 | \$ 1,540 | \$ 1,540 | \$ 110.02 |
| NORDITROPIN FLEXPPO | 3 | 238 | \$ 15,236 | \$ 5,079 | \$ 64.02 |
| VANCOMYCIN HCL | 1 | 10 | \$ 632 | \$ 632 | \$ 63.24 |
| XIFAXAN | 4 | 40 | \$ 2,156 | \$ 539 | \$ 53.90 |
| OTEZLA | 2 | 60 | \$ 2,532 | \$ 1,266 | \$ 42.19 |
| DIASTAT ACUDIAL | 4 | 55 | \$ 2,233 | \$ 558 | \$ 40.60 |
| FORTEO | 2 | 168 | \$ 5,874 | \$ 2,937 | \$ 34.97 |
| TRULICITY | 15 | 470 | \$ 15,732 | \$ 1,049 | \$ 33.47 |
| ALBENZA | 6 | 72 | \$ 2,304 | \$ 384 | \$ 32.00 |
| OSELTAMIVIR PHOSPHATE | 67 | 401 | \$ 11,016 | \$ 164 | \$ 27.47 |
| EDEX | 2 | 60 | \$ 1,421 | \$ 710 | \$ 23.68 |
| TACLONEX | 8 | 240 | \$ 5,343 | \$ 668 | \$ 22.26 |
| CREON | 13 | 403 | \$ 7,980 | \$ 614 | \$ 19.80 |
| HUMIRA PEN | 13 | 998 | \$ 19,569 | \$ 1,505 | \$ 19.61 |
| RENAGEL | 10 | 300 | \$ 5,424 | \$ 542 | \$ 18.08 |
| CIPRODEX | 36 | 259 | \$ 4,544 | \$ 126 | \$ 17.55 |
| TAMIFLU | 86 | 511 | \$ 8,574 | \$ 100 | \$ 16.78 |

¹ Source: M2 PDTS, Source System D (Direct Care) and C (Clinician Administered Drug).

AMC Womack – FY18 Direct Care Pharmacy

Top 20 Products Dispensed¹ by # of Scripts and Cost/Day

| 6107 CBMH LINDEN OAKS-BRAGG | | | | | |
|-----------------------------|-------------------|-------------|-----------|---------------|------------|
| TOP 20 BASED ON VOLUME | | | | | |
| Product Name | Number of Scripts | Days Supply | Full Cost | Cost / script | Cost / Day |
| CETIRIZINE HCL | 2,866 | 142,927 | \$ 50,872 | \$ 18 | \$ 0.36 |
| FLUTICASONE PROPIONATE | 1,209 | 70,844 | \$ 23,884 | \$ 20 | \$ 0.34 |
| SERTRALINE HCL | 1,099 | 58,283 | \$ 19,843 | \$ 18 | \$ 0.34 |
| IBUPROFEN | 900 | 13,523 | \$ 15,420 | \$ 17 | \$ 1.14 |
| PROAIR HFA | 898 | 19,699 | \$ 23,579 | \$ 26 | \$ 1.20 |
| SYNTHROID | 891 | 66,442 | \$ 19,556 | \$ 22 | \$ 0.29 |
| MAPAP | 824 | 4,652 | \$ 13,574 | \$ 16 | \$ 2.92 |
| VITAMIN D3 | 799 | 62,150 | \$ 14,452 | \$ 18 | \$ 0.23 |
| MONTELUKAST SODIUM | 767 | 48,272 | \$ 17,614 | \$ 23 | \$ 0.36 |
| AMOXICILLIN | 567 | 5,695 | \$ 12,901 | \$ 23 | \$ 2.27 |
| ADDERALL XR | 559 | 31,485 | \$ 39,509 | \$ 71 | \$ 1.25 |
| POLYETHYLENE GLYCOL 3350 | 517 | 12,768 | \$ 10,771 | \$ 21 | \$ 0.84 |
| METHYLPHENIDATE ER | 514 | 28,221 | \$ 74,711 | \$ 145 | \$ 2.65 |
| BUPROPION XL | 512 | 27,003 | \$ 15,907 | \$ 31 | \$ 0.59 |
| CHILDREN'S IBUPROFEN | 490 | 3,330 | \$ 9,113 | \$ 19 | \$ 2.74 |
| PRENATAL | 474 | 42,510 | \$ 8,093 | \$ 17 | \$ 0.19 |
| TRIAMCINOLONE ACETONIDE | 444 | 9,075 | \$ 8,555 | \$ 19 | \$ 0.94 |
| LORATADINE | 421 | 23,009 | \$ 7,687 | \$ 18 | \$ 0.33 |
| RANITIDINE HCL | 418 | 17,229 | \$ 8,148 | \$ 19 | \$ 0.47 |
| OMEPRAZOLE | 413 | 24,872 | \$ 8,573 | \$ 21 | \$ 0.34 |

| 6107 CBMH LINDEN OAKS-BRAGG | | | | | |
|------------------------------|-------------------|-------------|-----------|---------------|------------|
| TOP 20 BASED ON COST PER DAY | | | | | |
| Product Name | Number of Scripts | Days Supply | Full Cost | Cost / script | Cost / Day |
| DIFICID | 1 | 10 | \$ 2,051 | \$ 2,051 | \$ 205.06 |
| TECFIDERA | 11 | 330 | \$ 42,175 | \$ 3,834 | \$ 127.80 |
| DIASTAT | 1 | 5 | \$ 314 | \$ 314 | \$ 62.80 |
| LUPRON DEPOT-PED | 1 | 70 | \$ 3,026 | \$ 3,026 | \$ 43.23 |
| OTEZLA | 2 | 60 | \$ 2,534 | \$ 1,267 | \$ 42.23 |
| ENDOMETRIN | 2 | 60 | \$ 2,409 | \$ 1,205 | \$ 40.16 |
| DIASTAT ACUDIAL | 16 | 180 | \$ 7,022 | \$ 439 | \$ 39.01 |
| DERMOTIC | 2 | 10 | \$ 367 | \$ 183 | \$ 36.68 |
| ENSTILAR | 1 | 30 | \$ 1,081 | \$ 1,081 | \$ 36.03 |
| HUMIRA | 2 | 126 | \$ 4,127 | \$ 2,063 | \$ 32.75 |
| CUVPOSA | 7 | 210 | \$ 6,707 | \$ 958 | \$ 31.94 |
| NORDITROPIN FLEXPPO | 6 | 434 | \$ 13,777 | \$ 2,296 | \$ 31.74 |
| LAMICTAL ODT | 11 | 330 | \$ 9,908 | \$ 901 | \$ 30.02 |
| TRUVADA | 6 | 237 | \$ 7,024 | \$ 1,171 | \$ 29.64 |
| PULMOZYME | 1 | 30 | \$ 819 | \$ 819 | \$ 27.30 |
| TIVICAY | 1 | 27 | \$ 724 | \$ 724 | \$ 26.80 |
| COSENTYX PEN (2 PENS) | 1 | 84 | \$ 2,250 | \$ 2,250 | \$ 26.79 |
| OSELTAMIVIR PHOSPHATE | 71 | 434 | \$ 11,624 | \$ 164 | \$ 26.78 |
| XIFAXAN | 2 | 31 | \$ 769 | \$ 384 | \$ 24.80 |
| PURIXAN | 1 | 90 | \$ 2,120 | \$ 2,120 | \$ 23.56 |

¹ Source: M2 PDTS, Source System D (Direct Care) and C (Clinician Administered Drug).

AMC Womack – FY18 Direct Care Pharmacy

Top 20 Products Dispensed¹ by # of Scripts and Cost/Day

| 7143 ROBINSON CLINIC-BRAGG | | | | | |
|----------------------------|-------------------|-------------|-----------|---------------|------------|
| TOP 20 BASED ON VOLUME | | | | | |
| Product Name | Number of Scripts | Days Supply | Full Cost | Cost / script | Cost / Day |
| IBUPROFEN | 5,660 | 91,253 | \$ 97,113 | \$ 17 | \$ 1.06 |
| NAPROXEN | 4,348 | 117,147 | \$ 79,168 | \$ 18 | \$ 0.68 |
| CETIRIZINE HCL | 4,065 | 253,609 | \$ 72,914 | \$ 18 | \$ 0.29 |
| FLUTICASONE PROPIONATE | 3,022 | 181,720 | \$ 59,221 | \$ 20 | \$ 0.33 |
| MAPAP | 2,802 | 28,930 | \$ 45,972 | \$ 16 | \$ 1.59 |
| ACETAMINOPHEN | 2,791 | 26,407 | \$ 44,911 | \$ 16 | \$ 1.70 |
| SORE THROAT LOZENGE | 2,144 | 31,578 | \$ 36,500 | \$ 17 | \$ 1.16 |
| SERTRALINE HCL | 2,128 | 91,284 | \$ 37,420 | \$ 18 | \$ 0.41 |
| PROAIR HFA | 2,005 | 52,230 | \$ 56,171 | \$ 28 | \$ 1.08 |
| SYNTHROID | 1,999 | 155,506 | \$ 44,753 | \$ 22 | \$ 0.29 |
| GABAPENTIN | 1,998 | 97,500 | \$ 49,131 | \$ 25 | \$ 0.50 |
| DICLOFENAC SODIUM | 1,931 | 21,841 | \$ 72,829 | \$ 38 | \$ 3.33 |
| LISINAPRIL | 1,907 | 151,962 | \$ 32,734 | \$ 17 | \$ 0.22 |
| MELOXICAM | 1,893 | 110,060 | \$ 33,633 | \$ 18 | \$ 0.31 |
| METHOCARBAMOL | 1,858 | 22,362 | \$ 34,567 | \$ 19 | \$ 1.55 |
| OMEPRAZOLE | 1,807 | 127,507 | \$ 38,403 | \$ 21 | \$ 0.30 |
| ATORVASTATIN CALCIUM | 1,778 | 145,413 | \$ 37,415 | \$ 21 | \$ 0.26 |
| CYCLOBENZAPRINE HCL | 1,703 | 23,166 | \$ 27,538 | \$ 16 | \$ 1.19 |
| ASPIR-LOW | 1,658 | 145,211 | \$ 26,837 | \$ 16 | \$ 0.18 |
| VITAMIN D3 | 1,593 | 118,647 | \$ 28,802 | \$ 18 | \$ 0.24 |

| 7143 ROBINSON CLINIC-BRAGG | | | | | |
|------------------------------|-------------------|-------------|-----------|---------------|------------|
| TOP 20 BASED ON COST PER DAY | | | | | |
| Product Name | Number of Scripts | Days Supply | Full Cost | Cost / script | Cost / Day |
| AVONEX | 2 | 174 | \$ 20,841 | \$ 10,420 | \$ 119.77 |
| VALCYTE | 1 | 36 | \$ 2,779 | \$ 2,779 | \$ 77.18 |
| PICATO | 1 | 3 | \$ 188 | \$ 188 | \$ 62.59 |
| XIFAXAN | 4 | 33 | \$ 2,004 | \$ 501 | \$ 60.73 |
| SANTYL | 1 | 7 | \$ 414 | \$ 414 | \$ 59.14 |
| TETRACYCLINE HCL | 3 | 38 | \$ 1,803 | \$ 601 | \$ 47.45 |
| XELJANZ | 1 | 30 | \$ 1,321 | \$ 1,321 | \$ 44.02 |
| MESALAMINE | 3 | 84 | \$ 3,527 | \$ 1,176 | \$ 41.99 |
| SENSIPAR | 2 | 60 | \$ 2,402 | \$ 1,201 | \$ 40.03 |
| FORTEO | 3 | 252 | \$ 9,354 | \$ 3,118 | \$ 37.12 |
| NORITATE | 3 | 90 | \$ 3,185 | \$ 1,062 | \$ 35.38 |
| AMPYRA | 2 | 180 | \$ 6,039 | \$ 3,020 | \$ 33.55 |
| VALGANCICLOVIR HCL | 1 | 90 | \$ 2,915 | \$ 2,915 | \$ 32.39 |
| CAMBIA | 1 | 18 | \$ 555 | \$ 555 | \$ 30.84 |
| DESCOVY | 1 | 30 | \$ 891 | \$ 891 | \$ 29.70 |
| TRUVADA | 45 | 3,030 | \$ 89,320 | \$ 1,985 | \$ 29.48 |
| HUMULIN R U-500 KWIKPEN | 10 | 291 | \$ 8,453 | \$ 845 | \$ 29.05 |
| TIVICAY | 2 | 180 | \$ 5,215 | \$ 2,608 | \$ 28.97 |
| DIASTAT ACUDIAL | 6 | 80 | \$ 2,226 | \$ 371 | \$ 27.82 |
| RISPERDAL M-TAB | 1 | 7 | \$ 187 | \$ 187 | \$ 26.71 |

¹ Source: M2 PDTS, Source System D (Direct Care) and C (Clinician Administered Drug).

AMC Womack – FY18 Direct Care Pharmacy

Top 20 Products Dispensed¹ by # of Scripts and Cost/Day

| 7286 JOEL CLINIC-BRAGG | | | | | |
|-------------------------|-------------------|-------------|------------|---------------|------------|
| TOP 20 BASED ON VOLUME | | | | | |
| Product Name | Number of Scripts | Days Supply | Full Cost | Cost / script | Cost / Day |
| CETIRIZINE HCL | 3,572 | 242,332 | \$ 64,713 | \$ 18 | \$ 0.27 |
| IBUPROFEN | 3,553 | 65,715 | \$ 62,059 | \$ 17 | \$ 0.94 |
| DICLOFENAC SODIUM | 2,823 | 33,225 | \$ 115,584 | \$ 41 | \$ 3.48 |
| FLUTICASONE PROPIONATE | 2,818 | 161,451 | \$ 55,672 | \$ 20 | \$ 0.34 |
| SYNTHROID | 2,696 | 226,751 | \$ 61,834 | \$ 23 | \$ 0.27 |
| ASPIR-LOW | 2,627 | 230,377 | \$ 42,534 | \$ 16 | \$ 0.18 |
| ATORVASTATIN CALCIUM | 2,587 | 219,808 | \$ 54,932 | \$ 21 | \$ 0.25 |
| LISINOPRIL | 2,234 | 188,554 | \$ 38,667 | \$ 17 | \$ 0.21 |
| LORATADINE | 1,987 | 134,813 | \$ 35,621 | \$ 18 | \$ 0.26 |
| SIMVASTATIN | 1,962 | 171,843 | \$ 37,712 | \$ 19 | \$ 0.22 |
| OMEPRAZOLE | 1,948 | 151,854 | \$ 42,874 | \$ 22 | \$ 0.28 |
| GABAPENTIN | 1,893 | 107,903 | \$ 49,942 | \$ 26 | \$ 0.46 |
| MONTELUKAST SODIUM | 1,808 | 141,184 | \$ 45,674 | \$ 25 | \$ 0.32 |
| PROAIR HFA | 1,794 | 49,041 | \$ 51,129 | \$ 29 | \$ 1.04 |
| AMLODIPINE BESYLATE | 1,650 | 129,515 | \$ 32,422 | \$ 20 | \$ 0.25 |
| NAPROXEN | 1,571 | 43,674 | \$ 28,580 | \$ 18 | \$ 0.65 |
| HYDROCHLOROTHIAZIDE | 1,551 | 128,447 | \$ 26,462 | \$ 17 | \$ 0.21 |
| PANTOPRAZOLE SODIUM | 1,486 | 114,546 | \$ 39,372 | \$ 26 | \$ 0.34 |
| SERTRALINE HCL | 1,471 | 80,713 | \$ 27,067 | \$ 18 | \$ 0.34 |
| OXYCODONE-ACETAMINOPHEN | 1,418 | 26,538 | \$ 27,406 | \$ 19 | \$ 1.03 |

| 7286 JOEL CLINIC-BRAGG | | | | | |
|------------------------------|-------------------|-------------|-----------|---------------|------------|
| TOP 20 BASED ON COST PER DAY | | | | | |
| Product Name | Number of Scripts | Days Supply | Full Cost | Cost / script | Cost / Day |
| INVEGA SUSTENNA | 2 | 2 | \$ 1,696 | \$ 848 | \$ 847.96 |
| SOMATULINE DEPOT | 9 | 252 | \$ 91,836 | \$ 10,204 | \$ 364.43 |
| SYNVISC-ONE | 1 | 1 | \$ 348 | \$ 348 | \$ 347.73 |
| EPCLUSA | 2 | 56 | \$ 14,462 | \$ 7,231 | \$ 258.25 |
| TECFIDERA | 12 | 360 | \$ 45,614 | \$ 3,801 | \$ 126.71 |
| AVONEX | 3 | 202 | \$ 24,496 | \$ 8,165 | \$ 121.27 |
| CRESEMBA | 3 | 162 | \$ 15,070 | \$ 5,023 | \$ 93.03 |
| DIASTAT ACUDIAL | 15 | 75 | \$ 5,592 | \$ 373 | \$ 74.57 |
| RASAGILINE MESYLATE | 1 | 30 | \$ 2,070 | \$ 2,070 | \$ 69.00 |
| COPAXONE | 1 | 84 | \$ 5,609 | \$ 5,609 | \$ 66.77 |
| GLATOPA | 1 | 84 | \$ 5,188 | \$ 5,188 | \$ 61.76 |
| GLATIRAMER ACETATE | 2 | 168 | \$ 10,274 | \$ 5,137 | \$ 61.15 |
| CARAC | 2 | 60 | \$ 3,050 | \$ 1,525 | \$ 50.84 |
| GENVOYA | 6 | 180 | \$ 8,273 | \$ 1,379 | \$ 45.96 |
| COMPLERA | 1 | 90 | \$ 3,852 | \$ 3,852 | \$ 42.80 |
| OTEZLA | 9 | 705 | \$ 29,537 | \$ 3,282 | \$ 41.90 |
| MESALAMINE | 1 | 30 | \$ 1,137 | \$ 1,137 | \$ 37.89 |
| FORTEO | 4 | 336 | \$ 12,574 | \$ 3,144 | \$ 37.42 |
| XIFAXAN | 10 | 460 | \$ 16,365 | \$ 1,637 | \$ 35.58 |
| PYLERA | 1 | 10 | \$ 352 | \$ 352 | \$ 35.20 |

¹ Source: M2 PDTS, Source System D (Direct Care) and C (Clinician Administered Drug).

AMC Womack – FY18 Direct Care Pharmacy

Top 20 Products Dispensed¹ by # of Scripts and Cost/Day

| 7294 CLARK CLINIC-BRAGG | | | | | |
|-------------------------|-------------------|-------------|------------|---------------|------------|
| TOP 20 BASED ON VOLUME | | | | | |
| Product Name | Number of Scripts | Days Supply | Full Cost | Cost / script | Cost / Day |
| IBUPROFEN | 3,773 | 68,392 | \$ 65,888 | \$ 17 | \$ 0.96 |
| CETIRIZINE HCL | 3,234 | 218,006 | \$ 58,353 | \$ 18 | \$ 0.27 |
| VITAMIN D3 | 2,945 | 225,978 | \$ 52,780 | \$ 18 | \$ 0.23 |
| FLUTICASONE PROPIONATE | 2,654 | 157,986 | \$ 52,594 | \$ 20 | \$ 0.33 |
| ATORVASTATIN CALCIUM | 2,099 | 177,834 | \$ 44,378 | \$ 21 | \$ 0.25 |
| NAPROXEN | 2,092 | 62,324 | \$ 38,760 | \$ 19 | \$ 0.62 |
| LISINAPRIL | 2,052 | 171,016 | \$ 35,411 | \$ 17 | \$ 0.21 |
| SYNTHROID | 1,973 | 163,768 | \$ 44,872 | \$ 23 | \$ 0.27 |
| OMEPRAZOLE | 1,904 | 139,731 | \$ 41,146 | \$ 22 | \$ 0.29 |
| GABAPENTIN | 1,860 | 92,254 | \$ 47,065 | \$ 25 | \$ 0.51 |
| SERTRALINE HCL | 1,828 | 91,050 | \$ 32,640 | \$ 18 | \$ 0.36 |
| VIAGRA | 1,763 | 142,846 | \$ 157,289 | \$ 89 | \$ 1.10 |
| ASPIR-LOW | 1,656 | 145,689 | \$ 26,820 | \$ 16 | \$ 0.18 |
| VITAMIN D2 | 1,638 | 134,117 | \$ 29,123 | \$ 18 | \$ 0.22 |
| DICLOFENAC SODIUM | 1,558 | 21,214 | \$ 63,672 | \$ 41 | \$ 3.00 |
| ZOLPIDEM TARTRATE | 1,551 | 37,816 | \$ 26,034 | \$ 17 | \$ 0.69 |
| PROAIR HFA | 1,547 | 42,387 | \$ 44,056 | \$ 28 | \$ 1.04 |
| AMLODIPINE BESYLATE | 1,519 | 118,791 | \$ 30,108 | \$ 20 | \$ 0.25 |
| MELOXICAM | 1,468 | 100,359 | \$ 26,631 | \$ 18 | \$ 0.27 |
| SIMVASTATIN | 1,372 | 119,456 | \$ 26,306 | \$ 19 | \$ 0.22 |

| 7294 CLARK CLINIC-BRAGG | | | | | |
|------------------------------|-------------------|-------------|-----------|---------------|------------|
| TOP 20 BASED ON COST PER DAY | | | | | |
| Product Name | Number of Scripts | Days Supply | Full Cost | Cost / script | Cost / Day |
| EPLUSA | 1 | 28 | \$ 7,231 | \$ 7,231 | \$ 258.25 |
| DIFICID | 1 | 10 | \$ 2,051 | \$ 2,051 | \$ 205.06 |
| HARVONI | 1 | 28 | \$ 5,153 | \$ 5,153 | \$ 184.04 |
| TECFIDERA | 9 | 390 | \$ 50,854 | \$ 5,650 | \$ 130.39 |
| HUMIRA PEN CROHN-UC-HS STAR | 1 | 15 | \$ 1,773 | \$ 1,773 | \$ 118.17 |
| RELISTOR | 2 | 58 | \$ 4,567 | \$ 2,284 | \$ 78.75 |
| DIASTAT ACUDIAL | 1 | 10 | \$ 709 | \$ 709 | \$ 70.92 |
| SENSIPAR | 4 | 240 | \$ 16,903 | \$ 4,226 | \$ 70.43 |
| IMATINIB MESYLATE | 3 | 90 | \$ 5,067 | \$ 1,689 | \$ 56.30 |
| VALGANCICLOVIR HCL | 5 | 150 | \$ 7,840 | \$ 1,568 | \$ 52.27 |
| GENVOYA | 2 | 180 | \$ 8,208 | \$ 4,104 | \$ 45.60 |
| OTEZLA | 8 | 300 | \$ 12,630 | \$ 1,579 | \$ 42.10 |
| MESALAMINE | 6 | 98 | \$ 4,044 | \$ 674 | \$ 41.26 |
| LAMOTRIGINE ER | 2 | 180 | \$ 6,968 | \$ 3,484 | \$ 38.71 |
| UCERIS | 1 | 56 | \$ 2,062 | \$ 2,062 | \$ 36.82 |
| FORTEO | 6 | 504 | \$ 18,376 | \$ 3,063 | \$ 36.46 |
| NORDITROPIN FLEXPRO | 2 | 171 | \$ 5,843 | \$ 2,922 | \$ 34.17 |
| TRUVADA | 20 | 1,176 | \$ 36,465 | \$ 1,823 | \$ 31.01 |
| XIFAXAN | 9 | 350 | \$ 10,532 | \$ 1,170 | \$ 30.09 |
| DESCOVY | 1 | 90 | \$ 2,639 | \$ 2,639 | \$ 29.32 |

¹ Source: M2 PDTS, Source System D (Direct Care) and C (Clinician Administered Drug).

AMC Womack – Purchased Care Pharmacy¹ based on “Parent” PRISM Area ID by Enrollment Group

| PARENT PRISM 0089 AMC WOMACK-BRAGG | | | | | | | | | | | |
|------------------------------------|------------------|----------------|-------------------|----------------------|---------------|----------------|----------------|-------------------|----------------------|---------------|----------------|
| Source System | Enrollment Group | 2017 | | | | | 2018 | | | | |
| | | # Scripts | Days Supply | Paid by TRICARE | Paid / Script | Paid / Day | # Scripts | Days Supply | Paid by TRICARE | Paid / Script | Paid / Day |
| MCSC (Retail) | Prime-MTF | 93,817 | 2,158,472 | \$ 12,989,400 | \$ 138 | \$ 6.02 | 94,701 | 2,156,880 | \$ 13,852,880 | \$ 146 | \$ 6.42 |
| | Prime-MCSC | 68,013 | 1,976,824 | \$ 5,025,743 | \$ 74 | \$ 2.54 | 56,834 | 1,701,882 | \$ 4,411,988 | \$ 78 | \$ 2.59 |
| | Reliant | 576 | 10,070 | \$ 21,069 | \$ 37 | \$ 2.09 | 776 | 10,648 | \$ 13,742 | \$ 18 | \$ 1.29 |
| | Plus | 16,436 | 474,409 | \$ 1,784,439 | \$ 109 | \$ 3.76 | 16,859 | 496,253 | \$ 2,047,316 | \$ 121 | \$ 4.13 |
| | Overseas Prime | 4 | 36 | \$ 41 | \$ 10 | \$ 1.15 | 2 | 12 | \$ 6 | \$ 3 | \$ 0.46 |
| | Desig Prov | 0 | 0 | \$ 0 | \$ 0 | \$ 0.00 | 6 | 246 | \$ 230 | \$ 38 | \$ 0.93 |
| | Other | 227,885 | 6,689,631 | \$ 14,907,359 | \$ 65 | \$ 2.23 | 215,281 | 6,520,192 | \$ 14,567,736 | \$ 68 | \$ 2.23 |
| MCSC Total | | 406,731 | 11,309,442 | \$ 34,728,051 | \$ 85 | \$ 3.07 | 384,459 | 10,886,113 | \$ 34,893,897 | \$ 91 | \$ 3.21 |
| Mail Order | Prime-MTF | 16,694 | 1,340,021 | \$ 6,054,565 | \$ 363 | \$ 4.52 | 12,916 | 1,031,148 | \$ 5,465,592 | \$ 423 | \$ 5.30 |
| | Prime-MCSC | 30,188 | 2,468,443 | \$ 4,559,912 | \$ 151 | \$ 1.85 | 23,708 | 1,938,442 | \$ 3,632,083 | \$ 153 | \$ 1.87 |
| | Reliant | 67 | 5,619 | \$ 14,801 | \$ 221 | \$ 2.63 | 19 | 1,828 | \$ 1,257 | \$ 66 | \$ 0.69 |
| | Plus | 8,396 | 702,183 | \$ 1,336,574 | \$ 159 | \$ 1.90 | 7,341 | 608,705 | \$ 1,353,886 | \$ 184 | \$ 2.22 |
| | Overseas Prime | 25 | 1,759 | \$ 10,116 | \$ 405 | \$ 5.75 | 8 | 550 | \$ 1,054 | \$ 132 | \$ 1.92 |
| | Other | 89,953 | 7,489,614 | \$ 11,436,901 | \$ 127 | \$ 1.53 | 79,805 | 6,618,758 | \$ 10,900,581 | \$ 137 | \$ 1.65 |
| Mail Order Total | | 145,323 | 12,007,639 | \$ 23,412,869 | \$ 161 | \$ 1.95 | 123,797 | 10,199,431 | \$ 21,354,453 | \$ 172 | \$ 2.09 |
| Grand Total | | 552,054 | 23,317,081 | \$ 58,140,920 | \$ 105 | \$ 2.49 | 508,256 | 21,085,544 | \$ 56,248,350 | \$ 111 | \$ 2.67 |

¹ Source: M2 PDTS, Source System M (MCSC) and T (Mail Order). Parent PRISM is a derived field and includes all children of the Parent DMIS ID.

AMC Womack – Purchased Care Pharmacy¹ based on PRISM Area ID by Enrollment Group

| 0089 AMC WOMACK-BRAGG | | | | | | | | | | | |
|-------------------------|------------------|---------------|------------------|---------------------|---------------|----------------|---------------|------------------|---------------------|---------------|----------------|
| Source System | Enrollment Group | 2017 | | | | | 2018 | | | | |
| | | # Scripts | Days Supply | Paid by TRICARE | Paid / Script | Paid / Day | # Scripts | Days Supply | Paid by TRICARE | Paid / Script | Paid / Day |
| MCSC (Retail) | Prime-MTF | 21,527 | 445,838 | \$ 2,672,414 | \$ 124 | \$ 5.99 | 21,261 | 444,070 | \$ 2,803,527 | \$ 132 | \$ 6.31 |
| | Prime-MCSC | 3,813 | 123,245 | \$ 389,117 | \$ 102 | \$ 3.16 | 3,299 | 99,995 | \$ 274,431 | \$ 83 | \$ 2.74 |
| | Reliant | 525 | 8,281 | \$ 18,816 | \$ 36 | \$ 2.27 | 741 | 10,262 | \$ 12,361 | \$ 17 | \$ 1.20 |
| | Plus | 2,818 | 79,766 | \$ 294,168 | \$ 104 | \$ 3.69 | 2,733 | 82,062 | \$ 353,126 | \$ 129 | \$ 4.30 |
| | Overseas Prime | 4 | 36 | \$ 41 | \$ 10 | \$ 1.15 | 2 | 12 | \$ 6 | \$ 3 | \$ 0.46 |
| | Desig Prov | 0 | 0 | \$ 0 | \$ 0 | \$ 0.00 | 1 | 30 | \$ 230 | \$ 230 | \$ 7.65 |
| | Other | 25,896 | 753,066 | \$ 1,729,004 | \$ 67 | \$ 2.30 | 22,900 | 693,946 | \$ 1,515,411 | \$ 66 | \$ 2.18 |
| MCSC Total | | 54,583 | 1,410,232 | \$ 5,103,560 | \$ 94 | \$ 3.62 | 50,937 | 1,330,377 | \$ 4,959,091 | \$ 97 | \$ 3.73 |
| Mail Order | Prime-MTF | 2,924 | 251,459 | \$ 1,224,446 | \$ 419 | \$ 4.87 | 2,215 | 179,341 | \$ 1,312,344 | \$ 592 | \$ 7.32 |
| | Prime-MCSC | 1,198 | 97,630 | \$ 235,459 | \$ 197 | \$ 2.41 | 1,108 | 87,649 | \$ 222,198 | \$ 201 | \$ 2.54 |
| | Reliant | 62 | 5,237 | \$ 14,657 | \$ 236 | \$ 2.80 | 19 | 1,828 | \$ 1,257 | \$ 66 | \$ 0.69 |
| | Plus | 1,302 | 107,803 | \$ 255,779 | \$ 196 | \$ 2.37 | 979 | 81,678 | \$ 208,513 | \$ 213 | \$ 2.55 |
| | Overseas Prime | 24 | 1,669 | \$ 10,108 | \$ 421 | \$ 6.06 | 8 | 550 | \$ 1,054 | \$ 132 | \$ 1.92 |
| | Other | 8,160 | 673,627 | \$ 1,246,251 | \$ 153 | \$ 1.85 | 7,044 | 579,651 | \$ 997,994 | \$ 142 | \$ 1.72 |
| Mail Order Total | | 13,670 | 1,137,425 | \$ 2,986,700 | \$ 218 | \$ 2.63 | 11,373 | 930,697 | \$ 2,743,360 | \$ 241 | \$ 2.95 |
| Grand Total | | 68,253 | 2,547,657 | \$ 8,090,259 | \$ 119 | \$ 3.18 | 62,310 | 2,261,074 | \$ 7,702,451 | \$ 124 | \$ 3.41 |

¹ Source: M2 PDTS, Source System M (MCSC) and T (Mail Order). Based on PRISM Area ID.

AMC Womack – Purchased Care Pharmacy¹ based on PRISM Area ID by Enrollment Group

| 6034 TROOP & FAMILY MED CL-BRAGG | | | | | | | | | | | |
|----------------------------------|------------------|---------------|------------------|---------------------|---------------|----------------|---------------|------------------|---------------------|---------------|----------------|
| Source System | Enrollment Group | 2017 | | | | | 2018 | | | | |
| | | # Scripts | Days Supply | Paid by TRICARE | Paid / Script | Paid / Day | # Scripts | Days Supply | Paid by TRICARE | Paid / Script | Paid / Day |
| MCSC (Retail) | Prime-MTF | 6,528 | 159,940 | \$ 1,197,172 | \$ 183 | \$ 7.49 | 6,689 | 157,882 | \$ 1,686,496 | \$ 252 | \$ 10.68 |
| | Prime-MCSC | 4,313 | 130,821 | \$ 232,785 | \$ 54 | \$ 1.78 | 3,662 | 113,614 | \$ 255,184 | \$ 70 | \$ 2.25 |
| | Reliant | 1 | 25 | \$ 25 | \$ 25 | \$ 1.00 | 0 | 0 | \$ 0 | \$ 0 | \$ 0.00 |
| | Plus | 1,818 | 56,271 | \$ 119,391 | \$ 66 | \$ 2.12 | 1,893 | 59,235 | \$ 339,529 | \$ 179 | \$ 5.73 |
| | Other | 23,014 | 708,061 | \$ 1,414,017 | \$ 61 | \$ 2.00 | 21,786 | 685,909 | \$ 1,796,834 | \$ 82 | \$ 2.62 |
| MCSC Total | | 35,674 | 1,055,118 | \$ 2,963,390 | \$ 83 | \$ 2.81 | 34,030 | 1,016,640 | \$ 4,078,042 | \$ 120 | \$ 4.01 |
| Mail Order | Prime-MTF | 1,565 | 125,431 | \$ 508,042 | \$ 325 | \$ 4.05 | 1,090 | 86,746 | \$ 460,430 | \$ 422 | \$ 5.31 |
| | Prime-MCSC | 1,913 | 157,438 | \$ 303,802 | \$ 159 | \$ 1.93 | 1,563 | 128,957 | \$ 312,503 | \$ 200 | \$ 2.42 |
| | Plus | 768 | 64,980 | \$ 93,091 | \$ 121 | \$ 1.43 | 823 | 67,765 | \$ 132,500 | \$ 161 | \$ 1.96 |
| | Other | 8,301 | 693,009 | \$ 1,085,590 | \$ 131 | \$ 1.57 | 7,185 | 596,552 | \$ 969,627 | \$ 135 | \$ 1.63 |
| Mail Order Total | | 12,547 | 1,040,858 | \$ 1,990,525 | \$ 159 | \$ 1.91 | 10,661 | 880,020 | \$ 1,875,060 | \$ 176 | \$ 2.13 |
| Grand Total | | 48,221 | 2,095,976 | \$ 4,953,915 | \$ 103 | \$ 2.36 | 44,691 | 1,896,660 | \$ 5,953,102 | \$ 133 | \$ 3.14 |

¹ Source: M2 PDTS, Source System M (MCSC) and T (Mail Order). Based on PRISM Area ID.

AMC Womack – Purchased Care Pharmacy¹ based on PRISM Area ID by Enrollment Group

6105 CBMH FAYETTEVILLE-BRAGG

| Source System | Enrollment Group | 2017 | | | | | 2018 | | | | |
|-------------------------|------------------|----------------|------------------|----------------------|---------------|----------------|----------------|------------------|----------------------|---------------|----------------|
| | | # Scripts | Days Supply | Paid by TRICARE | Paid / Script | Paid / Day | # Scripts | Days Supply | Paid by TRICARE | Paid / Script | Paid / Day |
| MCSC (Retail) | Prime-MTF | 24,534 | 566,820 | \$ 3,405,451 | \$ 139 | \$ 6.01 | 24,330 | 565,686 | \$ 3,523,878 | \$ 145 | \$ 6.23 |
| | Prime-MCSC | 19,581 | 564,714 | \$ 1,397,067 | \$ 71 | \$ 2.47 | 15,584 | 468,866 | \$ 1,324,711 | \$ 85 | \$ 2.83 |
| | Reliant | 16 | 264 | \$ 587 | \$ 37 | \$ 2.22 | 10 | 73 | \$ 73 | \$ 7 | \$ 1.00 |
| | Plus | 6,031 | 169,102 | \$ 887,702 | \$ 147 | \$ 5.25 | 5,802 | 166,024 | \$ 713,474 | \$ 123 | \$ 4.30 |
| | Desig Prov | 0 | 0 | \$ 0 | \$ 0 | \$ 0.00 | 1 | 30 | \$ 0 | \$ 0 | \$ 0.00 |
| | Other | 66,637 | 1,950,183 | \$ 3,857,538 | \$ 58 | \$ 1.98 | 63,210 | 1,905,999 | \$ 3,713,405 | \$ 59 | \$ 1.95 |
| MCSC Total | | 116,799 | 3,251,083 | \$ 9,548,346 | \$ 82 | \$ 2.94 | 108,937 | 3,106,678 | \$ 9,275,541 | \$ 85 | \$ 2.99 |
| Mail Order | Prime-MTF | 4,183 | 331,423 | \$ 1,252,723 | \$ 299 | \$ 3.78 | 3,455 | 275,236 | \$ 1,252,589 | \$ 363 | \$ 4.55 |
| | Prime-MCSC | 9,473 | 775,993 | \$ 1,458,481 | \$ 154 | \$ 1.88 | 6,658 | 542,124 | \$ 1,041,364 | \$ 156 | \$ 1.92 |
| | Plus | 2,717 | 226,253 | \$ 362,975 | \$ 134 | \$ 1.60 | 2,234 | 184,341 | \$ 382,009 | \$ 171 | \$ 2.07 |
| | Other | 26,142 | 2,175,827 | \$ 3,605,088 | \$ 138 | \$ 1.66 | 22,398 | 1,850,789 | \$ 3,404,113 | \$ 152 | \$ 1.84 |
| Mail Order Total | | 42,515 | 3,509,496 | \$ 6,679,268 | \$ 157 | \$ 1.90 | 34,745 | 2,852,490 | \$ 6,080,076 | \$ 175 | \$ 2.13 |
| Grand Total | | 159,314 | 6,760,579 | \$ 16,227,614 | \$ 102 | \$ 2.40 | 143,682 | 5,959,168 | \$ 15,355,617 | \$ 107 | \$ 2.58 |

¹ Source: M2 PDTS, Source System M (MCSC) and T (Mail Order). Based on PRISM Area ID.

AMC Womack – Purchased Care Pharmacy¹ based on PRISM Area ID by Enrollment Group

| 6106 CBMH HOPE MILLS-BRAGG | | | | | | | | | | | |
|----------------------------|------------------|----------------|------------------|----------------------|---------------|----------------|----------------|------------------|----------------------|---------------|----------------|
| Source System | Enrollment Group | 2017 | | | | | 2018 | | | | |
| | | # Scripts | Days Supply | Paid by TRICARE | Paid / Script | Paid / Day | # Scripts | Days Supply | Paid by TRICARE | Paid / Script | Paid / Day |
| MCSC (Retail) | Prime-MTF | 22,143 | 537,239 | \$ 2,830,894 | \$ 128 | \$ 5.27 | 22,382 | 534,135 | \$ 3,338,907 | \$ 149 | \$ 6.25 |
| | Prime-MCSC | 21,264 | 627,889 | \$ 1,655,655 | \$ 78 | \$ 2.64 | 18,164 | 555,935 | \$ 1,207,691 | \$ 66 | \$ 2.17 |
| | Reliant | 18 | 494 | \$ 1,047 | \$ 58 | \$ 2.12 | 21 | 266 | \$ 1,208 | \$ 58 | \$ 4.54 |
| | Plus | 3,758 | 113,024 | \$ 376,956 | \$ 100 | \$ 3.34 | 4,065 | 123,733 | \$ 481,306 | \$ 118 | \$ 3.89 |
| | Other | 63,424 | 1,905,078 | \$ 4,057,116 | \$ 64 | \$ 2.13 | 59,333 | 1,824,933 | \$ 3,817,929 | \$ 64 | \$ 2.09 |
| MCSC Total | | 110,607 | 3,183,724 | \$ 8,921,667 | \$ 81 | \$ 2.80 | 103,965 | 3,039,002 | \$ 8,847,042 | \$ 85 | \$ 2.91 |
| Mail Order | Prime-MTF | 4,852 | 378,484 | \$ 1,884,086 | \$ 388 | \$ 4.98 | 3,692 | 295,864 | \$ 1,421,109 | \$ 385 | \$ 4.80 |
| | Prime-MCSC | 9,949 | 806,668 | \$ 1,385,966 | \$ 139 | \$ 1.72 | 7,629 | 625,471 | \$ 1,061,004 | \$ 139 | \$ 1.70 |
| | Plus | 2,338 | 195,258 | \$ 404,337 | \$ 173 | \$ 2.07 | 2,121 | 175,437 | \$ 385,615 | \$ 182 | \$ 2.20 |
| | Other | 25,792 | 2,141,857 | \$ 3,023,649 | \$ 117 | \$ 1.41 | 23,249 | 1,917,333 | \$ 3,019,118 | \$ 130 | \$ 1.57 |
| Mail Order Total | | 42,931 | 3,522,267 | \$ 6,698,037 | \$ 156 | \$ 1.90 | 36,691 | 3,014,105 | \$ 5,886,845 | \$ 160 | \$ 1.95 |
| Grand Total | | 153,538 | 6,705,991 | \$ 15,619,705 | \$ 102 | \$ 2.33 | 140,656 | 6,053,107 | \$ 14,733,887 | \$ 105 | \$ 2.43 |

¹ Source: M2 PDTS, Source System M (MCSC) and T (Mail Order). Based on PRISM Area ID.

AMC Womack – Purchased Care Pharmacy¹ based on PRISM Area ID by Enrollment Group

| 6107 CBMH LINDEN OAKS-BRAGG | | | | | | | | | | | |
|-----------------------------|------------------|----------------|------------------|----------------------|---------------|----------------|----------------|------------------|----------------------|---------------|----------------|
| Source System | Enrollment Group | 2017 | | | | | 2018 | | | | |
| | | # Scripts | Days Supply | Paid by TRICARE | Paid / Script | Paid / Day | # Scripts | Days Supply | Paid by TRICARE | Paid / Script | Paid / Day |
| MCSC (Retail) | Prime-MTF | 19,085 | 448,635 | \$ 2,883,470 | \$ 151 | \$ 6.43 | 20,039 | 455,107 | \$ 2,500,072 | \$ 125 | \$ 5.49 |
| | Prime-MCSC | 19,042 | 530,155 | \$ 1,351,119 | \$ 71 | \$ 2.55 | 16,125 | 463,472 | \$ 1,349,970 | \$ 84 | \$ 2.91 |
| | Reliant | 16 | 1,006 | \$ 594 | \$ 37 | \$ 0.59 | 4 | 47 | \$ 100 | \$ 25 | \$ 2.13 |
| | Plus | 2,011 | 56,246 | \$ 106,222 | \$ 53 | \$ 1.89 | 2,366 | 65,199 | \$ 159,882 | \$ 68 | \$ 2.45 |
| | Desig Prov | 0 | 0 | \$ 0 | \$ 0 | \$ 0.00 | 4 | 186 | \$ 0 | \$ 0 | \$ 0.00 |
| | Other | 48,914 | 1,373,243 | \$ 3,849,684 | \$ 79 | \$ 2.80 | 48,052 | 1,409,405 | \$ 3,724,157 | \$ 78 | \$ 2.64 |
| MCSC Total | | 89,068 | 2,409,285 | \$ 8,191,088 | \$ 92 | \$ 3.40 | 86,590 | 2,393,416 | \$ 7,734,182 | \$ 89 | \$ 3.23 |
| Mail Order | Prime-MTF | 3,170 | 253,224 | \$ 1,185,267 | \$ 374 | \$ 4.68 | 2,464 | 193,961 | \$ 1,019,120 | \$ 414 | \$ 5.25 |
| | Prime-MCSC | 7,655 | 630,714 | \$ 1,176,205 | \$ 154 | \$ 1.86 | 6,750 | 554,241 | \$ 995,014 | \$ 147 | \$ 1.80 |
| | Reliant | 5 | 382 | \$ 144 | \$ 29 | \$ 0.38 | 0 | 0 | \$ 0 | \$ 0 | \$ 0.00 |
| | Plus | 1,271 | 107,889 | \$ 220,392 | \$ 173 | \$ 2.04 | 1,184 | 99,484 | \$ 245,249 | \$ 207 | \$ 2.47 |
| | Overseas Prime | 1 | 90 | \$ 8 | \$ 8 | \$ 0.09 | 0 | 0 | \$ 0 | \$ 0 | \$ 0.00 |
| | Other | 21,558 | 1,805,294 | \$ 2,476,323 | \$ 115 | \$ 1.37 | 19,929 | 1,674,433 | \$ 2,509,728 | \$ 126 | \$ 1.50 |
| Mail Order Total | | 33,660 | 2,797,593 | \$ 5,058,339 | \$ 150 | \$ 1.81 | 30,327 | 2,522,119 | \$ 4,769,112 | \$ 157 | \$ 1.89 |
| Grand Total | | 122,728 | 5,206,878 | \$ 13,249,427 | \$ 108 | \$ 2.54 | 116,917 | 4,915,535 | \$ 12,503,294 | \$ 107 | \$ 2.54 |

¹ Source: M2 PDTS, Source System M (MCSC) and T (Mail Order). Based on PRISM Area ID.

AMC Womack – FY18 Purchased Care Pharmacy¹

Top 20 Products Dispensed by # of Scripts and Cost/Day

| 0089 AMC WOMACK-BRAGG | | | | | |
|-----------------------------|-------------------|-------------|-----------------|---------------|------------|
| TOP 20 BASED ON VOLUME | | | | | |
| Product Name | Number of Scripts | Days Supply | Paid by TRICARE | Paid / Script | Paid / Day |
| OXYCODONE-ACETAMINOPHEN | 1,595 | 20,969 | \$ 13,058 | \$ 8 | \$ 0.62 |
| AMOXICILLIN | 1,283 | 11,761 | \$ 874 | \$ 1 | \$ 0.07 |
| IBUPROFEN | 1,073 | 15,961 | \$ 2,007 | \$ 2 | \$ 0.13 |
| HYDROCODONE-ACETAMINOPHEN | 1,031 | 11,552 | \$ 6,177 | \$ 6 | \$ 0.53 |
| AZITHROMYCIN | 1,010 | 4,509 | \$ 2,938 | \$ 3 | \$ 0.65 |
| PREDNISON | 936 | 10,494 | \$ 1,791 | \$ 2 | \$ 0.17 |
| ATORVASTATIN CALCIUM | 867 | 60,622 | \$ 45,680 | \$ 53 | \$ 0.75 |
| LEVOTHYROXINE SODIUM | 755 | 49,885 | \$ 3,380 | \$ 4 | \$ 0.07 |
| GABAPENTIN | 751 | 31,955 | \$ 17,908 | \$ 24 | \$ 0.56 |
| AMOXICILLIN-CLAVULANATE POT | 748 | 6,975 | \$ 4,532 | \$ 6 | \$ 0.65 |
| LISINAPRIL | 686 | 47,693 | \$ 255 | \$ 0 | \$ 0.01 |
| OMEPRAZOLE | 666 | 44,290 | \$ 10,581 | \$ 16 | \$ 0.24 |
| OXYCODONE HCL | 662 | 8,677 | \$ 4,086 | \$ 6 | \$ 0.47 |
| AMLODIPINE BESYLATE | 651 | 39,050 | \$ 10,368 | \$ 16 | \$ 0.27 |
| FLUTICASONE PROPIONATE | 593 | 29,775 | \$ 2,077 | \$ 4 | \$ 0.07 |
| FLUVIRIN 2017-2018 | 577 | 20,571 | \$ 8,925 | \$ 15 | \$ 0.43 |
| SERTRALINE HCL | 557 | 26,161 | \$ 2,207 | \$ 4 | \$ 0.08 |
| TRAMADOL HCL | 553 | 10,272 | \$ 7,590 | \$ 14 | \$ 0.74 |
| ZOLPIDEM TARTRATE | 534 | 18,661 | \$ 5,520 | \$ 10 | \$ 0.30 |
| CEPHALEXIN | 532 | 4,495 | \$ 1,368 | \$ 3 | \$ 0.30 |

| 0089 AMC WOMACK-BRAGG | | | | | |
|------------------------------|-------------------|-------------|-----------------|---------------|-------------|
| TOP 20 BASED ON COST PER DAY | | | | | |
| Product Name | Number of Scripts | Days Supply | Paid by TRICARE | Paid / Script | Paid / Day |
| KOGENATE FS | 1 | 8 | \$ 30,059 | \$ 30,059 | \$ 3,757.32 |
| HELIXATE FS | 4 | 18 | \$ 55,392 | \$ 13,848 | \$ 3,077.34 |
| ADYNOVATE | 4 | 112 | \$ 134,267 | \$ 33,567 | \$ 1,198.81 |
| ADVATE | 8 | 240 | \$ 227,242 | \$ 28,405 | \$ 946.84 |
| ACTIMMUNE | 3 | 252 | \$ 225,763 | \$ 75,254 | \$ 895.89 |
| ORKAMBI | 22 | 616 | \$ 450,792 | \$ 20,491 | \$ 731.81 |
| SYMDEKO | 11 | 308 | \$ 175,272 | \$ 15,934 | \$ 569.06 |
| POMALYST | 4 | 112 | \$ 62,889 | \$ 15,722 | \$ 561.51 |
| LENVIMA | 10 | 300 | \$ 166,827 | \$ 16,683 | \$ 556.09 |
| COMETRIQ | 2 | 56 | \$ 30,387 | \$ 15,194 | \$ 542.63 |
| ALECENSA | 7 | 150 | \$ 72,051 | \$ 10,293 | \$ 480.34 |
| TAGRISSO | 3 | 90 | \$ 42,748 | \$ 14,249 | \$ 474.97 |
| JAKAFI | 22 | 660 | \$ 265,242 | \$ 12,056 | \$ 401.88 |
| REVLIMID | 38 | 1,036 | \$ 391,499 | \$ 10,303 | \$ 377.89 |
| GRANIX | 5 | 34 | \$ 12,764 | \$ 2,553 | \$ 375.42 |
| FARYDAK | 2 | 42 | \$ 15,610 | \$ 7,805 | \$ 371.66 |
| NERLYNX | 2 | 60 | \$ 21,623 | \$ 10,812 | \$ 360.39 |
| TRACLEER | 5 | 150 | \$ 53,199 | \$ 10,640 | \$ 354.66 |
| DIFICID | 5 | 50 | \$ 17,600 | \$ 3,520 | \$ 352.00 |
| ALBENZA | 4 | 6 | \$ 2,063 | \$ 516 | \$ 343.81 |

¹ Source: M2 PDTS, Source System M (MCSC) and T (Mail Order). Based on PRISM Area ID.

AMC Womack – FY18 Purchased Care Pharmacy¹

Top 20 Products Dispensed by # of Scripts and Cost/Day

| 6034 TROOP & FAMILY MED CL-BRAGG | | | | | |
|----------------------------------|-------------------|-------------|-----------------|---------------|------------|
| TOP 20 BASED ON VOLUME | | | | | |
| Product Name | Number of Scripts | Days Supply | Paid by TRICARE | Paid / Script | Paid / Day |
| AMOXICILLIN | 828 | 7,397 | \$ 220 | \$ 0 | \$ 0.03 |
| OXYCODONE-ACETAMINOPHEN | 819 | 17,265 | \$ 11,054 | \$ 13 | \$ 0.64 |
| ATORVASTATIN CALCIUM | 693 | 48,836 | \$ 32,129 | \$ 46 | \$ 0.66 |
| LEVOTHYROXINE SODIUM | 643 | 42,237 | \$ 2,440 | \$ 4 | \$ 0.06 |
| OMEPRAZOLE | 584 | 36,664 | \$ 14,378 | \$ 25 | \$ 0.39 |
| AMLODIPINE BESYLATE | 570 | 34,886 | \$ 7,544 | \$ 13 | \$ 0.22 |
| AZITHROMYCIN | 568 | 3,775 | \$ 3,018 | \$ 5 | \$ 0.80 |
| LISINAPRIL | 567 | 38,463 | \$ 674 | \$ 1 | \$ 0.02 |
| HYDROCODONE-ACETAMINOPHEN | 518 | 8,462 | \$ 5,217 | \$ 10 | \$ 0.62 |
| GABAPENTIN | 516 | 24,611 | \$ 14,046 | \$ 27 | \$ 0.57 |
| FLUTICASONE PROPIONATE | 486 | 23,704 | \$ 1,173 | \$ 2 | \$ 0.05 |
| PREDNISON | 470 | 8,575 | \$ 824 | \$ 2 | \$ 0.10 |
| ALPRAZOLAM | 452 | 13,670 | \$ 810 | \$ 2 | \$ 0.06 |
| MONTELUKAST SODIUM | 449 | 25,856 | \$ 4,578 | \$ 10 | \$ 0.18 |
| HYDROCHLOROTHIAZIDE | 447 | 30,719 | - \$ 313 | - \$ 1 | - \$ 0.01 |
| PANTOPRAZOLE SODIUM | 437 | 29,010 | \$ 46,759 | \$ 107 | \$ 1.61 |
| IBUPROFEN | 435 | 8,632 | \$ 219 | \$ 1 | \$ 0.03 |
| TRAMADOL HCL | 396 | 9,174 | \$ 4,718 | \$ 12 | \$ 0.51 |
| SIMVASTATIN | 394 | 31,134 | \$ 18,498 | \$ 47 | \$ 0.59 |
| CLONAZEPAM | 377 | 12,784 | \$ 2,348 | \$ 6 | \$ 0.18 |

| 6034 TROOP & FAMILY MED CL-BRAGG | | | | | |
|----------------------------------|-------------------|-------------|-----------------|---------------|-------------|
| TOP 20 BASED ON COST PER DAY | | | | | |
| Product Name | Number of Scripts | Days Supply | Paid by TRICARE | Paid / Script | Paid / Day |
| H.P. ACTHAR | 7 | 90 | \$ 386,114 | \$ 55,159 | \$ 4,290.15 |
| BENEFIX | 3 | 7 | \$ 9,606 | \$ 3,202 | \$ 1,372.24 |
| GATTEX | 10 | 300 | \$ 367,553 | \$ 36,755 | \$ 1,225.18 |
| GONAL-F RFF REDI-JECT | 1 | 1 | \$ 1,001 | \$ 1,001 | \$ 1,001.43 |
| ORKAMBI | 17 | 588 | \$ 435,794 | \$ 25,635 | \$ 741.15 |
| REVLIMID | 20 | 546 | \$ 326,425 | \$ 16,321 | \$ 597.85 |
| LYNPARZA | 2 | 60 | \$ 26,673 | \$ 13,336 | \$ 444.55 |
| TALTZ AUTOINJECTOR | 1 | 56 | \$ 24,841 | \$ 24,841 | \$ 443.59 |
| GRANIX | 2 | 36 | \$ 14,469 | \$ 7,235 | \$ 401.93 |
| CIMZIA | 1 | 28 | \$ 11,213 | \$ 11,213 | \$ 400.48 |
| VERZENIO | 2 | 56 | \$ 21,734 | \$ 10,867 | \$ 388.11 |
| IBRANCE | 2 | 56 | \$ 21,185 | \$ 10,593 | \$ 378.31 |
| TRACLEER | 13 | 390 | \$ 138,405 | \$ 10,647 | \$ 354.89 |
| XTANDI | 17 | 510 | \$ 174,845 | \$ 10,285 | \$ 342.83 |
| MAVYRET | 3 | 84 | \$ 26,447 | \$ 8,816 | \$ 314.85 |
| IMATINIB MESYLATE | 12 | 360 | \$ 112,563 | \$ 9,380 | \$ 312.68 |
| CAYSTON | 2 | 56 | \$ 17,430 | \$ 8,715 | \$ 311.26 |
| OPSUMIT | 5 | 150 | \$ 44,694 | \$ 8,939 | \$ 297.96 |
| SPRIX | 1 | 5 | \$ 1,482 | \$ 1,482 | \$ 296.44 |
| OFEV | 3 | 90 | \$ 26,292 | \$ 8,764 | \$ 292.14 |

¹ Source: M2 PDTS, Source System M (MCSC) and T (Mail Order). Based on PRISM Area ID.

AMC Womack – FY18 Purchased Care Pharmacy¹

Top 20 Products Dispensed by # of Scripts and Cost/Day

| 6105 CBMH FAYETTEVILLE-BRAGG | | | | | |
|------------------------------|-------------------|-------------|-----------------|---------------|------------|
| TOP 20 BASED ON VOLUME | | | | | |
| Product Name | Number of Scripts | Days Supply | Paid by TRICARE | Paid / Script | Paid / Day |
| OXYCODONE-ACETAMINOPHEN | 3,449 | 72,182 | \$ 35,797 | \$ 10 | \$ 0.50 |
| AMOXICILLIN | 2,615 | 23,483 | \$ 684 | \$ 0 | \$ 0.03 |
| ATORVASTATIN CALCIUM | 2,497 | 176,130 | \$ 143,635 | \$ 58 | \$ 0.82 |
| LEVOTHYROXINE SODIUM | 2,237 | 139,329 | \$ 9,632 | \$ 4 | \$ 0.07 |
| HYDROCODONE-ACETAMINOPHEN | 2,114 | 34,042 | \$ 12,576 | \$ 6 | \$ 0.37 |
| GABAPENTIN | 2,106 | 98,908 | \$ 57,755 | \$ 27 | \$ 0.58 |
| AMLODIPINE BESYLATE | 1,837 | 117,680 | \$ 28,951 | \$ 16 | \$ 0.25 |
| LISINAPRIL | 1,808 | 125,208 | \$ 810 | \$ 0 | \$ 0.01 |
| OMEPRAZOLE | 1,653 | 109,237 | \$ 22,895 | \$ 14 | \$ 0.21 |
| FLUTICASON PROPIONATE | 1,574 | 80,420 | \$ 2,681 | \$ 2 | \$ 0.03 |
| PREDNISONE | 1,571 | 23,333 | \$ 1,590 | \$ 1 | \$ 0.07 |
| CETIRIZINE HCL | 1,513 | 79,066 | \$ 499 | \$ 0 | \$ 0.01 |
| PANTOPRAZOLE SODIUM | 1,430 | 91,719 | \$ 154,648 | \$ 108 | \$ 1.69 |
| ZOLPIDEM TARTRATE | 1,414 | 48,892 | \$ 9,026 | \$ 6 | \$ 0.18 |
| AZITHROMYCIN | 1,392 | 8,096 | \$ 3,146 | \$ 2 | \$ 0.39 |
| IBUPROFEN | 1,387 | 27,447 | \$ 769 | \$ 1 | \$ 0.03 |
| FUROSEMIDE | 1,347 | 74,730 | \$ 11,464 | \$ 9 | \$ 0.15 |
| SERTRALINE HCL | 1,334 | 63,393 | \$ 4,733 | \$ 4 | \$ 0.07 |
| ALPRAZOLAM | 1,329 | 40,576 | \$ 2,949 | \$ 2 | \$ 0.07 |
| OXYCODONE HCL | 1,296 | 27,510 | \$ 7,644 | \$ 6 | \$ 0.28 |

| 6105 CBMH FAYETTEVILLE-BRAGG | | | | | |
|------------------------------|-------------------|-------------|-----------------|---------------|-------------|
| TOP 20 BASED ON COST PER DAY | | | | | |
| Product Name | Number of Scripts | Days Supply | Paid by TRICARE | Paid / Script | Paid / Day |
| H.P. ACTHAR | 2 | 36 | \$ 115,803 | \$ 57,902 | \$ 3,216.76 |
| RECOMBINATE | 2 | 8 | \$ 23,597 | \$ 11,798 | \$ 2,949.62 |
| GAMMAGARD LIQUID | 11 | 152 | \$ 258,409 | \$ 23,492 | \$ 1,700.06 |
| ICLUSIG | 2 | 44 | \$ 49,553 | \$ 24,776 | \$ 1,126.19 |
| EPCLUSA | 3 | 84 | \$ 70,861 | \$ 23,620 | \$ 843.58 |
| KALYDECO | 10 | 280 | \$ 222,708 | \$ 22,271 | \$ 795.39 |
| APOKYN | 2 | 44 | \$ 34,977 | \$ 17,489 | \$ 794.93 |
| SYMDEKO | 9 | 252 | \$ 191,982 | \$ 21,331 | \$ 761.83 |
| ORKAMBI | 1 | 28 | \$ 20,080 | \$ 20,080 | \$ 717.13 |
| REVLIMID | 61 | 1,617 | \$ 930,360 | \$ 15,252 | \$ 575.36 |
| POMALYST | 19 | 532 | \$ 294,233 | \$ 15,486 | \$ 553.07 |
| TALTZ AUTOINJECTOR (3 PACK) | 1 | 28 | \$ 14,961 | \$ 14,961 | \$ 534.33 |
| CABOMETYX | 7 | 210 | \$ 108,496 | \$ 15,499 | \$ 516.65 |
| HARVONI | 3 | 84 | \$ 40,282 | \$ 13,427 | \$ 479.55 |
| TAGRISSE | 8 | 240 | \$ 112,838 | \$ 14,105 | \$ 470.16 |
| HUMIRA PEN CROHN-UC-HS STAR | 1 | 28 | \$ 12,943 | \$ 12,943 | \$ 462.24 |
| MAVYRET | 8 | 224 | \$ 100,428 | \$ 12,554 | \$ 448.34 |
| XYREM | 21 | 622 | \$ 241,794 | \$ 11,514 | \$ 388.74 |
| VERZENIO | 1 | 28 | \$ 10,833 | \$ 10,833 | \$ 386.90 |
| GAMUNEX-C | 2 | 56 | \$ 20,532 | \$ 10,266 | \$ 366.64 |

¹ Source: M2 PDTS, Source System M (MCSC) and T (Mail Order). Based on PRISM Area ID.

AMC Womack – FY18 Purchased Care Pharmacy¹

Top 20 Products Dispensed by # of Scripts and Cost/Day

| 6106 CBMH HOPE MILLS-BRAGG | | | | | |
|----------------------------|-------------------|-------------|-----------------|---------------|------------|
| TOP 20 BASED ON VOLUME | | | | | |
| Product Name | Number of Scripts | Days Supply | Paid by TRICARE | Paid / Script | Paid / Day |
| OXYCODONE-ACETAMINOPHEN | 3,150 | 69,670 | \$ 39,150 | \$ 12 | \$ 0.56 |
| ATORVASTATIN CALCIUM | 2,678 | 187,366 | \$ 147,410 | \$ 55 | \$ 0.79 |
| AMOXICILLIN | 2,197 | 19,376 | \$ 519 | \$ 0 | \$ 0.03 |
| LEVOTHYROXINE SODIUM | 2,094 | 137,310 | \$ 9,518 | \$ 5 | \$ 0.07 |
| GABAPENTIN | 2,047 | 95,331 | \$ 53,405 | \$ 26 | \$ 0.56 |
| LISINAPRIL | 2,033 | 139,416 | \$ 1,699 | \$ 1 | \$ 0.01 |
| HYDROCODONE-ACETAMINOPHEN | 1,971 | 37,937 | \$ 15,536 | \$ 8 | \$ 0.41 |
| OMEPRAZOLE | 1,939 | 125,353 | \$ 21,547 | \$ 11 | \$ 0.17 |
| FLUTICASONE PROPIONATE | 1,709 | 86,897 | \$ 3,872 | \$ 2 | \$ 0.04 |
| AMLODIPINE BESYLATE | 1,666 | 110,717 | \$ 25,222 | \$ 15 | \$ 0.23 |
| PREDNISONE | 1,539 | 22,671 | \$ 2,230 | \$ 1 | \$ 0.10 |
| SERTRALINE HCL | 1,506 | 74,002 | \$ 3,667 | \$ 2 | \$ 0.05 |
| CETIRIZINE HCL | 1,462 | 82,630 | \$ 341 | \$ 0 | \$ 0.00 |
| MONTELUKAST SODIUM | 1,450 | 83,579 | \$ 7,659 | \$ 5 | \$ 0.09 |
| PANTOPRAZOLE SODIUM | 1,443 | 89,598 | \$ 142,975 | \$ 99 | \$ 1.60 |
| ZOLPIDEM TARTRATE | 1,374 | 52,290 | \$ 15,261 | \$ 11 | \$ 0.29 |
| IBUPROFEN | 1,355 | 31,887 | \$ 823 | \$ 1 | \$ 0.03 |
| AZITHROMYCIN | 1,278 | 8,346 | \$ 4,185 | \$ 3 | \$ 0.50 |
| ALPRAZOLAM | 1,207 | 37,583 | \$ 2,227 | \$ 2 | \$ 0.06 |
| HYDROCHLOROTHIAZIDE | 1,155 | 80,678 | - \$ 1,153 | - \$ 1 | - \$ 0.01 |

| 6106 CBMH HOPE MILLS-BRAGG | | | | | |
|------------------------------|-------------------|-------------|-----------------|---------------|-------------|
| TOP 20 BASED ON COST PER DAY | | | | | |
| Product Name | Number of Scripts | Days Supply | Paid by TRICARE | Paid / Script | Paid / Day |
| HUMATE-P | 4 | 7 | \$ 17,522 | \$ 4,381 | \$ 2,503.18 |
| ADVATE | 13 | 312 | \$ 583,212 | \$ 44,862 | \$ 1,869.27 |
| WILATE | 7 | 210 | \$ 340,016 | \$ 48,574 | \$ 1,619.12 |
| GONAL-F RFF REDI-JECT | 2 | 2 | \$ 2,003 | \$ 1,001 | \$ 1,001.43 |
| HARVONI | 4 | 112 | \$ 94,892 | \$ 23,723 | \$ 847.25 |
| APOKYN | 1 | 14 | \$ 9,981 | \$ 9,981 | \$ 712.96 |
| POMALYST | 25 | 700 | \$ 390,581 | \$ 15,623 | \$ 557.97 |
| HUMIRA PEN CROHN-UC-HS STAR | 1 | 28 | \$ 14,144 | \$ 14,144 | \$ 505.14 |
| XALKORI | 2 | 60 | \$ 29,616 | \$ 14,808 | \$ 493.61 |
| TAGRISSO | 13 | 390 | \$ 184,650 | \$ 14,204 | \$ 473.46 |
| XERESE | 2 | 9 | \$ 4,071 | \$ 2,035 | \$ 452.29 |
| SABRIL | 12 | 360 | \$ 158,746 | \$ 13,229 | \$ 440.96 |
| XYREM | 28 | 834 | \$ 358,429 | \$ 12,801 | \$ 429.77 |
| REVLIMID | 40 | 1,120 | \$ 472,347 | \$ 11,809 | \$ 421.74 |
| MAVYRET | 3 | 84 | \$ 34,293 | \$ 11,431 | \$ 408.25 |
| JAKAFI | 5 | 150 | \$ 58,467 | \$ 11,693 | \$ 389.78 |
| VERZENIO | 4 | 112 | \$ 43,384 | \$ 10,846 | \$ 387.36 |
| IMBRUVICA | 27 | 800 | \$ 308,067 | \$ 11,410 | \$ 385.08 |
| GRANIX | 5 | 44 | \$ 16,012 | \$ 3,202 | \$ 363.92 |
| VENCLEXTA | 1 | 30 | \$ 10,774 | \$ 10,774 | \$ 359.14 |

¹ Source: M2 PDTS, Source System M (MCSC) and T (Mail Order). Based on PRISM Area ID.

AMC Womack – FY18 Purchased Care Pharmacy¹

Top 20 Products Dispensed by # of Scripts and Cost/Day

| 6107 CBMH LINDEN OAKS-BRAGG | | | | | |
|-----------------------------|-------------------|-------------|-----------------|---------------|------------|
| TOP 20 BASED ON VOLUME | | | | | |
| Product Name | Number of Scripts | Days Supply | Paid by TRICARE | Paid / Script | Paid / Day |
| AMOXICILLIN | 2,496 | 23,064 | \$ 753 | \$ 0 | \$ 0.03 |
| OXYCODONE-ACETAMINOPHEN | 2,315 | 47,278 | \$ 34,709 | \$ 15 | \$ 0.73 |
| LEVOTHYROXINE SODIUM | 2,005 | 131,503 | \$ 7,456 | \$ 4 | \$ 0.06 |
| ATORVASTATIN CALCIUM | 1,901 | 141,155 | \$ 134,904 | \$ 71 | \$ 0.96 |
| OMEPRAZOLE | 1,652 | 110,691 | \$ 25,916 | \$ 16 | \$ 0.23 |
| HYDROCODONE-ACETAMINOPHEN | 1,614 | 24,934 | \$ 11,601 | \$ 7 | \$ 0.47 |
| GABAPENTIN | 1,547 | 73,596 | \$ 35,748 | \$ 23 | \$ 0.49 |
| LISINAPRIL | 1,441 | 103,691 | \$ 75 | \$ 0 | \$ 0.00 |
| CETIRIZINE HCL | 1,425 | 82,802 | \$ 338 | \$ 0 | \$ 0.00 |
| AZITHROMYCIN | 1,423 | 8,000 | \$ 3,239 | \$ 2 | \$ 0.40 |
| PREDNISONE | 1,405 | 18,011 | \$ 1,545 | \$ 1 | \$ 0.09 |
| AMLODIPINE BESYLATE | 1,285 | 89,079 | \$ 20,548 | \$ 16 | \$ 0.23 |
| SERTRALINE HCL | 1,273 | 66,324 | \$ 2,714 | \$ 2 | \$ 0.04 |
| FLUTICASONE PROPIONATE | 1,262 | 67,902 | \$ 3,111 | \$ 2 | \$ 0.05 |
| AMOXICILLIN-CLAVULANATE POT | 1,215 | 11,758 | \$ 5,539 | \$ 5 | \$ 0.47 |
| IBUPROFEN | 1,183 | 22,331 | \$ 612 | \$ 1 | \$ 0.03 |
| TRAMADOL HCL | 1,180 | 27,302 | \$ 20,077 | \$ 17 | \$ 0.74 |
| MONTELUKAST SODIUM | 1,121 | 67,416 | \$ 5,007 | \$ 4 | \$ 0.07 |
| PANTOPRAZOLE SODIUM | 1,033 | 65,772 | \$ 113,652 | \$ 110 | \$ 1.73 |
| ALPRAZOLAM | 1,010 | 30,866 | \$ 1,835 | \$ 2 | \$ 0.06 |

| 6107 CBMH LINDEN OAKS-BRAGG | | | | | |
|------------------------------|-------------------|-------------|-----------------|---------------|-------------|
| TOP 20 BASED ON COST PER DAY | | | | | |
| Product Name | Number of Scripts | Days Supply | Paid by TRICARE | Paid / Script | Paid / Day |
| GAMMAPLEX | 10 | 147 | \$ 250,104 | \$ 25,010 | \$ 1,701.39 |
| ADVATE | 3 | 9 | \$ 12,997 | \$ 4,332 | \$ 1,444.13 |
| ORENITRAM ER | 10 | 300 | \$ 305,597 | \$ 30,560 | \$ 1,018.66 |
| TAGRISSO | 13 | 390 | \$ 323,801 | \$ 24,908 | \$ 830.26 |
| KALYDECO | 15 | 426 | \$ 329,338 | \$ 21,956 | \$ 773.09 |
| ORKAMBI | 9 | 252 | \$ 186,837 | \$ 20,760 | \$ 741.42 |
| SITAVIG | 4 | 5 | \$ 3,536 | \$ 884 | \$ 707.24 |
| ALPROLIX | 2 | 58 | \$ 32,582 | \$ 16,291 | \$ 561.77 |
| POMALYST | 8 | 224 | \$ 124,359 | \$ 15,545 | \$ 555.17 |
| AFINITOR | 5 | 146 | \$ 80,824 | \$ 16,165 | \$ 553.59 |
| AUVI-Q | 2 | 36 | \$ 18,604 | \$ 9,302 | \$ 516.79 |
| VIGABATRIN | 7 | 210 | \$ 90,737 | \$ 12,962 | \$ 432.08 |
| REVLIMID | 32 | 861 | \$ 360,580 | \$ 11,268 | \$ 418.79 |
| NEULASTA | 1 | 14 | \$ 5,752 | \$ 5,752 | \$ 410.89 |
| HARVONI | 4 | 112 | \$ 45,460 | \$ 11,365 | \$ 405.89 |
| JAKAFI | 24 | 692 | \$ 277,761 | \$ 11,573 | \$ 401.39 |
| FARYDAK | 3 | 63 | \$ 23,330 | \$ 7,777 | \$ 370.32 |
| KUVAN | 8 | 240 | \$ 88,369 | \$ 11,046 | \$ 368.20 |
| XYREM | 27 | 810 | \$ 295,244 | \$ 10,935 | \$ 364.50 |
| TRACLEER | 3 | 90 | \$ 32,358 | \$ 10,786 | \$ 359.54 |

¹ Source: M2 PDTS, Source System M (MCSC) and T (Mail Order). Based on PRISM Area ID.

Radiology

AMC Womack – Direct Care Radiology¹ Services by Ordering Product Line and Enrollment Category

| 0089 AMC WOMACK-BRAGG | | | | | | | |
|----------------------------|----------------|--------------|---------------|------------|---------------|---------------|----------------|
| FY 2017 RADIOLOGY SERVICES | | | | | | | |
| Ordering Product Line | Prime - Site | Reliant | Prime - Other | Plus | TFL | Not Enrolled | Total |
| Inpatient | 4,352 | 82 | 618 | 16 | 2,980 | 2,414 | 10,462 |
| Dental | 208 | 2 | 28 | | 8 | 12 | 258 |
| Ancillary | 14 | | 14 | | 6 | 2 | 36 |
| Special Programs | 11,010 | 831 | 2,315 | 8 | 1,457 | 718 | 16,339 |
| Dermatology | 58 | | 2 | | 4 | 12 | 76 |
| Emergency Room | 59,251 | 1,962 | 5,407 | 76 | 8,983 | 9,754 | 85,433 |
| General Surgery | 3,903 | 30 | 962 | 2 | 862 | 1,078 | 6,837 |
| IM Subspecialty | 4,478 | 51 | 284 | | 1,349 | 447 | 6,609 |
| Mental Health | 76 | | | | | | 76 |
| OB/GYN | 12,237 | 78 | 912 | | 108 | 702 | 14,037 |
| Optometry | 147 | 6 | 17 | | 24 | 6 | 200 |
| Orthopedics | 34,513 | 836 | 1,319 | 10 | 1,721 | 1,435 | 39,834 |
| Otolaryngology | 1,329 | 8 | 168 | | 64 | 32 | 1,601 |
| Primary Care | 102,855 | 1,893 | 1,501 | 56 | 6,837 | 1,843 | 114,985 |
| Surg Subspecialty | 4,022 | 50 | 640 | | 1,113 | 376 | 6,201 |
| Other | 5,497 | 65 | 134 | 4 | 109 | 395 | 6,204 |
| Total | 243,950 | 5,894 | 14,321 | 172 | 25,625 | 19,226 | 309,188 |

| 0089 AMC WOMACK-BRAGG | | | | | | | |
|----------------------------|----------------|--------------|---------------|------------|---------------|---------------|----------------|
| FY 2018 RADIOLOGY SERVICES | | | | | | | |
| Ordering Product Line | Prime - Site | Reliant | Prime - Other | Plus | TFL | Not Enrolled | Total |
| Inpatient | 5,035 | 106 | 1,038 | 6 | 3,376 | 1,748 | 11,309 |
| Dental | 192 | 18 | 30 | | 8 | 30 | 278 |
| Ancillary | 14 | | | | 4 | 6 | 24 |
| Special Programs | 13,437 | 1,291 | 2,024 | 18 | 1,346 | 812 | 18,928 |
| Dermatology | 53 | | | | 1 | 18 | 72 |
| Emergency Room | 62,326 | 3,503 | 6,523 | 56 | 9,860 | 8,364 | 90,632 |
| General Surgery | 4,476 | 46 | 1,167 | | 992 | 1,794 | 8,475 |
| IM Subspecialty | 6,662 | 122 | 414 | 2 | 1,469 | 498 | 9,167 |
| Mental Health | 37 | | 5 | | 2 | | 44 |
| OB/GYN | 11,849 | 151 | 854 | 4 | 122 | 310 | 13,290 |
| Optometry | 194 | 6 | 12 | | 28 | 10 | 250 |
| Orthopedics | 31,108 | 1,212 | 1,449 | 22 | 1,929 | 1,490 | 37,210 |
| Otolaryngology | 1,338 | 12 | 186 | 4 | 86 | 14 | 1,640 |
| Primary Care | 95,255 | 2,820 | 2,582 | 63 | 7,830 | 1,206 | 109,756 |
| Surg Subspecialty | 3,972 | 68 | 492 | | 1,184 | 416 | 6,132 |
| Other | 4,583 | 78 | 174 | | 71 | 340 | 5,246 |
| Total | 240,531 | 9,433 | 16,950 | 175 | 28,308 | 17,056 | 312,453 |

¹ Source: M2 Radiology Detail, includes both Technical and Professional services. Prime-Site defined as Enrollment Site Parent equal to Tmt Parent. Ordering Product Line based on Ordering MEPRS Code.

AMC Womack – Direct Care Radiology¹ Services by Ordering Product Line and Enrollment Category

| 6034 TROOP & FAMILY MED CL-BRAGG | | | | | | | |
|----------------------------------|--------------|-----------|---------------|----------|-----------|--------------|--------------|
| FY 2017 RADIOLOGY SERVICES | | | | | | | |
| Ordering Product Line | Prime - Site | Reliant | Prime - Other | Plus | TFL | Not Enrolled | Total |
| Special Programs | 636 | 21 | 30 | | 1 | 8 | 696 |
| Emergency Room | 1 | | | | | | 1 |
| General Surgery | 1 | | | | | | 1 |
| IM Subspecialty | 13 | | | | | | 13 |
| OB/GYN | 3 | | | | | | 3 |
| Optometry | 1 | | | | | | 1 |
| Orthopedics | 48 | | 1 | | | | 49 |
| Primary Care | 4,631 | 74 | 73 | | 93 | 81 | 4,952 |
| Surg Subspecialty | | | | | | 1 | 1 |
| Other | 19 | | | | | 1 | 20 |
| Total | 5,353 | 95 | 104 | 0 | 96 | 89 | 5,737 |

| 6034 TROOP & FAMILY MED CL-BRAGG | | | | | | | |
|----------------------------------|--------------|-----------|---------------|----------|------------|--------------|--------------|
| FY 2018 RADIOLOGY SERVICES | | | | | | | |
| Ordering Product Line | Prime - Site | Reliant | Prime - Other | Plus | TFL | Not Enrolled | Total |
| Special Programs | 682 | 29 | 61 | | 4 | 4 | 780 |
| Dermatology | 1 | | | | | | 1 |
| Emergency Room | 2 | | | | | | 2 |
| IM Subspecialty | 14 | | | | 2 | | 16 |
| Orthopedics | 86 | 1 | 2 | | | | 89 |
| Otolaryngology | 2 | | | | | | 2 |
| Primary Care | 3,293 | 44 | 76 | 2 | 99 | 44 | 3,558 |
| Surg Subspecialty | 2 | | | | | 1 | 3 |
| Other | 17 | | | | | 1 | 18 |
| Total | 4,099 | 74 | 139 | 2 | 107 | 48 | 4,469 |

¹ Source: M2 Radiology Detail, includes both Technical and Professional services. Prime-Site defined as Enrollment Site Parent equal to Tmt Parent. Ordering Product Line based on Ordering MEPRS Code.

AMC Womack – Direct Care Radiology¹ Services by Ordering Product Line and Enrollment Category

| 7143 ROBINSON CLINIC-BRAGG | | | | | | | |
|----------------------------|--------------|------------|---------------|----------|------------|--------------|---------------|
| FY 2017 RADIOLOGY SERVICES | | | | | | | |
| Ordering Product Line | Prime - Site | Reliant | Prime - Other | Plus | TFL | Not Enrolled | Total |
| Special Programs | 309 | 19 | 5 | | | 2 | 335 |
| Dermatology | 3 | | | | | | 3 |
| Emergency Room | 6 | | | | | | 6 |
| General Surgery | 1 | | | | | | 1 |
| IM Subspecialty | 17 | | | | 1 | | 18 |
| Mental Health | 2 | | | | | | 2 |
| OB/GYN | 4 | | | | | | 4 |
| Optometry | 4 | | | | | | 4 |
| Orthopedics | 139 | 8 | 1 | | 1 | 1 | 150 |
| Otolaryngology | 2 | | | | | | 2 |
| Primary Care | 9,212 | 504 | 173 | 5 | 251 | 57 | 10,202 |
| Surg Subspecialty | 2 | | | | | | 2 |
| Other | 72 | 1 | 4 | | | 1 | 78 |
| Total | 9,773 | 532 | 183 | 5 | 253 | 61 | 10,807 |

| 7143 ROBINSON CLINIC-BRAGG | | | | | | | |
|----------------------------|--------------|--------------|---------------|----------|------------|--------------|---------------|
| FY 2018 RADIOLOGY SERVICES | | | | | | | |
| Ordering Product Line | Prime - Site | Reliant | Prime - Other | Plus | TFL | Not Enrolled | Total |
| Inpatient | 1 | | | | | | 1 |
| Special Programs | 545 | 11 | 13 | | | 4 | 573 |
| Dermatology | 1 | | | | 1 | | 2 |
| Emergency Room | 10 | 3 | | | | | 13 |
| General Surgery | 3 | | | | | | 3 |
| IM Subspecialty | 22 | | | | | | 22 |
| Mental Health | 5 | | 1 | | | | 6 |
| OB/GYN | 2 | 1 | | | | | 3 |
| Optometry | 2 | | | | | | 2 |
| Orthopedics | 174 | 12 | 7 | | 3 | | 196 |
| Otolaryngology | 1 | | | | | | 1 |
| Primary Care | 8,768 | 993 | 366 | 1 | 330 | 28 | 10,486 |
| Surg Subspecialty | 4 | | | | | | 4 |
| Other | 26 | 2 | 4 | | | | 32 |
| Total | 9,564 | 1,022 | 391 | 1 | 334 | 32 | 11,344 |

¹ Source: M2 Radiology Detail, includes both Technical and Professional services. Prime-Site defined as Enrollment Site Parent equal to Tmt Parent. Ordering Product Line based on Ordering MEPRS Code.

AMC Womack – Direct Care Radiology¹ Services by Ordering Product Line and Enrollment Category

| 7286 JOEL CLINIC-BRAGG | | | | | | | |
|----------------------------|--------------|-----------|---------------|----------|------------|--------------|--------------|
| FY 2017 RADIOLOGY SERVICES | | | | | | | |
| Ordering Product Line | Prime - Site | Reliant | Prime - Other | Plus | TFL | Not Enrolled | Total |
| Inpatient | 1 | | | | | | 1 |
| Special Programs | 283 | 13 | 44 | | | | 340 |
| Dermatology | 1 | | | | | | 1 |
| Emergency Room | | | | | 1 | | 1 |
| IM Subspecialty | 2 | 1 | | | | | 3 |
| Optometry | | | 1 | | | | 1 |
| Orthopedics | 10 | | | | | | 10 |
| Otolaryngology | 1 | | | | | | 1 |
| Primary Care | 3,294 | 68 | 84 | 1 | 489 | 48 | 3,984 |
| Other | 15 | 2 | | | | | 17 |
| Total | 3,607 | 84 | 129 | 1 | 490 | 48 | 4,359 |

| 7286 JOEL CLINIC-BRAGG | | | | | | | |
|----------------------------|--------------|------------|---------------|----------|------------|--------------|--------------|
| FY 2018 RADIOLOGY SERVICES | | | | | | | |
| Ordering Product Line | Prime - Site | Reliant | Prime - Other | Plus | TFL | Not Enrolled | Total |
| Special Programs | 193 | 24 | 35 | | | | 252 |
| Dermatology | 1 | | | | | | 1 |
| General Surgery | 1 | | | | | | 1 |
| IM Subspecialty | 3 | | | | | | 3 |
| OB/GYN | 1 | | | | | | 1 |
| Optometry | 1 | | | | | | 1 |
| Orthopedics | 27 | 1 | | | | | 28 |
| Otolaryngology | 1 | | | | | | 1 |
| Primary Care | 2,834 | 135 | 114 | | 454 | 48 | 3,585 |
| Surg Subspecialty | 1 | | | | | | 1 |
| Other | 9 | | | | | | 9 |
| Total | 3,072 | 160 | 149 | 0 | 454 | 48 | 3,883 |

¹ Source: M2 Radiology Detail, includes both Technical and Professional services. Prime-Site defined as Enrollment Site Parent equal to Tmt Parent. Ordering Product Line based on Ordering MEPRS Code.

AMC Womack – Direct Care Radiology¹ Services by Ordering Product Line and Enrollment Category

| 7294 CLARK CLINIC-BRAGG | | | | | | | |
|----------------------------|--------------|------------|---------------|----------|------------|--------------|--------------|
| FY 2017 RADIOLOGY SERVICES | | | | | | | |
| Ordering Product Line | Prime - Site | Reliant | Prime - Other | Plus | TFL | Not Enrolled | Total |
| Special Programs | 1,680 | 290 | 74 | | 8 | 12 | 2,064 |
| Emergency Room | 8 | | | | 1 | | 9 |
| General Surgery | 1 | | | | | | 1 |
| IM Subspecialty | 14 | | | | | 1 | 15 |
| Optometry | 2 | | | | | | 2 |
| Orthopedics | 26 | 2 | 1 | | | | 29 |
| Primary Care | 6,859 | 198 | 153 | | 132 | 75 | 7,417 |
| Surg Subspecialty | 3 | | | | | | 3 |
| Other | 55 | | | | | 2 | 57 |
| Total | 8,648 | 490 | 228 | 0 | 141 | 90 | 9,597 |

| 7294 CLARK CLINIC-BRAGG | | | | | | | |
|----------------------------|--------------|------------|---------------|----------|------------|--------------|--------------|
| FY 2018 RADIOLOGY SERVICES | | | | | | | |
| Ordering Product Line | Prime - Site | Reliant | Prime - Other | Plus | TFL | Not Enrolled | Total |
| Special Programs | 2,019 | 557 | 118 | | 2 | 31 | 2,727 |
| Dermatology | 2 | | | | | | 2 |
| Emergency Room | 22 | 2 | 1 | | | | 25 |
| General Surgery | 2 | | | | | | 2 |
| IM Subspecialty | 20 | | | | 1 | | 21 |
| OB/GYN | 3 | | | | | | 3 |
| Optometry | 1 | | | | | | 1 |
| Orthopedics | 192 | 2 | | | 4 | | 198 |
| Otolaryngology | 2 | | | | | | 2 |
| Primary Care | 5,539 | 264 | 170 | 2 | 126 | 78 | 6,179 |
| Surg Subspecialty | 3 | | | | 1 | | 4 |
| Other | 80 | | | | | | 80 |
| Total | 7,885 | 825 | 289 | 2 | 134 | 109 | 9,244 |

¹ Source: M2 Radiology Detail, includes both Technical and Professional services. Prime-Site defined as Enrollment Site Parent equal to Tmt Parent. Ordering Product Line based on Ordering MEPRS Code.

AMC Womack – FY18 Direct Care Top 20 Radiology Procedures¹ by Number of Services and Cost/Svc

| 0089 AMC WOMACK-BRAGG | | | | | | |
|---------------------------------------|--------------------------------|-----------|-----------|--------------|---------|------------|
| TOP 20 RADIOLOGY PROCEDURES BY VOLUME | | | | | | |
| Procedure Code | Description | FY 2018 | | | | |
| | | # of Svcs | Total RVU | Full Cost | Avg RVU | Cost / Svc |
| 71020 | RAD EXM,CHEST,2,FRONTAL & LAT; | 17,465 | 6,502.26 | \$ 312,283 | 0.37 | \$ 17.88 |
| 73630 | RAD EXM,FOOT;COMP, MIN 3 VIEWS | 13,640 | 5,070.94 | \$ 243,461 | 0.37 | \$ 17.85 |
| 71046 | RADIOLOGIC EXAM,CHEST;2 VIEWS | 12,741 | 5,100.78 | \$ 244,965 | 0.40 | \$ 19.23 |
| 77067 | SCRN MAMMOG,BILAT,CAD WHN PERF | 9,957 | 18,959.39 | \$ 910,446 | 1.90 | \$ 91.44 |
| 73610 | RAD EXAM,ANK;COMP,MIN 3 VIEWS | 9,382 | 3,741.87 | \$ 179,648 | 0.40 | \$ 19.15 |
| 73560 | RADIOLOGIC EXAM,KNEE;1/2 VIEWS | 9,109 | 3,675.35 | \$ 176,457 | 0.40 | \$ 19.37 |
| 72100 | RAD EXM,SPINE,LUMBO; 2/3 VIEWS | 9,022 | 3,945.52 | \$ 189,475 | 0.44 | \$ 21.00 |
| 76705 | US,ABDM,REAL TME W IMG DOC;LTD | 8,201 | 10,528.88 | \$ 505,632 | 1.28 | \$ 61.65 |
| 73030 | RAD EXM,SHLDR;COMP,MIN 2 VIEW | 8,035 | 2,936.51 | \$ 141,033 | 0.37 | \$ 17.55 |
| 70450 | CT HEAD/BRAIN W/O CONTST MATRL | 7,706 | 12,406.66 | \$ 595,751 | 1.61 | \$ 77.31 |
| 73130 | RAD EXAM, HAND; MIN OF 3 VIEWS | 7,420 | 3,030.77 | \$ 145,509 | 0.41 | \$ 19.61 |
| 73721 | MRI,JNT,LOW EXT;WO CNTRST MAT | 7,276 | 24,081.82 | \$ 1,156,427 | 3.31 | \$ 158.94 |
| 76856 | US,PELV,REAL TME W IMG DOC;CMP | 7,105 | 10,977.83 | \$ 527,149 | 1.55 | \$ 74.19 |
| 76830 | US EXAM, TRANSVAGINAL | 7,001 | 12,007.48 | \$ 576,604 | 1.72 | \$ 82.36 |
| 77065 | DX MAMMOG,CAD WHEN PERF;UNILAT | 5,936 | 11,137.07 | \$ 534,787 | 1.88 | \$ 90.09 |
| 74177 | CT,ABDOM & PELV;W CONTRAST MAT | 5,895 | 25,652.92 | \$ 1,231,841 | 4.35 | \$ 208.96 |
| 73110 | RAD EXM,WRIST;COMP,MIN 3 VIEWS | 5,853 | 2,625.19 | \$ 126,034 | 0.45 | \$ 21.53 |
| 72148 | MAGNETIC IMAGE, LUMBAR SPINE | 5,344 | 16,719.74 | \$ 802,868 | 3.13 | \$ 150.24 |
| 76801 | ULTRASOUND 1ST TRI SINGLE | 4,746 | 8,186.85 | \$ 393,135 | 1.73 | \$ 82.84 |
| 76641 | ULTRASD,BREAST,UNILAT,IMG;COMP | 4,552 | 6,845.24 | \$ 328,708 | 1.50 | \$ 72.21 |

| 0089 AMC WOMACK-BRAGG | | | | | | |
|---|---------------------------------|-----------|-----------|------------|---------|------------|
| TOP 20 RADIOLOGY PROCEDURES BY COST/SVC | | | | | | |
| Procedure Code | Description | FY 2018 | | | | |
| | | # of Svcs | Total RVU | Full Cost | Avg RVU | Cost / Svc |
| 50433 | PLAC,NEPHROURET,CATH,PERC,NEW | 2 | 29.58 | \$ 1,420 | 14.79 | \$ 710.22 |
| 75894 | X-RAYS, TRANSCATH THERAPY | 24 | 329.40 | \$ 15,818 | 13.73 | \$ 659.08 |
| 49405 | IMG,FLD COLL DRN,CATH;VIS,PERC | 4 | 45.24 | \$ 2,172 | 11.31 | \$ 543.11 |
| 19083 | BX,BREAST,LOC DEV;1ST,ULTRASND | 1,050 | 9,842.25 | \$ 472,622 | 9.37 | \$ 450.12 |
| 78804 | TUMOR IMAGING, WHOLE BODY | 6 | 49.41 | \$ 2,373 | 8.24 | \$ 395.45 |
| 71552 | MAG RES IMAG,CHEST;WO CONT MAT | 16 | 129.95 | \$ 6,240 | 8.12 | \$ 390.01 |
| 77058 | MRI,BREAST,WVVO CONTRST; UNILAT | 30 | 228.05 | \$ 10,951 | 7.60 | \$ 365.03 |
| 50200 | BPSY,RENAL PERQ,TROCAR/NEEDLE | 12 | 90.10 | \$ 4,327 | 7.51 | \$ 360.55 |
| 20225 | BONE BIOPSY, TROCAR/NEEDLE | 8 | 58.39 | \$ 2,804 | 7.30 | \$ 350.49 |
| 70549 | MAG RES ANG,NECK;WO,W CONT MAT | 2 | 14.11 | \$ 678 | 7.06 | \$ 338.78 |
| 73220 | MRI UPPR EXTREMITY W/O&W DYE | 20 | 140.00 | \$ 6,723 | 7.00 | \$ 336.14 |
| 78452 | MYOCARD PERF IMAG,SPECT;MULTI | 938 | 6,444.05 | \$ 309,441 | 6.87 | \$ 329.89 |
| 73223 | MRI JOINT UPR EXTR W/O&W DYE | 14 | 92.27 | \$ 4,431 | 6.59 | \$ 316.49 |
| 78075 | ADRENAL NUCLEAR IMAGING | 2 | 13.18 | \$ 633 | 6.59 | \$ 316.45 |
| 73723 | MAG RES IM,ANY JT,LW EXT;WO CM | 28 | 184.23 | \$ 8,847 | 6.58 | \$ 315.95 |
| 78227 | HEPATO SYS IMG,INC GB;PHRM INT | 356 | 2,323.27 | \$ 111,563 | 6.53 | \$ 313.38 |
| 74183 | MAG RES IM,ABDOMEN;WO,W CON MT | 154 | 964.15 | \$ 46,298 | 6.26 | \$ 300.64 |
| 72197 | MAG RES IMG,PELV;WO,W CONT MAT | 214 | 1,326.04 | \$ 63,677 | 6.20 | \$ 297.55 |
| 73720 | MRI LWR EXTREMITY W/O&W DYE | 54 | 334.35 | \$ 16,056 | 6.19 | \$ 297.32 |
| 75635 | CT ANGIO,ABD AORT & BILAT ILIO | 104 | 616.32 | \$ 29,596 | 5.93 | \$ 284.57 |

¹ Source: M2 Radiology Detail, includes both Technical and Professional services.

AMC Womack – FY18 Direct Care Top 20 Radiology Procedures¹ by Number of Services and Cost/Svc

| 6034 TROOP & FAMILY MED CL-BRAGG | | | | | | |
|---------------------------------------|--------------------------------|-----------|-----------|-----------|---------|------------|
| TOP 20 RADIOLOGY PROCEDURES BY VOLUME | | | | | | |
| Procedure Code | Description | FY 2018 | | | | |
| | | # of Svcs | Total RVU | Full Cost | Avg RVU | Cost / Svc |
| 71020 | RAD EXM,CHEST,2,FRONTAL & LAT; | 471 | 221.37 | \$ 10,630 | 0.47 | \$ 22.57 |
| 71046 | RADIOLOGIC EXAM,CHEST;2 VIEWS | 395 | 213.30 | \$ 10,242 | 0.54 | \$ 25.93 |
| 73030 | RAD EXM,SHLDR;COMP,MIN 2 VIEW | 365 | 199.69 | \$ 9,589 | 0.55 | \$ 26.27 |
| 73630 | RAD EXM,FOOT;COMP, MIN 3 VIEWS | 353 | 203.74 | \$ 9,783 | 0.58 | \$ 27.71 |
| 72100 | RAD EXM,SPINE,LUMBO; 2/3 VIEWS | 311 | 205.26 | \$ 9,856 | 0.66 | \$ 31.69 |
| 73562 | RADIOLOGIC EXAM, KNEE; 3 VIEWS | 311 | 227.03 | \$ 10,901 | 0.73 | \$ 35.05 |
| 73610 | RAD EXAM,ANK;COMP,MIN 3 VIEWS | 210 | 132.30 | \$ 6,353 | 0.63 | \$ 30.25 |
| 73560 | RADIOLOGIC EXAM,KNEE;1/2 VIEWS | 189 | 118.54 | \$ 5,692 | 0.63 | \$ 30.12 |
| 72050 | RAD EXAM,SPINE,CERV; 4/5 VIEWS | 176 | 144.32 | \$ 6,931 | 0.82 | \$ 39.38 |
| 73130 | RAD EXAM, HAND; MIN OF 3 VIEWS | 149 | 93.71 | \$ 4,500 | 0.63 | \$ 30.20 |
| 72110 | RAD EXM,SPINE,LUMBO;MIN 4 VIEW | 142 | 130.64 | \$ 6,274 | 0.92 | \$ 44.18 |
| 73110 | RAD EXM,WRIST;COMP,MIN 3 VIEWS | 137 | 100.40 | \$ 4,821 | 0.73 | \$ 35.19 |
| 73502 | RAD EXAM,HIP,UNILAT;2-3 VIEWS | 115 | 96.60 | \$ 4,639 | 0.84 | \$ 40.34 |
| 73590 | RAD EXM;TIBIA & FIBULA,2 VIEWS | 100 | 56.00 | \$ 2,689 | 0.56 | \$ 26.89 |
| 74022 | RADIO EXAM ABDM,SNGL VIEW CHST | 88 | 69.52 | \$ 3,339 | 0.79 | \$ 37.94 |
| 72072 | RAD EXM,SPINE;THORACIC,3 VIEWS | 78 | 51.32 | \$ 2,464 | 0.66 | \$ 31.59 |
| 73140 | RAD EXAM,FINGER(S),MIN 2 VIEWS | 74 | 51.32 | \$ 2,464 | 0.69 | \$ 33.30 |
| 73523 | RAD EXM,HIPS,BILAT;MIN,5 VIEWS | 68 | 76.84 | \$ 3,690 | 1.13 | \$ 54.26 |
| 72040 | RADLOG EXM,SPIN,CERV;2/3 VIEWS | 67 | 40.68 | \$ 1,953 | 0.61 | \$ 29.15 |
| 72081 | RAD EXM,SP,THOR&LUMB;ONE VIEW | 65 | 45.64 | \$ 2,191 | 0.70 | \$ 33.71 |

| 6034 TROOP & FAMILY MED CL-BRAGG | | | | | | |
|---|--------------------------------|-----------|-----------|-----------|---------|------------|
| TOP 20 RADIOLOGY PROCEDURES BY COST/SVC | | | | | | |
| Procedure Code | Description | FY 2018 | | | | |
| | | # of Svcs | Total RVU | Full Cost | Avg RVU | Cost / Svc |
| 73523 | RAD EXM,HIPS,BILAT;MIN,5 VIEWS | 68 | 76.84 | \$ 3,690 | 1.13 | \$ 54.26 |
| 70330 | X-RAY EXAM OF JAW JOINTS | 3 | 2.91 | \$ 140 | 0.97 | \$ 46.58 |
| 72110 | RAD EXM,SPINE,LUMBO;MIN 4 VIEW | 142 | 130.64 | \$ 6,274 | 0.92 | \$ 44.18 |
| 71111 | RAD EXM,RIB,BILAT;POSTER,MIN 4 | 6 | 5.16 | \$ 248 | 0.86 | \$ 41.30 |
| 73502 | RAD EXAM,HIP,UNILAT;2-3 VIEWS | 115 | 96.60 | \$ 4,639 | 0.84 | \$ 40.34 |
| 72050 | RAD EXAM,SPINE,CERV; 4/5 VIEWS | 176 | 144.32 | \$ 6,931 | 0.82 | \$ 39.38 |
| 74022 | RADIO EXAM ABDM,SNGL VIEW CHST | 88 | 69.52 | \$ 3,339 | 0.79 | \$ 37.94 |
| 73564 | RAD EXAM, KNEE; COMP, 4+ VIEWS | 1 | 0.79 | \$ 38 | 0.79 | \$ 37.94 |
| 70150 | RAD EXM,FACE BONES;COMP, MIN 3 | 2 | 1.56 | \$ 75 | 0.78 | \$ 37.46 |
| 70200 | RAD EXM;ORBITS,COMP,MIN 4 VIEW | 2 | 1.56 | \$ 75 | 0.78 | \$ 37.46 |
| 70260 | RAD EXM,SKULL;COMP,MIN 4 VIEWS | 7 | 5.46 | \$ 262 | 0.78 | \$ 37.46 |
| 73565 | X-RAY EXAM OF KNEES | 22 | 16.50 | \$ 792 | 0.75 | \$ 36.02 |
| 73110 | RAD EXM,WRIST;COMP,MIN 3 VIEWS | 137 | 100.40 | \$ 4,821 | 0.73 | \$ 35.19 |
| 73562 | RADIOLOGIC EXAM, KNEE; 3 VIEWS | 311 | 227.03 | \$ 10,901 | 0.73 | \$ 35.05 |
| 72081 | RAD EXM,SP,THOR&LUMB;ONE VIEW | 65 | 45.64 | \$ 2,191 | 0.70 | \$ 33.71 |
| 73050 | X-RAY EXAM OF SHOULDERS | 18 | 12.56 | \$ 603 | 0.70 | \$ 33.50 |
| 73140 | RAD EXAM,FINGER(S),MIN 2 VIEWS | 74 | 51.32 | \$ 2,464 | 0.69 | \$ 33.30 |
| 70220 | RAD EXM,SIN,PARANAS,COMP,MIN 3 | 8 | 5.52 | \$ 265 | 0.69 | \$ 33.13 |
| 71047 | RADIOLOGIC EXAM,CHEST;3 VIEWS | 1 | 0.69 | \$ 33 | 0.69 | \$ 33.13 |
| 71130 | RAD EXM;STERNOCLAVICULAR,MIN 3 | 1 | 0.69 | \$ 33 | 0.69 | \$ 33.13 |

¹ Source: M2 Radiology Detail, includes both Technical and Professional services.

AMC Womack – FY18 Direct Care Top 20 Radiology Procedures¹ by Number of Services and Cost/Svc

| 7143 ROBINSON CLINIC-BRAGG | | | | | | |
|---------------------------------------|--------------------------------|-----------|-----------|-----------|---------|------------|
| TOP 20 RADIOLOGY PROCEDURES BY VOLUME | | | | | | |
| Procedure Code | Description | FY 2018 | | | | |
| | | # of Svcs | Total RVU | Full Cost | Avg RVU | Cost / Svc |
| 72100 | RAD EXM,SPINE,LUMBO; 2/3 VIEWS | 1,081 | 713.46 | \$ 34,257 | 0.66 | \$ 31.69 |
| 71020 | RAD EXM,CHEST,2,FRONTAL & LAT; | 1,055 | 495.85 | \$ 23,811 | 0.47 | \$ 22.57 |
| 73630 | RAD EXM,FOOT;COMP, MIN 3 VIEWS | 1,012 | 584.58 | \$ 28,070 | 0.58 | \$ 27.74 |
| 73562 | RADIOLOGIC EXAM, KNEE; 3 VIEWS | 855 | 624.15 | \$ 29,968 | 0.73 | \$ 35.05 |
| 73610 | RAD EXAM,ANK;COMP,MIN 3 VIEWS | 767 | 483.21 | \$ 23,202 | 0.63 | \$ 30.25 |
| 71046 | RADIOLOGIC EXAM,CHEST;2 VIEWS | 765 | 413.10 | \$ 19,836 | 0.54 | \$ 25.93 |
| 73030 | RAD EXM,SHLDR;COMP,MIN 2 VIEW | 744 | 407.60 | \$ 19,572 | 0.55 | \$ 26.31 |
| 73560 | RADIOLOGIC EXAM,KNEE;1/2 VIEWS | 504 | 316.40 | \$ 15,192 | 0.63 | \$ 30.14 |
| 73130 | RAD EXAM, HAND; MIN OF 3 VIEWS | 477 | 301.98 | \$ 14,500 | 0.63 | \$ 30.40 |
| 72110 | RAD EXM,SPINE,LUMBO;MIN 4 VIEW | 445 | 409.40 | \$ 19,660 | 0.92 | \$ 44.18 |
| 73590 | RAD EXM;TIBIA & FIBULA,2 VIEWS | 356 | 199.36 | \$ 9,573 | 0.56 | \$ 26.89 |
| 73110 | RAD EXM,WRIST;COMP,MIN 3 VIEWS | 331 | 242.37 | \$ 11,637 | 0.73 | \$ 35.16 |
| 72050 | RAD EXAM,SPINE,CERV; 4/5 VIEWS | 326 | 267.32 | \$ 12,838 | 0.82 | \$ 39.38 |
| 73502 | RAD EXAM,HIP,UNILAT;2-3 VIEWS | 326 | 273.84 | \$ 13,151 | 0.84 | \$ 40.34 |
| 72072 | RAD EXM,SPINE,THORACIC,3 VIEWS | 243 | 159.72 | \$ 7,669 | 0.66 | \$ 31.56 |
| 72040 | RADLOG EXM,SPIN,CERV;2/3 VIEWS | 203 | 123.35 | \$ 5,923 | 0.61 | \$ 29.18 |
| 72220 | RAD EXM,SAC & COCC,MIN 2 VIEW | 157 | 84.37 | \$ 4,051 | 0.54 | \$ 25.80 |
| 73140 | RAD EXAM,FINGER(S),MIN 2 VIEWS | 146 | 101.26 | \$ 4,862 | 0.69 | \$ 33.30 |
| 73523 | RAD EXM,HIPS,BILAT;MIN,5 VIEWS | 133 | 150.29 | \$ 7,217 | 1.13 | \$ 54.26 |
| 73070 | RADIOLOGIC EXAM,ELBOW; 2 VIEWS | 129 | 68.37 | \$ 3,283 | 0.53 | \$ 25.45 |

| 7143 ROBINSON CLINIC-BRAGG | | | | | | |
|---|--------------------------------|-----------|-----------|-----------|---------|------------|
| TOP 20 RADIOLOGY PROCEDURES BY COST/SVC | | | | | | |
| Procedure Code | Description | FY 2018 | | | | |
| | | # of Svcs | Total RVU | Full Cost | Avg RVU | Cost / Svc |
| 73523 | RAD EXM,HIPS,BILAT;MIN,5 VIEWS | 133 | 150.29 | \$ 7,217 | 1.13 | \$ 54.26 |
| 70330 | X-RAY EXAM OF JAW JOINTS | 9 | 8.75 | \$ 420 | 0.97 | \$ 46.69 |
| 72110 | RAD EXM,SPINE,LUMBO;MIN 4 VIEW | 445 | 409.40 | \$ 19,660 | 0.92 | \$ 44.18 |
| 71111 | RAD EXM,RIB,BILAT;POSTER,MIN 4 | 14 | 12.05 | \$ 579 | 0.86 | \$ 41.33 |
| 73502 | RAD EXAM,HIP,UNILAT;2-3 VIEWS | 326 | 273.84 | \$ 13,151 | 0.84 | \$ 40.34 |
| 72050 | RAD EXAM,SPINE,CERV; 4/5 VIEWS | 326 | 267.32 | \$ 12,838 | 0.82 | \$ 39.38 |
| 73564 | RAD EXAM, KNEE; COMP, 4+ VIEWS | 3 | 2.37 | \$ 114 | 0.79 | \$ 37.94 |
| 74022 | RADIO EXAM ABDM,SNGL VIEW CHST | 80 | 63.20 | \$ 3,035 | 0.79 | \$ 37.94 |
| 70150 | RAD EXM,FACE BONES;COMP, MIN 3 | 7 | 5.46 | \$ 262 | 0.78 | \$ 37.46 |
| 70200 | RAD EXM;ORBITS,COMP,MIN 4 VIEW | 9 | 7.02 | \$ 337 | 0.78 | \$ 37.46 |
| 70260 | RAD EXM,SKULL;COMP,MIN 4 VIEWS | 8 | 6.24 | \$ 300 | 0.78 | \$ 37.46 |
| 72190 | RAD EXAM,PELV;COMP,MIN 3 VIEWS | 5 | 3.75 | \$ 180 | 0.75 | \$ 36.02 |
| 73565 | X-RAY EXAM OF KNEES | 82 | 61.50 | \$ 2,954 | 0.75 | \$ 36.02 |
| 73110 | RAD EXM,WRIST;COMP,MIN 3 VIEWS | 331 | 242.37 | \$ 11,637 | 0.73 | \$ 35.16 |
| 73562 | RADIOLOGIC EXAM, KNEE; 3 VIEWS | 855 | 624.15 | \$ 29,968 | 0.73 | \$ 35.05 |
| 71048 | RADIOLOG EXAM,CHEST;4/+ VIEWS | 1 | 0.71 | \$ 34 | 0.71 | \$ 34.09 |
| 72081 | RAD EXM,SP,THOR&LUMB;ONE VIEW | 74 | 51.96 | \$ 2,495 | 0.70 | \$ 33.71 |
| 70110 | RAD EXM,MANDIB;COMP,MIN 4 VIEW | 5 | 3.50 | \$ 168 | 0.70 | \$ 33.61 |
| 73050 | X-RAY EXAM OF SHOULDERS | 65 | 45.36 | \$ 2,178 | 0.70 | \$ 33.51 |
| 73140 | RAD EXAM,FINGER(S),MIN 2 VIEWS | 146 | 101.26 | \$ 4,862 | 0.69 | \$ 33.30 |

¹ Source: M2 Radiology Detail, includes both Technical and Professional services.

AMC Womack – FY18 Direct Care Top 20 Radiology Procedures¹ by Number of Services and Cost/Svc

| 7286 JOEL CLINIC-BRAGG | | | | | | |
|---------------------------------------|--------------------------------|-----------|-----------|-----------|---------|------------|
| TOP 20 RADIOLOGY PROCEDURES BY VOLUME | | | | | | |
| Procedure Code | Description | FY 2018 | | | | |
| | | # of Svcs | Total RVU | Full Cost | Avg RVU | Cost / Svc |
| 73630 | RAD EXM,FOOT;COMP, MIN 3 VIEWS | 343 | 198.15 | \$ 9,515 | 0.58 | \$ 27.74 |
| 71020 | RAD EXM,CHEST,2,FRONTAL & LAT; | 320 | 150.40 | \$ 7,222 | 0.47 | \$ 22.57 |
| 73562 | RADIOLOGIC EXAM, KNEE; 3 VIEWS | 310 | 226.30 | \$ 10,866 | 0.73 | \$ 35.05 |
| 73030 | RAD EXM,SHLDR;COMP,MIN 2 VIEW | 295 | 161.46 | \$ 7,753 | 0.55 | \$ 26.28 |
| 71046 | RADIOLOGIC EXAM,CHEST;2 VIEWS | 282 | 152.28 | \$ 7,312 | 0.54 | \$ 25.93 |
| 72110 | RAD EXM,SPINE,LUMBO;MIN 4 VIEW | 237 | 218.04 | \$ 10,471 | 0.92 | \$ 44.18 |
| 72100 | RAD EXM,SPINE,LUMBO; 2/3 VIEWS | 223 | 147.18 | \$ 7,067 | 0.66 | \$ 31.69 |
| 73610 | RAD EXAM,ANK;COMP,MIN 3 VIEWS | 186 | 117.18 | \$ 5,627 | 0.63 | \$ 30.25 |
| 72050 | RAD EXAM,SPINE,CERV; 4/5 VIEWS | 146 | 119.72 | \$ 5,749 | 0.82 | \$ 39.38 |
| 73502 | RAD EXAM,HIP,UNILAT;2-3 VIEWS | 126 | 105.84 | \$ 5,083 | 0.84 | \$ 40.34 |
| 73110 | RAD EXM,WRIST;COMP,MIN 3 VIEWS | 122 | 89.37 | \$ 4,291 | 0.73 | \$ 35.17 |
| 73560 | RADIOLOGIC EXAM,KNEE;1/2 VIEWS | 122 | 76.48 | \$ 3,672 | 0.63 | \$ 30.10 |
| 73130 | RAD EXAM, HAND; MIN OF 3 VIEWS | 121 | 76.57 | \$ 3,677 | 0.63 | \$ 30.38 |
| 73590 | RAD EXM;TIBIA & FIBULA,2 VIEWS | 110 | 61.60 | \$ 2,958 | 0.56 | \$ 26.89 |
| 72072 | RAD EXM,SPINE;THORACIC,3 VIEWS | 82 | 53.89 | \$ 2,588 | 0.66 | \$ 31.56 |
| 72040 | RADLOG EXM,SPIN,CERV;2/3 VIEWS | 77 | 46.78 | \$ 2,246 | 0.61 | \$ 29.17 |
| 72081 | RAD EXM,SP,THOR&LUMB;ONE VIEW | 72 | 50.63 | \$ 2,431 | 0.70 | \$ 33.76 |
| 73140 | RAD EXAM,FINGER(S),MIN 2 VIEWS | 65 | 45.12 | \$ 2,166 | 0.69 | \$ 33.33 |
| 73523 | RAD EXM,HIPS,BILAT;MIN,5 VIEWS | 58 | 65.54 | \$ 3,147 | 1.13 | \$ 54.26 |
| 74020 | X-RAY EXAM OF ABDOMEN | 48 | 31.68 | \$ 1,521 | 0.66 | \$ 31.69 |

| 7286 JOEL CLINIC-BRAGG | | | | | | |
|---|--------------------------------|-----------|-----------|-----------|---------|------------|
| TOP 20 RADIOLOGY PROCEDURES BY COST/SVC | | | | | | |
| Procedure Code | Description | FY 2018 | | | | |
| | | # of Svcs | Total RVU | Full Cost | Avg RVU | Cost / Svc |
| 73523 | RAD EXM,HIPS,BILAT;MIN,5 VIEWS | 58 | 65.54 | \$ 3,147 | 1.13 | \$ 54.26 |
| 70330 | X-RAY EXAM OF JAW JOINTS | 4 | 3.88 | \$ 186 | 0.97 | \$ 46.58 |
| 72110 | RAD EXM,SPINE,LUMBO;MIN 4 VIEW | 237 | 218.04 | \$ 10,471 | 0.92 | \$ 44.18 |
| 71111 | RAD EXM,RIB,BILAT;POSTER,MIN 4 | 5 | 4.28 | \$ 206 | 0.86 | \$ 41.11 |
| 73502 | RAD EXAM,HIP,UNILAT;2-3 VIEWS | 126 | 105.84 | \$ 5,083 | 0.84 | \$ 40.34 |
| 72050 | RAD EXAM,SPINE,CERV; 4/5 VIEWS | 146 | 119.72 | \$ 5,749 | 0.82 | \$ 39.38 |
| 74022 | RADIO EXAM ABDM,SNGL VIEW CHST | 36 | 28.44 | \$ 1,366 | 0.79 | \$ 37.94 |
| 73564 | RAD EXAM, KNEE; COMP, 4+ VIEWS | 1 | 0.79 | \$ 38 | 0.79 | \$ 37.94 |
| 70150 | RAD EXM,FACE BONES;COMP, MIN 3 | 3 | 2.34 | \$ 112 | 0.78 | \$ 37.46 |
| 70200 | RAD EXM;ORBITS,COMP,MIN 4 VIEW | 2 | 1.56 | \$ 75 | 0.78 | \$ 37.46 |
| 70260 | RAD EXM,SKULL;COMP,MIN 4 VIEWS | 3 | 2.34 | \$ 112 | 0.78 | \$ 37.46 |
| 73565 | X-RAY EXAM OF KNEES | 14 | 10.50 | \$ 504 | 0.75 | \$ 36.02 |
| 73110 | RAD EXM,WRIST;COMP,MIN 3 VIEWS | 122 | 89.37 | \$ 4,291 | 0.73 | \$ 35.17 |
| 73562 | RADIOLOGIC EXAM, KNEE; 3 VIEWS | 310 | 226.30 | \$ 10,866 | 0.73 | \$ 35.05 |
| 72081 | RAD EXM,SP,THOR&LUMB;ONE VIEW | 72 | 50.63 | \$ 2,431 | 0.70 | \$ 33.76 |
| 70110 | RAD EXM,MANDIB;COMP,MIN 4 VIEW | 5 | 3.50 | \$ 168 | 0.70 | \$ 33.61 |
| 73050 | X-RAY EXAM OF SHOULDERS | 28 | 19.47 | \$ 935 | 0.70 | \$ 33.39 |
| 73140 | RAD EXAM,FINGER(S),MIN 2 VIEWS | 65 | 45.12 | \$ 2,166 | 0.69 | \$ 33.33 |
| 70220 | RAD EXM,SIN,PARANAS,COMP,MIN 3 | 9 | 6.21 | \$ 298 | 0.69 | \$ 33.13 |
| 71022 | RAD EXM,CHEST,FRON&LAT;OBLIQUE | 2 | 1.38 | \$ 66 | 0.69 | \$ 33.13 |

¹ Source: M2 Radiology Detail, includes both Technical and Professional services.

AMC Womack – FY18 Direct Care Top 20 Radiology Procedures¹ by Number of Services and Cost/Svc

| 7294 CLARK CLINIC-BRAGG | | | | | | |
|---------------------------------------|--------------------------------|-----------|-----------|-----------|---------|------------|
| TOP 20 RADIOLOGY PROCEDURES BY VOLUME | | | | | | |
| Procedure Code | Description | FY 2018 | | | | |
| | | # of Svcs | Total RVU | Full Cost | Avg RVU | Cost / Svc |
| 72100 | RAD EXM,SPINE,LUMBO; 2/3 VIEWS | 843 | 556.38 | \$ 26,715 | 0.66 | \$ 31.69 |
| 73630 | RAD EXM,FOOT;COMP, MIN 3 VIEWS | 799 | 461.65 | \$ 22,167 | 0.58 | \$ 27.74 |
| 71020 | RAD EXM,CHEST,2,FRONTAL & LAT; | 763 | 358.61 | \$ 17,221 | 0.47 | \$ 22.57 |
| 73030 | RAD EXM,SHLDR;COMP,MIN 2 VIEW | 739 | 404.88 | \$ 19,442 | 0.55 | \$ 26.31 |
| 73562 | RADIOLOGIC EXAM, KNEE; 3 VIEWS | 702 | 512.46 | \$ 24,605 | 0.73 | \$ 35.05 |
| 71046 | RADIOLOGIC EXAM,CHEST;2 VIEWS | 644 | 347.76 | \$ 16,699 | 0.54 | \$ 25.93 |
| 73610 | RAD EXAM,ANK;COMP,MIN 3 VIEWS | 578 | 364.14 | \$ 17,485 | 0.63 | \$ 30.25 |
| 73560 | RADIOLOGIC EXAM,KNEE;1/2 VIEWS | 343 | 215.42 | \$ 10,344 | 0.63 | \$ 30.16 |
| 73502 | RAD EXAM,HIP,UNILAT;2-3 VIEWS | 338 | 283.92 | \$ 13,635 | 0.84 | \$ 40.34 |
| 72050 | RAD EXAM,SPINE,CERV; 4/5 VIEWS | 324 | 265.68 | \$ 12,759 | 0.82 | \$ 39.38 |
| 73130 | RAD EXAM, HAND; MIN OF 3 VIEWS | 311 | 196.25 | \$ 9,423 | 0.63 | \$ 30.30 |
| 73110 | RAD EXM,WRIST;COMP,MIN 3 VIEWS | 310 | 227.12 | \$ 10,905 | 0.73 | \$ 35.18 |
| 73590 | RAD EXM;TIBIA & FIBULA,2 VIEWS | 247 | 138.32 | \$ 6,642 | 0.56 | \$ 26.89 |
| 72110 | RAD EXM,SPINE,LUMBO;MIN 4 VIEW | 205 | 188.60 | \$ 9,057 | 0.92 | \$ 44.18 |
| 72072 | RAD EXM,SPINE;THORACIC,3 VIEWS | 200 | 131.37 | \$ 6,308 | 0.66 | \$ 31.54 |
| 72040 | RADLOG EXM,SPIN,CERV;2/3 VIEWS | 182 | 110.59 | \$ 5,310 | 0.61 | \$ 29.18 |
| 71045 | RADIOLOG EXM,CHEST;SINGLE VIEW | 175 | 50.75 | \$ 2,438 | 0.29 | \$ 13.93 |
| 71010 | CHEST X-RAY | 158 | 58.46 | \$ 2,808 | 0.37 | \$ 17.77 |
| 73070 | RADIOLOGIC EXAM,ELBOW; 2 VIEWS | 127 | 67.31 | \$ 3,232 | 0.53 | \$ 25.45 |
| 73523 | RAD EXM,HIPS,BILAT;MIN,5 VIEWS | 102 | 115.26 | \$ 5,535 | 1.13 | \$ 54.26 |

| 7294 CLARK CLINIC-BRAGG | | | | | | |
|---|--------------------------------|-----------|-----------|-----------|---------|------------|
| TOP 20 RADIOLOGY PROCEDURES BY COST/SVC | | | | | | |
| Procedure Code | Description | FY 2018 | | | | |
| | | # of Svcs | Total RVU | Full Cost | Avg RVU | Cost / Svc |
| 73523 | RAD EXM,HIPS,BILAT;MIN,5 VIEWS | 102 | 115.26 | \$ 5,535 | 1.13 | \$ 54.26 |
| 70330 | X-RAY EXAM OF JAW JOINTS | 6 | 5.82 | \$ 279 | 0.97 | \$ 46.58 |
| 72110 | RAD EXM,SPINE,LUMBO;MIN 4 VIEW | 205 | 188.60 | \$ 9,057 | 0.92 | \$ 44.18 |
| 71111 | RAD EXM,RIB,BILAT;POSTER,MIN 4 | 13 | 11.20 | \$ 538 | 0.86 | \$ 41.37 |
| 73502 | RAD EXAM,HIP,UNILAT;2-3 VIEWS | 338 | 283.92 | \$ 13,635 | 0.84 | \$ 40.34 |
| 72050 | RAD EXAM,SPINE,CERV; 4/5 VIEWS | 324 | 265.68 | \$ 12,759 | 0.82 | \$ 39.38 |
| 73564 | RAD EXAM, KNEE; COMP, 4+ VIEWS | 7 | 5.53 | \$ 266 | 0.79 | \$ 37.94 |
| 74022 | RADIO EXAM ABDM,SNGL VIEW CHST | 37 | 29.23 | \$ 1,404 | 0.79 | \$ 37.94 |
| 70150 | RAD EXM,FACE BONES;COMP, MIN 3 | 1 | 0.78 | \$ 37 | 0.78 | \$ 37.46 |
| 70200 | RAD EXM;ORBITS,COMP,MIN 4 VIEW | 3 | 2.34 | \$ 112 | 0.78 | \$ 37.46 |
| 70260 | RAD EXM,SKULL;COMP,MIN 4 VIEWS | 8 | 6.24 | \$ 300 | 0.78 | \$ 37.46 |
| 72190 | RAD EXAM,PELV;COMP,MIN 3 VIEWS | 10 | 7.50 | \$ 360 | 0.75 | \$ 36.02 |
| 73565 | X-RAY EXAM OF KNEES | 95 | 71.25 | \$ 3,422 | 0.75 | \$ 36.02 |
| 73110 | RAD EXM,WRIST;COMP,MIN 3 VIEWS | 310 | 227.12 | \$ 10,905 | 0.73 | \$ 35.18 |
| 73562 | RADIOLOGIC EXAM, KNEE; 3 VIEWS | 702 | 512.46 | \$ 24,605 | 0.73 | \$ 35.05 |
| 72081 | RAD EXM,SP,THOR&LUMB;ONE VIEW | 81 | 56.87 | \$ 2,731 | 0.70 | \$ 33.71 |
| 70110 | RAD EXM,MANDIB;COMP,MIN 4 VIEW | 3 | 2.10 | \$ 101 | 0.70 | \$ 33.61 |
| 73050 | X-RAY EXAM OF SHOULDERS | 41 | 28.61 | \$ 1,374 | 0.70 | \$ 33.50 |
| 73140 | RAD EXAM,FINGER(S),MIN 2 VIEWS | 99 | 68.78 | \$ 3,302 | 0.69 | \$ 33.36 |
| 70220 | RAD EXM,SIN,PARANAS,COMP,MIN 3 | 11 | 7.59 | \$ 364 | 0.69 | \$ 33.13 |

¹ Source: M2 Radiology Detail, includes both Technical and Professional services.

AMC Womack – Purchased Care Radiology¹ Services by Product Line² and Enrollment Category

| 0089 AMC WOMACK-BRAGG CATCHMENT AREA | | | | | | | |
|--------------------------------------|---------------|------------|---------------|-----------|---------------|---------------|----------------|
| FY 2017 RADIOLOGY SERVICES | | | | | | | |
| Product Line | Prime - Site | Reliant | Prime - Other | Plus | TFL | Not Enrolled | Total |
| Inpatient | 4,287 | 101 | 1,849 | 2 | 15,506 | 2,713 | 24,458 |
| Anesth | 464 | 4 | 271 | | 238 | 182 | 1,159 |
| ENT | 35 | | 76 | | 74 | 74 | 259 |
| ER | 4,159 | 52 | 2,571 | 5 | 12,163 | 6,761 | 25,711 |
| Facility | 5,678 | 15 | 4,472 | 2 | 13,897 | 4,056 | 28,120 |
| IMSub | 1,201 | 2 | 904 | 1 | 4,315 | 686 | 7,109 |
| OBGYN | 649 | 3 | 1,010 | | 141 | 5,811 | 7,614 |
| Optom | 92 | | 85 | | 377 | 81 | 635 |
| Ortho | 3,866 | 29 | 3,495 | 1 | 5,534 | 2,876 | 15,801 |
| PC | 4,531 | 22 | 8,540 | 3 | 18,862 | 6,204 | 38,162 |
| Rad | 7,430 | 30 | 10,136 | 4 | 16,674 | 8,548 | 42,822 |
| Surg | 49 | | 55 | | 128 | 91 | 323 |
| SurgSub | 103 | | 194 | | 759 | 199 | 1,255 |
| Other | 105 | | 33 | | 28 | 29 | 195 |
| None | 40 | | 38 | | 1,012 | 11 | 1,101 |
| Total | 32,689 | 258 | 33,729 | 18 | 89,708 | 38,322 | 194,724 |

| 0089 AMC WOMACK-BRAGG CATCHMENT AREA | | | | | | | |
|--------------------------------------|---------------|------------|---------------|------------|---------------|---------------|----------------|
| FY 2018 RADIOLOGY SERVICES | | | | | | | |
| Product Line | Prime - Site | Reliant | Prime - Other | Plus | TFL | Not Enrolled | Total |
| Inpatient | 4,237 | 29 | 2,103 | 20 | 14,128 | 2,265 | 22,782 |
| Anesth | 484 | 5 | 208 | 1 | 282 | 181 | 1,161 |
| Derm | 4 | | 2 | | 15 | 6 | 27 |
| ENT | 40 | 1 | 78 | | 126 | 76 | 321 |
| ER | 9,219 | 219 | 4,425 | 13 | 12,271 | 6,394 | 32,541 |
| Facility | 5,269 | 25 | 4,823 | 23 | 13,470 | 4,169 | 27,779 |
| IMSub | 1,247 | | 869 | 5 | 3,000 | 582 | 5,703 |
| MH | 2 | | 3 | | 15 | | 20 |
| OBGYN | 328 | 3 | 515 | | 125 | 2,494 | 3,465 |
| Optom | 102 | | 89 | 2 | 431 | 91 | 715 |
| Ortho | 4,230 | 30 | 3,080 | 8 | 6,770 | 2,848 | 16,966 |
| PC | 4,752 | 37 | 7,223 | 37 | 18,499 | 5,519 | 36,067 |
| Path | 1 | | 1 | | | | 2 |
| Rad | 6,867 | 55 | 10,016 | 29 | 16,556 | 8,567 | 42,090 |
| Surg | 71 | | 64 | | 311 | 89 | 535 |
| SurgSub | 138 | | 218 | | 684 | 175 | 1,215 |
| Other | 136 | 2 | 25 | | 35 | 27 | 225 |
| None | 18 | 1 | 9 | | 142 | 17 | 187 |
| Total | 37,145 | 407 | 33,751 | 138 | 86,860 | 33,500 | 191,801 |

¹ Source: M2 TED Non-Institutional Detail (Procedure Code = 7****), includes both Technical and Professional services. Based on Catchment Area ID.

Prime-Site defined based on Enrollment Site Parent.

² Inpatient defined as Service Type = I, otherwise based on standard Product Line (derived from Provider Specialty).

AMC Womack – FY18 Purchased Care Top 20 Radiology Procedures¹ by Number of Services and Paid/Svc

| 0089 AMC WOMACK-BRAGG CATCHMENT AREA | | | | | | |
|---------------------------------------|--------------------------------|--------------------|--------------------|--------------------------|---------|-------------------------|
| TOP 20 RADIOLOGY PROCEDURES BY VOLUME | | | | | | |
| Procedure Code | Description | FY 2018 | | | | |
| | | Number of Services | Enhanced Total RVU | Amount Paid ² | Avg RVU | Paid ² / Svc |
| 71046 | RADIOLOGIC EXAM,CHEST;2 VIEWS | 13,993 | 5,144.94 | \$ 261,807 | 0.37 | \$ 18.71 |
| 71045 | RADIOLOG EXM,CHEST;SINGLE VIEW | 11,244 | 2,608.00 | \$ 111,905 | 0.23 | \$ 9.95 |
| 70450 | CT HEAD/BRAIN W/O CONST MATRL | 7,846 | 9,546.12 | \$ 408,005 | 1.22 | \$ 52.00 |
| 73630 | RAD EXM,FOOT;COMP, MIN 3 VIEWS | 4,895 | 2,972.44 | \$ 85,508 | 0.61 | \$ 17.47 |
| 74177 | CT,ABDOM & PELV;W CONTRAST MAT | 4,755 | 13,657.05 | \$ 544,176 | 2.87 | \$ 114.44 |
| 71020 | RAD EXM,CHEST,2,FRONTAL & LAT; | 4,688 | 1,619.79 | \$ 87,301 | 0.35 | \$ 18.62 |
| 73562 | RADIOLOGIC EXAM, KNEE; 3 VIEWS | 4,274 | 3,446.68 | \$ 79,042 | 0.81 | \$ 18.49 |
| 73030 | RAD EXM,SHLDR;COMP,MIN 2 VIEW | 3,892 | 2,322.61 | \$ 56,535 | 0.60 | \$ 14.53 |
| 77067 | SCRN MAMMOG,BILAT,CAD WHN PERF | 3,620 | 9,435.12 | \$ 387,028 | 2.61 | \$ 106.91 |
| 78452 | MYOCARD PERF IMAG,SPECT;MULTI | 3,579 | 33,378.16 | \$ 697,961 | 9.33 | \$ 195.02 |
| 71010 | CHEST X-RAY | 3,483 | 834.53 | \$ 32,141 | 0.24 | \$ 9.23 |
| 72100 | RAD EXM,SPINE,LUMBO; 2/3 VIEWS | 3,461 | 2,104.33 | \$ 56,021 | 0.61 | \$ 16.19 |
| 74176 | CT,ABDOM & PELV;WO CONTRAS MAT | 3,301 | 7,355.94 | \$ 298,203 | 2.23 | \$ 90.34 |
| 72148 | MAGNETIC IMAGE, LUMBAR SPINE | 3,033 | 10,629.68 | \$ 288,093 | 3.50 | \$ 94.99 |
| 71250 | CT THORAX WO CONTRAST MATERIAL | 2,922 | 6,880.39 | \$ 121,471 | 2.35 | \$ 41.57 |
| 73502 | RAD EXAM,HIP,UNILAT;2-3 VIEWS | 2,722 | 2,046.87 | \$ 44,214 | 0.75 | \$ 16.24 |
| 77412 | RAD TREAT DEL,>=1 MEV; COMPLEX | 2,656 | 11,936.19 | \$ 299,887 | 4.49 | \$ 112.91 |
| 76705 | US,ABDM,REAL TME W IMG DOC;LTD | 2,494 | 2,724.40 | \$ 120,084 | 1.09 | \$ 48.15 |
| 76942 | ULTRASONIC GD,NDL PLACEMENT | 2,442 | 2,519.38 | \$ 62,712 | 1.03 | \$ 25.68 |
| 74018 | RADIOLOG EXAM,ABDOMEN;1 VIEW | 2,438 | 815.00 | \$ 24,311 | 0.33 | \$ 9.97 |

| 0089 AMC WOMACK-BRAGG CATCHMENT AREA | | | | | | |
|---|--------------------------------|--------------------|--------------------|--------------------------|---------|-------------------------|
| TOP 20 RADIOLOGY PROCEDURES BY PAID/SVC | | | | | | |
| Procedure Code | Description | FY 2018 | | | | |
| | | Number of Services | Enhanced Total RVU | Amount Paid ² | Avg RVU | Paid ² / Svc |
| 77525 | PROTON TREAT DELIVERY; COMPLEX | 5 | 142.65 | \$ 25,415 | 28.53 | \$ 5,083.07 |
| 77372 | SRS,CRN LS,1SESS;LIN ACCEL BSD | 9 | 154.55 | \$ 42,872 | 17.17 | \$ 4,763.55 |
| 77371 | SRS,CRN LS,1SESS;MLT CBLT 60BS | 4 | 102.86 | \$ 5,269 | 25.72 | \$ 1,317.30 |
| 75893 | VENOUS SAMPLING BY CATHETER | 6 | 8.88 | \$ 7,839 | 1.48 | \$ 1,306.44 |
| 78608 | BRAIN IMAGING (PET) | 8 | 22.09 | \$ 4,870 | 2.76 | \$ 608.80 |
| 78266 | GAS EMP IMG;SM BOWEL&COLN,MULT | 1 | 13.82 | \$ 569 | 13.82 | \$ 569.42 |
| 78813 | PET IMG;WHOLE BODY | 42 | 242.49 | \$ 22,887 | 5.77 | \$ 544.93 |
| 78607 | BRAIN IMAG,TOMOGRAPHIC (SPECT) | 5 | 32.15 | \$ 2,518 | 6.43 | \$ 503.64 |
| 70015 | CONTRAST X-RAY OF BRAIN | 2 | 0.00 | \$ 995 | 0.00 | \$ 497.64 |
| 78802 | RADIOPHARMACEU; WHOLE BODY | 9 | 6.84 | \$ 4,124 | 0.76 | \$ 458.23 |
| 76497 | UNLIST COMP TOMOGRAPHY PROC | 12 | 18.40 | \$ 5,249 | 1.53 | \$ 437.45 |
| 78814 | PET W CONCUR ACQ CT;LIM AREA | 6 | 87.94 | \$ 2,624 | 14.66 | \$ 437.39 |
| 72240 | CONTRAST X-RAY OF NECK SPINE | 2 | 1.47 | \$ 856 | 0.74 | \$ 427.93 |
| 72270 | MYELOG,2+ REG,RAD SUPVIS & INT | 2 | 1.69 | \$ 856 | 0.85 | \$ 427.93 |
| 78816 | PET W CONCUR ACQ CT;WHOLE BODY | 60 | 521.59 | \$ 25,417 | 8.69 | \$ 423.62 |
| 78812 | PET IMG;SKULL BASE - MID-THIGH | 228 | 1,575.46 | \$ 94,994 | 6.91 | \$ 416.64 |
| 78804 | TUMOR IMAGING, WHOLE BODY | 5 | 46.64 | \$ 2,021 | 9.33 | \$ 404.14 |
| 76498 | UNLIST MAGNET RESONACE PROC | 28 | 35.42 | \$ 11,250 | 1.27 | \$ 401.80 |
| 75563 | CARD MRI,FOL,CONT;W STRESS IMG | 33 | 89.73 | \$ 13,223 | 2.72 | \$ 400.69 |
| 77373 | STEREOTACTIC RAD TRMT DELIVERY | 76 | 2,864.27 | \$ 29,994 | 37.69 | \$ 394.66 |

¹ Source: M2 TED Non-Institutional Detail (Procedure Code = 7****), includes both Technical and Professional services. Based on Catchment Area ID.

² Purchased Care includes 13% increase for overhead burdening.

Laboratory

AMC Womack – Direct Care Laboratory¹ Services by Ordering Product Line and Enrollment Category

| 0089 AMC WOMACK-BRAGG | | | | | | | |
|-----------------------------|------------------|---------------|----------------|------------|----------------|----------------|------------------|
| FY 2017 LABORATORY SERVICES | | | | | | | |
| Ordering Product Line | Prime - Site | Reliant | Prime - Other | Plus | TFL | Not Enrolled | Total |
| Inpatient | 49,007 | 1,030 | 7,370 | 126 | 31,387 | 27,027 | 115,947 |
| Dental | 452 | 21 | 14 | | 35 | 15 | 537 |
| Ancillary | 85 | 5 | 3 | | 27 | 97 | 217 |
| Special Programs | 34,990 | 2,456 | 76,833 | 39 | 4,380 | 5,678 | 124,376 |
| Dermatology | 3,164 | 64 | 84 | | 147 | 144 | 3,603 |
| Emergency Room | 175,882 | 6,413 | 15,343 | 209 | 27,375 | 29,800 | 255,022 |
| General Surgery | 15,708 | 48 | 2,948 | 3 | 976 | 2,566 | 22,249 |
| IM Subspecialty | 42,539 | 907 | 1,897 | 59 | 7,605 | 2,981 | 55,988 |
| Mental Health | 43,653 | 4,237 | 914 | | 2 | 358 | 49,164 |
| OB/GYN | 101,855 | 1,018 | 9,179 | 14 | 523 | 8,529 | 121,118 |
| Optometry | 459 | 1 | 25 | | 68 | 35 | 588 |
| Orthopedics | 3,341 | 53 | 125 | | 285 | 184 | 3,988 |
| Otolaryngology | 8,929 | 148 | 970 | | 119 | 219 | 10,385 |
| Primary Care | 537,929 | 13,409 | 9,970 | 262 | 32,467 | 31,592 | 625,629 |
| Surg Subspecialty | 4,876 | 75 | 1,178 | 2 | 2,060 | 683 | 8,874 |
| Other | 43,917 | 2,706 | 2,534 | 8 | 359 | 5,900 | 55,424 |
| TOTAL | 1,066,786 | 32,591 | 129,387 | 722 | 107,815 | 115,808 | 1,453,109 |

| 0089 AMC WOMACK-BRAGG | | | | | | | |
|-----------------------------|----------------|---------------|----------------|------------|----------------|---------------|------------------|
| FY 2018 LABORATORY SERVICES | | | | | | | |
| Ordering Product Line | Prime - Site | Reliant | Prime - Other | Plus | TFL | Not Enrolled | Total |
| Inpatient | 52,720 | 1,390 | 11,036 | 130 | 36,485 | 19,038 | 120,799 |
| Dental | 375 | 45 | 35 | | 9 | 17 | 481 |
| Ancillary | 92 | 2 | 8 | | 14 | 108 | 224 |
| Special Programs | 44,555 | 3,080 | 87,096 | 86 | 5,726 | 5,693 | 146,236 |
| Dermatology | 4,418 | 79 | 121 | | 228 | 114 | 4,960 |
| Emergency Room | 125,963 | 7,978 | 12,437 | 106 | 23,324 | 17,703 | 187,511 |
| General Surgery | 12,948 | 47 | 1,897 | | 999 | 1,711 | 17,602 |
| IM Subspecialty | 59,642 | 1,112 | 2,707 | 18 | 8,316 | 2,501 | 74,296 |
| Mental Health | 36,563 | 5,781 | 1,804 | | 20 | 126 | 44,294 |
| OB/GYN | 97,446 | 1,228 | 9,585 | 16 | 395 | 5,693 | 114,363 |
| Optometry | 714 | 49 | 48 | | 124 | 45 | 980 |
| Orthopedics | 2,832 | 72 | 142 | | 411 | 375 | 3,832 |
| Otolaryngology | 5,427 | 32 | 338 | 1 | 118 | 67 | 5,983 |
| Primary Care | 481,156 | 15,711 | 22,720 | 249 | 36,609 | 15,746 | 572,191 |
| Surg Subspecialty | 5,173 | 53 | 815 | 1 | 2,265 | 677 | 8,984 |
| Other | 40,969 | 4,412 | 3,281 | 27 | 230 | 5,396 | 54,315 |
| TOTAL | 970,993 | 41,071 | 154,070 | 634 | 115,273 | 75,010 | 1,357,051 |

¹ Source: M2 Laboratory Detail, includes both Technical and Professional services. Prime-Site defined as Enrollment Site Parent equal to Tmt Parent. Ordering Product Line based on Ordering MEPRS Code.

AMC Womack – Direct Care Laboratory¹ Services by Ordering Product Line and Enrollment Category

| 6034 TROOP & FAMILY MED CL-BRAGG | | | | | | | |
|----------------------------------|---------------|------------|---------------|----------|------------|--------------|---------------|
| FY 2017 LABORATORY SERVICES | | | | | | | |
| Ordering Product Line | Prime - Site | Reliant | Prime - Other | Plus | TFL | Not Enrolled | Total |
| Inpatient | | | | | | 1 | 1 |
| Dental | 6 | | | | | | 6 |
| Ancillary | | | | | | 4 | 4 |
| Special Programs | 2,539 | 99 | 254 | | 51 | 94 | 3,037 |
| Dermatology | 5 | | 2 | | | | 7 |
| Emergency Room | 16 | | 3 | | | | 19 |
| General Surgery | 23 | 2 | 3 | | | | 28 |
| IM Subspecialty | 217 | | | | 1 | 4 | 222 |
| Mental Health | 450 | 1 | 17 | | | 27 | 495 |
| OB/GYN | 88 | | 3 | | | | 91 |
| Optometry | 13 | | | | | | 13 |
| Orthopedics | 18 | | | | | | 18 |
| Otolaryngology | 32 | | | | | | 32 |
| Primary Care | 16,772 | 292 | 383 | | 527 | 288 | 18,262 |
| Surg Subspecialty | 21 | | | | 1 | 1 | 23 |
| Other | 144 | 6 | 9 | | | 32 | 191 |
| TOTAL | 20,344 | 400 | 674 | 0 | 580 | 451 | 22,449 |

| 6034 TROOP & FAMILY MED CL-BRAGG | | | | | | | |
|----------------------------------|---------------|------------|---------------|----------|------------|--------------|---------------|
| FY 2018 LABORATORY SERVICES | | | | | | | |
| Ordering Product Line | Prime - Site | Reliant | Prime - Other | Plus | TFL | Not Enrolled | Total |
| Inpatient | 4 | | | | | | 4 |
| Dental | 5 | | | | | 2 | 7 |
| Ancillary | 1 | | | | | | 1 |
| Special Programs | 3,661 | 138 | 516 | | 40 | 110 | 4,465 |
| Dermatology | 14 | | | | | | 14 |
| Emergency Room | 15 | | 2 | | | | 17 |
| General Surgery | 26 | | | | | | 26 |
| IM Subspecialty | 177 | | 5 | | 27 | 2 | 211 |
| Mental Health | 157 | 2 | | | | | 159 |
| OB/GYN | 109 | | 1 | | | 1 | 111 |
| Optometry | 10 | | | | | | 10 |
| Orthopedics | 17 | | 2 | | | | 19 |
| Otolaryngology | 34 | | | | | | 34 |
| Primary Care | 14,784 | 142 | 329 | 8 | 705 | 111 | 16,079 |
| Surg Subspecialty | 25 | | | | 5 | | 30 |
| Other | 278 | 9 | 9 | | | 24 | 320 |
| TOTAL | 19,317 | 291 | 864 | 8 | 777 | 250 | 21,507 |

¹ Source: M2 Laboratory Detail, includes both Technical and Professional services. Prime-Site defined as Enrollment Site Parent equal to Tmt Parent. Ordering Product Line based on Ordering MEPRS Code.

AMC Womack – Direct Care Laboratory¹ Services by Ordering Product Line and Enrollment Category

| 6105 CBMH FAYETTEVILLE-BRAGG | | | | | | | |
|------------------------------|--------------|----------|---------------|----------|-----------|--------------|--------------|
| FY 2017 LABORATORY SERVICES | | | | | | | |
| Ordering Product Line | Prime - Site | Reliant | Prime - Other | Plus | TFL | Not Enrolled | Total |
| Dental | 1 | | | | | | 1 |
| Ancillary | 1 | | | | | | 1 |
| Special Programs | 188 | | 5 | | 1 | 15 | 209 |
| Emergency Room | 3 | | | | | | 3 |
| General Surgery | 3 | | | | | 77 | 80 |
| IM Subspecialty | 18 | | 1 | | 5 | | 24 |
| Mental Health | 14 | | | | | | 14 |
| OB/GYN | 16 | | | | | | 16 |
| Otolaryngology | 1 | | | | | | 1 |
| Primary Care | 5,415 | | 44 | | 9 | 124 | 5,592 |
| Surg Subspecialty | 1 | | | | | | 1 |
| Other | 10 | | | | | | 10 |
| TOTAL | 5,671 | 0 | 50 | 0 | 15 | 216 | 5,952 |

| 6105 CBMH FAYETTEVILLE-BRAGG | | | | | | | |
|------------------------------|--------------|----------|---------------|----------|-----------|--------------|--------------|
| FY 2018 LABORATORY SERVICES | | | | | | | |
| Ordering Product Line | Prime - Site | Reliant | Prime - Other | Plus | TFL | Not Enrolled | Total |
| Dental | 1 | | | | | | 1 |
| Special Programs | 110 | | 6 | | 2 | 7 | 125 |
| Emergency Room | 6 | | | | | | 6 |
| General Surgery | 4 | | 1 | | | 87 | 92 |
| IM Subspecialty | 11 | | | | | | 11 |
| Mental Health | 3 | | | | | | 3 |
| OB/GYN | 20 | | | | | | 20 |
| Orthopedics | 1 | | | | | | 1 |
| Otolaryngology | 1 | | | | | | 1 |
| Primary Care | 4,431 | 1 | 69 | | 16 | 56 | 4,573 |
| Surg Subspecialty | 1 | | | | | | 1 |
| Other | 6 | | | | | | 6 |
| TOTAL | 4,595 | 1 | 76 | 0 | 18 | 150 | 4,840 |

¹ Source: M2 Laboratory Detail, includes both Technical and Professional services. Prime-Site defined as Enrollment Site Parent equal to Tmt Parent. Ordering Product Line based on Ordering MEPRS Code.

AMC Womack – Direct Care Laboratory¹ Services by Ordering Product Line and Enrollment Category

| 6106 CBMH HOPE MILLS-BRAGG | | | | | | | |
|-----------------------------|--------------|----------|---------------|----------|-----------|--------------|--------------|
| FY 2017 LABORATORY SERVICES | | | | | | | |
| Ordering Product Line | Prime - Site | Reliant | Prime - Other | Plus | TFL | Not Enrolled | Total |
| Dental | 1 | | | | | | 1 |
| Ancillary | 1 | | | | | | 1 |
| Special Programs | 206 | | 4 | | 2 | 96 | 308 |
| Dermatology | 1 | | | | | | 1 |
| Emergency Room | 2 | | | | | | 2 |
| General Surgery | 9 | | | | | | 9 |
| IM Subspecialty | 19 | | | | | | 19 |
| Mental Health | 10 | | | | | | 10 |
| OB/GYN | 15 | | | | | | 15 |
| Orthopedics | 2 | | | | | | 2 |
| Primary Care | 6,081 | 1 | 24 | | 25 | 79 | 6,210 |
| Surg Subspecialty | | | | | 1 | | 1 |
| Other | 4 | | | | | 1 | 5 |
| TOTAL | 6,351 | 1 | 28 | 0 | 28 | 176 | 6,584 |

| 6106 CBMH HOPE MILLS-BRAGG | | | | | | | |
|-----------------------------|--------------|----------|---------------|----------|-----------|--------------|--------------|
| FY 2018 LABORATORY SERVICES | | | | | | | |
| Ordering Product Line | Prime - Site | Reliant | Prime - Other | Plus | TFL | Not Enrolled | Total |
| Inpatient | 2 | | | | | | 2 |
| Special Programs | 259 | | 12 | | 14 | 87 | 372 |
| Dermatology | 2 | | | | | | 2 |
| Emergency Room | 2 | | | | | | 2 |
| General Surgery | 8 | | | | | | 8 |
| IM Subspecialty | 41 | | | | 1 | | 42 |
| Mental Health | 12 | | | | | | 12 |
| OB/GYN | 23 | | | | | | 23 |
| Orthopedics | 1 | | | | | | 1 |
| Otolaryngology | 1 | | | | | | 1 |
| Primary Care | 6,414 | | 83 | | 43 | 55 | 6,595 |
| Surg Subspecialty | 1 | | | | | | 1 |
| Other | 4 | | | | | | 4 |
| TOTAL | 6,770 | 0 | 95 | 0 | 58 | 142 | 7,065 |

¹ Source: M2 Laboratory Detail, includes both Technical and Professional services. Prime-Site defined as Enrollment Site Parent equal to Tmt Parent. Ordering Product Line based on Ordering MEPRS Code.

AMC Womack – Direct Care Laboratory¹ Services by Ordering Product Line and Enrollment Category

| 6107 CBMH LINDEN OAKS-BRAGG | | | | | | | |
|-----------------------------|--------------|----------|---------------|----------|----------|--------------|--------------|
| FY 2017 LABORATORY SERVICES | | | | | | | |
| Ordering Product Line | Prime - Site | Reliant | Prime - Other | Plus | TFL | Not Enrolled | Total |
| Special Programs | 134 | | | | | 10 | 144 |
| Emergency Room | 4 | | | | | | 4 |
| General Surgery | 10 | | | | | 88 | 98 |
| IM Subspecialty | 43 | | | | | | 43 |
| Mental Health | 23 | | | | | | 23 |
| OB/GYN | 40 | | 1 | | | | 41 |
| Otolaryngology | 2 | | | | | | 2 |
| Primary Care | 6,495 | | 49 | | 5 | 82 | 6,631 |
| Other | 4 | | | | | 18 | 22 |
| TOTAL | 6,755 | 0 | 50 | 0 | 5 | 198 | 7,008 |

| 6107 CBMH LINDEN OAKS-BRAGG | | | | | | | |
|-----------------------------|--------------|----------|---------------|----------|-----------|--------------|--------------|
| FY 2018 LABORATORY SERVICES | | | | | | | |
| Ordering Product Line | Prime - Site | Reliant | Prime - Other | Plus | TFL | Not Enrolled | Total |
| Special Programs | 182 | | 1 | | 4 | 11 | 198 |
| Dermatology | 6 | | | | | | 6 |
| Emergency Room | 3 | | | | | | 3 |
| General Surgery | 14 | | | | | 91 | 105 |
| IM Subspecialty | 38 | | | | | | 38 |
| Mental Health | 30 | | | | | | 30 |
| OB/GYN | 43 | | | | | 1 | 44 |
| Orthopedics | 1 | | | | | | 1 |
| Primary Care | 6,507 | 3 | 91 | 1 | 17 | 56 | 6,675 |
| Other | 3 | | | | | 22 | 25 |
| TOTAL | 6,827 | 3 | 92 | 1 | 21 | 181 | 7,125 |

¹ Source: M2 Laboratory Detail, includes both Technical and Professional services. Prime-Site defined as Enrollment Site Parent equal to Tmt Parent. Ordering Product Line based on Ordering MEPRS Code.

AMC Womack – Direct Care Laboratory¹ Services by Ordering Product Line and Enrollment Category

| 7143 ROBINSON CLINIC-BRAGG | | | | | | | |
|-----------------------------|---------------|--------------|---------------|-----------|--------------|--------------|---------------|
| FY 2017 LABORATORY SERVICES | | | | | | | |
| Ordering Product Line | Prime - Site | Reliant | Prime - Other | Plus | TFL | Not Enrolled | Total |
| Inpatient | 11 | | | | | | 11 |
| Dental | 16 | | | | | | 16 |
| Ancillary | 1 | | | | | | 1 |
| Special Programs | 1,419 | 57 | 15 | | 83 | 63 | 1,637 |
| Dermatology | 14 | | | | | | 14 |
| Emergency Room | 38 | | | 1 | 3 | 2 | 44 |
| General Surgery | 19 | | | | | | 19 |
| IM Subspecialty | 184 | 4 | | | 11 | | 199 |
| Mental Health | 513 | 40 | 7 | | | 2 | 562 |
| OB/GYN | 101 | 2 | 1 | | | | 104 |
| Optometry | 5 | | | | | | 5 |
| Orthopedics | 75 | 5 | | | | | 80 |
| Otolaryngology | 30 | | | | | 1 | 31 |
| Primary Care | 38,653 | 1,845 | 468 | 45 | 1,708 | 459 | 43,178 |
| Surg Subspecialty | 21 | | | | | | 21 |
| Other | 396 | 11 | 1 | | | 18 | 426 |
| TOTAL | 41,496 | 1,964 | 492 | 46 | 1,805 | 545 | 46,348 |

| 7143 ROBINSON CLINIC-BRAGG | | | | | | | |
|-----------------------------|---------------|--------------|---------------|-----------|--------------|--------------|---------------|
| FY 2018 LABORATORY SERVICES | | | | | | | |
| Ordering Product Line | Prime - Site | Reliant | Prime - Other | Plus | TFL | Not Enrolled | Total |
| Inpatient | 12 | 1 | | | | | 13 |
| Dental | 4 | 1 | | | | | 5 |
| Ancillary | 14 | | | | | | 14 |
| Special Programs | 646 | 14 | 22 | | 107 | 25 | 814 |
| Dermatology | 51 | 3 | | | | | 54 |
| Emergency Room | 164 | 29 | 1 | | | | 194 |
| General Surgery | 43 | 5 | | | | 9 | 57 |
| IM Subspecialty | 173 | 3 | | | 34 | 3 | 213 |
| Mental Health | 392 | 48 | 11 | | | | 451 |
| OB/GYN | 86 | | | | 2 | 1 | 89 |
| Optometry | 33 | | 1 | | | | 34 |
| Orthopedics | 55 | 2 | | | | | 57 |
| Otolaryngology | 19 | | | | | | 19 |
| Primary Care | 39,906 | 4,386 | 1,509 | 16 | 2,379 | 247 | 48,443 |
| Surg Subspecialty | 22 | | | | 9 | | 31 |
| Other | 599 | 61 | 16 | | | 6 | 682 |
| TOTAL | 42,219 | 4,553 | 1,560 | 16 | 2,531 | 291 | 51,170 |

¹ Source: M2 Laboratory Detail, includes both Technical and Professional services. Prime-Site defined as Enrollment Site Parent equal to Tmt Parent. Ordering Product Line based on Ordering MEPRS Code.

AMC Womack – Direct Care Laboratory¹ Services by Ordering Product Line and Enrollment Category

| 7286 JOEL CLINIC-BRAGG | | | | | | | |
|-----------------------------|---------------|------------|---------------|-----------|--------------|--------------|---------------|
| FY 2017 LABORATORY SERVICES | | | | | | | |
| Ordering Product Line | Prime - Site | Reliant | Prime - Other | Plus | TFL | Not Enrolled | Total |
| Inpatient | 2 | | | | 1 | | 3 |
| Dental | 9 | | | | | | 9 |
| Ancillary | 2 | | | | | | 2 |
| Special Programs | 2,108 | 87 | 182 | | 141 | 239 | 2,757 |
| Dermatology | 25 | | | | | | 25 |
| Emergency Room | 14 | | | | 3 | | 17 |
| General Surgery | 26 | | 5 | | 4 | | 35 |
| IM Subspecialty | 132 | 1 | 1 | | 93 | 3 | 230 |
| Mental Health | 242 | 2 | 8 | | | 1 | 253 |
| OB/GYN | 81 | | 1 | | | | 82 |
| Optometry | 15 | | 1 | | | | 16 |
| Orthopedics | 23 | | | | 2 | 1 | 26 |
| Otolaryngology | 4 | | | | 1 | | 5 |
| Primary Care | 16,617 | 322 | 468 | 12 | 4,368 | 553 | 22,340 |
| Surg Subspecialty | 23 | | | | 6 | | 29 |
| Other | 124 | 2 | 12 | | 1 | 12 | 151 |
| TOTAL | 19,447 | 414 | 678 | 12 | 4,620 | 809 | 25,980 |

| 7286 JOEL CLINIC-BRAGG | | | | | | | |
|-----------------------------|---------------|------------|---------------|----------|--------------|--------------|---------------|
| FY 2018 LABORATORY SERVICES | | | | | | | |
| Ordering Product Line | Prime - Site | Reliant | Prime - Other | Plus | TFL | Not Enrolled | Total |
| Inpatient | 6 | | | | 3 | | 11 |
| Dental | 4 | 1 | | | | | 5 |
| Ancillary | 1 | | | | 1 | | 2 |
| Special Programs | 1,716 | 160 | 160 | | 203 | 166 | 2,405 |
| Dermatology | 17 | | | | | | 17 |
| Emergency Room | 7 | 5 | | | 2 | | 14 |
| General Surgery | 31 | | 2 | | 6 | 23 | 62 |
| IM Subspecialty | 131 | 2 | 3 | | 114 | | 250 |
| Mental Health | 191 | 1 | 5 | | | 19 | 216 |
| OB/GYN | 45 | | | | 5 | | 50 |
| Optometry | 12 | | 3 | | | | 15 |
| Orthopedics | 10 | | 2 | | | | 12 |
| Otolaryngology | 12 | | | | 1 | | 13 |
| Primary Care | 15,704 | 760 | 1,080 | 7 | 4,063 | 647 | 22,261 |
| Surg Subspecialty | 16 | | | | 4 | | 20 |
| Other | 188 | 34 | 13 | | 7 | 8 | 250 |
| TOTAL | 18,091 | 963 | 1,270 | 7 | 4,409 | 863 | 25,603 |

¹ Source: M2 Laboratory Detail, includes both Technical and Professional services. Prime-Site defined as Enrollment Site Parent equal to Tmt Parent. Ordering Product Line based on Ordering MEPRS Code.

AMC Womack – Direct Care Laboratory¹ Services by Ordering Product Line and Enrollment Category

| 7294 CLARK CLINIC-BRAGG | | | | | | | |
|-----------------------------|---------------|--------------|---------------|----------|--------------|--------------|---------------|
| FY 2017 LABORATORY SERVICES | | | | | | | |
| Ordering Product Line | Prime - Site | Reliant | Prime - Other | Plus | TFL | Not Enrolled | Total |
| Inpatient | 6 | | | | | | 6 |
| Dental | 12 | | | | | | 12 |
| Special Programs | 4,423 | 328 | 139 | | 175 | 192 | 5,257 |
| Dermatology | 12 | | | | | 2 | 14 |
| Emergency Room | 48 | | | | 1 | 1 | 50 |
| General Surgery | 35 | 3 | | | 1 | | 39 |
| IM Subspecialty | 320 | 3 | 4 | | 41 | 2 | 370 |
| Mental Health | 323 | 8 | 7 | | | | 338 |
| OB/GYN | 109 | | | | 3 | | 112 |
| Optometry | 21 | | 1 | | | | 22 |
| Orthopedics | 26 | | | | 1 | | 27 |
| Otolaryngology | 16 | 1 | | | | | 17 |
| Primary Care | 29,863 | 926 | 714 | 6 | 1,296 | 508 | 33,313 |
| Surg Subspecialty | 19 | 2 | | | 2 | | 23 |
| Other | 484 | 50 | 6 | | | 20 | 560 |
| TOTAL | 35,717 | 1,321 | 871 | 6 | 1,520 | 725 | 40,160 |

| 7294 CLARK CLINIC-BRAGG | | | | | | | |
|-----------------------------|---------------|--------------|---------------|-----------|--------------|--------------|---------------|
| FY 2018 LABORATORY SERVICES | | | | | | | |
| Ordering Product Line | Prime - Site | Reliant | Prime - Other | Plus | TFL | Not Enrolled | Total |
| Inpatient | 8 | | | | | | 8 |
| Dental | 13 | 1 | | | | | 14 |
| Ancillary | 2 | | | | | | 2 |
| Special Programs | 4,169 | 438 | 226 | | 159 | 222 | 5,214 |
| Dermatology | 27 | | 3 | | | 15 | 45 |
| Emergency Room | 102 | 8 | | | 1 | | 111 |
| General Surgery | 7 | | 3 | | | | 10 |
| IM Subspecialty | 402 | 2 | 1 | | 33 | | 438 |
| Mental Health | 403 | 11 | 9 | | | | 423 |
| OB/GYN | 94 | 1 | | | 2 | | 97 |
| Optometry | 5 | | 1 | | | 1 | 7 |
| Orthopedics | 35 | | | | 2 | | 37 |
| Otolaryngology | 17 | | | | | | 17 |
| Primary Care | 24,511 | 1,190 | 872 | 17 | 1,520 | 377 | 28,487 |
| Surg Subspecialty | 27 | | 3 | | 2 | 3 | 35 |
| Other | 558 | 47 | 18 | | | 6 | 629 |
| TOTAL | 30,380 | 1,698 | 1,136 | 17 | 1,719 | 624 | 35,574 |

¹ Source: M2 Laboratory Detail, includes both Technical and Professional services. Prime-Site defined as Enrollment Site Parent equal to Tmt Parent. Ordering Product Line based on Ordering MEPRS Code.

AMC Womack – FY18 Direct Care Top 20 Laboratory Procedures¹ by Number of Services and Cost/Svc

| 0089 AMC WOMACK-BRAGG | | | | | | |
|--|---------------------------------|-----------|-----------|--------------|---------|------------|
| TOP 20 LABORATORY PROCEDURES BY VOLUME | | | | | | |
| Procedure Code | Description | FY 2018 | | | | |
| | | # of Svcs | Total RVU | Full Cost | Avg RVU | Cost / Svc |
| 86003 | ALLERG SPEC IGE;QUANT/SEMI,EA | 147,952 | 27,083.44 | \$ 968,523 | 0.18 | \$ 6.55 |
| 85025 | COMPLETE CBC W/AUTO DIFF WBC | 66,210 | 20,603.19 | \$ 736,569 | 0.31 | \$ 11.12 |
| 84443 | ASSAY THYROID STIM HORMONE | 54,072 | 23,879.70 | \$ 853,995 | 0.44 | \$ 15.79 |
| 86703 | ANTIBDY;HIV-1 & HIV-2,SING RES | 53,918 | 8,907.83 | \$ 318,670 | 0.17 | \$ 5.91 |
| 80053 | COMPREHENSIVE METABOLIC PANEL | 52,445 | 80,262.77 | \$ 2,870,184 | 1.53 | \$ 54.73 |
| 83036 | HEMOGLOBIN; GLYCOSYLATED (A1C) | 35,808 | 8,040.60 | \$ 287,541 | 0.22 | \$ 8.03 |
| 82306 | VITAMIN D, 25 HYDROXY | 35,436 | 22,551.42 | \$ 806,547 | 0.64 | \$ 22.76 |
| 87086 | CULT,BACT;QUANTIT COLONY COUNT | 31,377 | 7,351.75 | \$ 262,889 | 0.23 | \$ 8.38 |
| 87591 | N.GONORRHOEAE, DNA, AMP PROB | 29,644 | 11,477.93 | \$ 410,483 | 0.39 | \$ 13.85 |
| 87491 | CHYLM D TRACH, DNA, AMP PROBE | 29,638 | 11,463.72 | \$ 409,974 | 0.39 | \$ 13.83 |
| 81001 | URINALYSIS, AUTO W/SCOPE | 29,618 | 3,327.18 | \$ 118,892 | 0.11 | \$ 4.01 |
| 82962 | GLUCOSE BLOOD TEST | 26,125 | 2,351.25 | \$ 84,123 | 0.09 | \$ 3.22 |
| 84439 | ASSAY OF FREE THYROXINE | 20,764 | 4,492.21 | \$ 160,705 | 0.22 | \$ 7.74 |
| 87070 | CULT,BACT;SOURC EXC URIN/BLD | 20,534 | 4,875.44 | \$ 174,376 | 0.24 | \$ 8.49 |
| 80061 | LIPID PANEL | 20,048 | 15,514.68 | \$ 554,834 | 0.77 | \$ 27.68 |
| 80307 | DRG TEST,ANY NUM;INS CHM,DT SV | 15,613 | 16,494.22 | \$ 589,853 | 1.06 | \$ 37.78 |
| 81025 | URINE PREGNANCY TEST | 15,042 | 3,609.89 | \$ 129,054 | 0.24 | \$ 8.58 |
| 83735 | ASSAY OF MAGNESIUM | 13,687 | 3,101.75 | \$ 110,882 | 0.23 | \$ 8.10 |
| 80048 | BASIC METABOL PANEL (CA,TOTAL) | 12,944 | 12,105.80 | \$ 432,876 | 0.94 | \$ 33.44 |
| 88305 | LEV IV-SR G PATH,GROS&MICRO EXM | 12,912 | 14,074.08 | \$ 503,303 | 1.09 | \$ 38.98 |

| 0089 AMC WOMACK-BRAGG | | | | | | |
|--|---------------------------------|-----------|-----------|--------------|---------|------------|
| TOP 20 LABORATORY PROCEDURES BY COST/SVC | | | | | | |
| Procedure Code | Description | FY 2018 | | | | |
| | | # of Svcs | Total RVU | Full Cost | Avg RVU | Cost / Svc |
| 81162 | BRCA1,BRCA2 GEN ANAL;FULL&DUP | 18 | 390.42 | \$ 13,961 | 21.69 | \$ 775.64 |
| 88036 | LIMITED AUTOPSY | 8 | 133.20 | \$ 4,763 | 16.65 | \$ 595.40 |
| 88012 | AUTOPSY (NECROPSY), GROSS | 8 | 131.92 | \$ 4,717 | 16.49 | \$ 589.68 |
| 88000 | AUTOPSY (NECROPSY), GROSS | 3 | 47.31 | \$ 1,692 | 15.77 | \$ 563.94 |
| 81379 | HLA CLASS I,HI RESOLUT;COMPLET | 41 | 250.42 | \$ 8,955 | 6.11 | \$ 218.42 |
| 88309 | LEV VI-SR G PATH,GROS&MICRO EXM | 93 | 396.18 | \$ 14,168 | 4.26 | \$ 152.34 |
| 81211 | BRCA1,2 GEN ANAL;FUL,COM,BRCA1 | 32 | 134.60 | \$ 4,813 | 4.21 | \$ 150.42 |
| 88321 | MICROSLIDE CONSULTATION | 40 | 113.60 | \$ 4,062 | 2.84 | \$ 101.56 |
| 84112 | EVAL,CERVAG FLD,SPEC AMNI PROT | 21 | 57.33 | \$ 2,050 | 2.73 | \$ 97.62 |
| 85097 | BONE MARROW INTERPRETATION | 29 | 73.92 | \$ 2,643 | 2.55 | \$ 91.15 |
| 88323 | MICROSLIDE CONSULTATION | 2 | 5.02 | \$ 180 | 2.51 | \$ 89.76 |
| 88307 | LEV V-SUR G PATH,GROS&MICRO EXM | 1,078 | 2,589.87 | \$ 92,611 | 2.40 | \$ 85.91 |
| 81382 | HLA II TYP,HI RES;ONE LOCUS,EA | 2 | 4.78 | \$ 171 | 2.39 | \$ 85.47 |
| 82731 | ASSAY OF FETAL FIBRONECTIN | 79 | 180.84 | \$ 6,467 | 2.29 | \$ 81.86 |
| 88173 | CYTOPATH; INTERPRET & REPORT | 340 | 708.84 | \$ 25,349 | 2.08 | \$ 74.55 |
| 82805 | BLOOD GASES W/O2 SATURATION | 26 | 51.39 | \$ 1,838 | 1.98 | \$ 70.68 |
| 88333 | PATH CONSLT SURG;CYTOLO X,INT | 4 | 7.28 | \$ 260 | 1.82 | \$ 65.08 |
| 88331 | PATH CONSULT DUR SRG;TISS BLCK | 30 | 54.56 | \$ 1,951 | 1.82 | \$ 65.03 |
| 88045 | CORONER'S AUTOPSY (NECROPSY) | 1 | 1.73 | \$ 62 | 1.73 | \$ 61.86 |
| 80053 | COMPREHENSIVE METABOLIC PANEL | 52,445 | 80,262.77 | \$ 2,870,184 | 1.53 | \$ 54.73 |

¹ Source: M2 Laboratory Detail, includes both Technical and Professional services.

AMC Womack – FY18 Direct Care Top 20 Laboratory Procedures¹ by Number of Services and Cost/Svc

| 6034 TROOP & FAMILY MED CL-BRAGG | | | | | | |
|--|--------------------------------|-----------|-----------|------------|---------|------------|
| TOP 20 LABORATORY PROCEDURES BY VOLUME | | | | | | |
| Procedure Code | Description | FY 2018 | | | | |
| | | # of Svcs | Total RVU | Full Cost | Avg RVU | Cost / Svc |
| 85025 | COMPLETE CBC W/AUTO DIFF WBC | 3,944 | 1,262.08 | \$ 45,119 | 0.32 | \$ 11.44 |
| 80053 | COMPREHENSIVE METABOLIC PANEL | 3,400 | 5,940.84 | \$ 212,442 | 1.75 | \$ 62.48 |
| 80061 | LIPID PANEL | 3,018 | 3,064.56 | \$ 109,592 | 1.02 | \$ 36.31 |
| 81001 | URINALYSIS, AUTO W/SCOPE | 2,059 | 231.98 | \$ 8,290 | 0.11 | \$ 4.03 |
| 86703 | ANTIBDY;HIV-1 & HIV-2,SING RES | 1,786 | 89.30 | \$ 3,197 | 0.05 | \$ 1.79 |
| 84703 | CHORIONIC GONADOTROPIN ASSAY | 1,054 | 282.02 | \$ 10,087 | 0.27 | \$ 9.57 |
| 99001 | HANDL,SPECIM,TRANSF,PAT TO LAB | 875 | 0.00 | \$ 0 | 0.00 | \$ 0.00 |
| 81015 | MICROSCOPIC EXAM OF URINE | 787 | 82.76 | \$ 2,962 | 0.11 | \$ 3.76 |
| 86592 | SYPHILIS TEST NON-TREP QUAL | 623 | 118.37 | \$ 4,230 | 0.19 | \$ 6.79 |
| 80048 | BASIC METABOL PANEL (CA,TOTAL) | 600 | 594.00 | \$ 21,240 | 0.99 | \$ 35.40 |
| 82270 | BLD,OCCULT,QUAL;FECES,COL NEO | 422 | 50.64 | \$ 1,810 | 0.12 | \$ 4.29 |
| 87210 | SMR,PRI SRC;WET MT,INFECT AGNT | 381 | 60.96 | \$ 2,179 | 0.16 | \$ 5.72 |
| 87220 | TISS EXM,KOH SLD SMP FRM SK/HR | 346 | 52.71 | \$ 1,884 | 0.15 | \$ 5.44 |
| 85652 | RBC SED RATE, AUTOMATED | 306 | 28.35 | \$ 1,014 | 0.09 | \$ 3.32 |
| 82947 | GLUCOSE; QUANTITATIVE, BLOOD | 249 | 27.39 | \$ 979 | 0.11 | \$ 3.93 |
| 80076 | HEPATIC FUNCTION PANEL | 224 | 216.48 | \$ 7,742 | 0.97 | \$ 34.56 |
| 85007 | BL SMEAR W/DIFF WBC COUNT | 199 | 24.42 | \$ 873 | 0.12 | \$ 4.39 |
| 85660 | RBC SICKLE CELL TEST | 188 | 36.68 | \$ 1,311 | 0.20 | \$ 6.97 |
| 84999 | CLINICAL CHEMISTRY TEST | 161 | 30.59 | \$ 1,093 | 0.19 | \$ 6.79 |
| 87400 | INF ANT DET,IMM; INFLU,A/B,EA | 146 | 61.01 | \$ 2,182 | 0.42 | \$ 14.94 |

| 6034 TROOP & FAMILY MED CL-BRAGG | | | | | | |
|--|--------------------------------|-----------|-----------|------------|---------|------------|
| TOP 20 LABORATORY PROCEDURES BY COST/SVC | | | | | | |
| Procedure Code | Description | FY 2018 | | | | |
| | | # of Svcs | Total RVU | Full Cost | Avg RVU | Cost / Svc |
| 80053 | COMPREHENSIVE METABOLIC PANEL | 3,400 | 5,940.84 | \$ 212,442 | 1.75 | \$ 62.48 |
| 80069 | RENAL FUNCTION PANEL | 72 | 89.28 | \$ 3,192 | 1.24 | \$ 44.34 |
| 80061 | LIPID PANEL | 3,018 | 3,064.56 | \$ 109,592 | 1.02 | \$ 36.31 |
| 80048 | BASIC METABOL PANEL (CA,TOTAL) | 600 | 594.00 | \$ 21,240 | 0.99 | \$ 35.40 |
| 80076 | HEPATIC FUNCTION PANEL | 224 | 216.48 | \$ 7,742 | 0.97 | \$ 34.56 |
| 87880 | STREP A ASSAY W/OPTIC | 6 | 2.76 | \$ 99 | 0.46 | \$ 16.45 |
| 87420 | INF ANT DET;RESPIR SYNCYT VIR | 17 | 7.32 | \$ 262 | 0.43 | \$ 15.40 |
| 87400 | INF ANT DET,IMM; INFLU,A/B,EA | 146 | 61.01 | \$ 2,182 | 0.42 | \$ 14.94 |
| 85060 | BLOOD SMEAR INTERPRETATION | 2 | 0.74 | \$ 26 | 0.37 | \$ 13.23 |
| 85025 | COMPLETE CBC W/AUTO DIFF WBC | 3,944 | 1,262.08 | \$ 45,119 | 0.32 | \$ 11.44 |
| 84703 | CHORIONIC GONADOTROPIN ASSAY | 1,054 | 282.02 | \$ 10,087 | 0.27 | \$ 9.57 |
| 82465 | CHOLESTEROL,SERUM/WHOLE BLOOD | 56 | 13.44 | \$ 480 | 0.24 | \$ 8.58 |
| 85027 | COMPLETE CBC, AUTOMATED | 1 | 0.22 | \$ 8 | 0.22 | \$ 7.87 |
| 82248 | BILIRUBIN, DIRECT | 18 | 3.60 | \$ 129 | 0.20 | \$ 7.15 |
| 85660 | RBC SICKLE CELL TEST | 188 | 36.68 | \$ 1,311 | 0.20 | \$ 6.97 |
| 84999 | CLINICAL CHEMISTRY TEST | 161 | 30.59 | \$ 1,093 | 0.19 | \$ 6.79 |
| 86592 | SYPHILIS TEST NON-TREP QUAL | 623 | 118.37 | \$ 4,230 | 0.19 | \$ 6.79 |
| 85049 | BLOOD COUNT; PLATELET, AUTO | 1 | 0.17 | \$ 6 | 0.17 | \$ 6.08 |
| 84550 | ASSAY OF BLOOD/URIC ACID | 135 | 21.99 | \$ 786 | 0.16 | \$ 5.82 |
| 85999 | HEMATOLOGY PROCEDURE | 1 | 0.16 | \$ 6 | 0.16 | \$ 5.72 |

¹Source: M2 Laboratory Detail, includes both Technical and Professional services.

AMC Womack – FY18 Direct Care Top 20 Laboratory Procedures¹ by Number of Services and Cost/Svc

| 6105 CBMH FAYETTEVILLE-BRAGG | | | | | | |
|--|--------------------------------|-----------|-----------|-----------|---------|------------|
| TOP 20 LABORATORY PROCEDURES BY VOLUME | | | | | | |
| Procedure Code | Description | FY 2018 | | | | |
| | | # of Svcs | Total RVU | Full Cost | Avg RVU | Cost / Svc |
| 85025 | COMPLETE CBC W/AUTO DIFF WBC | 1,130 | 361.60 | \$ 12,927 | 0.32 | \$ 11.44 |
| 84703 | CHORIONIC GONADOTROPIN ASSAY | 866 | 231.88 | \$ 8,293 | 0.27 | \$ 9.58 |
| 81001 | URINALYSIS, AUTO W/SCOPE | 697 | 78.64 | \$ 2,810 | 0.11 | \$ 4.03 |
| 87880 | STREP A ASSAY W/OPTIC | 493 | 226.78 | \$ 8,110 | 0.46 | \$ 16.45 |
| 81015 | MICROSCOPIC EXAM OF URINE | 408 | 43.18 | \$ 1,545 | 0.11 | \$ 3.79 |
| 87220 | TISS EXM,KOH SLD SMP FRM SK/HR | 337 | 51.68 | \$ 1,847 | 0.15 | \$ 5.48 |
| 87210 | SMR,PRI SRC;WET MT,INFECT AGNT | 330 | 52.80 | \$ 1,888 | 0.16 | \$ 5.72 |
| 87400 | INF ANT DET,IMM; INFLU,A/B,EA | 254 | 106.64 | \$ 3,813 | 0.42 | \$ 15.01 |
| 81025 | URINE PREGNANCY TEST | 179 | 42.96 | \$ 1,536 | 0.24 | \$ 8.58 |
| 84999 | CLINICAL CHEMISTRY TEST | 81 | 15.39 | \$ 550 | 0.19 | \$ 6.79 |
| 87420 | INF ANT DET;RESPIR SYNCYT VIR | 19 | 8.09 | \$ 289 | 0.43 | \$ 15.23 |
| 82270 | BLD,OCCULT,QUAL;FECES,COL NEO | 15 | 1.80 | \$ 64 | 0.12 | \$ 4.29 |
| 83518 | IMMUNOASSAY, DIPSTICK | 11 | 3.28 | \$ 117 | 0.30 | \$ 10.66 |
| 85018 | BLD CNT; HEMOGLOBIN | 10 | 0.82 | \$ 29 | 0.08 | \$ 2.93 |
| 85014 | BLD CNT; HEMATOCRIT | 7 | 0.59 | \$ 21 | 0.08 | \$ 3.01 |
| 85027 | COMPLETE CBC, AUTOMATED | 3 | 0.75 | \$ 27 | 0.25 | \$ 8.94 |

| 6105 CBMH FAYETTEVILLE-BRAGG | | | | | | |
|--|--------------------------------|-----------|-----------|-----------|---------|------------|
| TOP 20 LABORATORY PROCEDURES BY COST/SVC | | | | | | |
| Procedure Code | Description | FY 2018 | | | | |
| | | # of Svcs | Total RVU | Full Cost | Avg RVU | Cost / Svc |
| 87880 | STREP A ASSAY W/OPTIC | 493 | 226.78 | \$ 8,110 | 0.46 | \$ 16.45 |
| 87420 | INF ANT DET;RESPIR SYNCYT VIR | 19 | 8.09 | \$ 289 | 0.43 | \$ 15.23 |
| 87400 | INF ANT DET,IMM; INFLU,A/B,EA | 254 | 106.64 | \$ 3,813 | 0.42 | \$ 15.01 |
| 85025 | COMPLETE CBC W/AUTO DIFF WBC | 1,130 | 361.60 | \$ 12,927 | 0.32 | \$ 11.44 |
| 83518 | IMMUNOASSAY, DIPSTICK | 11 | 3.28 | \$ 117 | 0.30 | \$ 10.66 |
| 84703 | CHORIONIC GONADOTROPIN ASSAY | 866 | 231.88 | \$ 8,293 | 0.27 | \$ 9.58 |
| 85027 | COMPLETE CBC, AUTOMATED | 3 | 0.75 | \$ 27 | 0.25 | \$ 8.94 |
| 81025 | URINE PREGNANCY TEST | 179 | 42.96 | \$ 1,536 | 0.24 | \$ 8.58 |
| 84999 | CLINICAL CHEMISTRY TEST | 81 | 15.39 | \$ 550 | 0.19 | \$ 6.79 |
| 87210 | SMR,PRI SRC;WET MT,INFECT AGNT | 330 | 52.80 | \$ 1,888 | 0.16 | \$ 5.72 |
| 87220 | TISS EXM,KOH SLD SMP FRM SK/HR | 337 | 51.68 | \$ 1,847 | 0.15 | \$ 5.48 |
| 82270 | BLD,OCCULT,QUAL;FECES,COL NEO | 15 | 1.80 | \$ 64 | 0.12 | \$ 4.29 |
| 81001 | URINALYSIS, AUTO W/SCOPE | 697 | 78.64 | \$ 2,810 | 0.11 | \$ 4.03 |
| 81015 | MICROSCOPIC EXAM OF URINE | 408 | 43.18 | \$ 1,545 | 0.11 | \$ 3.79 |
| 85014 | BLD CNT; HEMATOCRIT | 7 | 0.59 | \$ 21 | 0.08 | \$ 3.01 |
| 85018 | BLD CNT; HEMOGLOBIN | 10 | 0.82 | \$ 29 | 0.08 | \$ 2.93 |

¹ Source: M2 Laboratory Detail, includes both Technical and Professional services.

AMC Womack – FY18 Direct Care Top 20 Laboratory Procedures¹ by Number of Services and Cost/Svc

| 6106 CBMH HOPE MILLS-BRAGG | | | | | | |
|--|--------------------------------|-----------|-----------|-----------|---------|------------|
| TOP 20 LABORATORY PROCEDURES BY VOLUME | | | | | | |
| Procedure Code | Description | FY 2018 | | | | |
| | | # of Svcs | Total RVU | Full Cost | Avg RVU | Cost / Svc |
| 85025 | COMPLETE CBC W/AUTO DIFF WBC | 1,876 | 599.51 | \$ 21,432 | 0.32 | \$ 11.42 |
| 81001 | URINALYSIS, AUTO W/SCOPE | 1,281 | 143.49 | \$ 5,127 | 0.11 | \$ 4.00 |
| 87880 | STREP A ASSAY W/OPTIC | 1,163 | 534.98 | \$ 19,131 | 0.46 | \$ 16.45 |
| 81025 | URINE PREGNANCY TEST | 936 | 224.64 | \$ 8,031 | 0.24 | \$ 8.58 |
| 81015 | MICROSCOPIC EXAM OF URINE | 708 | 74.09 | \$ 2,651 | 0.10 | \$ 3.74 |
| 87400 | INF ANT DET,IMM; INFLU,A/B,EA | 371 | 156.61 | \$ 5,600 | 0.42 | \$ 15.09 |
| 87210 | SMR,PRI SRC;WET MT,INFECT AGNT | 355 | 56.80 | \$ 2,031 | 0.16 | \$ 5.72 |
| 84999 | CLINICAL CHEMISTRY TEST | 177 | 33.63 | \$ 1,202 | 0.19 | \$ 6.79 |
| 84703 | CHORIONIC GONADOTROPIN ASSAY | 85 | 22.76 | \$ 814 | 0.27 | \$ 9.58 |
| 82270 | BLD,OCCULT,QUAL;FECES,COL NEO | 44 | 5.28 | \$ 189 | 0.12 | \$ 4.29 |
| 83518 | IMMUNOASSAY, DIPSTICK | 26 | 7.72 | \$ 276 | 0.30 | \$ 10.62 |
| 85018 | BLD CNT; HEMOGLOBIN | 22 | 1.83 | \$ 65 | 0.08 | \$ 2.97 |
| 87420 | INF ANT DET;RESPIR SYNCYT VIR | 16 | 6.81 | \$ 244 | 0.43 | \$ 15.22 |
| 85014 | BLD CNT; HEMATOCRIT | 2 | 0.16 | \$ 6 | 0.08 | \$ 2.86 |
| 87220 | TISS EXM,KOH SLD SMP FRM SK/HR | 2 | 0.30 | \$ 11 | 0.15 | \$ 5.36 |
| 85027 | COMPLETE CBC, AUTOMATED | 1 | 0.25 | \$ 9 | 0.25 | \$ 8.94 |

| 6106 CBMH HOPE MILLS-BRAGG | | | | | | |
|--|--------------------------------|-----------|-----------|-----------|---------|------------|
| TOP 20 LABORATORY PROCEDURES BY COST/SVC | | | | | | |
| Procedure Code | Description | FY 2018 | | | | |
| | | # of Svcs | Total RVU | Full Cost | Avg RVU | Cost / Svc |
| 87880 | STREP A ASSAY W/OPTIC | 1,163 | 534.98 | \$ 19,131 | 0.46 | \$ 16.45 |
| 87420 | INF ANT DET;RESPIR SYNCYT VIR | 16 | 6.81 | \$ 244 | 0.43 | \$ 15.22 |
| 87400 | INF ANT DET,IMM; INFLU,A/B,EA | 371 | 156.61 | \$ 5,600 | 0.42 | \$ 15.09 |
| 85025 | COMPLETE CBC W/AUTO DIFF WBC | 1,876 | 599.51 | \$ 21,432 | 0.32 | \$ 11.42 |
| 83518 | IMMUNOASSAY, DIPSTICK | 26 | 7.72 | \$ 276 | 0.30 | \$ 10.62 |
| 84703 | CHORIONIC GONADOTROPIN ASSAY | 85 | 22.76 | \$ 814 | 0.27 | \$ 9.58 |
| 85027 | COMPLETE CBC, AUTOMATED | 1 | 0.25 | \$ 9 | 0.25 | \$ 8.94 |
| 81025 | URINE PREGNANCY TEST | 936 | 224.64 | \$ 8,031 | 0.24 | \$ 8.58 |
| 84999 | CLINICAL CHEMISTRY TEST | 177 | 33.63 | \$ 1,202 | 0.19 | \$ 6.79 |
| 87210 | SMR,PRI SRC;WET MT,INFECT AGNT | 355 | 56.80 | \$ 2,031 | 0.16 | \$ 5.72 |
| 87220 | TISS EXM,KOH SLD SMP FRM SK/HR | 2 | 0.30 | \$ 11 | 0.15 | \$ 5.36 |
| 82270 | BLD,OCCULT,QUAL;FECES,COL NEO | 44 | 5.28 | \$ 189 | 0.12 | \$ 4.29 |
| 81001 | URINALYSIS, AUTO W/SCOPE | 1,281 | 143.49 | \$ 5,127 | 0.11 | \$ 4.00 |
| 81015 | MICROSCOPIC EXAM OF URINE | 708 | 74.09 | \$ 2,651 | 0.10 | \$ 3.74 |
| 85018 | BLD CNT; HEMOGLOBIN | 22 | 1.83 | \$ 65 | 0.08 | \$ 2.97 |
| 85014 | BLD CNT; HEMATOCRIT | 2 | 0.16 | \$ 6 | 0.08 | \$ 2.86 |

¹ Source: M2 Laboratory Detail, includes both Technical and Professional services.

AMC Womack – FY18 Direct Care Top 20 Laboratory Procedures¹ by Number of Services and Cost/Svc

| 6107 CBMH LINDEN OAKS-BRAGG | | | | | | |
|--|--------------------------------|-----------|-----------|-----------|---------|------------|
| TOP 20 LABORATORY PROCEDURES BY VOLUME | | | | | | |
| Procedure Code | Description | FY 2018 | | | | |
| | | # of Svcs | Total RVU | Full Cost | Avg RVU | Cost / Svc |
| 85025 | COMPLETE CBC W/AUTO DIFF WBC | 2,254 | 721.28 | \$ 25,786 | 0.32 | \$ 11.44 |
| 87210 | SMR,PRI SRC;WET MT,INFECT AGNT | 987 | 157.92 | \$ 5,646 | 0.16 | \$ 5.72 |
| 81001 | URINALYSIS, AUTO W/SCOPE | 961 | 107.83 | \$ 3,853 | 0.11 | \$ 4.01 |
| 81025 | URINE PREGNANCY TEST | 711 | 170.64 | \$ 6,100 | 0.24 | \$ 8.58 |
| 84703 | CHORIONIC GONADOTROPIN ASSAY | 597 | 159.09 | \$ 5,690 | 0.27 | \$ 9.53 |
| 87880 | STREP A ASSAY W/OPTIC | 535 | 246.10 | \$ 8,801 | 0.46 | \$ 16.45 |
| 81015 | MICROSCOPIC EXAM OF URINE | 504 | 52.72 | \$ 1,887 | 0.10 | \$ 3.74 |
| 87400 | INF ANT DET,IMM; INFLU,A/B,EA | 177 | 74.17 | \$ 2,652 | 0.42 | \$ 14.98 |
| 85018 | BLD CNT; HEMOGLOBIN | 138 | 11.35 | \$ 406 | 0.08 | \$ 2.94 |
| 84999 | CLINICAL CHEMISTRY TEST | 123 | 23.37 | \$ 835 | 0.19 | \$ 6.79 |
| 82274 | ASSAY TEST FOR BLOOD, FECAL | 65 | 36.29 | \$ 1,298 | 0.56 | \$ 19.97 |
| 87420 | INF ANT DET;RESPIR SYNCYT VIR | 43 | 18.48 | \$ 661 | 0.43 | \$ 15.37 |
| 85014 | BLD CNT; HEMATOCRIT | 19 | 1.52 | \$ 54 | 0.08 | \$ 2.86 |
| 85027 | COMPLETE CBC, AUTOMATED | 6 | 1.32 | \$ 47 | 0.22 | \$ 7.87 |
| 83518 | IMMUNOASSAY, DIPSTICK | 5 | 1.45 | \$ 52 | 0.29 | \$ 10.37 |

| 6107 CBMH LINDEN OAKS-BRAGG | | | | | | |
|--|--------------------------------|-----------|-----------|-----------|---------|------------|
| TOP 20 LABORATORY PROCEDURES BY COST/SVC | | | | | | |
| Procedure Code | Description | FY 2018 | | | | |
| | | # of Svcs | Total RVU | Full Cost | Avg RVU | Cost / Svc |
| 82274 | ASSAY TEST FOR BLOOD, FECAL | 65 | 36.29 | \$ 1,298 | 0.56 | \$ 19.97 |
| 87880 | STREP A ASSAY W/OPTIC | 535 | 246.10 | \$ 8,801 | 0.46 | \$ 16.45 |
| 87420 | INF ANT DET;RESPIR SYNCYT VIR | 43 | 18.48 | \$ 661 | 0.43 | \$ 15.37 |
| 87400 | INF ANT DET,IMM; INFLU,A/B,EA | 177 | 74.17 | \$ 2,652 | 0.42 | \$ 14.98 |
| 85025 | COMPLETE CBC W/AUTO DIFF WBC | 2,254 | 721.28 | \$ 25,786 | 0.32 | \$ 11.44 |
| 83518 | IMMUNOASSAY, DIPSTICK | 5 | 1.45 | \$ 52 | 0.29 | \$ 10.37 |
| 84703 | CHORIONIC GONADOTROPIN ASSAY | 597 | 159.09 | \$ 5,690 | 0.27 | \$ 9.53 |
| 81025 | URINE PREGNANCY TEST | 711 | 170.64 | \$ 6,100 | 0.24 | \$ 8.58 |
| 85027 | COMPLETE CBC, AUTOMATED | 6 | 1.32 | \$ 47 | 0.22 | \$ 7.87 |
| 84999 | CLINICAL CHEMISTRY TEST | 123 | 23.37 | \$ 835 | 0.19 | \$ 6.79 |
| 87210 | SMR,PRI SRC;WET MT,INFECT AGNT | 987 | 157.92 | \$ 5,646 | 0.16 | \$ 5.72 |
| 81001 | URINALYSIS, AUTO W/SCOPE | 961 | 107.83 | \$ 3,853 | 0.11 | \$ 4.01 |
| 81015 | MICROSCOPIC EXAM OF URINE | 504 | 52.72 | \$ 1,887 | 0.10 | \$ 3.74 |
| 85018 | BLD CNT; HEMOGLOBIN | 138 | 11.35 | \$ 406 | 0.08 | \$ 2.94 |
| 85014 | BLD CNT; HEMATOCRIT | 19 | 1.52 | \$ 54 | 0.08 | \$ 2.86 |

¹Source: M2 Laboratory Detail, includes both Technical and Professional services.

AMC Womack – FY18 Direct Care Top 20 Laboratory Procedures¹ by Number of Services and Cost/Svc

| 7143 ROBINSON CLINIC-BRAGG | | | | | | |
|--|-----------------------------------|-----------|-----------|------------|---------|------------|
| TOP 20 LABORATORY PROCEDURES BY VOLUME | | | | | | |
| Procedure Code | Description | FY 2018 | | | | |
| | | # of Svcs | Total RVU | Full Cost | Avg RVU | Cost / Svc |
| 81001 | URINALYSIS, AUTO W/SCOPE | 8,935 | 1,002.18 | \$ 35,810 | 0.11 | \$ 4.01 |
| 85025 | COMPLETE CBC W/AUTO DIFF WBC | 7,791 | 2,493.12 | \$ 89,129 | 0.32 | \$ 11.44 |
| 80061 | LIPID PANEL | 6,269 | 6,361.05 | \$ 227,479 | 1.01 | \$ 36.29 |
| 80053 | COMPREHENSIVE METABOLIC PANEL | 5,416 | 9,465.31 | \$ 338,476 | 1.75 | \$ 62.50 |
| 81015 | MICROSCOPIC EXAM OF URINE | 5,240 | 544.92 | \$ 19,502 | 0.10 | \$ 3.72 |
| 84703 | CHORIONIC GONADOTROPIN ASSAY | 2,198 | 587.83 | \$ 21,025 | 0.27 | \$ 9.57 |
| 85660 | RBC SICKLE CELL TEST | 1,897 | 367.65 | \$ 13,141 | 0.19 | \$ 6.93 |
| 86592 | SYPHILIS TEST NON-TREP QUAL | 1,737 | 330.03 | \$ 11,794 | 0.19 | \$ 6.79 |
| 85014 | BLD CNT; HEMATOCRIT | 1,716 | 140.98 | \$ 5,041 | 0.08 | \$ 2.94 |
| 85018 | BLD CNT; HEMOGLOBIN | 1,337 | 109.86 | \$ 3,928 | 0.08 | \$ 2.94 |
| 80048 | BASIC METABOL PANEL (CA,TOTAL) | 1,199 | 1,187.01 | \$ 42,445 | 0.99 | \$ 35.40 |
| 81025 | URINE PREGNANCY TEST | 970 | 232.80 | \$ 8,323 | 0.24 | \$ 8.58 |
| 82270 | BLD, OCCULT, QUAL; FECES, COL NEO | 937 | 112.44 | \$ 4,020 | 0.12 | \$ 4.29 |
| 87210 | SMR, PRI SRC; WET MT, INFECT AGNT | 763 | 122.08 | \$ 4,364 | 0.16 | \$ 5.72 |
| 82947 | GLUCOSE; QUANTITATIVE, BLOOD | 731 | 80.41 | \$ 2,873 | 0.11 | \$ 3.93 |
| 87220 | TISS EXM, KOH SLD SMP FRM SK/HR | 716 | 109.21 | \$ 3,903 | 0.15 | \$ 5.45 |
| 87880 | STREP A ASSAY W/OPTIC | 704 | 323.84 | \$ 11,581 | 0.46 | \$ 16.45 |
| 85652 | RBC SED RATE, AUTOMATED | 474 | 43.91 | \$ 1,571 | 0.09 | \$ 3.31 |
| 80076 | HEPATIC FUNCTION PANEL | 367 | 354.33 | \$ 12,671 | 0.97 | \$ 34.53 |
| 82465 | CHOLESTEROL, SERUM/WHOLE BLOOD | 307 | 73.68 | \$ 2,634 | 0.24 | \$ 8.58 |

| 7143 ROBINSON CLINIC-BRAGG | | | | | | |
|--|----------------------------------|-----------|-----------|------------|---------|------------|
| TOP 20 LABORATORY PROCEDURES BY COST/SVC | | | | | | |
| Procedure Code | Description | FY 2018 | | | | |
| | | # of Svcs | Total RVU | Full Cost | Avg RVU | Cost / Svc |
| 80053 | COMPREHENSIVE METABOLIC PANEL | 5,416 | 9,465.31 | \$ 338,476 | 1.75 | \$ 62.50 |
| 80069 | RENAL FUNCTION PANEL | 130 | 161.20 | \$ 5,764 | 1.24 | \$ 44.34 |
| 80061 | LIPID PANEL | 6,269 | 6,361.05 | \$ 227,479 | 1.01 | \$ 36.29 |
| 80048 | BASIC METABOL PANEL (CA,TOTAL) | 1,199 | 1,187.01 | \$ 42,445 | 0.99 | \$ 35.40 |
| 80076 | HEPATIC FUNCTION PANEL | 367 | 354.33 | \$ 12,671 | 0.97 | \$ 34.53 |
| 80051 | ELECTROLYTE PANEL | 7 | 3.83 | \$ 137 | 0.55 | \$ 19.57 |
| 87880 | STREP A ASSAY W/OPTIC | 704 | 323.84 | \$ 11,581 | 0.46 | \$ 16.45 |
| 83718 | ASSAY OF LIPOPROTEIN | 1 | 0.45 | \$ 16 | 0.45 | \$ 16.09 |
| 87420 | INF ANT DET; RESPIR SYNCYT VIR | 20 | 8.90 | \$ 318 | 0.45 | \$ 15.91 |
| 87400 | INF ANT DET, IMM; INFLU, A/B, EA | 271 | 113.11 | \$ 4,044 | 0.42 | \$ 14.92 |
| 85060 | BLOOD SMEAR INTERPRETATION | 2 | 0.74 | \$ 26 | 0.37 | \$ 13.23 |
| 85025 | COMPLETE CBC W/AUTO DIFF WBC | 7,791 | 2,493.12 | \$ 89,129 | 0.32 | \$ 11.44 |
| 84478 | ASSAY OF TRIGLYCERIDES | 5 | 1.60 | \$ 57 | 0.32 | \$ 11.44 |
| 83518 | IMMUNOASSAY, DIPSTICK | 38 | 11.20 | \$ 400 | 0.29 | \$ 10.54 |
| 84703 | CHORIONIC GONADOTROPIN ASSAY | 2,198 | 587.83 | \$ 21,025 | 0.27 | \$ 9.57 |
| 81025 | URINE PREGNANCY TEST | 970 | 232.80 | \$ 8,323 | 0.24 | \$ 8.58 |
| 82465 | CHOLESTEROL, SERUM/WHOLE BLOOD | 307 | 73.68 | \$ 2,634 | 0.24 | \$ 8.58 |
| 85027 | COMPLETE CBC, AUTOMATED | 5 | 1.13 | \$ 40 | 0.23 | \$ 8.08 |
| 82248 | BILIRUBIN, DIRECT | 17 | 3.40 | \$ 122 | 0.20 | \$ 7.15 |
| 85660 | RBC SICKLE CELL TEST | 1,897 | 367.65 | \$ 13,141 | 0.19 | \$ 6.93 |

¹ Source: M2 Laboratory Detail, includes both Technical and Professional services.

AMC Womack – FY18 Direct Care Top 20 Laboratory Procedures¹ by Number of Services and Cost/Svc

| 7286 JOEL CLINIC-BRAGG | | | | | | |
|--|--------------------------------|-----------|-----------|------------|---------|------------|
| TOP 20 LABORATORY PROCEDURES BY VOLUME | | | | | | |
| Procedure Code | Description | FY 2018 | | | | |
| | | # of Svcs | Total RVU | Full Cost | Avg RVU | Cost / Svc |
| 85025 | COMPLETE CBC W/AUTO DIFF WBC | 4,680 | 1,491.66 | \$ 53,327 | 0.32 | \$ 11.39 |
| 80061 | LIPID PANEL | 4,082 | 4,134.76 | \$ 147,864 | 1.01 | \$ 36.22 |
| 80053 | COMPREHENSIVE METABOLIC PANEL | 3,650 | 6,369.85 | \$ 227,784 | 1.75 | \$ 62.41 |
| 81001 | URINALYSIS, AUTO W/SCOPE | 3,548 | 398.42 | \$ 14,237 | 0.11 | \$ 4.01 |
| 81015 | MICROSCOPIC EXAM OF URINE | 2,058 | 214.92 | \$ 7,691 | 0.10 | \$ 3.74 |
| 84703 | CHORIONIC GONADOTROPIN ASSAY | 1,292 | 345.43 | \$ 12,355 | 0.27 | \$ 9.56 |
| 82947 | GLUCOSE; QUANTITATIVE, BLOOD | 1,254 | 137.88 | \$ 4,926 | 0.11 | \$ 3.93 |
| 86592 | SYPHILIS TEST NON-TREP QUAL | 593 | 112.67 | \$ 4,026 | 0.19 | \$ 6.79 |
| 80048 | BASIC METABOL PANEL (CA,TOTAL) | 544 | 537.62 | \$ 19,224 | 0.99 | \$ 35.34 |
| 82270 | BLD_OCCULT,QUAL;FECES,COL NEO | 437 | 52.44 | \$ 1,875 | 0.12 | \$ 4.29 |
| 85660 | RBC SICKLE CELL TEST | 435 | 84.37 | \$ 3,016 | 0.19 | \$ 6.93 |
| 87210 | SMR,PRI SRC;WET MT,INFECT AGNT | 339 | 54.24 | \$ 1,939 | 0.16 | \$ 5.72 |
| 85652 | RBC SED RATE, AUTOMATED | 286 | 26.46 | \$ 947 | 0.09 | \$ 3.31 |
| 87880 | STREP A ASSAY W/OPTIC | 276 | 126.96 | \$ 4,540 | 0.46 | \$ 16.45 |
| 80076 | HEPATIC FUNCTION PANEL | 275 | 265.21 | \$ 9,484 | 0.96 | \$ 34.49 |
| 81025 | URINE PREGNANCY TEST | 274 | 65.76 | \$ 2,351 | 0.24 | \$ 8.58 |
| 84999 | CLINICAL CHEMISTRY TEST | 232 | 44.08 | \$ 1,575 | 0.19 | \$ 6.79 |
| 84550 | ASSAY OF BLOOD/URIC ACID | 226 | 36.65 | \$ 1,310 | 0.16 | \$ 5.80 |
| 85014 | BLD CNT; HEMATOCRIT | 187 | 15.11 | \$ 540 | 0.08 | \$ 2.89 |
| 82465 | CHOLESTEROL,SERUM/WHOLE BLOOD | 136 | 32.45 | \$ 1,160 | 0.24 | \$ 8.53 |

| 7286 JOEL CLINIC-BRAGG | | | | | | |
|--|--------------------------------|-----------|-----------|------------|---------|------------|
| TOP 20 LABORATORY PROCEDURES BY COST/SVC | | | | | | |
| Procedure Code | Description | FY 2018 | | | | |
| | | # of Svcs | Total RVU | Full Cost | Avg RVU | Cost / Svc |
| 80053 | COMPREHENSIVE METABOLIC PANEL | 3,650 | 6,369.85 | \$ 227,784 | 1.75 | \$ 62.41 |
| 80069 | RENAL FUNCTION PANEL | 87 | 107.88 | \$ 3,858 | 1.24 | \$ 44.34 |
| 80061 | LIPID PANEL | 4,082 | 4,134.76 | \$ 147,864 | 1.01 | \$ 36.22 |
| 80048 | BASIC METABOL PANEL (CA,TOTAL) | 544 | 537.62 | \$ 19,224 | 0.99 | \$ 35.34 |
| 80076 | HEPATIC FUNCTION PANEL | 275 | 265.21 | \$ 9,484 | 0.96 | \$ 34.49 |
| 85060 | BLOOD SMEAR INTERPRETATION | 4 | 2.12 | \$ 76 | 0.53 | \$ 18.95 |
| 80051 | ELECTROLYTE PANEL | 15 | 7.22 | \$ 258 | 0.48 | \$ 17.21 |
| 87880 | STREP A ASSAY W/OPTIC | 276 | 126.96 | \$ 4,540 | 0.46 | \$ 16.45 |
| 83718 | ASSAY OF LIPOPROTEIN | 37 | 16.76 | \$ 599 | 0.45 | \$ 16.20 |
| 87420 | INF ANT DET;RESPIR SYNCYT VIR | 22 | 9.42 | \$ 337 | 0.43 | \$ 15.31 |
| 87400 | INF ANT DET,IMM; INFLU,A/B,EA | 123 | 51.78 | \$ 1,852 | 0.42 | \$ 15.05 |
| 89300 | SEMEN ANALYSIS | 9 | 2.88 | \$ 103 | 0.32 | \$ 11.45 |
| 85025 | COMPLETE CBC W/AUTO DIFF WBC | 4,680 | 1,491.66 | \$ 53,327 | 0.32 | \$ 11.39 |
| 83518 | IMMUNOASSAY, DIPSTICK | 14 | 4.18 | \$ 149 | 0.30 | \$ 10.68 |
| 84703 | CHORIONIC GONADOTROPIN ASSAY | 1,292 | 345.43 | \$ 12,355 | 0.27 | \$ 9.56 |
| 81025 | URINE PREGNANCY TEST | 274 | 65.76 | \$ 2,351 | 0.24 | \$ 8.58 |
| 82465 | CHOLESTEROL,SERUM/WHOLE BLOOD | 136 | 32.45 | \$ 1,160 | 0.24 | \$ 8.53 |
| 85027 | COMPLETE CBC, AUTOMATED | 1 | 0.22 | \$ 8 | 0.22 | \$ 7.87 |
| 82248 | BILIRUBIN, DIRECT | 23 | 4.60 | \$ 164 | 0.20 | \$ 7.15 |
| 85660 | RBC SICKLE CELL TEST | 435 | 84.37 | \$ 3,016 | 0.19 | \$ 6.93 |

¹Source: M2 Laboratory Detail, includes both Technical and Professional services.

AMC Womack – FY18 Direct Care Top 20 Laboratory Procedures¹ by Number of Services and Cost/Svc

| 7294 CLARK CLINIC-BRAGG | | | | | | |
|--|--------------------------------|-----------|-----------|------------|---------|------------|
| TOP 20 LABORATORY PROCEDURES BY VOLUME | | | | | | |
| Procedure Code | Description | FY 2018 | | | | |
| | | # of Svcs | Total RVU | Full Cost | Avg RVU | Cost / Svc |
| 85025 | COMPLETE CBC W/AUTO DIFF WBC | 6,574 | 2,103.68 | \$ 75,207 | 0.32 | \$ 11.44 |
| 81001 | URINALYSIS, AUTO W/SCOPE | 5,167 | 580.84 | \$ 20,755 | 0.11 | \$ 4.02 |
| 80061 | LIPID PANEL | 4,443 | 4,508.75 | \$ 161,238 | 1.01 | \$ 36.29 |
| 80053 | COMPREHENSIVE METABOLIC PANEL | 4,379 | 7,651.91 | \$ 273,630 | 1.75 | \$ 62.49 |
| 86592 | SYPHILIS TEST NON-TREP QUAL | 2,120 | 402.80 | \$ 14,395 | 0.19 | \$ 6.79 |
| 81015 | MICROSCOPIC EXAM OF URINE | 1,802 | 189.12 | \$ 6,768 | 0.10 | \$ 3.76 |
| 82270 | BLD,OCCULT,QUAL;FECES,COL NEO | 1,553 | 186.36 | \$ 6,662 | 0.12 | \$ 4.29 |
| 82947 | GLUCOSE; QUANTITATIVE, BLOOD | 1,287 | 141.57 | \$ 5,058 | 0.11 | \$ 3.93 |
| 85660 | RBC SICKLE CELL TEST | 1,156 | 224.82 | \$ 8,036 | 0.19 | \$ 6.95 |
| 84703 | CHORIONIC GONADOTROPIN ASSAY | 846 | 227.22 | \$ 8,127 | 0.27 | \$ 9.61 |
| 87880 | STREP A ASSAY W/OPTIC | 835 | 384.10 | \$ 13,736 | 0.46 | \$ 16.45 |
| 80048 | BASIC METABOL PANEL (CA,TOTAL) | 789 | 781.11 | \$ 27,931 | 0.99 | \$ 35.40 |
| 82465 | CHOLESTEROL,SERUM/WHOLE BLOOD | 718 | 172.32 | \$ 6,160 | 0.24 | \$ 8.58 |
| 85014 | BLD CNT; HEMATOCRIT | 581 | 47.71 | \$ 1,706 | 0.08 | \$ 2.94 |
| 81025 | URINE PREGNANCY TEST | 563 | 135.12 | \$ 4,831 | 0.24 | \$ 8.58 |
| 85018 | BLD CNT; HEMOGLOBIN | 425 | 35.03 | \$ 1,253 | 0.08 | \$ 2.95 |
| 80076 | HEPATIC FUNCTION PANEL | 328 | 316.48 | \$ 11,318 | 0.96 | \$ 34.51 |
| 84999 | CLINICAL CHEMISTRY TEST | 253 | 48.07 | \$ 1,718 | 0.19 | \$ 6.79 |
| 87210 | SMR,PRI SRC;WET MT,INFECT AGNT | 238 | 38.08 | \$ 1,361 | 0.16 | \$ 5.72 |
| 87220 | TISS EXM,KOH SLD SMP FRM SK/HR | 190 | 29.10 | \$ 1,040 | 0.15 | \$ 5.47 |

| 7294 CLARK CLINIC-BRAGG | | | | | | |
|--|--------------------------------|-----------|-----------|------------|---------|------------|
| TOP 20 LABORATORY PROCEDURES BY COST/SVC | | | | | | |
| Procedure Code | Description | FY 2018 | | | | |
| | | # of Svcs | Total RVU | Full Cost | Avg RVU | Cost / Svc |
| 80053 | COMPREHENSIVE METABOLIC PANEL | 4,379 | 7,651.91 | \$ 273,630 | 1.75 | \$ 62.49 |
| 80069 | RENAL FUNCTION PANEL | 75 | 93.00 | \$ 3,326 | 1.24 | \$ 44.34 |
| 80061 | LIPID PANEL | 4,443 | 4,508.75 | \$ 161,238 | 1.01 | \$ 36.29 |
| 80048 | BASIC METABOL PANEL (CA,TOTAL) | 789 | 781.11 | \$ 27,931 | 0.99 | \$ 35.40 |
| 80076 | HEPATIC FUNCTION PANEL | 328 | 316.48 | \$ 11,318 | 0.96 | \$ 34.51 |
| 87880 | STREP A ASSAY W/OPTIC | 835 | 384.10 | \$ 13,736 | 0.46 | \$ 16.45 |
| 83718 | ASSAY OF LIPOPROTEIN | 1 | 0.45 | \$ 16 | 0.45 | \$ 16.09 |
| 87420 | INF ANT DET;RESPIR SYNCYT VIR | 17 | 7.32 | \$ 262 | 0.43 | \$ 15.40 |
| 87400 | INF ANT DET,IMM; INFLU,A/B,EA | 146 | 61.16 | \$ 2,187 | 0.42 | \$ 14.98 |
| 80051 | ELECTROLYTE PANEL | 49 | 17.42 | \$ 623 | 0.36 | \$ 12.71 |
| 83721 | LIPOPROT,DRCT MEAS;LDL CHLSTRL | 1 | 0.33 | \$ 12 | 0.33 | \$ 11.80 |
| 89300 | SEMEN ANALYSIS | 22 | 7.06 | \$ 253 | 0.32 | \$ 11.48 |
| 85025 | COMPLETE CBC W/AUTO DIFF WBC | 6,574 | 2,103.68 | \$ 75,207 | 0.32 | \$ 11.44 |
| 84478 | ASSAY OF TRIGLYCERIDES | 1 | 0.32 | \$ 11 | 0.32 | \$ 11.44 |
| 83518 | IMMUNOASSAY, DIPSTICK | 8 | 2.35 | \$ 84 | 0.29 | \$ 10.50 |
| 84703 | CHORIONIC GONADOTROPIN ASSAY | 846 | 227.22 | \$ 8,127 | 0.27 | \$ 9.61 |
| 82465 | CHOLESTEROL,SERUM/WHOLE BLOOD | 718 | 172.32 | \$ 6,160 | 0.24 | \$ 8.58 |
| 81025 | URINE PREGNANCY TEST | 563 | 135.12 | \$ 4,831 | 0.24 | \$ 8.58 |
| 85027 | COMPLETE CBC, AUTOMATED | 2 | 0.47 | \$ 17 | 0.24 | \$ 8.41 |
| 82248 | BILIRUBIN, DIRECT | 29 | 5.80 | \$ 207 | 0.20 | \$ 7.15 |

¹Source: M2 Laboratory Detail, includes both Technical and Professional services.

AMC Womack – Purchased Care Laboratory¹ Services by Product Line² and Enrollment Category

| 0089 AMC WOMACK-BRAGG CATCHMENT AREA | | | | | | | |
|--------------------------------------|---------------|------------|----------------|-----------|---------------|----------------|----------------|
| FY 2017 LABORATORY SERVICES | | | | | | | |
| Product Line | Prime - Site | Reliant | Prime - Other | Plus | TFL | Not Enrolled | Total |
| Inpatient | 1,256 | 2 | 559 | | 2,680 | 787 | 5,284 |
| Anesth | 510 | | 145 | | 62 | 142 | 859 |
| Derm | 186 | | 310 | | 1,674 | 315 | 2,485 |
| ENT | 17 | | 118 | | 50 | 156 | 341 |
| ER | 1,761 | 49 | 926 | | 2,826 | 1,353 | 6,915 |
| Facility | 9,931 | 84 | 18,530 | 12 | 12,773 | 19,310 | 60,640 |
| IMSub | 4,805 | 19 | 4,851 | 1 | 4,685 | 3,179 | 17,540 |
| MH | 296 | | 52 | | | 114 | 462 |
| OBGYN | 675 | 9 | 1,784 | 1 | 602 | 11,629 | 14,700 |
| Optom | 133 | | 194 | | 1,187 | 128 | 1,642 |
| Ortho | 394 | 3 | 267 | | 204 | 142 | 1,010 |
| PC | 9,555 | 89 | 36,815 | 20 | 26,926 | 33,467 | 106,872 |
| Path | 3,902 | 7 | 3,016 | 5 | 4,574 | 3,164 | 14,668 |
| Rad | | | 2 | | 6 | 7 | 15 |
| Surg | 56 | | 70 | | 126 | 278 | 530 |
| SurgSub | 388 | 1 | 798 | 1 | 3,956 | 968 | 6,112 |
| Other | 21 | | 17 | | 23 | 11 | 72 |
| None | 39,622 | 224 | 64,453 | 48 | 11,990 | 73,773 | 190,110 |
| Total | 73,508 | 487 | 132,907 | 88 | 74,344 | 148,923 | 430,257 |

| 0089 AMC WOMACK-BRAGG CATCHMENT AREA | | | | | | | | |
|--------------------------------------|---------------|------------|----------------|------------|---------------|----------------|----------------|-----|
| FY 2018 LABORATORY SERVICES | | | | | | | | |
| Product Line | Prime - Site | Reliant | Prime - Other | Plus | TFL | Not Enrolled | Total | |
| Inpatient | 1,382 | 1 | 1,070 | | 2,316 | 813 | 5,582 | |
| Anesth | 366 | | 175 | | 92 | 123 | 756 | |
| Derm | 212 | | 274 | | 1,879 | 387 | 2,752 | |
| ENT | 22 | | 225 | | 59 | 103 | 409 | |
| ER | 1,415 | 33 | 525 | 4 | 2,478 | 916 | 5,371 | |
| Facility | 10,069 | 29 | 16,626 | 38 | 14,579 | 16,785 | 58,126 | |
| IMSub | 4,271 | | 3,727 | 6 | 3,191 | 3,001 | 14,196 | |
| MH | 457 | | 86 | | | 1 | 215 | 759 |
| OBGYN | 400 | 9 | 1,016 | 1 | 595 | 5,998 | 8,019 | |
| Optom | 51 | | 114 | | 752 | 60 | 977 | |
| Ortho | 493 | | 286 | | 294 | 213 | 1,286 | |
| PC | 14,805 | 121 | 34,501 | 28 | 22,275 | 33,048 | 104,778 | |
| Path | 4,806 | 9 | 3,474 | 5 | 7,894 | 3,268 | 19,456 | |
| Rad | 1 | | | | 2 | 6 | 9 | |
| Surg | 66 | | 123 | | 133 | 247 | 569 | |
| SurgSub | 387 | | 915 | 1 | 3,689 | 909 | 5,901 | |
| Other | 64 | | 34 | | 29 | 22 | 149 | |
| None | 40,540 | 482 | 56,511 | 23 | 11,238 | 62,952 | 171,746 | |
| Total | 79,807 | 684 | 119,682 | 106 | 71,496 | 129,066 | 400,841 | |

¹ Source: M2 TED Non-Institutional Detail (Procedure Code = 8****), includes both Technical and Professional services. Based on Catchment Area ID.

Prime-Site defined based on Enrollment Site Parent.

² Inpatient defined as Service Type = I, otherwise based on standard Product Line (derived from Provider Specialty).

AMC Womack – FY18 Purchased Care Top 20 Laboratory Procedures¹ by Number of Services and Paid/Svc

| 0089 AMC WOMACK-BRAGG CATCHMENT AREA | | | | | | |
|--|--------------------------------|--------------------|--------------------|--------------------------|---------|-------------------------|
| TOP 20 LABORATORY PROCEDURES BY VOLUME | | | | | | |
| Procedure Code | Description | FY 2018 | | | | |
| | | Number of Services | Enhanced Total RVU | Amount Paid ² | Avg RVU | Paid ² / Svc |
| 88305 | LEV IV-SRG PATH,GROS&MICRO EXM | 24,050 | 37,394.42 | \$ 877,616 | 1.55 | \$ 36.49 |
| 80061 | LIPID PANEL | 17,489 | 9,336.56 | \$ 238,591 | 0.53 | \$ 13.64 |
| 85025 | COMPLETE CBC W/AUTO DIFF WBC | 16,180 | 4,491.93 | \$ 124,784 | 0.28 | \$ 7.71 |
| 80053 | COMPREHENSIVE METABOLIC PANEL | 16,060 | 5,934.68 | \$ 174,247 | 0.37 | \$ 10.85 |
| 86003 | ALLERG SPEC IGE;QUANT/SEMI,EA | 16,037 | 2,960.90 | \$ 93,380 | 0.18 | \$ 5.82 |
| 87804 | INFLUENZA ASSAY W/OPTIC | 11,438 | 5,260.56 | \$ 154,278 | 0.46 | \$ 13.49 |
| 84443 | ASSAY THYROID STIM HORMONE | 11,136 | 6,615.76 | \$ 196,091 | 0.59 | \$ 17.61 |
| 83036 | HEMOGLOBIN; GLYCOSYLATED (A1C) | 10,978 | 3,733.01 | \$ 96,482 | 0.34 | \$ 8.79 |
| 87880 | STREP A ASSAY W/OPTIC | 10,939 | 5,029.64 | \$ 153,864 | 0.46 | \$ 14.07 |
| 82306 | VITAMIN D, 25 HYDROXY | 9,220 | 9,646.12 | \$ 297,954 | 1.05 | \$ 32.32 |
| 81003 | URINALYSIS, AUTO, W/O SCOPE | 9,207 | 766.13 | \$ 17,260 | 0.08 | \$ 1.87 |
| 84439 | ASSAY OF FREE THYROXINE | 8,259 | 2,616.44 | \$ 82,737 | 0.32 | \$ 10.02 |
| 82947 | GLUCOSE; QUANTITATIVE, BLOOD | 7,031 | 938.96 | \$ 12,846 | 0.13 | \$ 1.83 |
| 85027 | COMPLETE CBC, AUTOMATED | 6,217 | 1,417.16 | \$ 39,997 | 0.23 | \$ 6.43 |
| 81002 | URINALYSIS NONAUTO W/O SCOPE | 6,158 | 615.70 | \$ 10,448 | 0.10 | \$ 1.70 |
| 80050 | GENERAL HEALTH PANEL | 5,758 | 7,586.57 | \$ 242,602 | 1.32 | \$ 42.13 |
| 81001 | URINALYSIS, AUTO W/SCOPE | 5,521 | 620.82 | \$ 14,981 | 0.11 | \$ 2.71 |
| 88342 | IMMUNOHIST/CYT;INIT SNG AB STN | 5,229 | 9,282.96 | \$ 233,515 | 1.78 | \$ 44.66 |
| 80307 | DRG TEST,ANY NUM;INS CHM,DT SV | 5,045 | 10,410.94 | \$ 381,044 | 2.06 | \$ 75.53 |
| 87491 | CHYLM D TRACH, DNA, AMP PROBE | 5,003 | 6,207.50 | \$ 199,989 | 1.24 | \$ 39.97 |

| 0089 AMC WOMACK-BRAGG CATCHMENT AREA | | | | | | |
|--|--------------------------------|--------------------|--------------------|--------------------------|---------|-------------------------|
| TOP 20 LABORATORY PROCEDURES BY PAID/SVC | | | | | | |
| Procedure Code | Description | FY 2018 | | | | |
| | | Number of Services | Enhanced Total RVU | Amount Paid ² | Avg RVU | Paid ² / Svc |
| 81416 | EXOME;SEQ ANAL,EA COMPARAT EXO | 12 | 1,099.89 | \$ 64,342 | 91.66 | \$ 5,361.79 |
| 81415 | EXOME; SEQUENCE ANALYSIS | 8 | 699.93 | \$ 33,588 | 87.49 | \$ 4,198.55 |
| 81519 | ONC(BRST),MRNA,RT-PCR,21 GENES | 8 | 783.76 | \$ 29,148 | 97.97 | \$ 3,643.53 |
| 81229 | CYTO CON MICROAR ANAL;COPY&SNP | 68 | 1,804.32 | \$ 220,485 | 26.53 | \$ 3,242.43 |
| 84999 | CLINICAL CHEMISTRY TEST | 2 | 0.00 | \$ 4,934 | 0.00 | \$ 2,466.93 |
| 81223 | CFTR GENE ANAL; FULL GENE SEQ | 2 | 27.72 | \$ 4,168 | 13.86 | \$ 2,084.04 |
| 81507 | FET ANEUP,MAT PLAS,RSK,EA TRIS | 7 | 44.16 | \$ 14,578 | 6.31 | \$ 2,082.55 |
| 81450 | TARG GEN SEQ,HEMATOLY NEO,5-50 | 1 | 21.10 | \$ 1,976 | 21.10 | \$ 1,976.37 |
| 81211 | BRCA1,2 GEN ANAL;FUL,COM,BRCA1 | 47 | 3,057.91 | \$ 79,199 | 65.06 | \$ 1,685.08 |
| 81201 | APC GENE ANAL;FULL GENE SEQ | 2 | 43.34 | \$ 2,797 | 21.67 | \$ 1,398.31 |
| 81479 | UNLISTED MOLECULAR PATH PROC | 78 | 0.00 | \$ 97,566 | 0.00 | \$ 1,250.84 |
| 81408 | MOLECULAR PATHOLOGY PROC, LV 9 | 32 | 1,722.36 | \$ 37,052 | 53.82 | \$ 1,157.86 |
| 81311 | NRAS,GENE ANAL,VAR,EXON 2 & 3 | 2 | 16.44 | \$ 1,455 | 8.22 | \$ 727.35 |
| 81220 | CFTR GENE ANAL;COMMON VARIANTS | 113 | 541.10 | \$ 74,411 | 4.79 | \$ 658.50 |
| 81406 | MOLECULAR PATHOLOGY PROC,LEV 7 | 96 | 675.96 | \$ 62,628 | 7.04 | \$ 652.38 |
| 81420 | FET CHR ANEUP GEN SEQ,13,18,21 | 18 | 394.80 | \$ 11,739 | 21.93 | \$ 652.14 |
| 81407 | MOLECULAR PATHOLOGY PROC, LV 8 | 2 | 47.02 | \$ 1,276 | 23.51 | \$ 637.92 |
| 81265 | COMP ANAL,STR MRK;PT&COMP SPEC | 3 | 22.96 | \$ 1,892 | 7.65 | \$ 630.64 |
| 81331 | SNRPN/UBE3A,METHYLATION ANAL | 3 | 4.26 | \$ 1,868 | 1.42 | \$ 622.58 |
| 81528 | ONC(COLOREC),QUANT,10 DNA MARK | 48 | 680.12 | \$ 29,054 | 14.17 | \$ 605.29 |

¹ Source: M2 TED Non-Institutional Detail (Procedure Code = 8****), includes both Technical and Professional services. Based on Catchment Area ID.

² Purchased Care includes 13% increase for overhead burdening.

Staffing

AMC Womack – Staffing¹

All MEPRS Codes, No Limitation on Skill Type

Assigned FTEs

| Tmt Parent DMIS ID | Tmt DMIS ID | Tmt DMIS ID Name | 2017 | | | | | 2018 | | | | |
|--------------------|--------------------|--------------------------------|----------------|------------|----------------|------------|----------------|----------------|------------|----------------|------------|----------------|
| | | | CIV | CON | MIL | OTH | TOTAL | CIV | CON | MIL | OTH | TOTAL |
| 0089 | 0089 | AMC WOMACK-BRAGG | 2,494.9 | | 934.4 | | 3,429.4 | 2,513.5 | | 842.0 | | 3,355.6 |
| | 0570 | BRAGG CLINIC | 14.4 | | 0.8 | | 15.2 | 15.9 | | | | 15.9 |
| | 0576 | OHC NSG OFF-SUNNY POINT | 1.4 | | | | 1.4 | 1.1 | | | | 1.1 |
| | 1892 | USADC DAVIS-BRAGG | 24.7 | | 22.7 | | 47.3 | 22.0 | | 23.9 | | 45.9 |
| | 1893 | USADC LAFLAMME-BRAGG | 43.6 | | 21.0 | | 64.6 | 39.9 | | 22.6 | | 62.5 |
| | 1894 | USADC ROHDE-BRAGG | 10.0 | | 7.9 | | 17.9 | 8.5 | | 9.3 | | 17.8 |
| | 1895 | USADC SMOKEBOMB HILL-BRAGG | 33.4 | | 24.0 | | 57.4 | 28.8 | | 23.9 | | 52.7 |
| | 6034 | TROOP & FAMILY MED CL-BRAGG | 74.6 | | 14.3 | | 88.8 | 53.9 | | 8.9 | | 62.8 |
| | 6035 | USADC BRAGG/POPE | 4.4 | | 3.9 | | 8.3 | 4.3 | | 6.2 | | 10.4 |
| | 6072 | WAMC-VA FAY REHAB CLINIC-BRAGG | | | | | 0.0 | | | | | 0.0 |
| | 6105 | CBMH FAYETTEVILLE-BRAGG | 30.8 | | | | 30.8 | 29.6 | | | | 29.6 |
| | 6106 | CBMH HOPE MILLS-BRAGG | 32.9 | | | | 32.9 | 32.4 | | | | 32.4 |
| | 6107 | CBMH LINDEN OAKS-BRAGG | 28.6 | | | | 28.6 | 29.5 | | | | 29.5 |
| | 6178 | EBH EAST BRAGG CLINIC-BRAGG | | | | | 0.0 | | | | | 0.0 |
| | 6179 | EBH WEST BRAGG CLINIC-BRAGG | | | | | 0.0 | | | | | 0.0 |
| | 6228 | NICOE-INTREPID SPIRIT-BRAGG | 19.6 | | | | 19.6 | 23.4 | | 0.0 | | 23.4 |
| | 7143 | ROBINSON CLINIC-BRAGG | 87.1 | | 24.2 | | 111.3 | 75.2 | | 18.4 | | 93.6 |
| | 7286 | JOEL CLINIC-BRAGG | 62.6 | | 13.8 | | 76.4 | 55.6 | | 15.5 | | 71.0 |
| | 7290 | USADC WAMC-BRAGG | 40.3 | | 40.5 | | 80.8 | 43.1 | | 35.5 | | 78.5 |
| | 7291 | USADC JOEL-BRAGG | 35.2 | | 10.0 | | 45.2 | 29.6 | | 11.2 | | 40.8 |
| 7294 | CLARK CLINIC-BRAGG | 78.3 | | 18.8 | | 97.1 | 71.9 | | 17.6 | | 89.5 | |
| 0089 Total | | | 3,116.8 | 0.0 | 1,136.3 | 0.0 | 4,253.1 | 3,078.3 | 0.0 | 1,035.0 | 0.0 | 4,113.2 |

Available FTEs

| Tmt Parent DMIS ID | Tmt DMIS ID | Tmt DMIS ID Name | 2017 | | | | | 2018 | | | | |
|--------------------|--------------------|--------------------------------|----------------|--------------|----------------|------------|----------------|----------------|--------------|----------------|------------|----------------|
| | | | CIV | CON | MIL | OTH | TOTAL | CIV | CON | MIL | OTH | TOTAL |
| 0089 | 0089 | AMC WOMACK-BRAGG | 2,033.9 | 283.3 | 840.1 | 0.2 | 3,157.5 | 2,022.9 | 313.0 | 888.5 | 0.0 | 3,224.4 |
| | 0570 | BRAGG CLINIC | 9.2 | | 0.1 | | 9.3 | 7.8 | | 0.1 | | 7.9 |
| | 0576 | OHC NSG OFF-SUNNY POINT | 0.2 | | | | 0.2 | 0.3 | | | | 0.3 |
| | 1892 | USADC DAVIS-BRAGG | 17.8 | 4.4 | 10.0 | | 32.2 | 15.7 | 4.6 | 8.3 | | 28.6 |
| | 1893 | USADC LAFLAMME-BRAGG | 35.8 | 2.4 | 14.1 | | 52.3 | 30.6 | 2.0 | 15.9 | | 48.5 |
| | 1894 | USADC ROHDE-BRAGG | 6.7 | 1.2 | 6.9 | | 14.8 | 4.6 | 1.1 | 8.6 | | 14.3 |
| | 1895 | USADC SMOKEBOMB HILL-BRAGG | 40.8 | 8.6 | 22.5 | | 71.9 | 34.5 | 8.6 | 20.3 | | 63.4 |
| | 6034 | TROOP & FAMILY MED CL-BRAGG | 76.3 | 2.9 | 17.9 | 0.0 | 97.0 | 56.1 | 2.7 | 12.3 | 0.0 | 71.1 |
| | 6035 | USADC BRAGG/POPE | | | | | 0.0 | | | | | 0.0 |
| | 6072 | WAMC-VA FAY REHAB CLINIC-BRAGG | 8.9 | | 0.3 | | 9.2 | 13.2 | 0.2 | | | 13.4 |
| | 6105 | CBMH FAYETTEVILLE-BRAGG | 28.6 | 0.4 | 0.1 | | 29.0 | 25.5 | 0.7 | 0.1 | | 26.3 |
| | 6106 | CBMH HOPE MILLS-BRAGG | 30.9 | 0.0 | 0.5 | | 31.3 | 31.8 | | 0.3 | | 32.0 |
| | 6107 | CBMH LINDEN OAKS-BRAGG | 25.4 | 1.0 | 0.3 | 0.0 | 26.7 | 27.2 | 0.1 | 1.9 | | 29.2 |
| | 6178 | EBH EAST BRAGG CLINIC-BRAGG | 4.1 | | 3.2 | | 7.3 | 5.6 | | 3.5 | | 9.1 |
| | 6179 | EBH WEST BRAGG CLINIC-BRAGG | 7.4 | 1.4 | 4.8 | | 13.6 | 8.4 | 0.8 | 3.9 | | 13.1 |
| | 6228 | NICOE-INTREPID SPIRIT-BRAGG | 20.3 | 2.7 | 2.1 | 0.1 | 25.2 | 21.1 | 2.9 | 2.9 | | 26.9 |
| | 7143 | ROBINSON CLINIC-BRAGG | 102.7 | 2.0 | 61.7 | | 166.4 | 87.0 | 1.4 | 44.8 | | 133.2 |
| | 7286 | JOEL CLINIC-BRAGG | 68.8 | 0.0 | 19.1 | | 87.9 | 57.4 | 0.1 | 10.5 | | 68.0 |
| | 7290 | USADC WAMC-BRAGG | 29.7 | 3.2 | 66.4 | | 99.4 | 27.9 | 4.3 | 69.7 | | 101.9 |
| | 7291 | USADC JOEL-BRAGG | 24.8 | 0.8 | 6.3 | | 31.9 | 19.3 | 0.9 | 5.9 | | 26.0 |
| 7294 | CLARK CLINIC-BRAGG | 81.0 | 0.3 | 15.6 | | 97.0 | 73.6 | 1.1 | 13.2 | | 87.9 | |
| 0089 Total | | | 2,653.2 | 314.4 | 1,092.2 | 0.3 | 4,060.1 | 2,570.5 | 344.4 | 1,110.5 | 0.0 | 4,025.4 |

¹ Source: M2 MEPRS Personnel Detail. Based on Parent DMIS ID, information listed by Child DMIS ID.

AMC Womack – Staffing (Available FTEs)¹

MEPRS A

| 0089 AMC WOMACK-BRAGG | | | | | | | | | | | |
|-----------------------|----------------------------|--------------|------------|--------------|------------|--------------|--------------|------------|--------------|------------|--------------|
| Skill Type | Skill Type and Suffix Desc | 2017 | | | | | 2018 | | | | |
| | | CIV | CON | MIL | OTH | TOTAL | CIV | CON | MIL | OTH | TOTAL |
| 1D | DENTIST | | | 0.2 | | 0.2 | | | 0.1 | | 0.1 |
| 1F | FELLOW-MEDICAL | | | 1.6 | | 1.6 | | | 2.3 | | 2.3 |
| 1N | INTERN-MEDICAL | | | 4.8 | | 4.8 | | | 5.7 | | 5.7 |
| 1P | PHYSICIAN | 5.0 | 0.5 | 15.3 | | 20.8 | 4.1 | 0.3 | 15.2 | | 19.6 |
| 1R | RESIDENT-MEDICAL | | | 7.2 | | 7.2 | | | 8.4 | | 8.4 |
| 1U | RESIDENT-DENTAL | | | | | 0.0 | | | 0.1 | | 0.1 |
| 2M | NURSE MIDWIFE | 2.0 | | 0.7 | | 2.7 | 2.3 | | 1.4 | | 3.7 |
| 2N | NURSE PRACTITIONER | 2.4 | | 0.6 | | 3.0 | 3.0 | | 0.2 | | 3.3 |
| 2P | PHYSICIAN ASSISTANT | 3.8 | | 0.1 | | 3.9 | 4.0 | | 0.2 | | 4.2 |
| 2W | STUDENT-NON GME/GDE | | | 0.1 | | 0.1 | | | 0.1 | | 0.1 |
| 2Z | ALL OTHERS IN SKILL TYPE 2 | 1.7 | 0.1 | 0.5 | | 2.3 | 2.5 | | 0.3 | | 2.8 |
| 3E | NURSE CASE MANAGER | | | | | 0.0 | 0.0 | | | | 0.0 |
| 3R | REGISTERED NURSE | 110.9 | | 54.2 | | 165.1 | 72.5 | | 43.9 | | 116.5 |
| 3W | STUDENT-NON GME/GDE | | | | | 0.0 | | | | | 0.0 |
| 4A | NURSING ASSISTANT | 19.2 | | | | 19.2 | 17.0 | | | | 17.0 |
| 4L | LPN/LVN | 32.0 | | 15.4 | | 47.4 | 12.4 | | 15.9 | | 28.3 |
| 4Z | ALL OTHERS IN SKILL TYPE 4 | 2.5 | 0.0 | 13.3 | | 15.9 | 1.9 | 0.3 | 12.1 | | 14.3 |
| 5Z | ALL OTHERS IN SKILL TYPE 5 | 14.4 | | | | 14.4 | 6.9 | | | | 6.9 |
| Grand Total | | 194.0 | 0.7 | 114.0 | 0.0 | 308.7 | 126.5 | 0.7 | 105.9 | 0.0 | 233.1 |

¹ Source: M2 MEPRS Personnel Detail. Based on Child DMIS ID.

AMC Womack – Staffing (Available FTEs)¹

MEPRS B

| 0089 AMC WOMACK-BRAGG | | | | | | | | | | | |
|-----------------------|------------------------------|--------------|-------------|--------------|------------|--------------|--------------|-------------|--------------|------------|--------------|
| Skill Type | Skill Type and Suffix Desc | 2017 | | | | | 2018 | | | | |
| | | CIV | CON | MIL | OTH | TOTAL | CIV | CON | MIL | OTH | TOTAL |
| 1D | DENTIST | | | 0.0 | | 0.0 | | | | | 0.0 |
| 1F | FELLOW-MEDICAL | | | 0.0 | | 0.0 | | | 0.2 | | 0.2 |
| 1N | INTERN-MEDICAL | | | 5.8 | | 5.8 | | | 4.2 | | 4.2 |
| 1P | PHYSICIAN | 19.3 | 11.9 | 45.0 | | 76.1 | 17.0 | 13.4 | 45.9 | 0.0 | 76.3 |
| 1R | RESIDENT-MEDICAL | | | 9.5 | | 9.5 | | | 12.8 | | 12.8 |
| 2A | NURSE ANESTHETIST | | | 0.0 | | 0.0 | | | | | 0.0 |
| 2C | COMMUNITY HEALTH NURSE (CRED | | | 1.4 | | 1.4 | | | 0.4 | | 0.4 |
| 2M | NURSE MIDWIFE | 2.0 | | 1.1 | | 3.1 | 2.2 | | 1.1 | | 3.3 |
| 2N | NURSE PRACTITIONER | 10.4 | 0.1 | 2.7 | | 13.1 | 10.8 | | 1.2 | | 12.0 |
| 2P | PHYSICIAN ASSISTANT | 16.6 | 4.9 | 3.6 | | 25.0 | 14.5 | 7.6 | 5.1 | | 27.1 |
| 2W | STUDENT-NON GME/GDE | | | 2.3 | | 2.3 | | | 1.8 | | 1.8 |
| 2Z | ALL OTHERS IN SKILL TYPE 2 | 49.6 | 3.0 | 8.3 | | 60.9 | 51.0 | 2.0 | 8.1 | | 61.2 |
| 3E | NURSE CASE MANAGER | 3.7 | | | | 3.7 | 4.7 | | | | 4.7 |
| 3R | REGISTERED NURSE | 110.7 | 3.3 | 7.8 | | 121.8 | 114.4 | 3.6 | 7.0 | | 125.0 |
| 3W | STUDENT-NON GME/GDE | | | | | 0.0 | | | | | 0.0 |
| 4A | NURSING ASSISTANT | 13.4 | | | | 13.4 | 10.4 | | | | 10.4 |
| 4L | LPN/LVN | 83.0 | | 0.4 | | 83.4 | 85.1 | | 1.6 | | 86.7 |
| 4W | STUDENT-NON GME/GDE | | | 1.4 | | 1.4 | | | 1.9 | | 1.9 |
| 4Z | ALL OTHERS IN SKILL TYPE 4 | 76.9 | 3.1 | 75.3 | | 155.4 | 75.6 | 5.0 | 75.4 | | 156.0 |
| 5A | ADMINISTRATORS | 5.0 | | 0.2 | | 5.2 | 8.3 | | 0.2 | | 8.5 |
| 5C | CLERICAL | 9.1 | | 0.1 | | 9.2 | 10.4 | | 0.1 | | 10.5 |
| 5L | LOGISTICS | 2.6 | | | | 2.6 | 2.5 | | | | 2.5 |
| 5M | MEDICAL RECORD AUDITOR/CODER | 0.4 | | | | 0.4 | 1.1 | | | | 1.1 |
| 5W | STUDENT-NON GME/GDE | | | | | 0.0 | | | | | 0.0 |
| 5Z | ALL OTHERS IN SKILL TYPE 5 | 123.7 | | 1.0 | | 124.8 | 120.5 | | 1.4 | | 121.8 |
| Grand Total | | 526.3 | 26.3 | 165.9 | 0.0 | 718.6 | 528.4 | 31.5 | 168.4 | 0.0 | 728.3 |

| 0570 BRAGG CLINIC | | | | | | | | | | | |
|--------------------|----------------------------|------------|------------|------------|------------|------------|------------|------------|------------|------------|------------|
| Skill Type | Skill Type and Suffix Desc | 2017 | | | | | 2018 | | | | |
| | | CIV | CON | MIL | OTH | TOTAL | CIV | CON | MIL | OTH | TOTAL |
| 1P | PHYSICIAN | 1.3 | | 0.0 | | 1.3 | 1.2 | | 0.1 | | 1.3 |
| 2P | PHYSICIAN ASSISTANT | 0.7 | | | | 0.7 | 0.2 | | | | 0.2 |
| 2Z | ALL OTHERS IN SKILL TYPE 2 | | | 0.1 | | 0.1 | | | | | 0.0 |
| 3R | REGISTERED NURSE | 3.5 | | | | 3.5 | 2.7 | | | | 2.7 |
| 4A | NURSING ASSISTANT | 0.8 | | | | 0.8 | | | | | 0.0 |
| 4L | LPN/LVN | 2.5 | | | | 2.5 | 2.1 | | | | 2.1 |
| 4Z | ALL OTHERS IN SKILL TYPE 4 | 0.3 | | | | 0.3 | 0.7 | | | | 0.7 |
| 5A | ADMINISTRATORS | | | | | 0.0 | | | | | 0.0 |
| 5C | CLERICAL | | | | | 0.0 | 0.8 | | | | 0.8 |
| 5Z | ALL OTHERS IN SKILL TYPE 5 | 0.1 | | | | 0.1 | 0.1 | | | | 0.1 |
| Grand Total | | 9.2 | 0.0 | 0.1 | 0.0 | 9.3 | 7.8 | 0.0 | 0.1 | 0.0 | 7.9 |

| 0576 OHC NSG OFF-SUNNY POINT | | | | | | | | | | | |
|------------------------------|----------------------------|------------|------------|------------|------------|------------|------------|------------|------------|------------|------------|
| Skill Type | Skill Type and Suffix Desc | 2017 | | | | | 2018 | | | | |
| | | CIV | CON | MIL | OTH | TOTAL | CIV | CON | MIL | OTH | TOTAL |
| 2P | PHYSICIAN ASSISTANT | 0.2 | | | | 0.2 | 0.2 | | | | 0.2 |
| 3R | REGISTERED NURSE | | | | | 0.0 | 0.0 | | | | 0.0 |
| 4L | LPN/LVN | | | | | 0.0 | 0.1 | | | | 0.1 |
| 5Z | ALL OTHERS IN SKILL TYPE 5 | | | | | 0.0 | | | | | 0.0 |
| Grand Total | | 0.2 | 0.0 | 0.0 | 0.0 | 0.2 | 0.3 | 0.0 | 0.0 | 0.0 | 0.3 |

¹ Source: M2 MEPRS Personnel Detail. Based on Child DMIS ID.

AMC Womack – Staffing (Available FTEs)¹

MEPRS B

| 6034 TROOP & FAMILY MED CL-BRAGG | | | | | | | | | | | |
|----------------------------------|----------------------------|-------------|------------|-------------|------------|-------------|-------------|------------|------------|------------|-------------|
| Skill Type | Skill Type and Suffix Desc | 2017 | | | | | 2018 | | | | |
| | | CIV | CON | MIL | OTH | TOTAL | CIV | CON | MIL | OTH | TOTAL |
| 1P | PHYSICIAN | 3.8 | | 1.9 | | 5.6 | 4.7 | | 1.2 | | 5.9 |
| 2N | NURSE PRACTITIONER | 1.3 | | 1.5 | | 2.8 | | | 0.6 | | 0.6 |
| 2P | PHYSICIAN ASSISTANT | 2.5 | | 0.5 | 0.0 | 3.0 | 1.3 | 0.0 | 1.0 | 0.0 | 2.3 |
| 2W | STUDENT-NON GME/GDE | | | | | 0.0 | | | 0.1 | | 0.1 |
| 2Z | ALL OTHERS IN SKILL TYPE 2 | 2.0 | 0.0 | 1.3 | | 3.2 | 1.6 | 0.1 | 0.9 | | 2.6 |
| 3E | NURSE CASE MANAGER | 0.1 | | | | 0.1 | 0.1 | | | | 0.1 |
| 3R | REGISTERED NURSE | 13.4 | 1.9 | 0.7 | | 16.0 | 7.8 | 1.8 | 1.2 | | 10.8 |
| 4W | LPN/LVN | 15.3 | | | | 15.3 | 16.3 | | 0.3 | | 16.6 |
| 4W | STUDENT-NON GME/GDE | | | 0.1 | | 0.1 | | | 0.1 | | 0.1 |
| 4Z | ALL OTHERS IN SKILL TYPE 4 | 1.3 | | 8.0 | | 9.3 | 0.8 | | 4.1 | | 4.9 |
| 5A | ADMINISTRATORS | | | | | 0.0 | | | | | 0.0 |
| 5C | CLERICAL | 0.8 | | | | 0.8 | 0.5 | | | | 0.5 |
| 5L | LOGISTICS | 2.5 | | | | 2.5 | 0.8 | | | | 0.8 |
| 5Z | ALL OTHERS IN SKILL TYPE 5 | 17.9 | | | | 17.9 | 8.1 | | | | 8.1 |
| Grand Total | | 60.7 | 2.0 | 13.8 | 0.0 | 76.5 | 42.1 | 1.9 | 9.5 | 0.0 | 53.6 |

| 6105 CBMH FAYETTEVILLE-BRAGG | | | | | | | | | | | |
|------------------------------|----------------------------|-------------|------------|------------|------------|-------------|-------------|------------|------------|------------|-------------|
| Skill Type | Skill Type and Suffix Desc | 2017 | | | | | 2018 | | | | |
| | | CIV | CON | MIL | OTH | TOTAL | CIV | CON | MIL | OTH | TOTAL |
| 1P | PHYSICIAN | 2.9 | | 0.0 | | 2.9 | 2.7 | | 0.0 | | 2.7 |
| 2N | NURSE PRACTITIONER | 0.9 | | | | 0.9 | 0.8 | | | | 0.8 |
| 2P | PHYSICIAN ASSISTANT | 0.7 | | | | 0.7 | 0.7 | | | | 0.7 |
| 2Z | ALL OTHERS IN SKILL TYPE 2 | 0.9 | | | | 0.9 | 1.3 | | | | 1.3 |
| 3E | NURSE CASE MANAGER | 1.1 | | | | 1.1 | 0.0 | | | | 0.0 |
| 3R | REGISTERED NURSE | 2.4 | | | | 2.4 | 3.1 | | | | 3.1 |
| 4L | LPN/LVN | 11.0 | | | | 11.0 | 9.6 | | | | 9.6 |
| 4Z | ALL OTHERS IN SKILL TYPE 4 | 0.1 | | | | 0.1 | | | | | 0.0 |
| 5A | ADMINISTRATORS | | | | | 0.0 | | | | | 0.0 |
| 5C | CLERICAL | | | | | 0.0 | 0.0 | | | | 0.0 |
| 5Z | ALL OTHERS IN SKILL TYPE 5 | 2.5 | | | | 2.5 | 2.2 | | | | 2.2 |
| Grand Total | | 22.5 | 0.0 | 0.0 | 0.0 | 22.5 | 20.2 | 0.0 | 0.0 | 0.0 | 20.3 |

| 6106 CBMH HOPE MILLS-BRAGG | | | | | | | | | | | |
|----------------------------|----------------------------|-------------|------------|------------|------------|-------------|-------------|------------|------------|------------|-------------|
| Skill Type | Skill Type and Suffix Desc | 2017 | | | | | 2018 | | | | |
| | | CIV | CON | MIL | OTH | TOTAL | CIV | CON | MIL | OTH | TOTAL |
| 1P | PHYSICIAN | 3.0 | | | | 3.0 | 3.1 | | | | 3.1 |
| 2N | NURSE PRACTITIONER | 2.2 | | 0.0 | | 2.2 | 2.9 | | 0.2 | | 3.1 |
| 2P | PHYSICIAN ASSISTANT | 0.0 | | | | 0.0 | 0.0 | | | | 0.0 |
| 2Z | ALL OTHERS IN SKILL TYPE 2 | 1.5 | | | | 1.5 | 1.3 | | | | 1.3 |
| 3E | NURSE CASE MANAGER | 0.7 | | | | 0.7 | 0.8 | | | | 0.8 |
| 3R | REGISTERED NURSE | 3.3 | | | | 3.3 | 4.1 | | | | 4.1 |
| 4L | LPN/LVN | 13.0 | | | | 13.0 | 11.9 | | | | 11.9 |
| 4Z | ALL OTHERS IN SKILL TYPE 4 | 0.0 | | 0.4 | | 0.4 | 0.1 | | | | 0.1 |
| 5A | ADMINISTRATORS | | | | | 0.0 | | | | | 0.0 |
| 5C | CLERICAL | | | | | 0.0 | 0.4 | | | | 0.4 |
| 5Z | ALL OTHERS IN SKILL TYPE 5 | 1.6 | | | | 1.6 | 1.2 | | | | 1.2 |
| Grand Total | | 25.3 | 0.0 | 0.4 | 0.0 | 25.6 | 25.9 | 0.0 | 0.2 | 0.0 | 26.1 |

| 6072 WAMC-VA FAY REHAB CLINIC-BRAGG | | | | | | | | | | | |
|-------------------------------------|----------------------------|------------|------------|------------|------------|------------|-------------|------------|------------|------------|-------------|
| Skill Type | Skill Type and Suffix Desc | 2017 | | | | | 2018 | | | | |
| | | CIV | CON | MIL | OTH | TOTAL | CIV | CON | MIL | OTH | TOTAL |
| 2Z | ALL OTHERS IN SKILL TYPE 2 | 2.3 | | 0.3 | | 2.6 | 4.8 | | | | 4.8 |
| 4Z | ALL OTHERS IN SKILL TYPE 4 | 4.8 | | | | 4.8 | 5.8 | 0.2 | | | 6.0 |
| 5C | CLERICAL | 0.9 | | | | 0.9 | 0.9 | | | | 0.9 |
| 5Z | ALL OTHERS IN SKILL TYPE 5 | 0.9 | | | | 0.9 | 1.8 | | | | 1.8 |
| Grand Total | | 8.9 | 0.0 | 0.3 | 0.0 | 9.2 | 13.2 | 0.2 | 0.0 | 0.0 | 13.4 |

¹ Source: M2 MEPRS Personnel Detail. Based on Child DMIS ID.

AMC Womack – Staffing (Available FTEs)¹

MEPRS B

| 6107 CBMH LINDEN OAKS-BRAGG | | | | | | | | | | | |
|-----------------------------|----------------------------|-------------|------------|------------|------------|-------------|-------------|------------|------------|------------|-------------|
| Skill Type | Skill Type and Suffix Desc | 2017 | | | | | 2018 | | | | |
| | | CIV | CON | MIL | OTH | TOTAL | CIV | CON | MIL | OTH | TOTAL |
| 1P | PHYSICIAN | 1.8 | 0.4 | 0.2 | 0.0 | 2.4 | 2.3 | | 0.7 | | 3.0 |
| 2N | NURSE PRACTITIONER | 1.7 | | 0.0 | | 1.7 | 1.8 | | 0.0 | | 1.8 |
| 2Z | ALL OTHERS IN SKILL TYPE 2 | 1.2 | | | | 1.2 | 1.1 | 0.1 | | | 1.2 |
| 3E | NURSE CASE MANAGER | 0.6 | | | | 0.6 | 0.6 | | | | 0.6 |
| 3R | REGISTERED NURSE | 3.2 | | | | 3.2 | 3.0 | | 0.0 | | 3.0 |
| 4L | LPN/LVN | 10.0 | | | | 10.0 | 9.9 | | | | 9.9 |
| 4Z | ALL OTHERS IN SKILL TYPE 4 | | | | | 0.0 | | | 0.1 | | 0.1 |
| 5A | ADMINISTRATORS | 0.1 | | | | 0.1 | 0.2 | | | | 0.2 |
| 5C | CLERICAL | 0.0 | | | | 0.0 | 0.2 | | | | 0.2 |
| 5Z | ALL OTHERS IN SKILL TYPE 5 | 2.4 | | | | 2.4 | 2.0 | | | | 2.0 |
| Grand Total | | 20.9 | 0.4 | 0.2 | 0.0 | 21.5 | 21.1 | 0.1 | 0.8 | 0.0 | 22.0 |

| 6179 EBH WEST BRAGG CLINIC-BRAGG | | | | | | | | | | | |
|----------------------------------|----------------------------|------------|------------|------------|------------|-------------|------------|------------|------------|------------|-------------|
| Skill Type | Skill Type and Suffix Desc | 2017 | | | | | 2018 | | | | |
| | | CIV | CON | MIL | OTH | TOTAL | CIV | CON | MIL | OTH | TOTAL |
| 1P | PHYSICIAN | | | 0.0 | | 0.0 | | | 0.6 | 0.0 | 0.6 |
| 2N | NURSE PRACTITIONER | | | 0.7 | | 0.7 | | | 0.1 | | 0.1 |
| 2W | STUDENT-NON GME/GDE | | | 0.1 | | 0.1 | | | 0.0 | | 0.0 |
| 2Z | ALL OTHERS IN SKILL TYPE 2 | 3.5 | 1.4 | 1.4 | | 6.2 | 4.1 | 0.2 | 1.7 | | 6.0 |
| 3E | NURSE CASE MANAGER | 0.6 | | | | 0.6 | 0.7 | | | | 0.7 |
| 4Z | ALL OTHERS IN SKILL TYPE 4 | 1.6 | | 2.7 | | 4.3 | 2.0 | | 2.1 | | 4.1 |
| 5Z | ALL OTHERS IN SKILL TYPE 5 | 1.7 | | | | 1.7 | 1.7 | | | | 1.7 |
| Grand Total | | 7.4 | 1.4 | 4.8 | 0.0 | 13.6 | 8.4 | 0.8 | 3.9 | 0.0 | 13.1 |

| 6178 EBH EAST BRAGG CLINIC-BRAGG | | | | | | | | | | | |
|----------------------------------|----------------------------|------------|------------|------------|------------|------------|------------|------------|------------|------------|------------|
| Skill Type | Skill Type and Suffix Desc | 2017 | | | | | 2018 | | | | |
| | | CIV | CON | MIL | OTH | TOTAL | CIV | CON | MIL | OTH | TOTAL |
| 1P | PHYSICIAN | | | | | 0.0 | | | 0.0 | | 0.0 |
| 2N | NURSE PRACTITIONER | | | 0.6 | | 0.6 | | | 0.6 | | 0.6 |
| 2W | STUDENT-NON GME/GDE | | | 0.4 | | 0.4 | | | 0.2 | | 0.2 |
| 2Z | ALL OTHERS IN SKILL TYPE 2 | 1.5 | | 1.3 | | 2.9 | 2.5 | | 1.1 | | 3.7 |
| 3E | NURSE CASE MANAGER | 0.8 | | | | 0.8 | 0.8 | | | | 0.8 |
| 3R | REGISTERED NURSE | | | | | 0.0 | 0.0 | | | | 0.0 |
| 4Z | ALL OTHERS IN SKILL TYPE 4 | 0.9 | | 0.9 | | 1.8 | 0.9 | | 1.6 | | 2.5 |
| 5Z | ALL OTHERS IN SKILL TYPE 5 | 0.8 | | | | 0.8 | 1.4 | | | | 1.4 |
| Grand Total | | 4.1 | 0.0 | 3.2 | 0.0 | 7.3 | 5.6 | 0.0 | 3.5 | 0.0 | 9.1 |

¹ Source: M2 MEPRS Personnel Detail. Based on Child DMIS ID.

AMC Womack – Staffing (Available FTEs)¹

MEPRS B

| 6228 NICOE-INTREPID SPIRIT-BRAGG | | | | | | | | | | | |
|----------------------------------|----------------------------|-------------|------------|------------|------------|-------------|-------------|------------|------------|------------|-------------|
| Skill Type | Skill Type and Suffix Desc | 2017 | | | | | 2018 | | | | |
| | | CIV | CON | MIL | OTH | TOTAL | CIV | CON | MIL | OTH | TOTAL |
| 1P | PHYSICIAN | 0.1 | 0.2 | 0.0 | 0.1 | 0.3 | 0.1 | 0.1 | 0.1 | | 0.3 |
| 2N | NURSE PRACTITIONER | 0.8 | | | | 0.8 | 1.2 | | | | 1.2 |
| 2P | PHYSICIAN ASSISTANT | 0.2 | 0.0 | 0.5 | | 0.7 | 0.9 | 0.5 | 0.6 | | 1.9 |
| 2W | STUDENT-NON GME/GDE | | | 0.2 | | 0.2 | | | 0.3 | | 0.3 |
| 2Z | ALL OTHERS IN SKILL TYPE 2 | 5.4 | 1.0 | 0.0 | | 6.5 | 4.6 | 1.1 | 0.1 | | 5.8 |
| 3E | NURSE CASE MANAGER | 2.0 | | | | 2.0 | 1.4 | | | | 1.4 |
| 3R | REGISTERED NURSE | | | | | 0.0 | | | 0.2 | | 0.2 |
| 4L | LPN/LVN | 1.3 | | | | 1.3 | 1.3 | | | | 1.3 |
| 4Z | ALL OTHERS IN SKILL TYPE 4 | 6.1 | 1.4 | 0.1 | | 7.5 | 7.0 | 0.9 | | | 8.0 |
| 5A | ADMINISTRATORS | | | 0.0 | | 0.0 | | | | | 0.0 |
| 5C | CLERICAL | | | | | 0.0 | | | 0.0 | | 0.0 |
| 5L | LOGISTICS | | | | | 0.0 | | | 0.0 | | 0.0 |
| 5Z | ALL OTHERS IN SKILL TYPE 5 | 1.9 | | 0.1 | | 2.0 | 1.8 | | 0.0 | | 1.9 |
| Grand Total | | 17.7 | 2.6 | 1.0 | 0.1 | 21.3 | 18.3 | 2.6 | 1.3 | 0.0 | 22.2 |

| 7286 JOEL CLINIC-BRAGG | | | | | | | | | | | |
|------------------------|----------------------------|-------------|------------|-------------|------------|-------------|-------------|------------|------------|------------|-------------|
| Skill Type | Skill Type and Suffix Desc | 2017 | | | | | 2018 | | | | |
| | | CIV | CON | MIL | OTH | TOTAL | CIV | CON | MIL | OTH | TOTAL |
| 1P | PHYSICIAN | 3.0 | | 2.6 | | 5.6 | 2.3 | | 1.6 | | 4.0 |
| 1R | RESIDENT-MEDICAL | | | 0.0 | | 0.0 | | | | | 0.0 |
| 2N | NURSE PRACTITIONER | 1.8 | | 1.5 | | 3.3 | 1.9 | | 1.2 | | 3.1 |
| 2P | PHYSICIAN ASSISTANT | 1.6 | | 1.2 | | 2.7 | 1.2 | | 0.4 | | 1.6 |
| 2W | STUDENT-NON GME/GDE | | | | | 0.0 | | | | | 0.0 |
| 2Z | ALL OTHERS IN SKILL TYPE 2 | 2.2 | | 0.5 | | 2.7 | 2.4 | | 0.5 | | 3.0 |
| 3E | NURSE CASE MANAGER | 0.1 | | | | 0.1 | 0.2 | | | | 0.2 |
| 3R | REGISTERED NURSE | 8.5 | | 0.6 | | 9.1 | 6.7 | | | | 6.7 |
| 4A | NURSING ASSISTANT | | | | | 0.0 | | | | | 0.0 |
| 4L | LPN/LVN | 19.7 | | | | 19.7 | 18.5 | | | | 18.5 |
| 4W | STUDENT-NON GME/GDE | | | 0.1 | | 0.1 | | | 0.1 | | 0.1 |
| 4Z | ALL OTHERS IN SKILL TYPE 4 | 2.0 | | 11.2 | | 13.2 | 1.6 | | 5.5 | | 7.1 |
| 5A | ADMINISTRATORS | 0.1 | | | | 0.1 | | | 0.1 | | 0.1 |
| 5C | CLERICAL | 0.6 | | | | 0.6 | 0.0 | | | | 0.0 |
| 5L | LOGISTICS | 0.9 | | | | 0.9 | 0.0 | | | | 0.0 |
| 5Z | ALL OTHERS IN SKILL TYPE 5 | 14.2 | | | | 14.2 | 7.5 | | | | 7.5 |
| Grand Total | | 54.6 | 0.0 | 17.5 | 0.0 | 72.1 | 42.5 | 0.0 | 9.5 | 0.0 | 52.0 |

| 7143 ROBINSON CLINIC-BRAGG | | | | | | | | | | | |
|----------------------------|----------------------------|-------------|------------|-------------|------------|--------------|-------------|------------|-------------|------------|--------------|
| Skill Type | Skill Type and Suffix Desc | 2017 | | | | | 2018 | | | | |
| | | CIV | CON | MIL | OTH | TOTAL | CIV | CON | MIL | OTH | TOTAL |
| 1N | INTERN-MEDICAL | | | 0.2 | | 0.2 | | | 0.1 | | 0.1 |
| 1P | PHYSICIAN | 5.0 | | 2.3 | | 7.4 | 3.8 | 0.5 | 1.3 | | 5.7 |
| 1R | RESIDENT-MEDICAL | | | 0.1 | | 0.1 | | | 0.1 | | 0.1 |
| 2N | NURSE PRACTITIONER | 1.5 | | 1.1 | | 2.5 | 0.8 | | 1.0 | | 1.9 |
| 2P | PHYSICIAN ASSISTANT | 4.3 | | 4.1 | | 8.4 | 4.0 | | 4.3 | | 8.3 |
| 2W | STUDENT-NON GME/GDE | | | 0.2 | | 0.2 | | | 0.0 | | 0.0 |
| 2Z | ALL OTHERS IN SKILL TYPE 2 | 7.5 | 1.7 | 5.2 | | 14.3 | 8.2 | 0.8 | 3.2 | | 12.2 |
| 3E | NURSE CASE MANAGER | 0.7 | | | | 0.7 | 1.5 | | | | 1.5 |
| 3R | REGISTERED NURSE | 13.5 | | 1.2 | | 14.7 | 11.2 | | 0.4 | | 11.6 |
| 4L | LPN/LVN | 27.8 | | 1.0 | | 28.8 | 23.5 | | 0.4 | | 23.9 |
| 4W | STUDENT-NON GME/GDE | | | 0.2 | | 0.2 | | | 0.3 | | 0.3 |
| 4Z | ALL OTHERS IN SKILL TYPE 4 | 5.6 | 0.2 | 43.6 | | 49.4 | 6.2 | | 30.2 | | 36.4 |
| 5C | CLERICAL | 0.8 | | | | 0.8 | 0.3 | | 0.2 | | 0.4 |
| 5L | LOGISTICS | 0.8 | | | | 0.8 | 0.8 | | | | 0.8 |
| 5Z | ALL OTHERS IN SKILL TYPE 5 | 17.9 | | | | 17.9 | 10.5 | | 0.0 | | 10.5 |
| Grand Total | | 85.4 | 1.9 | 59.3 | 0.0 | 146.6 | 70.8 | 1.4 | 41.4 | 0.0 | 113.6 |

| 7294 CLARK CLINIC-BRAGG | | | | | | | | | | | |
|-------------------------|----------------------------|-------------|------------|-------------|------------|-------------|-------------|------------|-------------|------------|-------------|
| Skill Type | Skill Type and Suffix Desc | 2017 | | | | | 2018 | | | | |
| | | CIV | CON | MIL | OTH | TOTAL | CIV | CON | MIL | OTH | TOTAL |
| 1N | INTERN-MEDICAL | | | 0.0 | | 0.0 | | | | | 0.0 |
| 1P | PHYSICIAN | 3.3 | | 2.7 | | 6.0 | 3.8 | | 2.1 | | 5.9 |
| 2N | NURSE PRACTITIONER | 1.6 | | 0.8 | | 2.4 | 1.5 | | 0.7 | | 2.1 |
| 2P | PHYSICIAN ASSISTANT | 2.1 | | 1.1 | | 3.2 | 0.2 | | 0.8 | | 1.1 |
| 2W | STUDENT-NON GME/GDE | | | 0.0 | | 0.0 | | | 0.2 | | 0.2 |
| 2Z | ALL OTHERS IN SKILL TYPE 2 | 5.9 | | 0.6 | | 6.5 | 4.1 | 0.1 | 1.3 | | 5.5 |
| 3E | NURSE CASE MANAGER | 0.7 | | | | 0.7 | 0.8 | | | | 0.8 |
| 3R | REGISTERED NURSE | 8.0 | | 1.1 | | 9.2 | 8.8 | | 0.2 | | 9.0 |
| 4L | LPN/LVN | 25.7 | | | | 25.7 | 25.9 | | | | 25.9 |
| 4W | STUDENT-NON GME/GDE | | | 0.1 | | 0.1 | | | 0.0 | | 0.0 |
| 4Z | ALL OTHERS IN SKILL TYPE 4 | 2.4 | | 6.5 | | 9.0 | 2.3 | | 5.8 | | 8.1 |
| 5A | ADMINISTRATORS | | | | | 0.0 | 0.2 | | | | 0.2 |
| 5C | CLERICAL | 0.8 | | | | 0.8 | 0.8 | | | | 0.8 |
| 5L | LOGISTICS | 0.2 | | | | 0.2 | | | | | 0.0 |
| 5Z | ALL OTHERS IN SKILL TYPE 5 | 9.6 | | | | 9.6 | 9.0 | | | | 9.0 |
| Grand Total | | 60.4 | 0.0 | 12.9 | 0.0 | 73.3 | 57.3 | 0.1 | 11.1 | 0.0 | 68.6 |

¹ Source: M2 MEPRS Personnel Detail. Based on Child DMIS ID.

AMC Womack – Staffing (Available FTEs)¹

All MEPRS

| 0089 AMC WOMACK-BRAGG | | | | | | | | | | | |
|-----------------------|------------------------------|----------------|--------------|--------------|------------|----------------|----------------|--------------|--------------|------------|----------------|
| Skill Type | Skill Type and Suffix Desc | 2017 | | | | | 2018 | | | | |
| | | CIV | CON | MIL | OTH | TOTAL | CIV | CON | MIL | OTH | TOTAL |
| 1D | DENTIST | 0.0 | | 0.6 | | 0.6 | 0.0 | | 0.5 | | 0.5 |
| 1F | FELLOW-MEDICAL | | | 2.8 | | 2.8 | | | 3.3 | | 3.3 |
| 1N | INTERN-MEDICAL | | | 18.7 | | 18.7 | | | 14.5 | | 14.5 |
| 1P | PHYSICIAN | 51.5 | 17.4 | 142.4 | 0.2 | 211.5 | 49.9 | 19.1 | 151.7 | 0.0 | 220.7 |
| 1R | RESIDENT-MEDICAL | | | 26.6 | | 26.6 | | | 33.4 | | 33.4 |
| 1S | INTERN-DENTAL | | | | | 0.0 | | | 0.0 | | 0.0 |
| 1U | RESIDENT-DENTAL | | | 0.2 | | 0.2 | | | 0.4 | | 0.4 |
| 2A | NURSE ANESTHETIST | 1.8 | 11.9 | 22.4 | | 36.1 | 1.9 | 11.8 | 18.6 | | 32.3 |
| 2C | COMMUNITY HEALTH NURSE (CRED | | | 2.6 | | 2.6 | | | 0.7 | | 0.7 |
| 2M | NURSE MIDWIFE | 5.6 | | 3.2 | | 8.8 | 5.8 | | 3.8 | | 9.6 |
| 2N | NURSE PRACTITIONER | 16.2 | 0.1 | 13.1 | | 29.3 | 16.7 | | 8.5 | | 25.2 |
| 2P | PHYSICIAN ASSISTANT | 31.1 | 5.2 | 7.2 | | 43.5 | 29.2 | 8.2 | 9.7 | 0.0 | 47.0 |
| 2W | STUDENT-NON GME/GDE | | | 29.5 | | 29.5 | | | 29.0 | | 29.0 |
| 2Z | ALL OTHERS IN SKILL TYPE 2 | 157.7 | 5.6 | 47.9 | 0.0 | 211.2 | 161.6 | 4.9 | 52.7 | | 219.2 |
| 3E | NURSE CASE MANAGER | 33.0 | | | | 33.0 | 32.7 | | | | 32.7 |
| 3R | REGISTERED NURSE | 353.6 | 3.4 | 123.4 | | 480.4 | 346.2 | 3.6 | 122.7 | | 472.4 |
| 3W | STUDENT-NON GME/GDE | | | 1.8 | | 1.8 | | | 1.5 | | 1.5 |
| 3Z | ALL OTHERS IN SKILL TYPE 3 | | | 0.1 | | 0.1 | | | 0.2 | | 0.2 |
| 4A | NURSING ASSISTANT | 65.0 | | | | 65.0 | 55.9 | | | | 55.9 |
| 4L | LPN/LVN | 150.0 | | 28.4 | | 178.4 | 144.4 | | 34.6 | | 179.1 |
| 4W | STUDENT-NON GME/GDE | 0.1 | | 22.7 | | 22.8 | | | 31.8 | | 31.8 |
| 4Z | ALL OTHERS IN SKILL TYPE 4 | 342.7 | 35.4 | 275.5 | | 653.6 | 365.1 | 33.1 | 291.9 | | 690.1 |
| 5A | ADMINISTRATORS | 90.7 | 0.3 | 15.3 | | 106.3 | 93.4 | 0.3 | 17.4 | | 111.0 |
| 5C | CLERICAL | 135.0 | 6.1 | 9.6 | | 150.7 | 129.3 | 5.9 | 11.4 | | 146.6 |
| 5L | LOGISTICS | 48.9 | | 21.7 | | 70.6 | 45.2 | | 21.2 | | 66.4 |
| 5M | MEDICAL RECORD AUDITOR/CODER | 55.3 | | | | 55.3 | 51.3 | | | | 51.3 |
| 5W | STUDENT-NON GME/GDE | | | 5.0 | | 5.0 | | | 7.0 | | 7.0 |
| 5Z | ALL OTHERS IN SKILL TYPE 5 | 495.8 | 197.8 | 19.4 | | 713.0 | 494.1 | 226.2 | 21.9 | | 742.2 |
| Grand Total | | 2,033.9 | 283.3 | 840.1 | 0.2 | 3,157.5 | 2,022.9 | 312.9 | 888.5 | 0.0 | 3,224.4 |

| 0570 BRAGG CLINIC | | | | | | | | | | | |
|--------------------|----------------------------|------------|------------|------------|------------|------------|------------|------------|------------|------------|------------|
| Skill Type | Skill Type and Suffix Desc | 2017 | | | | | 2018 | | | | |
| | | CIV | CON | MIL | OTH | TOTAL | CIV | CON | MIL | OTH | TOTAL |
| 1P | PHYSICIAN | 1.3 | | 0.0 | | 1.3 | 1.2 | | 0.1 | | 1.3 |
| 2P | PHYSICIAN ASSISTANT | 0.7 | | | | 0.7 | 0.2 | | | | 0.2 |
| 2Z | ALL OTHERS IN SKILL TYPE 2 | | | 0.1 | | 0.1 | | | | | 0.0 |
| 3R | REGISTERED NURSE | 3.5 | | | | 3.5 | 2.7 | | | | 2.7 |
| 4A | NURSING ASSISTANT | 0.8 | | | | 0.8 | | | | | 0.0 |
| 4L | LPN/LVN | 2.5 | | | | 2.5 | 2.1 | | | | 2.1 |
| 4Z | ALL OTHERS IN SKILL TYPE 4 | 0.3 | | | | 0.3 | 0.7 | | | | 0.7 |
| 5A | ADMINISTRATORS | | | | | 0.0 | | | | | 0.0 |
| 5C | CLERICAL | | | | | 0.0 | 0.8 | | | | 0.8 |
| 5Z | ALL OTHERS IN SKILL TYPE 5 | 0.1 | | | | 0.1 | 0.1 | | | | 0.1 |
| Grand Total | | 9.2 | 0.0 | 0.1 | 0.0 | 9.3 | 7.8 | 0.0 | 0.1 | 0.0 | 7.9 |

| 0576 OHC NSG OFF-SUNNY POINT | | | | | | | | | | | |
|------------------------------|----------------------------|------------|------------|------------|------------|------------|------------|------------|------------|------------|------------|
| Skill Type | Skill Type and Suffix Desc | 2017 | | | | | 2018 | | | | |
| | | CIV | CON | MIL | OTH | TOTAL | CIV | CON | MIL | OTH | TOTAL |
| 2P | PHYSICIAN ASSISTANT | 0.2 | | | | 0.2 | 0.2 | | | | 0.2 |
| 3R | REGISTERED NURSE | | | | | 0.0 | 0.0 | | | | 0.0 |
| 4L | LPN/LVN | | | | | 0.0 | 0.1 | | | | 0.1 |
| 5Z | ALL OTHERS IN SKILL TYPE 5 | | | | | 0.0 | | | | | 0.0 |
| Grand Total | | 0.2 | 0.0 | 0.0 | 0.0 | 0.2 | 0.3 | 0.0 | 0.0 | 0.0 | 0.3 |

| 1892 USADC DAVIS-BRAGG | | | | | | | | | | | |
|------------------------|----------------------------|-------------|------------|-------------|------------|-------------|-------------|------------|------------|------------|-------------|
| Skill Type | Skill Type and Suffix Desc | 2017 | | | | | 2018 | | | | |
| | | CIV | CON | MIL | OTH | TOTAL | CIV | CON | MIL | OTH | TOTAL |
| 1D | DENTIST | 0.4 | | 5.2 | | 5.6 | 0.4 | | 4.2 | | 4.6 |
| 1U | RESIDENT-DENTAL | | | 0.0 | | 0.0 | | | | | 0.0 |
| 4Z | ALL OTHERS IN SKILL TYPE 4 | 14.1 | 4.4 | 4.6 | | 23.1 | 12.0 | 4.6 | 4.1 | | 20.7 |
| 5A | ADMINISTRATORS | | | | | 0.0 | 0.5 | | | | 0.5 |
| 5C | CLERICAL | 0.0 | | | | 0.0 | 0.1 | | | | 0.1 |
| 5L | LOGISTICS | | | 0.2 | | 0.2 | | | | | 0.0 |
| 5Z | ALL OTHERS IN SKILL TYPE 5 | 3.2 | | | | 3.2 | 2.7 | | | | 2.7 |
| Grand Total | | 17.8 | 4.4 | 10.0 | 0.0 | 32.2 | 15.7 | 4.6 | 8.3 | 0.0 | 28.6 |

¹ Source: M2 MEPRS Personnel Detail. Based on Child DMIS ID.

AMC Womack – Staffing (Available FTEs)¹

All MEPRS

| 1893 USADC LAFLAMME-BRAGG | | | | | | | | | | | |
|---------------------------|----------------------------|-------------|------------|-------------|------------|-------------|-------------|------------|-------------|------------|-------------|
| Skill Type | Skill Type and Suffix Desc | 2017 | | | | | 2018 | | | | |
| | | CIV | CON | MIL | OTH | TOTAL | CIV | CON | MIL | OTH | TOTAL |
| 1D | DENTIST | 1.4 | | 7.5 | | 8.9 | 1.1 | | 8.4 | | 9.5 |
| 1U | RESIDENT-DENTAL | | | 0.2 | | 0.2 | | | 0.0 | | 0.0 |
| 4Z | ALL OTHERS IN SKILL TYPE 4 | 28.8 | 2.4 | 6.4 | | 37.7 | 24.3 | 2.0 | 7.5 | | 33.7 |
| 5A | ADMINISTRATORS | 0.8 | | | | 0.8 | 0.8 | | | | 0.8 |
| 5C | CLERICAL | 1.5 | | | | 1.5 | 1.3 | | | | 1.3 |
| 5L | LOGISTICS | 0.0 | | | | 0.0 | | | | | 0.0 |
| 5Z | ALL OTHERS IN SKILL TYPE 5 | 3.2 | | | | 3.2 | 3.1 | | | | 3.1 |
| Grand Total | | 35.8 | 2.4 | 14.1 | 0.0 | 52.3 | 30.6 | 2.0 | 15.9 | 0.0 | 48.5 |

| 1894 USADC ROHDE-BRAGG | | | | | | | | | | | |
|------------------------|----------------------------|------------|------------|------------|------------|-------------|------------|------------|------------|------------|-------------|
| Skill Type | Skill Type and Suffix Desc | 2017 | | | | | 2018 | | | | |
| | | CIV | CON | MIL | OTH | TOTAL | CIV | CON | MIL | OTH | TOTAL |
| 1D | DENTIST | | | 0.0 | | 0.0 | | | 0.0 | | 0.0 |
| 1U | RESIDENT-DENTAL | | | 3.1 | | 3.1 | | | 3.2 | | 3.2 |
| 4Z | ALL OTHERS IN SKILL TYPE 4 | 5.1 | 1.2 | 3.8 | | 10.1 | 3.1 | 1.1 | 5.4 | | 9.6 |
| 5C | CLERICAL | 0.8 | | | | 0.8 | 0.8 | | | | 0.8 |
| 5Z | ALL OTHERS IN SKILL TYPE 5 | 0.8 | | | | 0.8 | 0.7 | | | | 0.7 |
| Grand Total | | 6.7 | 1.2 | 6.9 | 0.0 | 14.8 | 4.6 | 1.1 | 8.6 | 0.0 | 14.3 |

| 1895 USADC SMOKEBOMB HILL-BRAGG | | | | | | | | | | | |
|---------------------------------|----------------------------|-------------|------------|-------------|------------|-------------|-------------|------------|-------------|------------|-------------|
| Skill Type | Skill Type and Suffix Desc | 2017 | | | | | 2018 | | | | |
| | | CIV | CON | MIL | OTH | TOTAL | CIV | CON | MIL | OTH | TOTAL |
| 1D | DENTIST | 0.8 | | 6.8 | | 7.6 | 0.8 | | 7.0 | | 7.8 |
| 1S | INTERN-DENTAL | | | | | 0.0 | | | | | 0.0 |
| 1U | RESIDENT-DENTAL | | | 6.5 | | 6.5 | | | 5.1 | | 5.1 |
| 4Z | ALL OTHERS IN SKILL TYPE 4 | 35.6 | 8.6 | 9.2 | | 53.3 | 29.7 | 8.6 | 8.2 | | 46.5 |
| 5C | CLERICAL | 2.3 | | | | 2.3 | 1.9 | | | | 1.9 |
| 5L | LOGISTICS | | | | | 0.0 | | | | | 0.0 |
| 5Z | ALL OTHERS IN SKILL TYPE 5 | 2.1 | | | | 2.1 | 2.2 | | | | 2.2 |
| Grand Total | | 40.8 | 8.6 | 22.5 | 0.0 | 71.9 | 34.5 | 8.6 | 20.3 | 0.0 | 63.4 |

| 6034 TROOP & FAMILY MED CL-BRAGG | | | | | | | | | | | |
|----------------------------------|----------------------------|-------------|------------|-------------|------------|-------------|-------------|------------|-------------|------------|-------------|
| Skill Type | Skill Type and Suffix Desc | 2017 | | | | | 2018 | | | | |
| | | CIV | CON | MIL | OTH | TOTAL | CIV | CON | MIL | OTH | TOTAL |
| 1P | PHYSICIAN | 4.0 | | 2.7 | | 6.6 | 5.0 | | 2.1 | | 7.1 |
| 2N | NURSE PRACTITIONER | 1.4 | | 1.5 | | 3.0 | | | 0.7 | | 0.7 |
| 2P | PHYSICIAN ASSISTANT | 2.6 | | 0.5 | 0.0 | 3.1 | 1.4 | 0.0 | 1.0 | 0.0 | 2.4 |
| 2W | STUDENT-NON GME/GDE | | | | | 0.0 | | | 0.1 | | 0.1 |
| 2Z | ALL OTHERS IN SKILL TYPE 2 | 4.2 | 0.0 | 1.3 | | 5.5 | 3.6 | 0.1 | 0.9 | | 4.5 |
| 3E | NURSE CASE MANAGER | 0.1 | | | | 0.1 | 0.1 | | | | 0.1 |
| 3R | REGISTERED NURSE | 13.4 | 1.9 | 1.8 | | 17.1 | 7.8 | 1.8 | 1.9 | | 11.5 |
| 4L | LPN/LVN | 15.3 | | | | 15.3 | 16.3 | | 0.3 | | 16.6 |
| 4W | STUDENT-NON GME/GDE | | | 0.1 | | 0.1 | | | 0.1 | | 0.1 |
| 4Z | ALL OTHERS IN SKILL TYPE 4 | 8.9 | 0.9 | 10.0 | | 19.8 | 10.2 | 0.8 | 5.2 | | 16.2 |
| 5A | ADMINISTRATORS | 3.0 | | | | 3.0 | 1.4 | | | | 1.4 |
| 5C | CLERICAL | 3.1 | | | | 3.1 | 1.4 | | | | 1.4 |
| 5L | LOGISTICS | 2.5 | | | | 2.5 | 0.8 | | | | 0.8 |
| 5Z | ALL OTHERS IN SKILL TYPE 5 | 17.9 | | | | 17.9 | 8.1 | | | | 8.1 |
| Grand Total | | 76.3 | 2.9 | 17.9 | 0.0 | 97.0 | 56.1 | 2.7 | 12.3 | 0.0 | 71.1 |

¹ Source: M2 MEPRS Personnel Detail. Based on Child DMIS ID.

AMC Womack – Staffing (Available FTEs)¹

All MEPRS

| 6035 USADC BRAGG/POPE | | | | | | | | | | | |
|-----------------------|----------------------------|------------|------------|------------|------------|------------|------------|------------|------------|------------|------------|
| Skill Type | Skill Type and Suffix Desc | 2017 | | | | | 2018 | | | | |
| | | CIV | CON | MIL | OTH | TOTAL | CIV | CON | MIL | OTH | TOTAL |
| 1D | DENTIST | | | | | 0.0 | | | | | 0.0 |
| 4Z | ALL OTHERS IN SKILL TYPE 4 | | | | | 0.0 | | | | | 0.0 |
| 5C | CLERICAL | | | | | 0.0 | | | | | 0.0 |
| Grand Total | | 0.0 | 0.0 | 0.0 | 0.0 | 0.0 | 0.0 | 0.0 | 0.0 | 0.0 | 0.0 |

| 6106 CBMH HOPE MILLS-BRAGG | | | | | | | | | | | |
|----------------------------|----------------------------|-------------|------------|------------|------------|-------------|-------------|------------|------------|------------|-------------|
| Skill Type | Skill Type and Suffix Desc | 2017 | | | | | 2018 | | | | |
| | | CIV | CON | MIL | OTH | TOTAL | CIV | CON | MIL | OTH | TOTAL |
| 1P | PHYSICIAN | 3.3 | | 0.0 | | 3.3 | 3.2 | | 0.0 | | 3.2 |
| 2N | NURSE PRACTITIONER | 2.4 | | 0.0 | | 2.4 | 2.9 | | 0.2 | | 3.1 |
| 2P | PHYSICIAN ASSISTANT | 0.0 | | | | 0.0 | 0.0 | | | | 0.0 |
| 2Z | ALL OTHERS IN SKILL TYPE 2 | 2.4 | | | | 2.4 | 2.3 | | | | 2.3 |
| 3E | NURSE CASE MANAGER | 0.8 | | | | 0.8 | 0.8 | | | | 0.8 |
| 3R | REGISTERED NURSE | 3.3 | | | | 3.3 | 4.1 | | | | 4.1 |
| 4L | LPN/LVN | 13.0 | | | | 13.0 | 11.9 | | | | 11.9 |
| 4Z | ALL OTHERS IN SKILL TYPE 4 | 2.5 | 0.0 | 0.4 | | 2.9 | 2.5 | | 0.1 | | 2.6 |
| 5A | ADMINISTRATORS | 1.2 | | | | 1.2 | 1.5 | | | | 1.5 |
| 5C | CLERICAL | 0.1 | | | | 0.1 | 0.4 | | | | 0.4 |
| 5L | LOGISTICS | 0.0 | | | | 0.0 | | | | | 0.0 |
| 5Z | ALL OTHERS IN SKILL TYPE 5 | 1.7 | | | | 1.7 | 2.1 | | | | 2.1 |
| Grand Total | | 30.9 | 0.0 | 0.5 | 0.0 | 31.3 | 31.8 | 0.0 | 0.3 | 0.0 | 32.0 |

| 6072 WAMC-VA FAY REHAB CLINIC-BRAGG | | | | | | | | | | | |
|-------------------------------------|----------------------------|------------|------------|------------|------------|------------|-------------|------------|------------|------------|-------------|
| Skill Type | Skill Type and Suffix Desc | 2017 | | | | | 2018 | | | | |
| | | CIV | CON | MIL | OTH | TOTAL | CIV | CON | MIL | OTH | TOTAL |
| 2Z | ALL OTHERS IN SKILL TYPE 2 | 2.3 | | 0.3 | | 2.6 | 4.8 | | | | 4.8 |
| 4Z | ALL OTHERS IN SKILL TYPE 4 | 4.8 | | | | 4.8 | 5.8 | 0.2 | | | 6.0 |
| 5C | CLERICAL | 0.9 | | | | 0.9 | 0.9 | | | | 0.9 |
| 5Z | ALL OTHERS IN SKILL TYPE 5 | 0.9 | | | | 0.9 | 1.8 | | | | 1.8 |
| Grand Total | | 8.9 | 0.0 | 0.3 | 0.0 | 9.2 | 13.2 | 0.2 | 0.0 | 0.0 | 13.4 |

| 6107 CBMH LINDEN OAKS-BRAGG | | | | | | | | | | | |
|-----------------------------|----------------------------|-------------|------------|------------|------------|-------------|-------------|------------|------------|------------|-------------|
| Skill Type | Skill Type and Suffix Desc | 2017 | | | | | 2018 | | | | |
| | | CIV | CON | MIL | OTH | TOTAL | CIV | CON | MIL | OTH | TOTAL |
| 1P | PHYSICIAN | 1.9 | 0.4 | 0.2 | 0.0 | 2.5 | 2.4 | | 0.7 | | 3.1 |
| 2N | NURSE PRACTITIONER | 1.7 | | 0.0 | | 1.7 | 1.8 | | 0.0 | | 1.8 |
| 2Z | ALL OTHERS IN SKILL TYPE 2 | 1.8 | | | | 1.8 | 1.9 | 0.1 | 0.0 | | 2.0 |
| 3E | NURSE CASE MANAGER | 0.7 | | | | 0.7 | 0.8 | | | | 0.8 |
| 3R | REGISTERED NURSE | 3.2 | | | | 3.2 | 3.0 | | 0.0 | | 3.0 |
| 4L | LPN/LVN | 10.3 | | | | 10.3 | 9.9 | | | | 9.9 |
| 4Z | ALL OTHERS IN SKILL TYPE 4 | 2.4 | 0.5 | 0.1 | | 3.0 | 3.0 | | 1.2 | | 4.2 |
| 5A | ADMINISTRATORS | 0.9 | | | | 0.9 | 1.6 | | | | 1.6 |
| 5C | CLERICAL | 0.2 | | | | 0.2 | 0.8 | | | | 0.8 |
| 5L | LOGISTICS | 0.0 | | | | 0.0 | | | | | 0.0 |
| 5Z | ALL OTHERS IN SKILL TYPE 5 | 2.4 | | | | 2.4 | 2.0 | | | | 2.0 |
| Grand Total | | 25.4 | 1.0 | 0.3 | 0.0 | 26.7 | 27.2 | 0.1 | 1.9 | 0.0 | 29.2 |

| 6105 CBMH FAYETTEVILLE-BRAGG | | | | | | | | | | | |
|------------------------------|----------------------------|-------------|------------|------------|------------|-------------|-------------|------------|------------|------------|-------------|
| Skill Type | Skill Type and Suffix Desc | 2017 | | | | | 2018 | | | | |
| | | CIV | CON | MIL | OTH | TOTAL | CIV | CON | MIL | OTH | TOTAL |
| 1P | PHYSICIAN | 3.4 | | 0.0 | | 3.4 | 2.8 | | 0.0 | | 2.8 |
| 2N | NURSE PRACTITIONER | 1.2 | | | | 1.2 | 0.8 | | | | 0.8 |
| 2P | PHYSICIAN ASSISTANT | 0.8 | | | | 0.8 | 0.7 | | | | 0.7 |
| 2Z | ALL OTHERS IN SKILL TYPE 2 | 1.9 | | | | 1.9 | 2.2 | | | | 2.2 |
| 3E | NURSE CASE MANAGER | 1.7 | | | | 1.7 | 0.8 | | | | 0.8 |
| 3R | REGISTERED NURSE | 2.4 | | | | 2.4 | 3.1 | | | | 3.1 |
| 4L | LPN/LVN | 11.0 | | | | 11.0 | 9.6 | | | | 9.6 |
| 4Z | ALL OTHERS IN SKILL TYPE 4 | 2.0 | 0.4 | 0.1 | | 2.4 | 1.8 | 0.7 | 0.1 | | 2.6 |
| 5A | ADMINISTRATORS | 0.9 | | | | 0.9 | 0.8 | | | | 0.8 |
| 5C | CLERICAL | 0.8 | | | | 0.8 | 0.7 | | | | 0.7 |
| 5L | LOGISTICS | 0.0 | | | | 0.0 | | | | | 0.0 |
| 5Z | ALL OTHERS IN SKILL TYPE 5 | 2.5 | | | | 2.5 | 2.2 | | | | 2.2 |
| Grand Total | | 28.6 | 0.4 | 0.1 | 0.0 | 29.0 | 25.5 | 0.7 | 0.1 | 0.0 | 26.3 |

¹ Source: M2 MEPRS Personnel Detail. Based on Child DMIS ID.

AMC Womack – Staffing (Available FTEs)¹

All MEPRS

| 6178 EBH EAST BRAGG CLINIC-BRAGG | | | | | | | | | | | |
|----------------------------------|----------------------------|------------|------------|------------|------------|------------|------------|------------|------------|------------|------------|
| Skill Type | Skill Type and Suffix Desc | 2017 | | | | | 2018 | | | | |
| | | CIV | CON | MIL | OTH | TOTAL | CIV | CON | MIL | OTH | TOTAL |
| 1P | PHYSICIAN | | | | | 0.0 | | | 0.0 | | 0.0 |
| 2N | NURSE PRACTITIONER | | | 0.6 | | 0.6 | | | 0.6 | | 0.6 |
| 2W | STUDENT-NON GME/GDE | | | 0.4 | | 0.4 | | | 0.2 | | 0.2 |
| 2Z | ALL OTHERS IN SKILL TYPE 2 | 1.5 | | 1.3 | | 2.9 | 2.5 | | 1.1 | | 3.7 |
| 3E | NURSE CASE MANAGER | 0.8 | | | | 0.8 | 0.8 | | | | 0.8 |
| 3R | REGISTERED NURSE | | | | | 0.0 | 0.0 | | | | 0.0 |
| 4Z | ALL OTHERS IN SKILL TYPE 4 | 0.9 | | 0.9 | | 1.8 | 0.9 | | 1.6 | | 2.5 |
| 5Z | ALL OTHERS IN SKILL TYPE 5 | 0.8 | | | | 0.8 | 1.4 | | | | 1.4 |
| Grand Total | | 4.1 | 0.0 | 3.2 | 0.0 | 7.3 | 5.6 | 0.0 | 3.5 | 0.0 | 9.1 |

| 6179 EBH WEST BRAGG CLINIC-BRAGG | | | | | | | | | | | |
|----------------------------------|----------------------------|------------|------------|------------|------------|-------------|------------|------------|------------|------------|-------------|
| Skill Type | Skill Type and Suffix Desc | 2017 | | | | | 2018 | | | | |
| | | CIV | CON | MIL | OTH | TOTAL | CIV | CON | MIL | OTH | TOTAL |
| 1P | PHYSICIAN | | | 0.0 | | 0.0 | | 0.6 | 0.0 | | 0.6 |
| 2N | NURSE PRACTITIONER | | | 0.7 | | 0.7 | | | 0.1 | | 0.1 |
| 2W | STUDENT-NON GME/GDE | | | 0.1 | | 0.1 | | | 0.0 | | 0.0 |
| 2Z | ALL OTHERS IN SKILL TYPE 2 | 3.5 | 1.4 | 1.4 | | 6.2 | 4.1 | 0.2 | 1.7 | | 6.0 |
| 3E | NURSE CASE MANAGER | 0.6 | | | | 0.6 | 0.7 | | | | 0.7 |
| 4Z | ALL OTHERS IN SKILL TYPE 4 | 1.6 | | 2.7 | | 4.3 | 2.0 | | 2.1 | | 4.1 |
| 5Z | ALL OTHERS IN SKILL TYPE 5 | 1.7 | | | | 1.7 | 1.7 | | | | 1.7 |
| Grand Total | | 7.4 | 1.4 | 4.8 | 0.0 | 13.6 | 8.4 | 0.8 | 3.9 | 0.0 | 13.1 |

| 6228 NICOE-INTREPID SPIRIT-BRAGG | | | | | | | | | | | |
|----------------------------------|----------------------------|-------------|------------|------------|------------|-------------|-------------|------------|------------|------------|-------------|
| Skill Type | Skill Type and Suffix Desc | 2017 | | | | | 2018 | | | | |
| | | CIV | CON | MIL | OTH | TOTAL | CIV | CON | MIL | OTH | TOTAL |
| 1P | PHYSICIAN | 0.1 | 0.2 | 0.0 | 0.1 | 0.3 | 0.1 | 0.1 | 0.1 | | 0.3 |
| 2N | NURSE PRACTITIONER | 1.1 | | | | 1.1 | 1.7 | | | | 1.7 |
| 2P | PHYSICIAN ASSISTANT | 0.2 | 0.0 | 1.0 | | 1.3 | 0.9 | 0.5 | 2.0 | | 3.3 |
| 2W | STUDENT-NON GME/GDE | | | | 0.2 | 0.2 | | | | 0.3 | 0.3 |
| 2Z | ALL OTHERS IN SKILL TYPE 2 | 6.2 | 1.1 | 0.0 | | 7.4 | 5.6 | 1.4 | 0.1 | | 7.1 |
| 3E | NURSE CASE MANAGER | 2.0 | | | | 2.0 | 1.4 | | | | 1.4 |
| 3R | REGISTERED NURSE | | | | | 0.0 | | | 0.4 | | 0.4 |
| 4L | LPN/LVN | 1.3 | | | | 1.3 | 1.3 | | | | 1.3 |
| 4Z | ALL OTHERS IN SKILL TYPE 4 | 6.1 | 1.4 | 0.6 | | 8.2 | 7.0 | 0.9 | | | 8.0 |
| 5A | ADMINISTRATORS | 0.7 | | 0.0 | | 0.7 | 0.8 | | | | 0.8 |
| 5C | CLERICAL | 0.7 | | | | 0.7 | 0.4 | | 0.0 | | 0.4 |
| 5L | LOGISTICS | | | | | 0.0 | | | 0.0 | | 0.0 |
| 5Z | ALL OTHERS IN SKILL TYPE 5 | 1.9 | | 0.2 | | 2.1 | 1.8 | | 0.1 | | 1.9 |
| Grand Total | | 20.3 | 2.7 | 2.1 | 0.1 | 25.2 | 21.1 | 2.9 | 2.9 | 0.0 | 26.9 |

| 7143 ROBINSON CLINIC-BRAGG | | | | | | | | | | | |
|----------------------------|----------------------------|--------------|------------|-------------|------------|--------------|-------------|------------|-------------|------------|--------------|
| Skill Type | Skill Type and Suffix Desc | 2017 | | | | | 2018 | | | | |
| | | CIV | CON | MIL | OTH | TOTAL | CIV | CON | MIL | OTH | TOTAL |
| 1N | INTERN-MEDICAL | | | 0.2 | | 0.2 | | | 0.1 | | 0.1 |
| 1P | PHYSICIAN | 5.1 | | 2.4 | | 7.4 | 3.8 | 0.5 | 1.5 | | 5.9 |
| 1R | RESIDENT-MEDICAL | | | 0.1 | | 0.1 | | | 0.1 | | 0.1 |
| 2N | NURSE PRACTITIONER | 1.5 | | 1.8 | | 3.2 | 0.8 | | 1.1 | | 1.9 |
| 2P | PHYSICIAN ASSISTANT | 4.3 | | 4.1 | | 8.4 | 4.0 | | 4.3 | | 8.3 |
| 2W | STUDENT-NON GME/GDE | | | | 0.2 | 0.2 | | | 0.0 | | 0.0 |
| 2Z | ALL OTHERS IN SKILL TYPE 2 | 11.1 | 1.7 | 5.2 | | 17.9 | 11.7 | 0.8 | 3.2 | | 15.7 |
| 3E | NURSE CASE MANAGER | 0.7 | | | | 0.7 | 2.6 | | | | 2.6 |
| 3R | REGISTERED NURSE | 15.5 | | 1.2 | | 16.7 | 11.3 | | 0.4 | | 11.7 |
| 4L | LPN/LVN | 27.8 | | 1.1 | | 28.9 | 23.6 | | 1.1 | | 24.7 |
| 4W | STUDENT-NON GME/GDE | | | | 0.2 | 0.2 | | | 0.3 | | 0.3 |
| 4Z | ALL OTHERS IN SKILL TYPE 4 | 14.3 | 0.3 | 45.3 | | 59.9 | 13.8 | 0.0 | 32.6 | | 46.5 |
| 5A | ADMINISTRATORS | 1.6 | | | | 1.6 | 1.8 | | | | 1.8 |
| 5C | CLERICAL | 1.7 | | | | 1.7 | 1.1 | | 0.2 | | 1.3 |
| 5L | LOGISTICS | 0.8 | | | | 0.8 | 0.8 | | | | 0.8 |
| 5Z | ALL OTHERS IN SKILL TYPE 5 | 18.4 | | | | 18.4 | 11.6 | | 0.0 | | 11.6 |
| Grand Total | | 102.7 | 2.0 | 61.7 | 0.0 | 166.4 | 87.0 | 1.4 | 44.8 | 0.0 | 133.2 |

¹ Source: M2 MEPRS Personnel Detail. Based on Child DMIS ID.

AMC Womack – Staffing (Available FTEs)¹

All MEPRS

| 7286 JOEL CLINIC-BRAGG | | | | | | | | | | | |
|------------------------|----------------------------|-------------|------------|-------------|------------|-------------|-------------|------------|-------------|------------|-------------|
| Skill Type | Skill Type and Suffix Desc | 2017 | | | | | 2018 | | | | |
| | | CIV | CON | MIL | OTH | TOTAL | CIV | CON | MIL | OTH | TOTAL |
| 1P | PHYSICIAN | 3.5 | | 3.1 | | 6.6 | 2.6 | | 1.7 | | 4.3 |
| 1R | RESIDENT-MEDICAL | | | 0.0 | | 0.0 | | | | 0.0 | |
| 2N | NURSE PRACTITIONER | 2.3 | | 2.2 | | 4.5 | 2.0 | | 1.7 | 3.7 | |
| 2P | PHYSICIAN ASSISTANT | 1.8 | | 1.2 | | 2.9 | 1.3 | | 0.4 | 1.7 | |
| 2W | STUDENT-NON GME/GDE | | | | | 0.0 | | | | 0.0 | |
| 2Z | ALL OTHERS IN SKILL TYPE 2 | 5.0 | | 0.5 | | 5.5 | 5.4 | | 0.5 | 5.9 | |
| 3E | NURSE CASE MANAGER | 0.1 | | | | 0.1 | 0.9 | | | 0.9 | |
| 3R | REGISTERED NURSE | 8.6 | | 0.6 | | 9.2 | 6.9 | | 0.1 | 7.1 | |
| 4A | NURSING ASSISTANT | | | | | 0.0 | | | | 0.0 | |
| 4L | LPN/LVN | 19.9 | | | | 19.9 | 18.5 | | | 18.5 | |
| 4W | STUDENT-NON GME/GDE | | | 0.1 | | 0.1 | | | 0.1 | 0.1 | |
| 4Z | ALL OTHERS IN SKILL TYPE 4 | 11.0 | 0.0 | 11.5 | | 22.4 | 9.6 | 0.1 | 5.8 | 15.6 | |
| 5A | ADMINISTRATORS | 0.8 | | | | 0.8 | 0.6 | | 0.1 | 0.7 | |
| 5C | CLERICAL | 0.8 | | | | 0.8 | 0.6 | | | 0.6 | |
| 5L | LOGISTICS | 0.9 | | | | 0.9 | 0.8 | | | 0.8 | |
| 5Z | ALL OTHERS IN SKILL TYPE 5 | 14.3 | | | | 14.3 | 8.2 | | | 8.2 | |
| Grand Total | | 68.8 | 0.0 | 19.1 | 0.0 | 87.9 | 57.4 | 0.1 | 10.5 | 0.0 | 68.0 |

| 7291 USADC JOEL-BRAGG | | | | | | | | | | | |
|-----------------------|----------------------------|-------------|------------|------------|------------|-------------|-------------|------------|------------|------------|-------------|
| Skill Type | Skill Type and Suffix Desc | 2017 | | | | | 2018 | | | | |
| | | CIV | CON | MIL | OTH | TOTAL | CIV | CON | MIL | OTH | TOTAL |
| 1D | DENTIST | 2.1 | | 3.3 | | 5.3 | 1.8 | | 2.6 | | 4.5 |
| 1U | RESIDENT-DENTAL | | | | | 0.0 | | | | 0.0 | |
| 4Z | ALL OTHERS IN SKILL TYPE 4 | 20.3 | 0.8 | 3.1 | | 24.2 | 15.2 | 0.9 | 3.2 | 19.3 | |
| 5A | ADMINISTRATORS | 0.8 | | | | 0.8 | 0.2 | | | 0.2 | |
| 5C | CLERICAL | 1.1 | | | | 1.1 | 0.6 | | | 0.6 | |
| 5Z | ALL OTHERS IN SKILL TYPE 5 | 0.5 | | | | 0.5 | 1.4 | | | 1.4 | |
| Grand Total | | 24.8 | 0.8 | 6.3 | 0.0 | 31.9 | 19.3 | 0.9 | 5.9 | 0.0 | 26.0 |

| 7290 USADC WAMC-BRAGG | | | | | | | | | | | |
|-----------------------|----------------------------|-------------|------------|-------------|------------|-------------|-------------|------------|-------------|------------|--------------|
| Skill Type | Skill Type and Suffix Desc | 2017 | | | | | 2018 | | | | |
| | | CIV | CON | MIL | OTH | TOTAL | CIV | CON | MIL | OTH | TOTAL |
| 1D | DENTIST | 2.0 | | 27.2 | | 29.2 | 2.0 | | 25.3 | | 27.3 |
| 1N | INTERN-MEDICAL | | | | | 0.0 | | | 0.4 | 0.4 | |
| 1P | PHYSICIAN | | | 0.0 | | 0.0 | | | 0.4 | 0.4 | |
| 1S | INTERN-DENTAL | | | 0.1 | | 0.1 | | | 0.1 | 0.1 | |
| 1U | RESIDENT-DENTAL | | | 19.2 | | 19.2 | | | 21.1 | 21.1 | |
| 2N | NURSE PRACTITIONER | | | 0.0 | | 0.0 | | | | 0.0 | |
| 2Z | ALL OTHERS IN SKILL TYPE 2 | 0.0 | | 0.0 | | 0.1 | | | 0.0 | 0.0 | |
| 3R | REGISTERED NURSE | 0.7 | | 0.0 | | 0.7 | 0.9 | | 0.0 | 1.0 | |
| 4A | NURSING ASSISTANT | | | | | 0.0 | | | | 0.0 | |
| 4L | LPN/LVN | 0.1 | | | | 0.1 | 0.1 | | | 0.1 | |
| 4Z | ALL OTHERS IN SKILL TYPE 4 | 19.5 | 3.2 | 18.4 | | 41.2 | 18.3 | 4.3 | 21.4 | 44.0 | |
| 5A | ADMINISTRATORS | 0.8 | | 0.9 | | 1.7 | 0.1 | | 0.9 | 1.0 | |
| 5C | CLERICAL | 3.4 | | | | 3.4 | 4.3 | | | 4.3 | |
| 5L | LOGISTICS | 0.0 | | 0.4 | | 0.4 | | | 0.0 | 0.0 | |
| 5Z | ALL OTHERS IN SKILL TYPE 5 | 3.2 | | | | 3.2 | 2.1 | | 0.0 | 2.2 | |
| Grand Total | | 29.7 | 3.2 | 66.4 | 0.0 | 99.4 | 27.9 | 4.3 | 69.7 | 0.0 | 101.9 |

| 7294 CLARK CLINIC-BRAGG | | | | | | | | | | | |
|-------------------------|----------------------------|-------------|------------|-------------|------------|-------------|-------------|------------|-------------|------------|-------------|
| Skill Type | Skill Type and Suffix Desc | 2017 | | | | | 2018 | | | | |
| | | CIV | CON | MIL | OTH | TOTAL | CIV | CON | MIL | OTH | TOTAL |
| 1N | INTERN-MEDICAL | | | 0.0 | | 0.0 | | | | | 0.0 |
| 1P | PHYSICIAN | 3.4 | | 2.9 | | 6.3 | 3.8 | | 2.1 | 5.9 | |
| 2N | NURSE PRACTITIONER | 1.6 | | 0.8 | | 2.4 | 1.5 | | 1.0 | 2.5 | |
| 2P | PHYSICIAN ASSISTANT | 2.3 | | 1.1 | | 3.3 | 1.3 | | 0.8 | 2.1 | |
| 2W | STUDENT-NON GME/GDE | | | 0.0 | | 0.0 | | | 0.2 | 0.2 | |
| 2Z | ALL OTHERS IN SKILL TYPE 2 | 8.3 | | 0.6 | | 8.9 | 6.2 | 0.1 | 1.3 | 7.6 | |
| 3E | NURSE CASE MANAGER | 0.7 | | | | 0.7 | 0.8 | | | 0.8 | |
| 3R | REGISTERED NURSE | 8.3 | | 2.2 | | 10.5 | 9.7 | | 0.5 | 10.3 | |
| 4L | LPN/LVN | 25.7 | | 0.0 | | 25.7 | 25.9 | | 0.1 | 26.0 | |
| 4W | STUDENT-NON GME/GDE | | | 0.1 | | 0.1 | | | 0.1 | 0.1 | |
| 4Z | ALL OTHERS IN SKILL TYPE 4 | 13.4 | 0.3 | 7.9 | | 21.6 | 10.9 | 1.0 | 7.1 | 19.0 | |
| 5A | ADMINISTRATORS | 1.2 | | | | 1.2 | 1.7 | | | 1.7 | |
| 5C | CLERICAL | 1.7 | | | | 1.7 | 1.6 | | | 1.6 | |
| 5L | LOGISTICS | 0.8 | | | | 0.8 | 0.8 | | | 0.8 | |
| 5Z | ALL OTHERS IN SKILL TYPE 5 | 13.7 | | | | 13.7 | 9.4 | | | 9.4 | |
| Grand Total | | 81.0 | 0.3 | 15.6 | 0.0 | 97.0 | 73.6 | 1.1 | 13.2 | 0.0 | 87.9 |

¹ Source: M2 MEPRS Personnel Detail. Based on Child DMIS ID.

AMC Womack – Skill Type 1P (Physician) by DoD Occupation Code¹ (Available FTEs)

| 0089 AMC WOMACK-BRAGG | | | | | | | | | | | |
|-----------------------|--------------------------------|------------|------------|-------------|------------|-------------|------------|------------|-------------|------------|-------------|
| DoD Occ Code | | 2017 | | | | | 2018 | | | | |
| | | CIV | CON | MIL | OTH | TOTAL | CIV | CON | MIL | OTH | TOTAL |
| 260104 | ANESTHESIOLOGY | | | | | 0.0 | | | | | 0.0 |
| 260109 | GENERAL MEDICINE | 0.0 | 0.2 | | | 0.2 | | 0.3 | | | 0.3 |
| 260111 | FAMILY PRACTICE | 0.4 | | 1.6 | | 2.0 | 0.2 | | 1.8 | | 2.0 |
| 260113 | NEUROLOGY | | | | | 0.0 | | | 0.2 | | 0.2 |
| 260115 | OBSTETRICS/GYNECOLOGY | 1.8 | | 1.6 | | 3.3 | 2.2 | | 1.9 | | 4.2 |
| 260117 | OPHTHALMOLOGY | | | 0.0 | | 0.0 | | | | | 0.0 |
| 260118 | PEDIATRICS, SUBSPECIALTIES | | | 1.8 | | 1.8 | | | 1.9 | | 1.9 |
| 260119 | OTORHINOLARYNGOLOGY | | | 0.0 | | 0.0 | | | 0.1 | | 0.1 |
| 260121 | PEDIATRICS, GENERAL | 0.5 | 0.3 | 2.1 | | 2.9 | 0.4 | | 1.6 | | 2.0 |
| 260125 | PSYCHIATRY | | | 1.2 | | 1.2 | | | 1.0 | | 1.0 |
| 260130 | GENERAL SURGERY | 0.2 | 0.1 | 1.3 | | 1.5 | 0.1 | 0.0 | 0.8 | | 0.9 |
| 260132 | ORTHOPEDIC SURGERY | 0.1 | | 1.1 | | 1.2 | 0.1 | | 0.9 | | 1.0 |
| 260133 | PLASTIC SURGERY | | | 0.0 | | 0.0 | 0.0 | | 0.0 | | 0.0 |
| 260136 | UROLOGY | 0.0 | | 0.3 | | 0.3 | 0.0 | | 0.2 | | 0.3 |
| 260138 | PERIPHERAL VASCULAR SURGERY | | | 0.2 | | 0.2 | | | 0.3 | | 0.3 |
| 260140 | PULMONARY DISEASE | | | 0.8 | | 0.8 | | | 0.9 | | 0.9 |
| 260141 | GASTROENTEROLOGY | | | | | 0.0 | | | 0.0 | | 0.0 |
| 260146 | RHEUMATOLOGY | | | | | 0.0 | | | 0.0 | | 0.0 |
| 260147 | CRITICAL CARE/TRAUMA, MEDICINE | 1.8 | | | | 1.8 | 1.1 | | | | 1.1 |
| 260148 | INTERNAL MEDICINE | 0.3 | | 3.3 | | 3.6 | | | 3.5 | | 3.5 |
| 260149 | INFECTIOUS DISEASE | | | 0.0 | | 0.0 | | | 0.0 | | 0.0 |
| TOTAL | | 5.0 | 0.5 | 15.3 | 0.0 | 20.8 | 4.1 | 0.3 | 15.2 | 0.0 | 19.6 |

MEPRS A
Only

¹ Source: M2 MEPRS Personnel Detail. Based on Child DMIS ID.

AMC Womack – Skill Type 1P (Physician) by DoD Occupation Code¹ (Available FTEs)

| 0089 AMC WOMACK-BRAGG | | | | | | | | | | | |
|-----------------------|--|-------------|-------------|-------------|------------|-------------|-------------|-------------|-------------|------------|-------------|
| DoD Occ Code | | 2017 | | | | | 2018 | | | | |
| | | CIV | CON | MIL | OTH | TOTAL | CIV | CON | MIL | OTH | TOTAL |
| 260101 | AVIATION/AEROSPACE MEDICINE, RESIDENCY TRAINED AER | | | 0.0 | | 0.0 | | | 0.0 | | 0.0 |
| 260102 | ALLERGY/IMMUNOLOGY | | | 0.5 | | 0.5 | | | 1.2 | | 1.2 |
| 260103 | EMERGENCY MEDICINE | 0.2 | 8.0 | 2.2 | | 10.4 | 0.1 | 7.0 | 1.4 | | 8.5 |
| 260104 | ANESTHESIOLOGY | 0.6 | | 0.5 | | 1.1 | 0.5 | | 0.2 | | 0.8 |
| 260107 | DERMATOLOGY | | | 1.8 | | 1.8 | | | 2.1 | | 2.1 |
| 260109 | GENERAL MEDICINE | 2.5 | 2.6 | 0.0 | | 5.1 | 2.2 | 4.9 | | 0.0 | 7.1 |
| 260111 | FAMILY PRACTICE | 1.6 | | 4.2 | | 5.9 | 1.0 | | 6.2 | | 7.3 |
| 260113 | NEUROLOGY | | | 1.5 | | 1.5 | | | 1.1 | | 1.1 |
| 260115 | OBSTETRICS/GYNECOLOGY | 2.7 | | 5.8 | | 8.5 | 2.4 | | 4.5 | | 6.9 |
| 260116 | OCCUPATIONAL MEDICINE | 0.0 | | | | 0.0 | | | | | 0.0 |
| 260117 | OPHTHALMOLOGY | 1.0 | | 1.1 | | 2.1 | 0.9 | | 2.1 | | 3.0 |
| 260118 | PEDIATRICS, SUBSPECIALTIES | | | 1.7 | | 1.7 | | | 1.7 | | 1.7 |
| 260119 | OTORHINOLARYNGOLOGY | | | 2.3 | | 2.3 | | | 2.1 | | 2.1 |
| 260121 | PEDIATRICS, GENERAL | 2.0 | 0.7 | 0.7 | | 3.4 | 1.6 | 0.7 | 0.8 | | 3.1 |
| 260122 | PHYSICAL/REHABILITATION MEDICINE | 0.6 | | 1.9 | | 2.5 | 0.5 | | 1.4 | | 1.9 |
| 260123 | PREVENTIVE MEDICINE | | | 0.1 | | 0.1 | | | 0.1 | | 0.1 |
| 260125 | PSYCHIATRY | 2.6 | | 2.0 | | 4.6 | 1.7 | | 2.2 | | 3.9 |
| 260127 | RADIOLOGY, DIAGNOSTIC | 0.1 | | 0.3 | | 0.4 | 0.2 | | 0.2 | | 0.4 |
| 260130 | GENERAL SURGERY | 0.4 | 0.6 | 2.8 | | 3.8 | 0.5 | 0.8 | 4.1 | | 5.4 |
| 260132 | ORTHOPEDIC SURGERY | 0.5 | | 4.3 | | 4.8 | 0.7 | | 4.4 | | 5.1 |
| 260133 | PLASTIC SURGERY | 0.5 | | 0.5 | | 0.9 | 0.4 | | 0.3 | | 0.7 |
| 260136 | UROLOGY | 0.6 | | 1.5 | | 2.1 | 0.6 | | 1.6 | | 2.2 |
| 260138 | PERIPHERAL VASCULAR SURGERY | | | 0.5 | | 0.5 | | | 0.5 | | 0.5 |
| 260139 | RADIOLOGY, THERAPEUTIC | 0.1 | | | | 0.1 | | | | | 0.0 |
| 260140 | PULMONARY DISEASE | | | 0.9 | | 0.9 | | | 1.1 | | 1.1 |
| 260141 | GASTROENTEROLOGY | | | 2.7 | | 2.7 | | | 1.4 | | 1.4 |
| 260142 | CARDIOLOGY | | | 1.6 | | 1.6 | 0.1 | | 1.2 | | 1.3 |
| 260143 | NEPHROLOGY | 0.4 | | | | 0.4 | 0.8 | | | | 0.8 |
| 260144 | HEMATOLOGY AND ONCOLOGY | | | 1.4 | | 1.4 | | | 1.1 | | 1.1 |
| 260146 | RHEUMATOLOGY | | | 0.1 | | 0.1 | | | 0.6 | | 0.6 |
| 260147 | CRITICAL CARE/TRAUMA, MEDICINE | 0.3 | | | | 0.3 | | | | | 0.0 |
| 260148 | INTERNAL MEDICINE | 2.6 | | 1.8 | | 4.4 | 2.7 | | 1.4 | | 4.1 |
| 260149 | INFECTIOUS DISEASE | | | 0.4 | | 0.4 | | | 0.6 | | 0.6 |
| 260151 | AVIATION/AEROSPACE MEDICINE, RESIDENCY TRAINED OTH | | | 0.1 | | 0.1 | | | 0.0 | | 0.0 |
| TOTAL | | 19.3 | 11.9 | 45.0 | 0.0 | 76.1 | 17.0 | 13.4 | 45.9 | 0.0 | 76.3 |

MEPRS B
Only

¹ Source: M2 MEPRS Personnel Detail. Based on Child DMIS ID.

AMC Womack – Skill Type 1P (Physician) by DoD Occupation Code¹ (Available FTEs)

| 0570 BRAGG CLINIC | | | | | | | | | | | |
|-------------------|-----------------------|------------|------------|------------|------------|------------|------------|------------|------------|------------|------------|
| DoD Occ Code | | 2017 | | | | | 2018 | | | | |
| | | CIV | CON | MIL | OTH | TOTAL | CIV | CON | MIL | OTH | TOTAL |
| 260116 | OCCUPATIONAL MEDICINE | 1.3 | | | | 1.3 | 1.2 | | | | 1.2 |
| 260123 | PREVENTIVE MEDICINE | | | 0.0 | | 0.0 | | | 0.1 | | 0.1 |
| TOTAL | | 1.3 | 0.0 | 0.0 | 0.0 | 1.3 | 1.2 | 0.0 | 0.1 | 0.0 | 1.3 |

| 6034 TROOP & FAMILY MED CL-BRAGG | | | | | | | | | | | |
|----------------------------------|--|------------|------------|------------|------------|------------|------------|------------|------------|------------|------------|
| DoD Occ Code | | 2017 | | | | | 2018 | | | | |
| | | CIV | CON | MIL | OTH | TOTAL | CIV | CON | MIL | OTH | TOTAL |
| 260101 | AVIATION/AEROSPACE MEDICINE, RESIDENCY TRAINED AER | | | 0.1 | | 0.1 | | | 0.3 | | 0.3 |
| 260103 | EMERGENCY MEDICINE | | | 0.0 | | 0.0 | | | | | 0.0 |
| 260105 | EXECUTIVE MEDICINE | | | | | 0.0 | | | | | 0.0 |
| 260109 | GENERAL MEDICINE | | | 0.5 | | 0.5 | | | | | 0.0 |
| 260111 | FAMILY PRACTICE | | | 2.3 | 0.5 | 2.9 | 3.2 | | 0.5 | | 3.7 |
| 260121 | PEDIATRICS, GENERAL | | | 1.4 | | 1.4 | 1.5 | | | | 1.5 |
| 260123 | PREVENTIVE MEDICINE | | | 0.2 | | 0.2 | | | 0.2 | | 0.2 |
| 260148 | INTERNAL MEDICINE | | | 0.4 | | 0.4 | | | 0.2 | | 0.2 |
| 260151 | AVIATION/AEROSPACE MEDICINE, RESIDENCY TRAINED OTH | | | 0.2 | | 0.2 | | | 0.0 | | 0.0 |
| TOTAL | | 3.8 | 0.0 | 1.9 | 0.0 | 5.6 | 4.7 | 0.0 | 1.2 | 0.0 | 5.9 |

MEPRS B
Only

| 6105 CBMH FAYETTEVILLE-BRAGG | | | | | | | | | | | |
|------------------------------|---------------------|------------|------------|------------|------------|------------|------------|------------|------------|------------|------------|
| DoD Occ Code | | 2017 | | | | | 2018 | | | | |
| | | CIV | CON | MIL | OTH | TOTAL | CIV | CON | MIL | OTH | TOTAL |
| 260111 | FAMILY PRACTICE | 2.2 | | 0.0 | | 2.2 | 1.9 | | | | 1.9 |
| 260121 | PEDIATRICS, GENERAL | 0.7 | | | | 0.7 | 0.8 | | 0.0 | | 0.8 |
| TOTAL | | 2.9 | 0.0 | 0.0 | 0.0 | 2.9 | 2.7 | 0.0 | 0.0 | 0.0 | 2.7 |

¹ Source: M2 MEPRS Personnel Detail. Based on Child DMIS ID.

AMC Womack – Skill Type 1P (Physician) by DoD Occupation Code¹ (Available FTEs)

| 6106 CBMH HOPE MILLS-BRAGG | | | | | | | | | | | |
|----------------------------|---------------------|------------|------------|------------|------------|------------|------------|------------|------------|------------|------------|
| DoD Occ Code | | 2017 | | | | | 2018 | | | | |
| | | CIV | CON | MIL | OTH | TOTAL | CIV | CON | MIL | OTH | TOTAL |
| 260111 | FAMILY PRACTICE | 2.3 | | | | 2.3 | 2.4 | | | | 2.4 |
| 260121 | PEDIATRICS, GENERAL | 0.7 | | | | 0.7 | 0.8 | | | | 0.8 |
| TOTAL | | 3.0 | 0.0 | 0.0 | 0.0 | 3.0 | 3.1 | 0.0 | 0.0 | 0.0 | 3.1 |

| 6107 CBMH LINDEN OAKS-BRAGG | | | | | | | | | | | |
|-----------------------------|---------------------|------------|------------|------------|------------|------------|------------|------------|------------|------------|------------|
| DoD Occ Code | | 2017 | | | | | 2018 | | | | |
| | | CIV | CON | MIL | OTH | TOTAL | CIV | CON | MIL | OTH | TOTAL |
| 260109 | GENERAL MEDICINE | | 0.4 | | 0.0 | 0.4 | | | | | 0.0 |
| 260111 | FAMILY PRACTICE | 1.4 | | 0.2 | | 1.6 | 1.5 | | 0.0 | | 1.5 |
| 260121 | PEDIATRICS, GENERAL | 0.4 | | | | 0.4 | 0.8 | | 0.7 | | 1.5 |
| TOTAL | | 1.8 | 0.4 | 0.2 | 0.0 | 2.4 | 2.3 | 0.0 | 0.7 | 0.0 | 3.0 |

| 6178 EBH EAST BRAGG CLINIC-BRAGG | | | | | | | | | | | |
|----------------------------------|------------------|------------|------------|------------|------------|------------|------------|------------|------------|------------|------------|
| DoD Occ Code | | 2017 | | | | | 2018 | | | | |
| | | CIV | CON | MIL | OTH | TOTAL | CIV | CON | MIL | OTH | TOTAL |
| 260109 | GENERAL MEDICINE | | | | | 0.0 | | | | | 0.0 |
| 260125 | PSYCHIATRY | | | | | 0.0 | | | 0.0 | | 0.0 |
| TOTAL | | 0.0 | 0.0 | 0.0 | 0.0 | 0.0 | 0.0 | 0.0 | 0.0 | 0.0 | 0.0 |

MEPRS B
Only

¹ Source: M2 MEPRS Personnel Detail. Based on Child DMIS ID.

AMC Womack – Skill Type 1P (Physician) by DoD Occupation Code¹ (Available FTEs)

| 6179 EBH WEST BRAGG CLINIC-BRAGG | | | | | | | | | | | |
|----------------------------------|------------------|------------|------------|------------|------------|------------|------------|------------|------------|------------|------------|
| DoD Occ Code | | 2017 | | | | | 2018 | | | | |
| | | CIV | CON | MIL | OTH | TOTAL | CIV | CON | MIL | OTH | TOTAL |
| 260109 | GENERAL MEDICINE | | | | | 0.0 | | 0.6 | | | 0.6 |
| 260125 | PSYCHIATRY | | | 0.0 | | 0.0 | | | 0.0 | | 0.0 |
| TOTAL | | 0.0 | 0.0 | 0.0 | 0.0 | 0.0 | 0.0 | 0.6 | 0.0 | 0.0 | 0.6 |

| 6228 NICOE-INTREPID SPIRIT-BRAGG | | | | | | | | | | | |
|----------------------------------|----------------------------------|------------|------------|------------|------------|------------|------------|------------|------------|------------|------------|
| DoD Occ Code | | 2017 | | | | | 2018 | | | | |
| | | CIV | CON | MIL | OTH | TOTAL | CIV | CON | MIL | OTH | TOTAL |
| 260109 | GENERAL MEDICINE | | 0.2 | | 0.1 | 0.2 | | 0.1 | | | 0.1 |
| 260111 | FAMILY PRACTICE | 0.0 | | | | 0.0 | | | | | 0.0 |
| 260113 | NEUROLOGY | | | 0.0 | | 0.0 | | | 0.1 | | 0.1 |
| 260122 | PHYSICAL/REHABILITATION MEDICINE | 0.1 | | 0.0 | | 0.1 | 0.1 | | | | 0.1 |
| TOTAL | | 0.1 | 0.2 | 0.0 | 0.1 | 0.3 | 0.1 | 0.1 | 0.1 | 0.0 | 0.3 |

MEPRS B
Only

| 7143 ROBINSON CLINIC-BRAGG | | | | | | | | | | | |
|----------------------------|--|------------|------------|------------|------------|------------|------------|------------|------------|------------|------------|
| DoD Occ Code | | 2017 | | | | | 2018 | | | | |
| | | CIV | CON | MIL | OTH | TOTAL | CIV | CON | MIL | OTH | TOTAL |
| 260101 | AVIATION/AEROSPACE MEDICINE, RESIDENCY TRAINED AER | | | | | 0.0 | | | 0.0 | | 0.0 |
| 260103 | EMERGENCY MEDICINE | | | 0.1 | | 0.1 | | | 0.2 | | 0.2 |
| 260109 | GENERAL MEDICINE | | | 0.4 | | 0.4 | | 0.5 | 0.4 | | 1.0 |
| 260111 | FAMILY PRACTICE | 1.6 | | 1.5 | | 3.1 | 0.8 | | 0.7 | | 1.5 |
| 260115 | OBSTETRICS/GYNECOLOGY | | | | | 0.0 | | | | | 0.0 |
| 260118 | PEDIATRICS, SUBSPECIALTIES | | | | | 0.0 | | | | | 0.0 |
| 260121 | PEDIATRICS, GENERAL | 3.4 | | 0.2 | | 3.7 | 3.0 | | | | 3.0 |
| 260125 | PSYCHIATRY | | | 0.1 | | 0.1 | | | 0.0 | | 0.0 |
| 260142 | CARDIOLOGY | | | | | 0.0 | | | | | 0.0 |
| 260148 | INTERNAL MEDICINE | | | 0.1 | | 0.1 | | | 0.1 | | 0.1 |
| TOTAL | | 5.0 | 0.0 | 2.3 | 0.0 | 7.4 | 3.8 | 0.5 | 1.3 | 0.0 | 5.7 |

¹ Source: M2 MEPRS Personnel Detail. Based on Child DMIS ID.

AMC Womack – Skill Type 1P (Physician) by DoD Occupation Code¹ (Available FTEs)

| 7286 JOEL CLINIC-BRAGG | | | | | | | | | | | |
|------------------------|--|------------|------------|------------|------------|------------|------------|------------|------------|------------|------------|
| DoD Occ Code | | 2017 | | | | | 2018 | | | | |
| | | CIV | CON | MIL | OTH | TOTAL | CIV | CON | MIL | OTH | TOTAL |
| 260101 | AVIATION/AEROSPACE MEDICINE, RESIDENCY TRAINED AER | | | 0.2 | | 0.2 | | | 0.2 | | 0.2 |
| 260104 | ANESTHESIOLOGY | | | | | 0.0 | | | 0.0 | | 0.0 |
| 260109 | GENERAL MEDICINE | | | 0.7 | | 0.7 | | | 0.2 | | 0.2 |
| 260111 | FAMILY PRACTICE | 2.2 | | 1.7 | | 3.9 | 1.6 | | 1.1 | | 2.8 |
| 260115 | OBSTETRICS/GYNECOLOGY | | | 0.0 | | 0.0 | | | 0.0 | | 0.0 |
| 260121 | PEDIATRICS, GENERAL | 0.8 | | 0.0 | | 0.8 | 0.7 | | | | 0.7 |
| 260148 | INTERNAL MEDICINE | | | | | 0.0 | | | 0.1 | | 0.1 |
| TOTAL | | 3.0 | 0.0 | 2.6 | 0.0 | 5.6 | 2.3 | 0.0 | 1.6 | 0.0 | 4.0 |

| 7294 CLARK CLINIC-BRAGG | | | | | | | | | | | |
|-------------------------|-----------------------|------------|------------|------------|------------|------------|------------|------------|------------|------------|------------|
| DoD Occ Code | | 2017 | | | | | 2018 | | | | |
| | | CIV | CON | MIL | OTH | TOTAL | CIV | CON | MIL | OTH | TOTAL |
| 260109 | GENERAL MEDICINE | 0.1 | | 0.2 | | 0.3 | | | 0.2 | | 0.2 |
| 260111 | FAMILY PRACTICE | 0.9 | | 2.5 | | 3.3 | 1.6 | | 1.8 | | 3.4 |
| 260115 | OBSTETRICS/GYNECOLOGY | | | | | 0.0 | | | 0.0 | | 0.0 |
| 260119 | OTORHINOLARYNGOLOGY | | | | | 0.0 | | | | | 0.0 |
| 260121 | PEDIATRICS, GENERAL | 2.1 | | | | 2.1 | 1.5 | | | | 1.5 |
| 260123 | PREVENTIVE MEDICINE | | | | | 0.0 | | | 0.0 | | 0.0 |
| 260125 | PSYCHIATRY | | | | | 0.0 | | | | | 0.0 |
| 260148 | INTERNAL MEDICINE | 0.3 | | 0.0 | | 0.3 | 0.7 | | 0.1 | | 0.8 |
| TOTAL | | 3.3 | 0.0 | 2.7 | 0.0 | 6.0 | 3.8 | 0.0 | 2.1 | 0.0 | 5.9 |

MEPRS B
Only

¹ Source: M2 MEPRS Personnel Detail. Based on Child DMIS ID.

Eligible Population and Enrollment

AMC Womack – Eligibles and Enrollees¹ by Catchment Area and Enrollment Site (Parent)

| AMC WOMACK-BRAGG - TRENDS IN ELIGIBLES AND ENROLLEES | | | | | | | | | | | |
|--|-----------|--------|--------------------|--------|---------|--|--------------------------|--------|--------------------|-----------------|---------|
| FY | Eligibles | | | | | | Prime and Plus Enrollees | | | | |
| | ADFM | RET | OTHER ² | AD | Total | | ADFM | RET | OTHER ² | AD ³ | Total |
| 2014 | 76,411 | 26,919 | 46,025 | 52,237 | 201,592 | | 56,730 | 7,223 | 11,079 | 52,237 | 127,268 |
| 2015 | 73,136 | 27,534 | 46,417 | 49,946 | 197,032 | | 53,758 | 8,296 | 13,065 | 49,946 | 125,065 |
| 2016 | 71,239 | 28,103 | 47,105 | 49,563 | 196,009 | | 51,153 | 9,404 | 14,484 | 49,563 | 124,603 |
| 2017 | 69,165 | 28,712 | 47,790 | 49,252 | 194,919 | | 49,131 | 10,393 | 16,182 | 49,252 | 124,959 |
| 2018 | 67,954 | 29,078 | 49,603 | 49,023 | 195,658 | | 48,213 | 10,977 | 17,870 | 49,023 | 126,083 |

¹ Source: Eligibles = M2 DEERS Person Detail; Enrollees = M2 TRICARE Relationship Detail. Eligibles based on Catchment Area. Enrollees based on Enrollment Site Parent and ACV Group = Prime or Plus.

² Includes FM of Retired, Survivors, Other, Unknown, Inactive Guard/Reserve, FM of Inactive Guard/Reserve

³ Includes all AD eligibles (enrolled, OP Forces, not enrolled)

AMC Womack – Eligibles and Enrollees¹ by PRISM and Enrollment Site (Child)

| PRISM (for Elig) / Enrollment Site (for Enr) | | FY | Eligibles | | | | | Prime and Plus Enrolled | | | | |
|--|-----------------------------|------|-----------|-------|--------------------|--------|--------|-------------------------|-------|--------------------|-------|--------|
| | | | ADFM | RET | OTHER ² | AD | TOTAL | ADFM | RET | OTHER ² | AD | TOTAL |
| 0089 | AMC WOMACK-BRAGG | 2014 | 20,039 | 2,431 | 5,571 | 48,303 | 76,344 | 4,347 | 1,233 | 1,539 | 6,035 | 13,153 |
| 0089 | AMC WOMACK-BRAGG | 2015 | 15,958 | 2,153 | 4,448 | 46,254 | 68,813 | 4,797 | 1,430 | 1,859 | 4,483 | 12,570 |
| 0089 | AMC WOMACK-BRAGG | 2016 | 13,472 | 1,974 | 4,130 | 45,988 | 65,563 | 5,083 | 1,874 | 2,514 | 3,716 | 13,187 |
| 0089 | AMC WOMACK-BRAGG | 2017 | 12,293 | 1,937 | 3,744 | 45,679 | 63,653 | 5,207 | 2,389 | 3,162 | 3,284 | 14,042 |
| 0089 | AMC WOMACK-BRAGG | 2018 | 12,401 | 1,915 | 3,961 | 45,507 | 63,785 | 5,632 | 2,551 | 3,517 | 2,844 | 14,543 |
| | | | | | | | | | | | | |
| 6034 | TROOP & FAMILY MED CL-BRAGG | 2014 | 15,529 | 4,408 | 7,270 | 278 | 27,485 | 7,530 | 1,191 | 1,831 | 4,830 | 15,381 |
| 6034 | TROOP & FAMILY MED CL-BRAGG | 2015 | 10,665 | 3,908 | 6,414 | 268 | 21,255 | 7,364 | 1,320 | 1,929 | 5,375 | 15,988 |
| 6034 | TROOP & FAMILY MED CL-BRAGG | 2016 | 4,949 | 2,492 | 3,956 | 142 | 11,539 | 6,728 | 1,418 | 1,967 | 5,588 | 15,701 |
| 6034 | TROOP & FAMILY MED CL-BRAGG | 2017 | 4,135 | 2,322 | 3,750 | 151 | 10,358 | 6,769 | 1,543 | 2,036 | 5,752 | 16,101 |
| 6034 | TROOP & FAMILY MED CL-BRAGG | 2018 | 3,966 | 2,323 | 3,827 | 147 | 10,262 | 6,660 | 1,612 | 2,131 | 5,713 | 16,116 |
| | | | | | | | | | | | | |
| 6105 | CBMH FAYETTEVILLE-BRAGG | 2014 | 18,578 | 6,883 | 10,956 | 403 | 36,820 | 7,670 | 111 | 278 | 12 | 8,071 |
| 6105 | CBMH FAYETTEVILLE-BRAGG | 2015 | 17,412 | 6,872 | 10,893 | 363 | 35,541 | 7,734 | 204 | 670 | 10 | 8,618 |
| 6105 | CBMH FAYETTEVILLE-BRAGG | 2016 | 16,375 | 6,965 | 10,909 | 336 | 34,584 | 6,627 | 240 | 700 | 11 | 7,578 |
| 6105 | CBMH FAYETTEVILLE-BRAGG | 2017 | 15,365 | 7,109 | 11,056 | 412 | 33,942 | 5,952 | 274 | 1,172 | 11 | 7,410 |
| 6105 | CBMH FAYETTEVILLE-BRAGG | 2018 | 14,612 | 7,145 | 11,479 | 378 | 33,613 | 5,632 | 306 | 1,633 | 4 | 7,574 |
| | | | | | | | | | | | | |
| 6106 | CBMH HOPE MILLS-BRAGG | 2014 | 12,155 | 5,466 | 9,678 | 452 | 27,751 | 8,027 | 252 | 592 | 19 | 8,891 |
| 6106 | CBMH HOPE MILLS-BRAGG | 2015 | 11,694 | 5,532 | 9,757 | 431 | 27,414 | 7,053 | 317 | 774 | 15 | 8,159 |
| 6106 | CBMH HOPE MILLS-BRAGG | 2016 | 11,246 | 5,680 | 9,986 | 439 | 27,350 | 6,258 | 362 | 971 | 18 | 7,609 |
| 6106 | CBMH HOPE MILLS-BRAGG | 2017 | 10,996 | 5,805 | 10,153 | 415 | 27,368 | 6,516 | 599 | 1,731 | 13 | 8,859 |
| 6106 | CBMH HOPE MILLS-BRAGG | 2018 | 10,674 | 5,891 | 10,461 | 412 | 27,438 | 6,461 | 851 | 2,282 | 4 | 9,598 |

¹ Source: Eligibles = M2 DEERS Person Detail; Enrollees = M2 TRICARE Relationship Detail. Eligibles based on PRISM Area ID. Enrollees based on Enrollment Site and ACV Group = Prime or Plus.

² Includes FM of Retired, Survivors, Other, Unknown, Inactive Guard/Reserve, FM of Inactive Guard/Reserve

AMC Womack – Eligibles and Enrollees¹ by PRISM and Enrollment Site (Child)

| PRISM (for Elig) / Enrollment Site (for Enr) | | FY | Eligibles | | | | | Prime and Plus Enrolled | | | | |
|--|------------------------|------|-----------|-------|--------------------|-----|--------|-------------------------|-------|--------------------|--------|--------|
| | | | ADFM | RET | OTHER ² | AD | TOTAL | ADFM | RET | OTHER ² | AD | TOTAL |
| 6107 | CBMH LINDEN OAKS-BRAGG | 2015 | 17,193 | 4,167 | 7,231 | 301 | 28,891 | | | | | |
| 6107 | CBMH LINDEN OAKS-BRAGG | 2016 | 17,371 | 3,775 | 6,656 | 315 | 28,117 | 5,450 | 13 | 99 | 8 | 5,570 |
| 6107 | CBMH LINDEN OAKS-BRAGG | 2017 | 16,865 | 3,975 | 7,067 | 333 | 28,239 | 6,654 | 46 | 252 | 8 | 6,960 |
| 6107 | CBMH LINDEN OAKS-BRAGG | 2018 | 16,354 | 4,136 | 7,554 | 307 | 28,351 | 7,516 | 246 | 758 | 7 | 8,527 |
| | | | | | | | | | | | | |
| 7143 | ROBINSON CLINIC-BRAGG | 2014 | | | | | | 12,918 | 1,492 | 2,192 | 18,082 | 34,684 |
| 7143 | ROBINSON CLINIC-BRAGG | 2015 | | | | | | 11,203 | 1,642 | 2,459 | 16,924 | 32,229 |
| 7143 | ROBINSON CLINIC-BRAGG | 2016 | | | | | | 9,324 | 2,121 | 3,169 | 15,374 | 29,987 |
| 7143 | ROBINSON CLINIC-BRAGG | 2017 | | | | | | 9,235 | 2,204 | 3,071 | 15,782 | 30,292 |
| 7143 | ROBINSON CLINIC-BRAGG | 2018 | | | | | | 8,563 | 2,177 | 3,009 | 14,904 | 28,652 |
| | | | | | | | | | | | | |
| 7286 | JOEL CLINIC-BRAGG | 2014 | | | | | | 5,744 | 1,727 | 2,407 | 4,778 | 14,656 |
| 7286 | JOEL CLINIC-BRAGG | 2015 | | | | | | 5,614 | 1,883 | 2,699 | 4,952 | 15,148 |
| 7286 | JOEL CLINIC-BRAGG | 2016 | | | | | | 6,286 | 2,358 | 3,304 | 6,302 | 18,250 |
| 7286 | JOEL CLINIC-BRAGG | 2017 | | | | | | 4,748 | 2,233 | 2,996 | 5,883 | 15,861 |
| 7286 | JOEL CLINIC-BRAGG | 2018 | | | | | | 3,958 | 1,936 | 2,635 | 5,030 | 13,560 |
| | | | | | | | | | | | | |
| 7294 | CLARK CLINIC-BRAGG | 2014 | | | | | | 10,493 | 1,218 | 2,239 | 16,797 | 30,747 |
| 7294 | CLARK CLINIC-BRAGG | 2015 | | | | | | 9,993 | 1,500 | 2,675 | 15,276 | 29,444 |
| 7294 | CLARK CLINIC-BRAGG | 2016 | | | | | | 5,398 | 1,018 | 1,760 | 14,287 | 22,463 |
| 7294 | CLARK CLINIC-BRAGG | 2017 | | | | | | 4,050 | 1,104 | 1,761 | 14,555 | 21,471 |
| 7294 | CLARK CLINIC-BRAGG | 2018 | | | | | | 3,791 | 1,298 | 1,906 | 13,614 | 20,609 |

¹ Source: Eligibles = M2 DEERS Person Detail; Enrollees = M2 TRICARE Relationship Detail. Eligibles based on PRISM Area ID. Enrollees based on Enrollment Site and ACV Group = Prime or Plus.

² Includes FM of Retired, Survivors, Other, Unknown, Inactive Guard/Reserve, FM of Inactive Guard/Reserve

AMC Womack – Eligibles¹ for Catchment Area by Ben Cat Common and Age Group

| Eligibles | | | | | | | Eligibles | | | | | | |
|-------------------|---------|---------------|---------------|---------------|---------------|---------------|--------------------|---------|---------------|---------------|---------------|---------------|---------------|
| Ben Cat | Age Grp | 2014 | 2015 | 2016 | 2017 | 2018 | Ben Cat | Age Grp | 2014 | 2015 | 2016 | 2017 | 2018 |
| ADFM | 0-4 | 17,970 | 17,161 | 16,840 | 16,327 | 16,168 | RET | 0-4 | | | | | |
| ADFM | 5-14 | 23,027 | 22,000 | 21,289 | 20,787 | 20,609 | RET | 5-14 | | | | | |
| ADFM | 15-17 | 4,214 | 4,014 | 3,823 | 3,603 | 3,316 | RET | 15-17 | | | | | |
| ADFM | 18-24 | 8,841 | 8,296 | 7,929 | 7,447 | 7,100 | RET | 18-24 | 64 | 67 | 71 | 57 | 65 |
| ADFM | 25-34 | 13,180 | 12,778 | 12,683 | 12,380 | 12,259 | RET | 25-34 | 540 | 640 | 703 | 804 | 914 |
| ADFM | 35-44 | 6,743 | 6,515 | 6,344 | 6,337 | 6,336 | RET | 35-44 | 1,964 | 2,096 | 2,154 | 2,231 | 2,358 |
| ADFM | 45-64 | 2,281 | 2,216 | 2,192 | 2,128 | 2,017 | RET | 45-64 | 15,740 | 15,797 | 15,933 | 16,084 | 15,885 |
| ADFM | 65+ | 154 | 155 | 139 | 156 | 148 | RET | 65+ | 8,612 | 8,934 | 9,241 | 9,535 | 9,855 |
| ADFM | UNK | | | 0 | | 0 | RET | UNK | | | | | |
| ADFM Total | | 76,411 | 73,136 | 71,239 | 69,165 | 67,954 | RET Total | | 26,919 | 27,534 | 28,103 | 28,712 | 29,078 |
| AD | 0-4 | | | | | | OTHER | 0-4 | 1,320 | 1,477 | 1,525 | 1,661 | 1,850 |
| AD | 5-14 | | | | | | OTHER | 5-14 | 5,975 | 6,286 | 6,585 | 6,986 | 7,426 |
| AD | 15-17 | 6 | 7 | 5 | 7 | 7 | OTHER | 15-17 | 3,314 | 3,391 | 3,451 | 3,475 | 3,604 |
| AD | 18-24 | 15,491 | 14,772 | 14,679 | 15,055 | 15,491 | OTHER | 18-24 | 5,970 | 5,883 | 5,818 | 5,753 | 5,869 |
| AD | 25-34 | 23,519 | 22,381 | 22,166 | 21,606 | 21,362 | OTHER | 25-34 | 2,404 | 2,085 | 2,148 | 2,044 | 2,180 |
| AD | 35-44 | 10,614 | 10,142 | 9,998 | 9,854 | 9,723 | OTHER | 35-44 | 3,276 | 3,259 | 3,267 | 3,247 | 3,401 |
| AD | 45-64 | 2,604 | 2,643 | 2,714 | 2,731 | 2,438 | OTHER | 45-64 | 13,751 | 13,772 | 13,838 | 13,899 | 14,239 |
| AD | 65+ | 3 | 1 | 0 | 1 | 2 | OTHER | 65+ | 10,015 | 10,264 | 10,473 | 10,726 | 11,035 |
| AD | UNK | | | | | | OTHER | UNK | | | | | |
| AD Total | | 52,237 | 49,946 | 49,563 | 49,252 | 49,023 | OTHER Total | | 46,025 | 46,417 | 47,105 | 47,790 | 49,603 |

¹ Source: M2 DEERS Person Detail

AMC Womack – Eligibles¹ for Catchment Area

Gender by Age Group

| Gender | FY | 0-4 | 5-14 | 15-17 | 18-24 | 25-34 | 35-44 | 45-64 | 65+ | Total |
|--------|------|--------|--------|-------|--------|--------|--------|--------|--------|---------|
| Female | 2014 | 9,520 | 14,182 | 3,703 | 12,121 | 16,912 | 10,651 | 17,266 | 10,208 | 94,564 |
| | 2015 | 9,161 | 13,814 | 3,678 | 11,507 | 16,460 | 10,483 | 17,274 | 10,483 | 92,860 |
| | 2016 | 9,018 | 13,608 | 3,610 | 11,210 | 16,479 | 10,335 | 17,391 | 10,717 | 92,367 |
| | 2017 | 8,701 | 13,631 | 3,479 | 10,981 | 16,201 | 10,372 | 17,449 | 11,037 | 91,849 |
| | 2018 | 8,704 | 13,740 | 3,400 | 10,954 | 16,190 | 10,431 | 17,360 | 11,361 | 92,140 |
| Male | 2014 | 9,769 | 14,819 | 3,832 | 18,245 | 22,731 | 11,946 | 17,110 | 8,575 | 107,027 |
| | 2015 | 9,477 | 14,473 | 3,734 | 17,510 | 21,424 | 11,527 | 17,154 | 8,872 | 104,171 |
| | 2016 | 9,347 | 14,267 | 3,669 | 17,287 | 21,221 | 11,426 | 17,286 | 9,138 | 103,641 |
| | 2017 | 9,288 | 14,142 | 3,606 | 17,331 | 20,633 | 11,295 | 17,393 | 9,380 | 103,069 |
| | 2018 | 9,314 | 14,295 | 3,527 | 17,571 | 20,526 | 11,386 | 17,220 | 9,680 | 103,517 |
| Total | 2014 | 19,290 | 29,002 | 7,534 | 30,365 | 39,643 | 22,598 | 34,376 | 18,783 | 201,592 |
| | 2015 | 18,639 | 28,286 | 7,412 | 29,017 | 37,885 | 22,012 | 34,427 | 19,354 | 197,032 |
| | 2016 | 18,365 | 27,874 | 7,279 | 28,497 | 37,700 | 21,762 | 34,677 | 19,855 | 196,009 |
| | 2017 | 17,988 | 27,773 | 7,085 | 28,312 | 36,834 | 21,668 | 34,842 | 20,418 | 194,919 |
| | 2018 | 18,019 | 28,035 | 6,927 | 28,525 | 36,715 | 21,818 | 34,580 | 21,040 | 195,658 |

Gender by Ben Cat Common

| Gender | FY | ADFM | RET | OTHER | AD | Total |
|--------|------|--------|--------|--------|--------|---------|
| Female | 2014 | 50,465 | 2,254 | 35,369 | 6,476 | 94,564 |
| | 2015 | 48,350 | 2,420 | 36,016 | 6,074 | 92,860 |
| | 2016 | 47,136 | 2,572 | 36,578 | 6,081 | 92,367 |
| | 2017 | 45,712 | 2,751 | 37,139 | 6,247 | 91,849 |
| | 2018 | 44,893 | 2,763 | 38,227 | 6,257 | 92,140 |
| Male | 2014 | 25,946 | 24,664 | 10,656 | 45,760 | 107,027 |
| | 2015 | 24,785 | 25,112 | 10,401 | 43,872 | 104,171 |
| | 2016 | 24,102 | 25,530 | 10,527 | 43,482 | 103,641 |
| | 2017 | 23,452 | 25,960 | 10,652 | 43,005 | 103,069 |
| | 2018 | 23,061 | 26,314 | 11,376 | 42,766 | 103,517 |
| Total | 2014 | 76,411 | 26,919 | 46,025 | 52,237 | 201,592 |
| | 2015 | 73,136 | 27,534 | 46,417 | 49,946 | 197,032 |
| | 2016 | 71,239 | 28,103 | 47,105 | 49,563 | 196,009 |
| | 2017 | 69,165 | 28,712 | 47,790 | 49,252 | 194,919 |
| | 2018 | 67,954 | 29,078 | 49,603 | 49,023 | 195,658 |

¹ Source: M2 DEERS Person Detail

Update History

- ❑ Version 1: New portfolio template. Direct Care costs for FY13 are based on FY13 MEPRS expenses; FY14 is based on FY13 MEPRS with inflation factors applied. April 2015.
- ❑ Version 2: Updated FY14 data; added FY15 data; added Pharmacy, Radiology, and Laboratory data; added additional views of eligible and enrollment data; added Ambulatory Surgery Top 20 Procedures. FY14 Direct Care Costs are based on FY14 MEPRS expenses; FY15 Direct Care Costs are based on FY14 MEPRS with inflation factors applied. February 2016.
- ❑ Version 3: Updated FY15 data; added FY16 data; added Appointment Data. FY15 Direct Care Costs are based on FY15 MEPRS expenses; FY16 Direct Care Costs are based on FY15 MEPRS with inflation factors applied. February 2017.
- ❑ Version 4: Updated FY16 data; added FY17 data. FY16 Direct Care Costs are based on FY16 MEPRS expenses; FY17 Direct Care Costs are based on FY16 MEPRS with inflation factors applied. February 2018.
- ❑ Version 5: Updated FY17 data; added FY18 data. FY17 Direct Care Costs are based on FY17 MEPRS expenses; FY18 Direct Care Costs are based on FY17 MEPRS with inflation factors applied. Added information on Purchased Care Non-acute institutional workload and costs. February 2019.