

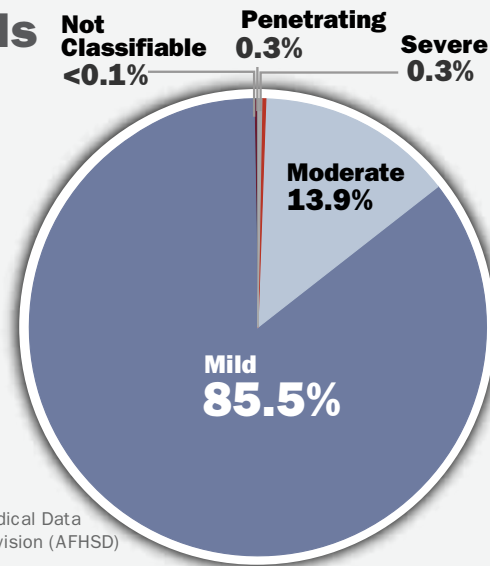


# DOD Numbers for Traumatic Brain Injury Worldwide — Totals

## 2022 Q1–Q3

Penetrating	47
Severe	45
Moderate	1,964
Mild	12,103
Not Classifiable	1

**Total - All Severities 14,160**



Source: Defense Medical Surveillance System (DMSS), Theater Medical Data Store (TMDS) provided by the Armed Forces Health Surveillance Division (AFHSD)  
Prepared by the Traumatic Brain Injury Center of Excellence (TBICoE)

\*Percent may not add to 100% due to rounding

2022 Q1–Q3, as of November 17, 2022

### Definitions and Revisions

Effective March 2020, the Armed Forces Health Surveillance Division (AFHSD) resumed the distribution of data from the Defense Medical Surveillance System (DMSS) used in this report. The current report reflects up-to-date data from the AFHSD since 2000.

From 2018 (Q2) through 2019 (Q3), AFHSD temporarily halted the distribution of the data used in this report and the Traumatic Brain Injury Center of Excellence (TBICoE) used the MHS Data Repository to ensure this report was completed on a timely basis. While TBICoE used a different data source, the approach was consistent with the historical methodology.

Effective October 2015, the International Classification of Diseases was updated. With the improved information, more moderate traumatic brain injuries can be counted. Previously, some cases were categorized as “unclassifiable” severity due to more limited surveillance information. Also in 2015, the Assistant Secretary of Defense clarified the TBI case definition. A subsequent review found that some of the remaining “unclassifiable” cases were likely moderate TBI. This change also will contribute to higher counts of moderate TBI surveillance cases.

Worldwide numbers represent medical diagnoses of TBI that occurred anywhere U.S. forces are located including the continental United States since 2000.

**Concussion/Mild TBI is characterized by the following:** Confused or disoriented state which lasts less than 24 hours; or loss of consciousness for up to 30 minutes; or memory loss lasting less than 24 hours. Excludes penetrating TBI. A CT scan is not indicated for most patients with a Mild TBI. If obtained, it is normal.

**Moderate TBI is characterized by the following:** Confused or disoriented state which lasts more than 24 hours; or loss of consciousness for more than 30 minutes, but less than 24 hours; or memory loss lasting greater than 24 hours but less than seven days; or meets criteria for Mild TBI except an abnormal CT scan is present. Excludes penetrating TBI. A structural brain imaging study may be normal or abnormal.

**Severe TBI is characterized by the following:** Confused or disoriented state which lasts more than 24 hours; or loss of consciousness for more than 24 hours; or memory loss for more than seven days. Excludes penetrating TBI. A structural brain imaging study may be normal but usually is abnormal.

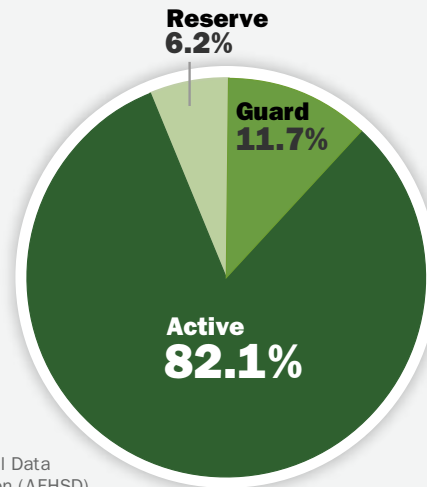
**Penetrating TBI, or open head injury, is characterized by the following:** A head injury in which the scalp, skull and dura mater (the outer layer of the meninges) are penetrated. Penetrating injuries can be caused by high-velocity projectiles or objects of lower velocity such as knives, or home fragments from a skull fracture that are driven into the brain.



## DOD Numbers for Traumatic Brain Injury Worldwide — Army

2022 Q1–Q3

Active	6,406
Guard	916
Reserve	482
<b>Total - Army</b>	<b>7,804</b>



Source: Defense Medical Surveillance System (DMSS), Theater Medical Data Store (TMDS) provided by the Armed Forces Health Surveillance Division (AFHSD)  
Prepared by the Traumatic Brain Injury Center of Excellence (TBICoE)

\*Percent may not add to 100% due to rounding

2022 Q1–Q3, as of November 17, 2022

Service	Component	Severity	Diagnosed
Army	Active	Penetrating	16
		Severe	13
		Moderate	812
		Mild	5,565
		Not Classifiable	-
	Guard	Penetrating	5
		Severe	6
		Moderate	153
		Mild	752
		Not Classifiable	-
	Reserve	Penetrating	1
		Severe	1
		Moderate	83
		Mild	397
		Not Classifiable	-

2022 Q1–Q3, as of November 17, 2022

Source: Defense Medical Surveillance System (DMSS), Theater Medical Data Store (TMDS) provided by the Armed Forces Health Surveillance Division (AFHSD).

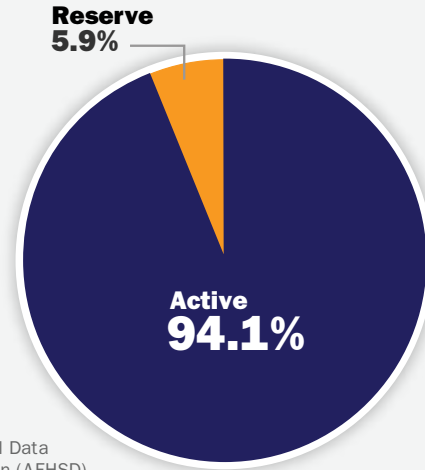
Prepared by the Traumatic Brain Injury Center of Excellence (TBICoE)



## DOD Numbers for Traumatic Brain Injury Worldwide — Navy

2022 Q1–Q3

Active	2,178
Reserve	136
<b>Total - Navy</b>	<b>2,314</b>



Source: Defense Medical Surveillance System (DMSS), Theater Medical Data Store (TMDS) provided by the Armed Forces Health Surveillance Division (AFHSD)

Prepared by the Traumatic Brain Injury Center of Excellence (TBI CoE)

\*Percent may not add to 100% due to rounding

2022 Q1–Q3, as of November 17, 2022

Service	Component	Severity	Diagnosed
Navy	Active	Penetrating	7
		Severe	9
		Moderate	305
		Mild	1,856
		Not Classifiable	1
	Reserve	Penetrating	2
		Severe	2
		Moderate	24
		Mild	108
		Not Classifiable	-

2022 Q1–Q3, as of November 17, 2022

Source: Defense Medical Surveillance System (DMSS), Theater Medical Data Store (TMDS) provided by the Armed Forces Health Surveillance Division (AFHSD).

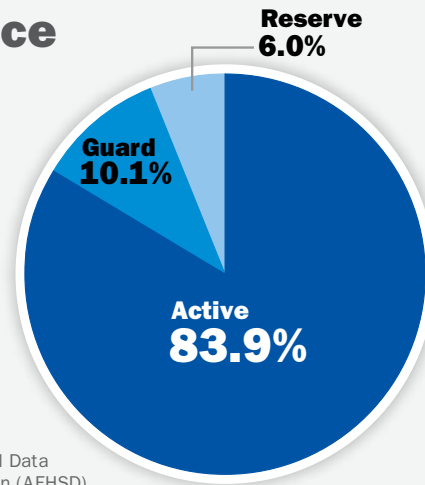
Prepared by the Traumatic Brain Injury Center of Excellence (TBI CoE)



## DOD Numbers for Traumatic Brain Injury Worldwide — Air Force

2022 Q1–Q3

Active	1,791
Guard	216
Reserve	128
<b>Total - Air Force</b>	<b>2,135</b>



Source: Defense Medical Surveillance System (DMSS), Theater Medical Data Store (TMDS) provided by the Armed Forces Health Surveillance Division (AFHSD)

Prepared by the Traumatic Brain Injury Center of Excellence (TBI CoE)

\*Percent may not add to 100% due to rounding

2022 Q1–Q3, as of November 17, 2022

Service	Component	Severity	Diagnosed
Air Force	Active	Penetrating	9
		Severe	5
		Moderate	245
		Mild	1,532
		Not Classifiable	-
	Guard	Penetrating	-
		Severe	-
		Moderate	34
		Mild	182
		Not Classifiable	-
	Reserve	Penetrating	-
		Severe	1
		Moderate	26
		Mild	101
		Not Classifiable	-

2022 Q1–Q3, as of November 17, 2022

Source: Defense Medical Surveillance System (DMSS), Theater Medical Data Store (TMDS) provided by the Armed Forces Health Surveillance Division (AFHSD).

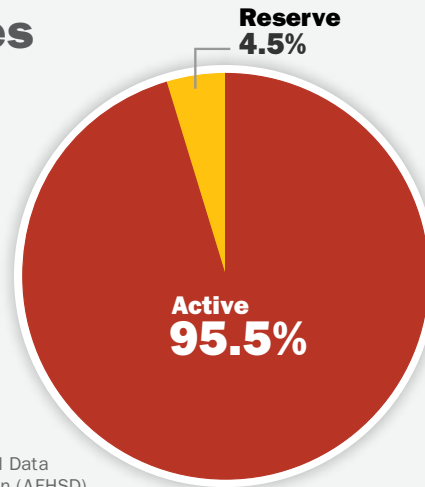
Prepared by the Traumatic Brain Injury Center of Excellence (TBI CoE)



## DOD Numbers for Traumatic Brain Injury Worldwide — Marines

2022 Q1–Q3

Active	1,822
Reserve	85
<b>Total - Marines</b>	<b>1,907</b>



Source: Defense Medical Surveillance System (DMSS), Theater Medical Data Store (TMDS) provided by the Armed Forces Health Surveillance Division (AFHSD)

Prepared by the Traumatic Brain Injury Center of Excellence (TBICoE)

\*Percent may not add to 100% due to rounding

2022 Q1–Q3, as of November 17, 2022

Service	Component	Severity	Diagnosed
Marines	Active	Penetrating	7
		Severe	8
		Moderate	269
		Mild	1,538
		Not Classifiable	-
	Reserve	Penetrating	-
		Severe	-
		Moderate	13
		Mild	72
		Not Classifiable	-

2022 Q1–Q3, as of November 17, 2022

Source: Defense Medical Surveillance System (DMSS), Theater Medical Data Store (TMDS) provided by the Armed Forces Health Surveillance Division (AFHSD).

Prepared by the Traumatic Brain Injury Center of Excellence (TBICoE)