

Contract No.: 282-98-0021
MPR Reference No.: 8860-500

2002 Health Care Survey of DoD Beneficiaries:

Adult Codebook and User's Guide

Final

Submitted to:

TRICARE Management Activity
5111 Leesburg Pike, Suite 810
Falls Church, VA 22041
(703) 681-4263

Task Order Officer:

Lt. Col. Michael Hartzell, DVM MPH

Submitted by:

Mathematica Policy Research, Inc.
600 Maryland Ave., SW, Suite 550
Washington, DC 20024-2512
(202) 484-9220

Project Director:

Eric Schone, Ph. D.

PAGE IS INTENTIONALLY LEFT BLANK TO ALLOW FOR DOUBLE-SIDED COPYING

Contents

Lists		Page
	Table of Variables.....	v
	Alphabetical Table of Variables	xix
Chapters		
1	Introduction	1
2	Description of the Adult HCSDB Database.....	7
3	Programming Guide.....	11
	- How to Make a Table Using SAS.....	11
	- How to Make a Table Using SPSS	35
	- Calculating Variances of Estimates.....	87
4	Codebook	91
	References.....	523
Appendices		
A	Annotated Questionnaires – Quarters I-IV	A-1
B	Crosswalk for 1994-1995, 1996, 1997, 1998, 1999, 2000 and 2002 Adult HCSDB – Quarters I-IV	B-1
C	Data Quality Coding Scheme and Coding Tables – Quarters I-IV	C-1
D	SAS Proc Contents -- Alphabetical 2002 Adult HCSDB – Quarters I-IV.....	D-1
E	SAS Proc Contents -- Positional 2002 Adult HCSDB – Quarters I-IV.....	E-1
F	Response Rate Tables.....	F-1

PAGE IS INTENTIONALLY LEFT BLANK TO ALLOW FOR DOUBLE-SIDED COPYING

Table of Variables

		Page
ANNUAL FREQUENCIES		
SAMPLING VARIABLES		
MPRID	- Unique MPR Identifier	93
SVCSMPL	- Branch of Service Sampling Variable	93
SEXSMPL	- Sex Sampling Variable.....	93
STRATUM	- Sampling STRATUM	93
CACSMPL	- Catchment Area	104
ENBGSMPL	- Enrollment by beneficiary category	106
MPCSMPL	- Military Personnel Category.....	107
NHFF	- Stratum Sample Size	107
SERVAREA	- Service Area	107
DCATCH	- Catchment Area	108
DMIS_ID	- DMIS ID	111
DEERS VARIABLES		
E1	- Eligibility indicator for period = 1	120
E2	- Eligibility indicator for period = 2	120
E3	- Eligibility indicator for period = 3	120
E4	- Eligibility indicator for period = 4	121
E5	- Eligibility indicator for period = 5	121
E6	- Eligibility indicator for period = 6	121
E7	- Eligibility indicator for period = 7	121
E8	- Eligibility indicator for period = 8	121
ONTIME	- Responded Within 8 weeks of Mail-Out	122
SERVAFF	- Service Affiliation	122
MRTLSTAT	- Marital Status.....	122
RACEETHN	- Race/Ethnic Code	123
PNSEXCD	- Person Gender	123
LEGDDSCD	- DDS Code	123
DAGEQY	- Age at time of data collection.....	124
PCM	- Primary Manager Code (Civilian or Military)	124
TSPSITE	- TSP Site (regardless of age)	124
DBENCAT	- Beneficiary Category.....	125
DMEDELG	- Medical Privilege Code	125
DSPONSVC	- Derived Sponsor Branch of Service.....	125
MBRRELCD	- Member Relationship Code.....	126
MEDTYPE	- Medicare Type.....	126
PATCAT	- Aggregated Beneficiary Category	126
PNLCATCD	- Personnel Category Code (Duty Status).....	127
FIELDAGE	- Age at start of fielding period	127
FNSTATUS	- Final Status.....	129
KEYCOUNT	- Number of Key Questions Answered.....	129
QUESTIONNAIRE RESPONSES		
H02001	- Are you the person listed on envelope	129
H02002A	- Health plan(s) covered: TRICARE Prime	130
H02002C	- Health plan(s) covered: TRICARE Ext/Std	130
H02002F	- Health plan(s) covered: MEDICARE	130
H02002G	- Health plan(s) covered: FEHBP	130
H02002H	- Health plan(s) covered: Medicaid.....	130
H02002I	- Health plan(s) covered: Civilian HMO	131
H02002J	- Health plan(s) covered: Other civilian	131
H02002K	- Health plan(s) covered: USFHP	131
H02002L	- Health plan(s) covered: Not sure.....	131

H02002M	- Health plan(s) covered: Veterans.....	131
H02002N	- Health plan(s) covered: TRICARE Plus.....	132
H02002O	- Health plan(s) covered: TRICARE for life.....	132
H02003	- Currently Covered Medicare Part A.....	132
H02004	- Currently Covered Medicare Part B.....	132
H02005	- Currently Covered Medicare Supplemental.....	133
H02006	- Which health plan did you use most in the past 12 months?.....	133
H02007	- Years in a row with health plan.....	134
H02008	- When joined health plan received new personal Doctor.....	134
H02009	- Health plan: problem to get a personal doctor or nurse you are happy with.....	134
H02010	- Have one person you think of as personal doctor.....	135
H02011	- Rating of your personal doctor or nurse.....	135
H02012	- Currently enrolled in TRICARE Prime.....	135
H02013	- TRICARE member: Primary Care Manager(PCM) based in a military or civilian facility.....	136
H02014	- Know your PCM's name.....	136
H02015	- In last year: you or a doctor or nurse think you needed to see a specialist.....	136
H02016	- In last year: how much of a problem to get a referral to see a specialist.....	137
H02017	- In last year: did you see a specialist.....	137
H02018	- Rating of specialist seen in last year.....	137
H02019	- In last year: specialist saw was the same as personal doctor.....	138
H02020	- In last year: called a doctor's office or clinic during regular office hours to get help or advice for yourself.....	138
H02021	- In last year: when you called during regular office hours how often got help or advice you needed.....	138
H02022	- In last year: made any appointment for regular or routine health care.....	139
H02023	- In last year: how often made appointments for regular or routine health care as soon as you wanted.....	139
H02024	- In last year: days between appointment for regular or routine care and actually seeing a provider.....	140
H02025	- In last year: illness/injury needed care right away.....	140
H02026	- In last year: when needed care right away for an illness or injury got care as soon as wanted.....	140
H02027	- In last year: wait between trying to get care and actually seeing a provider for an illness or injury.....	141
H02028	- In last year: went to an emergency room for own care.....	141
H02029	- In last year: went to a doctors office or clinic for yourself (not counting times went to an emergency room).....	142
H02030	- In last year: problem to get necessary care.....	142
H02031	- In last year: problem with delays in healthcare while waiting for approval from health plan.....	142
H02032	- In last year: wait more than 15 minutes past appointment time to see a doctor.....	143
H02033	- In last year: how often office staff at a doctor's office or clinic treat you with courtesy and respect.....	143
H02034	- In last year: how often office staff at a doctor's office or clinic as helpful as expected ...	144
H02035	- In last year: how often doctors or other health providers listen carefully to you.....	144
H02036	- In last year: how often doctors or other health providers explain things in way you could understand.....	145
H02037	- In last year: how often doctors or other health providers show respect for what you had to say.....	145
H02038	- In last year: how often doctors or other health providers spend enough time with you..	146
H02039	- Rating of all healthcare in last year.....	146
H02040	- In last year: prescriptions that were written by a civilian provider but were filled at a military pharmacy.....	147
H02041	- In last year: facility used most for health care.....	147
H02042	- Most important reason to use MTF.....	148
H02043	- In last year: sent in any claims to your health plan.....	148
H02044	- In last year: health plan handled claims in a reasonable time.....	149
H02045	- In last year: how often health plan handled claims correctly.....	149

H02046	- In last year: before went for care know amount to pay.....	150
H02047	- In last year: look for any information in written materials from health plan.....	150
H02048	- In last year: problem to find or understand information in the written materials.....	150
H02049	- In last year: called health plan's customer service to get information or help	151
H02050	- In last year: problem to get the help you needed when called health plan's customer service.....	151
H02051	- Called or written health plan with a complaint or problem.....	151
H02052	- How long for health plan to resolve complaint.....	152
H02053	- Complaint or problem settled to satisfaction.....	152
H02054	- In last year: have any experiences with paperwork for your health plan.....	152
H02055	- In last year: how much problems with paperwork for your health plan.....	153
H02056	- Rating of all experience with health plan.....	153
H02057	- In next year: likely to disenroll in TRICARE Prime.....	154
H02058	- Not sick/pregnant: last medical or physical exam or checkup.....	154
H02059	- Blood pressure: when last reading.....	154
H02060	- Blood pressure: know if blood pressure is too high or not.....	155
H02061	- When did you last have a cholesterol screening.....	155
H02062	- When did you last have a flu shot.....	155
H02063	- Smoked at least 100 cigarettes in life.....	156
H02064	- Smoke everyday some days or not at all.....	156
H02065	- How long since you quit smoking.....	156
H02066	- Last year: number of visits advised to quit smoking.....	157
H02067	- Are you male or female.....	157
H02068	- Last prostate disease exam or blood test.....	157
H02069	- Last have a Pap smear test.....	158
H02070	- Are you under age 40.....	158
H02071	- Last time: breasts checked mammography.....	158
H02072	- Last time: breast exam by professional.....	159
H02073	- Been pregnant in last year or pregnant now.....	159
H02074	- In what trimester is your pregnancy.....	159
H02075	- Trimester first received prenatal care.....	160
H02076	- In general how would you rate your overall health.....	160
H02077	- Are you Spanish/Hispanic/Latino.....	160
SREDA	- Highest grade completed.....	161
SRRACEA	- Race: White.....	161
SRRACEB	- Race: Black or African American.....	161
SRRACEC	- Race: American Indian or Alaska Native.....	161
SRRACED	- Race: Asian.....	162
SRRACEE	- Race: Native Hawaiian/other Pacific Islanders.....	162
SRAGE	- What is your age now?.....	162
S02L01	- Aware TRICARE for Life.....	162
S02L02	- Problem Understanding Health Benefits under TRICARE for Life.....	163
S02L03A	- Additional info - what is covered.....	163
S02L03B	- Additional info - who eligible.....	163
S02L03C	- Additional info - How Doctor gets paid.....	163
S02L03D	- Additional info - How affects VA benefit.....	164
S02L03E	- Additional info - If Private Insurance Should be Dropped.....	164
S02L03F	- Additional info - where to get help/info.....	164
S02L03G	- Additional info - make sure eligible.....	164
S02L03H	- Additional info - which Doctors can see.....	165
S02L03I	- Additional info - do not need info.....	165
S02L04A	- Helpful - TRICARE Counselor.....	165
S02L04B	- Helpful - Phone Number.....	165
S02L04C	- Helpful - Medicare/Social Security.....	166
S02L04D	- Helpful - Primary Doctor.....	166
S02L04E	- Helpful - TRICARE Website.....	166
S02L04F	- Helpful - Direct Mailing.....	167
S02L04G	- Helpful - Military Publication.....	167
S02L04H	- Helpful - Civilian Publication.....	167

S02L04I	- Helpful - Other	168
S02L05	- Source of info rely on most.....	168
S02L06	- Enroll in Medicare B because TRICARE for Life.....	169
S02L07	- Drop Medigap because TRICARE for Life	169
S02L08	- Disenroll civilian HMO because TRICARE for Life.....	170
S02L09	- Where do you plan to get most of your care.....	170
S02L10	- Received medical care from civilian source	170
S02L11	- Provider ask for Payment	171
S02L12	- Bill should been paid by Medicare/TRICARE	171
S02L13A	- Paid/Intend to Pay bill.....	171
S02L13B	- Ignoring Bill	172
S02L13C	- Contacted/intend to contact provider	172
S02L13D	- Contacted/intend to contact TRICARE	172
S02L13E	- Contacted/intend to contact Medicare	172
S02L14	- Billing resolved to satisfaction.....	173
S02L15	- Change type pharmacy.....	173
S02L16	- Type of pharmacy since April 1, 2001	173
S02L17	- Satisfied with TRICARE for LIFE.....	174
S02S01	- Health during past 4 weeks	174
S02S02	- Health problems limit physical activity	174
S02S03	- Difficulty doing daily work b/c health problem	175
S02S04	- How much bodily pain during Past 4 weeks	175
S02S05	- Energy during Past 4 weeks.....	175
S02S06	- Physical/Emotional health limit social.....	176
S02S07	- Bothered by emotional problems	176
S02S08	- Personal/emotional problems keep from work.....	176
S02S09	- Rate health compared to one year ago.....	177
S02C01	- General Doctor, specialist, physician assistant, or nurse.....	177
S02C02	- Months/years been going to personal Doctor	177
S02C03	- Physical or mental condition that interferes with your work.....	178
S02C04	- Doctor undrstnds how your health problems affect your daily life	178
S02C05	- In last year: # of times you went to a specialist.....	178
S02C06	- In last year were any decisions made about your health care	179
S02C07	- In last year: involved as much as you wanted with your health care decisions	179
S02C08	- In last year: how much of a problem to agree on best care.....	179
S02C09	- In last year: did you need special medical equipment.....	180
S02C10	- In last year: How much of a problem was it to get special medical equipment.....	180
S02C11	- In last year: did you need special therapy	180
S02C12	- In last year: how much of a problem was it to get special therapy	180
S02C13	- In last year: did you need home health care or assistance	181
S02C14	- In last year: how much of a problem to get care or assistance needed.....	181
S02C15	- Need help with personal care needs.....	181
S02C16	- Need help with routine needs	181
S02C17	- Physical or mental condition that interferes with independence	182
S02C18	- Rating of equipment, services, or help provision.....	182
S02C19	- In last year: patient overnight or longr	182
S02C20	- Have a Physical or mental condition that has lasted 3 months	183
S02C21	- In last year: seen Doctor more than twice.....	183
S02C22	- Taking prescription medications for at least 3 months.....	183
S02E01	- Received eyewear from military treatment facility	183
S02E02	- Received eyewear as soon as wanted	184
S02E03	- Problem getting appealing eyeglass frames.....	184
S02E04	- Problem getting correct eyewear prescription	184
S02E05	- Problem getting eyeglass frames that fit.....	185
S02E06	- Do you wear Frame of Choice Eyewear	185
S02E07	- Is Frame of Choice your preferred military eyewear	185
S02E08	- Factors in decision to use military-issue eyewear	186
S02E09	- Would your recommend military-issue eyeglasses.....	186
S02D01	- Last 12 months: care from dentist's office or dental clinic.....	186

S02D02	- Last 12 months: number of times to dentist's office or clinic for self	187
S02D03	- Last 12 months: rating of dental care	187
S02M01	- Last 12 months: treatment or counseling for personal or family problem	188
S02M02	- Last 12 months: problem to get treatment or counseling needed	188
S02M03	- Last 12 months: rating of treatment or counseling	188
S02P01	- Last 12 months: new or refill prescription	189
S02P02	- Last 12 months: problem to get prescription medicine	189
S02P03	- Last 12 months: how often get prescription medicine needed	189
S02X01	- Rating of overall mental or emotional health	190
S02X02	- Rating of life overall	190
S02T01	- Knowledge on medical services covered by TFL	191
S02T02	- Knowledge on cost of medical services	191
S02T03	- Knowledge on supplemental or Medigap coverage	192
S02T04	- Knowledge on getting medical services at a MTF	192
S02T05	- Knowledge on choosing a health care provider	193
S02T06	- Last 12 months:amnt of healthcare gotten from a MTF	193
S02T07	- Last 12 months:no. of visits to a doctor at a MTF	194
S02T08	- Last 12 months:num nights as a patient at a MTF	194
S02T09A	- Last 12 months:Emrgncy care from emergency room at a MTF	194
S02T09B	- Last 12 months:Urgent care from other room at a MTF	195
S02T09C	- Last 12 months:Preventive care, eg prostate exam at MTF	195
S02T09D	- Last 12 months:Routine care, eg physical at MTF	195
S02T09E	- Last 12 months:Overnight hospital care at MTF	195
S02T09F	- Last 12 months:Labs and x-rays at MTF	196
S02T09G	- Last 12 months:Outpatnt Surgery/Diagnostic procedure at MTF	196
S02T09H	- Last 12 months:Care from a specialist at MTF	196
S02T10	- Last 12 months:Where most prscrpts are filled	197
S02T11	- Last 12 months:Quantity of Health Care from MTF	197
S02T12	- Last 12 months:Problem getting Health Care from MTF	198
NRC SURVEY FIELDING VARIABLES		
FLAG_FIN	- Final Disposition	198
DUPFLAG	- Multiple Response Indicator	198
CODING SCHEME FLAGS AND COUNTS		
N1	- Coding Scheme Note 1	198
N2	- Coding Scheme Note 2	199
N3	- Coding Scheme Note 3	199
N4	- Coding Scheme Note 4	199
N5	- Coding Scheme Note 5	200
N6	- Coding Scheme Note 6	200
N7	- Coding Scheme Note 7	200
N8	- Coding Scheme Note 8	201
N9	- Coding Scheme Note 9	201
N10	- Coding Scheme Note 10	201
N11	- Coding Scheme Note 11	202
N12	- Coding Scheme Note 12	202
N13	- Coding Scheme Note 13	202
N14	- Coding Scheme Note 14	203
N15	- Coding Scheme Note 15	203
N16	- Coding Scheme Note 16	203
N17	- Coding Scheme Note 17	204
N18	- Coding Scheme Note 18	204
N19	- Coding Scheme Note 19	204
N20	- Coding Scheme Note 20	205
N21	- Coding Scheme Note 21	205
N22	- Coding Scheme Note 22	205
N24	- Coding Scheme Note 24	206
N25A	- Coding Scheme Note 25A	207
N25B	- Coding Scheme Note 25B	207
N25C	- Coding Scheme Note 25C	207

N26	- Coding Scheme Note 26	208
N27	- Coding Scheme Note 27	208
N28	- Coding Scheme Note 28	208
N29	- Coding Scheme Note 29	209
N30	- Coding Scheme Note 30	209
N31	- Coding Scheme Note 31	209
N32	- Coding Scheme Note 32	209
N33	- Coding Scheme Note 33	210
N34	- Coding Scheme Note 34	210
N35	- Coding Scheme Note 35	210
MISS_1	- Count of: Violates Skip Pattern.....	210
MISS_4	- Count of: Incomplete grid error.....	211
MISS_5	- Count of: Scalable response of Don't know.....	211
MISS_6	- Count of: Not applicable - valid skip	212
MISS_7	- Count of: Out-of-range error	212
MISS_8	- Count of: Multiple response error	213
MISS_9	- Count of: No response - invalid skip	214
MISS_TOT	- Total number of missing responses.....	215
QUARTER	- Survey Quarter	216
CONSTRUCTED VARIABLES		
XENRLLMT	- Enrollment in TRICARE Prime	216
XENR_PCM	- Enrollment by PCM type	216
XINS_COV	- Insurance Coverage.....	217
XQENROLL	- Enrollment according to questionnaire response	217
XREGION	- Region.....	218
CONUS	- CONUS/OCONUS Indicator.....	218
OUTCATCH	- Out of Catchment Area Indicator.....	218
XSEXA	- Male or Female (Recode).....	219
XBNFGRP	- Constructed Beneficiary Group	219
KDISENRL	- Intention to disenroll	219
KMILOFFC	- Office wait of more than 15 min at Military facility.....	219
KCIVOFFC	- Office wait of more than 15 min at Civilian facility	220
KBGPRB1	- Big problem getting referrals to specialist	220
KBGPRB2	- Big problem getting necessary care.....	220
KMILOPQY	- Outpatient visits to Military facility	220
KCIVOPQY	- Outpatient visits to Civilian facility	221
KCIVINS	- Beneficiary covered by civilian insurance.....	221
KPRSCPTN	- 7 or more civilian prescriptions filled by military pharmacy	221
KBRSTCR	- Women age 40 and over ever had mammogram and breast exam.....	221
HP_PRNTL	- Pregnant in last year received care in 1st trimester	222
HP_MAMOG	- Women age 40 and over mammography in past 2 years	222
HP_MAM50	- Women age 50 and over mammography in past 2 years	222
HP_PAP	- All women Pap smear in last 3 years	222
HP_BP	- Blood pressure check in last 2 years know results.....	223
HP_FLU	- Age 65 and older flu shot in last 12 months.....	223
HP_PROS	- Men age 50 or over prostate exam in last 12 months.....	223
HP_GP	- General physical exam in last 12 months	223
HP_BRST	- Women age 40 and over breast exam in last 12 months	224
HP_CHOL	- Cholesterol screening in last 5 years	224
HP_SMOKE	- Advised to quit smoking in last 12 months.....	224
SF8PF	- SF8 Variable - Physical Functioning	224
SF8RP	- SF8 Variable - Role Physical	225
SF8BP	- SF8 Variable - Bodily Pain	225
SF8GH	- SF8 Variable - General Health	225
SF8VT	- SF8 Variable - Vitality.....	226
SF8SF	- SF8 Variable - Social Functioning	226
SF8RE	- SF8 Variable - Role Emotional	226
SF8MH	- SF8 Variable - Mental Health.....	227
PCS_8	- Physical Health Summary.....	227

MCS_8	- Mental Health Summary	227
KMID_H	- Below Median Physical Health	227
KMID_MH	- Below Median Mental Health	228
BWT	- Basic Sampling Weight.....	228
ADJ_CELL	- Adjusted STRATUM cell.....	228
WEIGHTS		
WRWT	- Final Weight	235
CWRWT	- Combined Annual Final Weight.....	236
QUARTERLY FREQUENCIES		
SAMPLING VARIABLES		
MPRID	- Unique MPR Identifier	237
SVCSMPL	- Branch of Service Sampling Variable	237
SEXSMPL	- Sex Sampling Variable.....	238
STRATUM	- Sampling STRATUM	238
CACSMPL	- Catchment Area	255
ENBGSMPL	- Enrollment by beneficiary category	260
MPCSMPL	- Military Personnel Category.....	261
NHFF	- Stratum Sample Size	261
SERVAREA	- Service Area	262
DCATCH	- Catchment Area	263
DMIS_ID	- DMIS ID	268
DEERS VARIABLES		
E1	- Eligibility indicator for period = 1	283
E2	- Eligibility indicator for period = 2	283
E3	- Eligibility indicator for period = 3	284
E4	- Eligibility indicator for period = 4	284
E5	- Eligibility indicator for period = 5	285
E6	- Eligibility indicator for period = 6	285
E7	- Eligibility indicator for period = 7	286
E8	- Eligibility indicator for period = 8	286
ONTIME	- Responded Within 8 weeks of Mail-Out	287
SERVAFF	- Service Affiliation	287
MRTLSTAT	- Marital Status.....	288
RACEETHN	- Race/Ethnic Code	289
PNSEXCD	- Person Gender	289
LEGDDSCD	- DDS Code	290
DAGEQY	- Age at time of data collection.....	291
PCM	- Primary Manager Code (Civilian or Military)	291
TSPSITE	- TSP Site (regardless of age)	292
DBENCAT	- Beneficiary Category.....	293
DMEDELG	- Medical Privilege Code	294
DSPONSVC	- Derived Sponsor Branch of Service.....	295
MBRRELCD	- Member Relationship Code.....	296
MEDTYPE	- Medicare Type.....	297
PATCAT	- Aggregated Beneficiary Category	298
PNLCATCD	- Personnel Category Code (Duty Status).....	299
FIELDAGE	- Age at start of fielding period	300
FNSTATUS	- Final Status.....	302
KEYCOUNT	- Number of Key Questions Answered.....	303
QUESTIONNAIRE RESPONSES		
H02001	- Are you the person listed on envelope.....	304
H02002A	- Health plan(s) covered: TRICARE Prime	304
H02002C	- Health plan(s) covered: TRICARE Ext/Std.....	305
H02002F	- Health plan(s) covered: MEDICARE.....	305
H02002G	- Health plan(s) covered: FEHBP	306
H02002H	- Health plan(s) covered: Medicaid.....	306

H02002I	- Health plan(s) covered: Civilian HMO	307
H02002J	- Health plan(s) covered: Other civilian	307
H02002K	- Health plan(s) covered: USFHP	308
H02002L	- Health plan(s) covered: Not sure.....	308
H02002M	- Health plan(s) covered: Veterans.....	309
H02002N	- Health plan(s) covered: TRICARE Plus.....	309
H02002O	- Health plan(s) covered: TRICARE for life	310
H02003	- Currently Covered Medicare Part A	310
H02004	- Currently Covered Medicare Part B	311
H02005	- Currently Covered Medicare Supplemental.....	311
H02006	- Which health plan did you use most in the past 12 months?	312
H02007	- Years in a row with health plan.....	313
H02008	- When joined health plan received new personal Doctor.....	314
H02009	- Health plan: problem to get a personal doctor or nurse you are happy with.....	315
H02010	- Have one person you think of as personal doctor	316
H02011	- Rating of your personal doctor or nurse.....	317
H02012	- Currently enrolled in TRICARE Prime.....	318
H02013	- TRICARE member: Primary Care Manager(PCM) based in a military or civilian facility.....	319
H02014	- Know your PCM's name	320
H02015	- In last year: you or a doctor or nurse think you needed to see a specialist.....	320
H02016	- In last year: how much of a problem to get a referral to see a specialist	321
H02017	- In last year: did you see a specialist.....	321
H02018	- Rating of specialist seen in last year	322
H02019	- In last year: specialist saw was the same as personal doctor	323
H02020	- In last year: called a doctor's office or clinic during regular office hours to get help or advice for yourself	323
H02021	- In last year: when you called during regular office hours how often got help or advice you needed	324
H02022	- In last year: made any appointment for regular or routine health care	324
H02023	- In last year: how often made appointments for regular or routine health care as soon as you wanted.....	325
H02024	- In last year: days between appointment for regular or routine care and actually seeing a provider	326
H02025	- In last year: illness/injury needed care right away.....	327
H02026	- In last year: when needed care right away for an illness or injury got care as soon as wanted.....	327
H02027	- In last year: wait between trying to get care and actually seeing a provider for an illness or injury	328
H02028	- In last year: went to an emergency room for own care	329
H02029	- In last year: went to a doctors office or clinic for yourself (not counting times went to an emergency room).....	330
H02030	- In last year: problem to get necessary care	331
H02031	- In last year: problem with delays in healthcare while waiting for approval from health plan.....	332
H02032	- In last year: wait more than 15 minutes past appointment time to see a doctor.....	333
H02033	- In last year: how often office staff at a doctor's office or clinic treat you with courtesy and respect	334
H02034	- In last year: how often office staff at a doctor's office or clinic as helpful as expected ...	335
H02035	- In last year: how often doctors or other health providers listen carefully to you	336
H02036	- In last year: how often doctors or other health providers explain things in way you could understand.....	337
H02037	- In last year: how often doctors or other health providers show respect for what you had to say.....	338
H02038	- In last year: how often doctors or other health providers spend enough time with you..	339
H02039	- Rating of all healthcare in last year.....	340
H02040	- In last year: prescriptions that were written by a civilian provider but were filled at a military pharmacy	341
H02041	- In last year: facility used most for health care	342

H02042	- Most important reason to use MTF	343
H02043	- In last year: sent in any claims to your health plan	344
H02044	- In last year: health plan handled claims in a reasonable time	345
H02045	- In last year: how often health plan handled claims correctly	346
H02046	- In last year: before went for care know amount to pay.....	347
H02047	- In last year: look for any information in written materials from health plan.....	348
H02048	- In last year: problem to find or understand information in the written materials.....	348
H02049	- In last year: called health plan's customer service to get information or help	349
H02050	- In last year: problem to get the help you needed when called health plan's customer service.....	349
H02051	- Called or written health plan with a complaint or problem.....	350
H02052	- How long for health plan to resolve complaint	351
H02053	- Complaint or problem settled to satisfaction.....	352
H02054	- In last year: have any experiences with paperwork for your health plan	352
H02055	- In last year: how much problems with paperwork for your health plan.....	353
H02056	- Rating of all experience with health plan.....	354
H02057	- In next year: likely to disenroll in TRICARE Prime.....	355
H02058	- Not sick/pregnant: last medical or physical exam or checkup	356
H02059	- Blood pressure: when last reading	357
H02060	- Blood pressure: know if blood pressure is too high or not	357
H02061	- When did you last have a cholesterol screening	358
H02062	- When did you last have a flu shot	359
H02063	- Smoked at least 100 cigarettes in life	359
H02064	- Smoke everyday somedays or not at all	360
H02065	- How long since you quit smoking	361
H02066	- Last year: number of visits advised to quit smoking.....	362
H02067	- Are you male or female.....	363
H02068	- Last prostate disease exam or blood test	364
H02069	- Last have a Pap smear test.....	365
H02070	- Are you under age 40.....	366
H02071	- Last time: breasts checked mammography	367
H02072	- Last time: breast exam by professional	368
H02073	- Been pregnant in last year or pregnant now	369
H02074	- In what trimester is your pregnancy	370
H02075	- Trimester first received prenatal care.....	371
H02076	- In general how would you rate your overall health.....	372
H02077	- Are you Spanish/Hispanic/Latino.....	373
SREDA	- Highest grade completed.....	374
SRRACEA	- Race: White	375
SRRACEB	- Race: Black or African American	375
SRRACEC	- Race: American Indian or Alaska Native	376
SRRACED	- Race: Asian	376
SRRACEE	- Race: Native Hawaiian/other Pacific Islanders	377
SRAGE	- What is your age now?	377
S02L01	- Aware TRICARE for Life.....	378
S02L02	- Problem Understanding Health Benefits under TRICARE for Life.....	379
S02L03A	- Additional info - what is covered.....	379
S02L03B	- Additional info - who eligible.....	380
S02L03C	- Additional info - How Doctor gets paid	380
S02L03D	- Additional info - How affects VA benefit.....	381
S02L03E	- Additional info - If Private Insurance Should be Dropped	381
S02L03F	- Additional info - where to get help/info	382
S02L03G	- Additional info - make sure eligible.....	382
S02L03H	- Additional info - which Doctors can see	383
S02L03I	- Additional info - do not need info	383
S02L04A	- Helpful - TRICARE Counselor.....	384
S02L04B	- Helpful - Phone Number	384
S02L04C	- Helpful - Medicare/Social Security.....	385
S02L04D	- Helpful - Primary Doctor.....	385

S02L04E	- Helpful - TRICARE Website	386
S02L04F	- Helpful - Direct Mailing	386
S02L04G	- Helpful - Military Publication.....	387
S02L04H	- Helpful - Civilian Publication.....	387
S02L04I	- Helpful - Other	388
S02L05	- Source of info rely on most.....	389
S02L06	- Enroll in Medicare B because TRICARE for Life.....	390
S02L07	- Drop Medigap because TRICARE for Life	391
S02L08	- Disenroll civilian HMO because TRICARE for Life.....	392
S02L09	- Where do you plan to get most of your care.....	393
S02L10	- Received medical care from civilian source	393
S02L11	- Provider ask for Payment	394
S02L12	- Bill should be paid by Medicare/TRICARE	395
S02L13A	- Paid/Intend to Pay bill.....	395
S02L13B	- Ignoring Bill	396
S02L13C	- Contacted/intend to contact provider	396
S02L13D	- Contacted/intend to contact TRICARE	397
S02L13E	- Contacted/intend to contact Medicare	397
S02L14	- Billing resolved to satisfaction.....	398
S02L15	- Change type pharmacy.....	399
S02L16	- Type of pharmacy since April 1, 2001	400
S02L17	- Satisfied with TRICARE for LIFE.....	401
S02S01	- Health during past 4 weeks	402
S02S02	- Health problems limit physical activity	403
S02S03	- Difficulty doing daily work b/c health problem	404
S02S04	- How much bodily pain during Past 4 weeks	405
S02S05	- Energy during Past 4 weeks.....	406
S02S06	- Physical/Emotional health limit social.....	407
S02S07	- Bothered by emotional problems	408
S02S08	- Personal/emotional problems keep from work.....	409
S02S09	- Rate health compared to one year ago.....	410
S02C01	- General Doctor,specialist,physician assistant, or nurse.....	411
S02C02	- Months/years been going to personal Doctor	412
S02C03	- Physical or mental condition that interferes with your work.....	413
S02C04	- Doctor undrstnds how your health problems affect your daily life	414
S02C05	- In last year: # of times you went to a specialist.....	415
S02C06	- In last year were any decisions made about your health care	416
S02C07	- In last year: involved as much as you wanted with your health care decisions	417
S02C08	- In last year: how much of a problem to agree on best care.....	418
S02C09	- In last year: did you need special medical equipment.....	418
S02C10	- In last year: How much of a problem was it to get special medical equipment.....	419
S02C11	- In last year: did you need special therapy	419
S02C12	- In last year: how much of a problem was it to get special therapy	420
S02C13	- In last year: did you need home health care or assistance	420
S02C14	- In last year: how much of a problem to get care or assistance needed.....	421
S02C15	- Need help with personal care needs.....	421
S02C16	- Need help with routine needs	422
S02C17	- Physical or mental condition that interferes with independence	422
S02C18	- Rating of equipment, services, or help provision.....	423
S02C19	- In last year: patient overnight or longr	424
S02C20	- Have a Physical or mental condition that has lasted 3 months	424
S02C21	- In last year: seen Doctor more than twice.....	425
S02C22	- Taking prescription medications for at least 3 months.....	426
S02E01	- Received eyewear from military treatment facility	426
S02E02	- Received eyewear as soon as wanted	427
S02E03	- Problem getting appealing eyeglass frames.....	427
S02E04	- Problem getting correct eyewear prescription	428
S02E05	- Problem getting eyeglass frames that fit.....	428
S02E06	- Do you wear Frame of Choice Eyewear	429

S02E07	- Is Frame of Choice your preferred military eyewear	430
S02E08	- Factors in decision to use military-issue eyewear	431
S02E09	- Would you recommend military-issue eyeglasses.....	432
S02D01	- Last 12 months: care from dentist's office or dental clinic.....	432
S02D02	- Last 12 months: number of times to dentist's office or clinic for self	433
S02D03	- Last 12 months: rating of dental care.....	434
S02M01	- Last 12 months: treatment or counseling for personal or family problem	435
S02M02	- Last 12 months: problem to get treatment or counseling needed	435
S02M03	- Last 12 months: rating of treatment or counseling	436
S02P01	- Last 12 months: new or refill prescription	437
S02P02	- Last 12 months: problem to get prescription medicine	437
S02P03	- Last 12 months: how often get prescription medicine needed	438
S02X01	- Rating of overall mental or emotional health	439
S02X02	- Rating of life overall.....	440
S02T01	- Knowledge on medical services covered by TFL.....	441
S02T02	- Knowledge on cost of medical services.....	442
S02T03	- Knowledge on supplemental or Medigap coverage.....	443
S02T04	- Knowledge on getting medical services at a MTF.....	444
S02T05	- Knowledge on choosing a health care provider.....	445
S02T06	- Last 12 months:amnt of healthcare gotten from a MTF.....	446
S02T07	- Last 12 months:no. of visits to a doctor at a MTF	447
S02T08	- Last 12 months:num nights as a patient at a MTF.....	448
S02T09A	- Last 12 months:Emrgncy care from emergency room at a MTF	449
S02T09B	- Last 12 months:Urgent care from other room at a MTF	449
S02T09C	- Last 12 months:Preventive care, eg prostate exam at MTF.....	450
S02T09D	- Last 12 months:Routine care, eg physical at MTF.....	450
S02T09E	- Last 12 months:Overnight hospital care at MTF	451
S02T09F	- Last 12 months:Labs and x-rays at MTF	451
S02T09G	- Last 12 months:Outpatnt Surgery/Diagnostic procedure at MTF	452
S02T09H	- Last 12 months:Care from a specialist at MTF	452
S02T10	- Last 12 months:Where most prscrptns are filled.....	453
S02T11	- Last 12 months:Quantity of Health Care from MTF	454
S02T12	- Last 12 months:Problem getting Health Care from MTF.....	455
NRC SURVEY FIELDING VARIABLES		
FLAG_FIN	- Final Disposition	455
DUPFLAG	- Multiple Response Indicator	456
CODING SCHEME FLAGS AND COUNTS		
N1	- Coding Scheme Note 1	456
N2	- Coding Scheme Note 2	457
N3	- Coding Scheme Note 3	457
N4	- Coding Scheme Note 4	458
N5	- Coding Scheme Note 5	458
N6	- Coding Scheme Note 6	459
N7	- Coding Scheme Note 7	459
N8	- Coding Scheme Note 8	460
N9	- Coding Scheme Note 9	460
N10	- Coding Scheme Note 10	461
N11	- Coding Scheme Note 11	461
N12	- Coding Scheme Note 12	462
N13	- Coding Scheme Note 13	463
N14	- Coding Scheme Note 14	463
N15	- Coding Scheme Note 15	464
N16	- Coding Scheme Note 16	464
N17	- Coding Scheme Note 17	465
N18	- Coding Scheme Note 18	466
N19	- Coding Scheme Note 19	466
N20	- Coding Scheme Note 20	467
N21	- Coding Scheme Note 21	467
N22	- Coding Scheme Note 22	468

N24	- Coding Scheme Note 24	469
N25A	- Coding Scheme Note 25A.....	470
N25B	- Coding Scheme Note 25B.....	471
N25C	- Coding Scheme Note 25C.....	471
N26	- Coding Scheme Note 26	472
N27	- Coding Scheme Note 27	472
N28	- Coding Scheme Note 28	473
N29	- Coding Scheme Note 29	473
N30	- Coding Scheme Note 30	474
N31	- Coding Scheme Note 31	474
N32	- Coding Scheme Note 32	475
N33	- Coding Scheme Note 33	475
N35	- Coding Scheme Note 35	476
MISS_1	- Count of: Violates Skip Pattern.....	477
MISS_4	- Count of: Incomplete grid error.....	477
MISS_5	- Count of: Scalable response of Don't know.....	478
MISS_6	- Count of: Not applicable - valid skip	479
MISS_7	- Count of: Out-of-range error	480
MISS_8	- Count of: Multiple response error	481
MISS_9	- Count of: No response - invalid skip	482
MISS_TOT	- Total number of missing responses.....	483
QUARTER	- Survey Quarter	485
CONSTRUCTED VARIABLES		
XENRLLMT	- Enrollment in TRICARE Prime	485
XENR_PCM	- Enrollment by PCM type	486
XINS_COV	- Insurance Coverage.....	487
XQENROLL	- Enrollment according to questionnaire response	488
XREGION	- Region.....	489
CONUS	- CONUS/OCONUS Indicator.....	490
OUTCATCH	- Out of Catchment Area Indicator.....	490
XSEXA	- Male or Female (Recode).....	491
XBNFGRP	- Constructed Beneficiary Group	491
KDISENRL	- Intention to disenroll	492
KMILOFFC	- Office wait of more than 15 min at Military facility.....	492
KCIVOFFC	- Office wait of more than 15 min at Civilian facility	493
KBGPRB1	- Big problem getting referrals to specialist	493
KBGPRB2	- Big problem getting necessary care.....	494
KMILOPQY	- Outpatient visits to Military facility	494
KCIVOPQY	- Outpatient visits to Civilian facility.....	495
KCIVINS	- Beneficiary covered by civilian insurance.....	495
KPRSCPTN	- 7 or more civilian prescriptions filled by military pharmacy	496
KBRSTCR	- Women age 40 and over ever had mammogram and breast exam.....	496
HP_PRNTL	- Pregnant in last year received care in 1st trimester	497
HP_MAMOG	- Women age 40 and over mammography in past 2 years	497
HP_MAM50	- Women age 50 and over mammography in past 2 years	498
HP_PAP	- All women Pap smear in last 3 years	498
HP_BP	- Blood pressure check in last 2 years know results.....	499
HP_FLU	- Age 65 and older flu shot in last 12 months.....	499
HP_PROS	- Men age 50 or over prostate exam in last 12 months.....	500
HP_GP	- General physical exam in last 12 months	500
HP_BRST	- Women age 40 and over breast exam in last 12 months.....	501
HP_CHOL	- Cholesterol screening in last 5 years	501
HP_SMOKE	- Advised to quit smoking in last 12 months.....	502
HP_SMOKH	- Smoker under HEDIS definition	502
HP_CESS	- Had smoking cessation counseling.....	503
SF8PF	- SF8 Variable- Physical Functioning	503
SF8RP	- SF8 Variable - Role Physical	504
SF8BP	- SF8 Variable - Bodily Pain	504
SF8GH	- SF8 Variable - General Health	505

SF8VT	- SF8 Variable - Vitality.....	505
SF8SF	- SF8 Variable - Social Functioning.....	506
SF8RE	- SF8 Variable - Role Emotional.....	506
SF8MH	- SF8 Variable - Mental Health.....	507
PCS_8	- Physical Health Summary.....	507
MCS_8	- Mental Health Summary.....	508
KMID_H	- Below Median Physical Health.....	508
KMID_MH	- Below Median Mental Health.....	509
BWT	- Basic Sampling Weight.....	509
ADJ_CELL	- Adjusted STRATUM cell.....	510
WEIGHTS		
WRWT	- Final Weight.....	521

PAGE IS INTENTIONALLY LEFT BLANK TO ALLOW FOR DOUBLE-SIDED COPYING

Alphabetical Table of Variables

	Page
ANNUAL FREQUENCIES	
ADJ_CELL	- Adjusted STRATUM cell..... 228
BWT	- Basic Sampling Weight..... 228
CACSMPL	- Catchment Area 104
CONUS	- CONUS/OCONUS Indicator..... 218
CWRWT	- Combined Annual Final Weight..... 236
DAGEQY	- Age at time of data collection..... 124
DBENCAT	- Beneficiary Category..... 125
DCATCH	- Catchment Area 108
DMEDELG	- Medical Privilege Code 125
DMIS_ID	- DMIS ID 111
DSPONSVC	- Derived Sponsor Branch of Service..... 125
DUPFLAG	- Multiple Response Indicator 198
E1	- Eligibility indicator for period = 1 120
E2	- Eligibility indicator for period = 2 120
E3	- Eligibility indicator for period = 3 120
E4	- Eligibility indicator for period = 4 121
E5	- Eligibility indicator for period = 5 121
E6	- Eligibility indicator for period = 6 121
E7	- Eligibility indicator for period = 7 121
E8	- Eligibility indicator for period = 8 121
ENBGSMPL	- Enrollment by beneficiary category 106
FIELDAGE	- Age at start of fielding period 127
FLAG_FIN	- Final Disposition 198
FNSTATUS	- Final Status..... 129
H02001	- Are you the person listed on envelope 129
H02002A	- Health plan(s) covered: TRICARE Prime 130
H02002C	- Health plan(s) covered: TRICARE Ext/Stnd 130
H02002F	- Health plan(s) covered: MEDICARE 130
H02002G	- Health plan(s) covered: FEHBP 130
H02002H	- Health plan(s) covered: Medicaid..... 130
H02002I	- Health plan(s) covered: Civilian HMO 131
H02002J	- Health plan(s) covered: Other civilian 131
H02002K	- Health plan(s) covered: USFHP 131
H02002L	- Health plan(s) covered: Not sure..... 131
H02002M	- Health plan(s) covered: Veterans..... 131
H02002N	- Health plan(s) covered: TRICARE Plus..... 132
H02002O	- Health plan(s) covered: TRICARE for life 132
H02003	- Currently Covered Medicare Part A 132
H02004	- Currently Covered Medicare Part B 132
H02005	- Currently Covered Medicare Supplemental..... 133
H02006	- Which health plan did you use most in the past 12 months? 133
H02007	- Years in a row with health plan..... 134
H02008	- When joined health plan received new personal Doctor..... 134
H02009	- Health plan: problem to get a personal doctor or nurse you are happy with..... 134
H02010	- Have one person you think of as personal doctor 135
H02011	- Rating of your personal doctor or nurse..... 135
H02012	- Currently enrolled in TRICARE Prime..... 135
H02013	- TRICARE member: Primary Care Manager(PCM) based in a military or civilian facility..... 136
H02014	- Know your PCM's name 136
H02015	- In last year: you or a doctor or nurse think you needed to see a specialist..... 136
H02016	- In last year: how much of a problem to get a referral to see a specialist 137

H02017	- In last year: did you see a specialist	137
H02018	- Rating of specialist seen in last year	137
H02019	- In last year: specialist saw was the same as personal doctor	138
H02020	- In last year: called a doctor's office or clinic during regular office hours to get help or advice for yourself	138
H02021	- In last year: when you called during regular office hours how often got help or advice you needed	138
H02022	- In last year: made any appointment for regular or routine health care	139
H02023	- In last year: how often made appointments for regular or routine health care as soon as you wanted.....	139
H02024	- In last year: days between appointment for regular or routine care and actually seeing a provider	140
H02025	- In last year: illness/injury needed care right away.....	140
H02026	- In last year: when needed care right away for an illness or injury got care as soon as wanted.....	140
H02027	- In last year: wait between trying to get care and actually seeing a provider for an illness or injury	141
H02028	- In last year: went to an emergency room for own care	141
H02029	- In last year: went to a doctors office or clinic for yourself (not counting times went to an emergency room).....	142
H02030	- In last year: problem to get necessary care	142
H02031	- In last year: problem with delays in healthcare while waiting for approval from health plan.....	142
H02032	- In last year: wait more than 15 minutes past appointment time to see a doctor.....	143
H02033	- In last year: how often office staff at a doctor's office or clinic treat you with courtesy and respect	143
H02034	- In last year: how often office staff at a doctor's office or clinic as helpful as expected ...	144
H02035	- In last year: how often doctors or other health providers listen carefully to you	144
H02036	- In last year: how often doctors or other health providers explain things in way you could understand.....	145
H02037	- In last year: how often doctors or other health providers show respect for what you had to say.....	145
H02038	- In last year: how often doctors or other health providers spend enough time with you ..	146
H02039	- Rating of all healthcare in last year.....	146
H02040	- In last year: prescriptions that were written by a civilian provider but were filled at a military pharmacy	147
H02041	- In last year: facility used most for health care	147
H02042	- Most important reason to use MTF	148
H02043	- In last year: sent in any claims to your health plan	148
H02044	- In last year: health plan handled claims in a reasonable time	149
H02045	- In last year: how often health plan handled claims correctly.....	149
H02046	- In last year: before went for care know amount to pay.....	150
H02047	- In last year: look for any information in written materials from health plan.....	150
H02048	- In last year: problem to find or understand information in the written materials.....	150
H02049	- In last year: called health plan's customer service to get information or help	151
H02050	- In last year: problem to get the help you needed when called health plan's customer service.....	151
H02051	- Called or written health plan with a complaint or problem.....	151
H02052	- How long for health plan to resolve complaint.....	152
H02053	- Complaint or problem settled to satisfaction.....	152
H02054	- In last year: have any experiences with paperwork for your health plan	152
H02055	- In last year: how much problems with paperwork for your health plan.....	153
H02056	- Rating of all experience with health plan.....	153
H02057	- In next year: likely to disenroll in TRICARE Prime.....	154
H02058	- Not sick/pregnant: last medical or physical exam or checkup	154
H02059	- Blood pressure: when last reading	154
H02060	- Blood pressure: know if blood pressure is too high or not	155
H02061	- When did you last have a cholesterol screening	155
H02062	- When did you last have a flu shot	155

H02063	- Smoked at least 100 cigarettes in life	156
H02064	- Smoke everyday somedays or not at all	156
H02065	- How long since you quit smoking	156
H02066	- Last year: number of visits advised to quit smoking.....	157
H02067	- Are you male or female.....	157
H02068	- Last prostate disease exam or blood test	157
H02069	- Last have a Pap smear test.....	158
H02070	- Are you under age 40.....	158
H02071	- Last time: breasts checked mammography	158
H02072	- Last time: breast exam by professional	159
H02073	- Been pregnant in last year or pregnant now	159
H02074	- In what trimester is your pregnancy	159
H02075	- Trimester first received prenatal care.....	160
H02076	- In general how would you rate your overall health.....	160
H02077	- Are you Spanish/Hispanic/Latino.....	160
HP_BP	- Blood pressure check in last 2 years know results.....	223
HP_BRST	- Women age 40 and over breast exam in last 12 months.....	224
HP_CHOL	- Cholesterol screening in last 5 years	224
HP_FLU	- Age 65 and older flu shot in last 12 months.....	223
HP_GP	- General physical exam in last 12 months	223
HP_MAM50	- Women age 50 and over mammography in past 2 years	222
HP_MAMOG	- Women age 40 and over mammography in past 2 years	222
HP_PAP	- All women Pap smear in last 3 years	222
HP_PRNTL	- Pregnant in last year received care in 1 st trimester.....	222
HP_PROS	- Men age 50 or over prostate exam in last 12 months.....	223
HP_SMOKE	- Advised to quit smoking in last 12 months.....	224
KBGPRB1	- Big problem getting referrals to specialist	220
KBGPRB2	- Big problem getting necessary care	220
KBRSTCR	- Women age 40 and over ever had mammogram and breast exam.....	221
KCIVINS	- Beneficiary covered by civilian insurance.....	221
KCIVOFFC	- Office wait of more than 15 min at Civilian facility	220
KCIVOPQY	- Outpatient visits to Civilian facility	221
KDISENRL	- Intention to disenroll	219
KEYCOUNT	- Number of Key Questions Answered.....	129
KMID_H	- Below Median Physical Health	227
KMID_MH	- Below Median Mental Health.....	228
KMILOFFC	- Office wait of more than 15 min at Military facility.....	219
KMILOPQY	- Outpatient visits to Military facility	220
KPRSCPTN	- 7 or more civilian prescriptions filled by military pharmacy	221
LEGDDSCD	- DDS Code	123
MBRRELCD	- Member Relationship Code.....	126
MCS_8	- Mental Health Summary	227
MEDTYPE	- Medicare Type.....	126
MISS_1	- Count of: Violates Skip Pattern.....	210
MISS_4	- Count of: Incomplete grid error.....	211
MISS_5	- Count of: Scalable response of Don't know.....	211
MISS_6	- Count of: Not applicable – valid skip	212
MISS_7	- Count of: Out-of-range error	212
MISS_8	- Count of: Multiple response error	213
MISS_9	- Count of: No response – invalid skip.....	214
MISS_TOT	- Total number of missing responses.....	215
MPCSMPL	- Military Personnel Category.....	107
MPRID	- Unique MPR Identifier	93
MRTLSTAT	- Marital Status.....	122
N1	- Coding Scheme Note 1	198
N10	- Coding Scheme Note 10	201
N11	- Coding Scheme Note 11	202
N12	- Coding Scheme Note 12	202
N13	- Coding Scheme Note 13	202

N14	- Coding Scheme Note 14	203
N15	- Coding Scheme Note 15	203
N16	- Coding Scheme Note 16	203
N17	- Coding Scheme Note 17	204
N18	- Coding Scheme Note 18	204
N19	- Coding Scheme Note 19	204
N2	- Coding Scheme Note 2	199
N20	- Coding Scheme Note 20	205
N21	- Coding Scheme Note 21	205
N22	- Coding Scheme Note 22	205
N24	- Coding Scheme Note 24	206
N25A	- Coding Scheme Note 25A.....	207
N25B	- Coding Scheme Note 25B.....	207
N25C	- Coding Scheme Note 25C.....	207
N26	- Coding Scheme Note 26	208
N27	- Coding Scheme Note 27	208
N28	- Coding Scheme Note 28	208
N29	- Coding Scheme Note 29	209
N3	- Coding Scheme Note 3	199
N30	- Coding Scheme Note 30	209
N31	- Coding Scheme Note 31	209
N32	- Coding Scheme Note 32	209
N33	- Coding Scheme Note 33	210
N34	- Coding Scheme Note 34	210
N35	- Coding Scheme Note 35	210
N4	- Coding Scheme Note 4	199
N5	- Coding Scheme Note 5	200
N6	- Coding Scheme Note 6	200
N7	- Coding Scheme Note 7	200
N8	- Coding Scheme Note 8	201
N9	- Coding Scheme Note 9	201
NHFF	- Stratum Sample Size	107
ONTIME	- Responded Within 8 weeks of Mail-Out	122
OUTCATCH	- Out of Catchment Area Indicator.....	218
PATCAT	- Aggregated Beneficiary Category	126
PCM	- Primary Manager Code (Civilian or Military)	124
PCS_8	- Physical Health Summary.....	227
PNLCATCD	- Personnel Category Code (Duty Status).....	127
PNSEXCD	- Person Gender	123
QUARTER	- Survey Quarter	216
RACEETHN	- Race/Ethnic Code	123
S02C01	- General Doctor, specialist, physician assistant, or nurse.....	177
S02C02	- Months/years been going to personal Doctor	177
S02C03	- Physical or mental condition that interferes with your work.....	178
S02C04	- Doctor undrstnds how your health problems affect your daily life	178
S02C05	- In last year: # of times you went to a specialist.....	178
S02C06	- In last year were any decisions made about your health care	179
S02C07	- In last year: involved as much as you wanted with your health care decisions	179
S02C08	- In last year: how much of a problem to agree on best care.....	179
S02C09	- In last year: did you need special medical equipment.....	180
S02C10	- In last year: How much of a problem was it to get special medical equipment.....	180
S02C11	- In last year: did you need special therapy	180
S02C12	- In last year: how much of a problem was it to get special therapy	180
S02C13	- In last year: did you need home health care or assistance	181
S02C14	- In last year: how much of a problem to get care or assistance needed.....	181
S02C15	- Need help with personal care needs.....	181
S02C16	- Need help with routine needs	181
S02C17	- Physical or mental condition that interferes with independence	182
S02C18	- Rating of equipment, services, or help provision.....	182

S02C19	- In last year: patient overnight or longr	182
S02C20	- Have a Physical or mental condition that has lasted 3 months	183
S02C21	- In last year: seen Doctor more than twice.....	183
S02C22	- Taking prescription medications for at least 3 months.....	183
S02D01	- Last 12 months: care from dentist's office or dental clinic	186
S02D02	- Last 12 months: number of times to dentist's office or clinic for self	187
S02D03	- Last 12 months: rating of dental care.....	187
S02E01	- Received eyewear from military treatment facility	183
S02E02	- Received eyewear as soon as wanted	184
S02E03	- Problem getting appealing eyeglass frames.....	184
S02E04	- Problem getting correct eyewear prescription	184
S02E05	- Problem getting eyeglass frames that fit.....	185
S02E06	- Do you wear Frame of Choice Eyewear	185
S02E07	- Is Frame of Choice your preferred military eyewear	185
S02E08	- Factors in decision to use military-issue eyewear	186
S02E09	- Would you recommend military-issue eyeglasses.....	186
S02L01	- Aware TRICARE for Life.....	162
S02L02	- Problem Understanding Health Benefits under TRICARE for Life	163
S02L03A	- Additional info – what is covered	163
S02L03B	- Additional info – who eligible.....	163
S02L03C	- Additional info – How Doctor gets paid	163
S02L03D	- Additional info – How affects VA benefit	164
S02L03E	- Additional info – If Private Insurance Should be Dropped.....	164
S02L03F	- Additional info – where to get help/info	164
S02L03G	- Additional info – make sure eligible.....	164
S02L03H	- Additional info – which Doctors can see	165
S02L03I	- Additional info – do not need info	165
S02L04A	- Helpful – TRICARE Counselor.....	165
S02L04B	- Helpful – Phone Number	165
S02L04C	- Helpful – Medicare/Social Security.....	166
S02L04D	- Helpful – Primary Doctor.....	166
S02L04E	- Helpful – TRICARE Website	166
S02L04F	- Helpful – Direct Mailing	167
S02L04G	- Helpful – Military Publication	167
S02L04H	- Helpful – Civilian Publication.....	167
S02L04I	- Helpful – Other	168
S02L05	- Source of info rely on most.....	168
S02L06	- Enroll in Medicare B because TRICARE for Life.....	169
S02L07	- Drop Medigap because TRICARE for Life	169
S02L08	- Disenroll civilian HMO because TRICARE for Life.....	170
S02L09	- Where do you plan to get most of your care.....	170
S02L10	- Received medical care from civilian source	170
S02L11	- Provider ask for Payment	171
S02L12	- Bill should been paid by Medicare/TRICARE	171
S02L13A	- Paid/Intend to Pay bill.....	171
S02L13B	- Ignoring Bill	172
S02L13C	- Contacted/intend to contact provider	172
S02L13D	- Contacted/intend to contact TRICARE	172
S02L13E	- Contacted/intend to contact Medicare	172
S02L14	- Billing resolved to satisfaction.....	173
S02L15	- Change type pharmacy.....	173
S02L16	- Type of pharmacy since April 1, 2001	173
S02L17	- Satisfied with TRICARE for LIFE.....	174
S02M01	- Last 12 months: treatment or counseling for personal or family problem	188
S02M02	- Last 12 months: problem to get treatment or counseling needed	188
S02M03	- Last 12 months: rating of treatment or counseling	188
S02P01	- Last 12 months: new or refill prescription	189
S02P02	- Last 12 months: problem to get prescription medicine	189
S02P03	- Last 12 months: how often get prescription medicine needed	189

S02S01	- Health during past 4 weeks	174
S02S02	- Health problems limit physical activity	174
S02S03	- Difficulty doing daily work b/c health problem	175
S02S04	- How much bodily pain during Past 4 weeks	175
S02S05	- Energy during Past 4 weeks	175
S02S06	- Physical/Emotional health limit social	176
S02S07	- Bothered by emotional problems	176
S02S08	- Personal/emotional problems keep from work	176
S02S09	- Rate health compared to one year ago	177
S02T01	- Knowledge on medical services covered by TFL	191
S02T02	- Knowledge on cost of medical services	191
S02T03	- Knowledge on supplemental or Medigap coverage	192
S02T04	- Knowledge on getting medical services at a MTF	192
S02T05	- Knowledge on choosing a health care provider	193
S02T06	- Last 12 months:amnt of healthcare gotten from a MTF	193
S02T07	- Last 12 months:no. of visits to a doctor at a MTF	194
S02T08	- Last 12 months:num nights as a patient at a MTF	194
S02T09A	- Last 12 months:Emrgncy care from emergency room at a MTF	194
S02T09B	- Last 12 months:Urgent care from other room at a MTF	195
S02T09C	- Last 12 months:Preventive care, eg prostate exam at MTF	195
S02T09D	- Last 12 months:Routine care, eg physical at MTF	195
S02T09E	- Last 12 months:Overnight hospital care at MTF	195
S02T09F	- Last 12 months:Labs and x-rays at MTF	196
S02T09G	- Last 12 months:Outpatnt Surgery/Diagnostic procedure at MTF	196
S02T09H	- Last 12 months:Care from a specialist at MTF	196
S02T10	- Last 12 months:Where most prscrpts are filled	197
S02T11	- Last 12 months:Quantity of Health Care from MTF	197
S02T12	- Last 12 months:Problem getting Health Care from MTF	198
S02X01	- Rating of overall mental or emotional health	190
S02X02	- Rating of life overall	190
SERVAFF	- Service Affiliation	122
SERVAREA	- Service Area	107
SEXSMPL	- Sex Sampling Variable	93
SF8BP	- SF8 Variable – Bodily Pain	225
SF8GH	- SF8 Variable – General Health	225
SF8MH	- SF8 Variable – Mental Health	227
SF8PF	- SF8 Variable – Physical Functioning	224
SF8RE	- SF8 Variable – Role Emotional	226
SF8RP	- SF8 Variable – Role Physical	225
SF8SF	- SF8 Variable – Social Functioning	226
SF8VT	- SF8 Variable – Vitality	226
SRAGE	- What is your age now?	162
SREDA	- Highest grade completed	161
SRRACEA	- Race: White	161
SRRACEB	- Race: Black or African American	161
SRRACEC	- Race: American Indian or Alaska Native	161
SRRACED	- Race: Asian	162
SRRACEE	- Race: Native Hawaiian/other Pacific Islanders	162
STRATUM	- Sampling STRATUM	93
SVCSMPL	- Branch of Service Sampling Variable	93
TSPSITE	- TSP Site (regardless of age)	124
WRWT	- Final Weight	235
XBNFGRP	- Constructed Beneficiary Group	219
XENR_PCM	- Enrollment by PCM type	216
XENRLLMT	- Enrollment in TRICARE Prime	216
XINS_COV	- Insurance Coverage	217
XQENROLL	- Enrollment according to questionnaire response	217
XREGION	- Region	218
XSEXA	- Male or Female (Recode)	219

QUARTERLY FREQUENCIES

ADJ_CELL	- Adjusted STRATUM cell.....	510
BWT	- Basic Sampling Weight.....	509
CACSMPL	- Catchment Area.....	255
CONUS	- CONUS/OCONUS Indicator.....	490
DAGEQY	- Age at time of data collection.....	291
DBENCAT	- Beneficiary Category.....	293
DCATCH	- Catchment Area.....	263
DMEDELG	- Medical Privilege Code.....	294
DMIS_ID	- DMIS ID.....	268
DSPONSVC	- Derived Sponsor Branch of Service.....	295
DUPFLAG	- Multiple Response Indicator.....	456
E1	- Eligibility indicator for period = 1.....	283
E2	- Eligibility indicator for period = 2.....	283
E3	- Eligibility indicator for period = 3.....	284
E4	- Eligibility indicator for period = 4.....	284
E5	- Eligibility indicator for period = 5.....	285
E6	- Eligibility indicator for period = 6.....	285
E7	- Eligibility indicator for period = 7.....	286
E8	- Eligibility indicator for period = 8.....	286
ENBGSMPL	- Enrollment by beneficiary category.....	260
FIELDAGE	- Age at start of fielding period.....	300
FLAG_FIN	- Final Disposition.....	455
FNSTATUS	- Final Status.....	302
H02001	- Are you the person listed on envelope.....	304
H02002A	- Health plan(s) covered: TRICARE Prime.....	304
H02002C	- Health plan(s) covered: TRICARE Ext/Stnd.....	305
H02002F	- Health plan(s) covered: MEDICARE.....	305
H02002G	- Health plan(s) covered: FEHBP.....	306
H02002H	- Health plan(s) covered: Medicaid.....	306
H02002I	- Health plan(s) covered: Civilian HMO.....	307
H02002J	- Health plan(s) covered: Other civilian.....	307
H02002K	- Health plan(s) covered: USFHP.....	308
H02002L	- Health plan(s) covered: Not sure.....	308
H02002M	- Health plan(s) covered: Veterans.....	309
H02002N	- Health plan(s) covered: TRICARE Plus.....	309
H02002O	- Health plan(s) covered: TRICARE for life.....	310
H02003	- Currently Covered Medicare Part A.....	310
H02004	- Currently Covered Medicare Part B.....	311
H02005	- Currently Covered Medicare Supplemental.....	311
H02006	- Which health plan did you use most in the past 12 months?.....	312
H02007	- Years in a row with health plan.....	313
H02008	- When joined health plan received new personal Doctor.....	314
H02009	- Health plan: problem to get a personal doctor or nurse you are happy with.....	315
H02010	- Have one person you think of as personal doctor.....	316
H02011	- Rating of your personal doctor or nurse.....	317
H02012	- Currently enrolled in TRICARE Prime.....	318
H02013	- TRICARE member: Primary Care Manager(PCM) based in a military or civilian facility.....	319
H02014	- Know your PCM's name.....	320
H02015	- In last year: you or a doctor or nurse think you needed to see a specialist.....	320
H02016	- In last year: how much of a problem to get a referral to see a specialist.....	321
H02017	- In last year: did you see a specialist.....	321
H02018	- Rating of specialist seen in last year.....	322
H02019	- In last year: specialist saw was the same as personal doctor.....	323
H02020	- In last year: called a doctor's office or clinic during regular office hours to get help or advice for yourself.....	323

H02021	- In last year: when you called during regular office hours how often got help or advice you needed	324
H02022	- In last year: made any appointment for regular or routine health care	324
H02023	- In last year: how often made appointments for regular or routine health care as soon as you wanted.....	325
H02024	- In last year: days between appointment for regular or routine care and actually seeing a provider	326
H02025	- In last year: illness/injury needed care right away.....	327
H02026	- In last year: when needed care right away for an illness or injury got care as soon as wanted.....	327
H02027	- In last year: wait between trying to get care and actually seeing a provider for an illness or injury	328
H02028	- In last year: went to an emergency room for own care	329
H02029	- In last year: went to a doctors office or clinic for yourself (not counting times went to an emergency room)	330
H02030	- In last year: problem to get necessary care	331
H02031	- In last year: problem with delays in healthcare while waiting for approval from health plan.....	332
H02032	- In last year: wait more than 15 minutes past appointment time to see a doctor.....	333
H02033	- In last year: how often office staff at a doctor's office or clinic treat you with courtesy and respect	334
H02034	- In last year: how often office staff at a doctor's office or clinic as helpful as expected ...	335
H02035	- In last year: how often doctors or other health providers listen carefully to you	336
H02036	- In last year: how often doctors or other health providers explain things in way you could understand.....	337
H02037	- In last year: how often doctors or other health providers show respect for what you had to say.....	338
H02038	- In last year: how often doctors or other health providers spend enough time with you..	339
H02039	- Rating of all healthcare in last year.....	340
H02040	- In last year: prescriptions that were written by a civilian provider but were filled at a military pharmacy	341
H02041	- In last year: facility used most for health care	342
H02042	- Most important reason to use MTF	343
H02043	- In last year: sent in any claims to your health plan	344
H02044	- In last year: health plan handled claims in a reasonable time	345
H02045	- In last year: how often health plan handled claims correctly.....	346
H02046	- In last year: before went for care know amount to pay.....	347
H02047	- In last year: look for any information in written materials from health plan.....	348
H02048	- In last year: problem to find or understand information in the written materials.....	348
H02049	- In last year: called health plan's customer service to get information or help	349
H02050	- In last year: problem to get the help you needed when called health plan's customer service.....	349
H02051	- Called or written health plan with a complaint or problem.....	350
H02052	- How long for health plan to resolve complaint	351
H02053	- Complaint or problem settled to satisfaction.....	352
H02054	- In last year: have any experiences with paperwork for your health plan	352
H02055	- In last year: how much problems with paperwork for your health plan.....	353
H02056	- Rating of all experience with health plan.....	354
H02057	- In next year: likely to disenroll in TRICARE Prime.....	355
H02058	- Not sick/pregnant: last medical or physical exam or checkup	356
H02059	- Blood pressure: when last reading	357
H02060	- Blood pressure: know if blood pressure is too high or not	357
H02061	- When did you last have a cholesterol screening	358
H02062	- When did you last have a flu shot	359
H02063	- Smoked at least 100 cigarettes in life	359
H02064	- Smoke everyday some days or not at all	360
H02065	- How long since you quit smoking	361
H02066	- Last year: number of visits advised to quit smoking.....	362
H02067	- Are you male or female.....	363

H02068	- Last prostate disease exam or blood test	364
H02069	- Last have a Pap smear test.....	365
H02070	- Are you under age 40.....	366
H02071	- Last time: breasts checked mammography	367
H02072	- Last time: breast exam by professional	368
H02073	- Been pregnant in last year or pregnant now	369
H02074	- In what trimester is your pregnancy	370
H02075	- Trimester first received prenatal care.....	371
H02076	- In general how would you rate your overall health.....	372
H02077	- Are you Spanish/Hispanic/Latino.....	373
HP_BP	- Blood pressure check in last 2 years know results.....	499
HP_BRST	- Women age 40 and over breast exam in last 12 months.....	501
HP_CESS	- Had smoking cessation counseling.....	503
HP_CHOL	- Cholesterol screening in last 5 years	501
HP_FLU	- Age 65 and older flu shot in last 12 months.....	499
HP_GP	- General physical exam in last 12 months	500
HP_MAM50	- Women age 50 and over mammography in past 2 years	498
HP_MAMOG	- Women age 40 and over mammography in past 2 years	497
HP_PAP	- All women Pap smear in last 3 years	498
HP_PRNTL	- Pregnant in last year received care in 1st trimester	497
HP_PROS	- Men age 50 or over prostate exam in last 12 months.....	500
HP_SMOKE	- Advised to quit smoking in last 12 months.....	502
HP_SMOKH	- Smoker under HEDIS definition	502
KBGPRB1	- Big problem getting referrals to specialist	493
KBGPRB2	- Big problem getting necessary care.....	494
KBRSTCR	- Women age 40 and over ever had mammogram and breast exam.....	496
KCIVINS	- Beneficiary covered by civilian insurance.....	495
KCIVOFFC	- Office wait of more than 15 min at Civilian facility	493
KCIVOPQY	- Outpatient visits to Civilian facility	495
KDISENRL	- Intention to disenroll	492
KEYCOUNT	- Number of Key Questions Answered.....	303
KMID_H	- Below Median Physical Health	508
KMID_MH	- Below Median Mental Health.....	509
KMILOFFC	- Office wait of more than 15 min at Military facility.....	492
KMILOPQY	- Outpatient visits to Military facility	494
KPRSCPTN	- 7 or more civilian prescriptions filled by military pharmacy	496
LEGDDSCD	- DDS Code	290
MBRRELCD	- Member Relationship Code.....	296
MCS_8	- Mental Health Summary	508
MEDTYPE	- Medicare Type.....	297
MISS_1	- Count of: Violates Skip Pattern.....	477
MISS_4	- Count of: Incomplete grid error.....	477
MISS_5	- Count of: Scalable response of Don't know.....	478
MISS_6	- Count of: Not applicable - valid skip	479
MISS_7	- Count of: Out-of-range error	480
MISS_8	- Count of: Multiple response error	481
MISS_9	- Count of: No response - invalid skip	482
MISS_TOT	- Total number of missing responses.....	483
MPCSMPL	- Military Personnel Category.....	261
MPRID	- Unique MPR Identifier.....	237
MRTLSTAT	- Marital Status.....	288
N1	- Coding Scheme Note 1	456
N10	- Coding Scheme Note 10	461
N11	- Coding Scheme Note 11	461
N12	- Coding Scheme Note 12	462
N13	- Coding Scheme Note 13	463
N14	- Coding Scheme Note 14	463
N15	- Coding Scheme Note 15	464
N16	- Coding Scheme Note 16	464

N17	- Coding Scheme Note 17	465
N18	- Coding Scheme Note 18	466
N19	- Coding Scheme Note 19	466
N2	- Coding Scheme Note 2	457
N20	- Coding Scheme Note 20	467
N21	- Coding Scheme Note 21	467
N22	- Coding Scheme Note 22	468
N24	- Coding Scheme Note 24	469
N25A	- Coding Scheme Note 25A.....	470
N25B	- Coding Scheme Note 25B.....	471
N25C	- Coding Scheme Note 25C.....	471
N26	- Coding Scheme Note 26	472
N27	- Coding Scheme Note 27	472
N28	- Coding Scheme Note 28	473
N29	- Coding Scheme Note 29	473
N3	- Coding Scheme Note 3	457
N30	- Coding Scheme Note 30	474
N31	- Coding Scheme Note 31	474
N32	- Coding Scheme Note 32	475
N33	- Coding Scheme Note 33	475
N35	- Coding Scheme Note 35	476
N4	- Coding Scheme Note 4	458
N5	- Coding Scheme Note 5	458
N6	- Coding Scheme Note 6	459
N7	- Coding Scheme Note 7	459
N8	- Coding Scheme Note 8	460
N9	- Coding Scheme Note 9	460
NHFF	- Stratum Sample Size	261
ONTIME	- Responded Within 8 weeks of Mail-Out	287
OUTCATCH	- Out of Catchment Area Indicator.....	490
PATCAT	- Aggregated Beneficiary Category	298
PCM	- Primary Manager Code (Civilian or Military)	291
PCS_8	- Physical Health Summary.....	507
PNLCATCD	- Personnel Category Code (Duty Status).....	299
PNSEXCD	- Person Gender	289
QUARTER	- Survey Quarter	485
RACEETHN	- Race/Ethnic Code	289
S02C01	- General Doctor, specialist, physician assistant, or nurse.....	411
S02C02	- Months/years been going to personal Doctor	412
S02C03	- Physical or mental condition that interferes with your work.....	413
S02C04	- Doctor undrstnds how your health problems affect your daily life	414
S02C05	- In last year: # of times you went to a specialist.....	415
S02C06	- In last year were any decisions made about your health care	416
S02C07	- In last year: involved as much as you wanted with your health care decisions	417
S02C08	- In last year: how much of a problem to agree on best care.....	418
S02C09	- In last year: did you need special medical equipment.....	418
S02C10	- In last year: How much of a problem was it to get special medical equipment.....	419
S02C11	- In last year: did you need special therapy	419
S02C12	- In last year: how much of a problem was it to get special therapy	420
S02C13	- In last year: did you need home health care or assistance	420
S02C14	- In last year: how much of a problem to get care or assistance needed.....	421
S02C15	- Need help with personal care needs.....	421
S02C16	- Need help with routine needs	422
S02C17	- Physical or mental condition that interferes with independence	422
S02C18	- Rating of equipment, services, or help provision.....	423
S02C19	- In last year: patient overnight or longr	424
S02C20	- Have a Physical or mental condition that has lasted 3 months	424
S02C21	- In last year: seen Doctor more than twice.....	425
S02C22	- Taking prescription medications for at least 3 months.....	426

S02D01	- Last 12 months: care from dentist's office or dental clinic.....	432
S02D02	- Last 12 months: number of times to dentist's office or clinic for self	433
S02D03	- Last 12 months: rating of dental care	434
S02E01	- Received eyewear from military treatment facility	426
S02E02	- Received eyewear as soon as wanted	427
S02E03	- Problem getting appealing eyeglass frames.....	427
S02E04	- Problem getting correct eyewear prescription	428
S02E05	- Problem getting eyeglass frames that fit.....	428
S02E06	- Do you wear Frame of Choice Eyewear	429
S02E07	- Is Frame of Choice your preferred military eyewear	430
S02E08	- Factors in decision to use military-issue eyewear	431
S02E09	- Would you recommend military-issue eyeglasses.....	432
S02L01	- Aware TRICARE for Life.....	378
S02L02	- Problem Understanding Health Benefits under TRICARE for Life.....	379
S02L03A	- Additional info - what is covered.....	379
S02L03B	- Additional info - who eligible.....	380
S02L03C	- Additional info - How Doctor gets paid.....	380
S02L03D	- Additional info - How affects VA benefit.....	381
S02L03E	- Additional info - If Private Insurance Should be Dropped	381
S02L03F	- Additional info - where to get help/info	382
S02L03G	- Additional info - make sure eligible.....	382
S02L03H	- Additional info - which Doctors can see	383
S02L03I	- Additional info - do not need info	383
S02L04A	- Helpful - TRICARE Counselor.....	384
S02L04B	- Helpful - Phone Number	384
S02L04C	- Helpful - Medicare/Social Security.....	385
S02L04D	- Helpful - Primary Doctor.....	385
S02L04E	- Helpful - TRICARE Website	386
S02L04F	- Helpful - Direct Mailing	386
S02L04G	- Helpful - Military Publication.....	387
S02L04H	- Helpful - Civilian Publication.....	387
S02L04I	- Helpful - Other	388
S02L05	- Source of info rely on most.....	389
S02L06	- Enroll in Medicare B because TRICARE for Life.....	390
S02L07	- Drop Medigap because TRICARE for Life	391
S02L08	- Disenroll civilian HMO because TRICARE for Life.....	392
S02L09	- Where do you plan to get most of your care.....	393
S02L10	- Received medical care from civilian source	393
S02L11	- Provider ask for Payment	394
S02L12	- Bill should been paid by Medicare/TRICARE	395
S02L13A	- Paid/Intend to Pay bill.....	395
S02L13B	- Ignoring Bill	396
S02L13C	- Contacted/intend to contact provider	396
S02L13D	- Contacted/intend to contact TRICARE	397
S02L13E	- Contacted/intend to contact Medicare	397
S02L14	- Billing resolved to satisfaction.....	398
S02L15	- Change type pharmacy.....	399
S02L16	- Type of pharmacy since April 1, 2001	400
S02L17	- Satisfied with TRICARE for LIFE.....	401
S02M01	- Last 12 months: treatment or counseling for personal or family problem	435
S02M02	- Last 12 months: problem to get treatment or counseling needed	435
S02M03	- Last 12 months: rating of treatment or counseling	436
S02P01	- Last 12 months: new or refill prescription	437
S02P02	- Last 12 months: problem to get prescription medicine	437
S02P03	- Last 12 months: how often get prescription medicine needed	438
S02S01	- Health during past 4 weeks	402
S02S02	- Health problems limit physical activity	403
S02S03	- Difficulty doing daily work b/c health problem	404
S02S04	- How much bodily pain during Past 4 weeks	405

S02S05	- Energy during Past 4 weeks	406
S02S06	- Physical/Emotional health limit social	407
S02S07	- Bothered by emotional problems	408
S02S08	- Personal/emotional problems keep from work	409
S02S09	- Rate health compared to one year ago.....	410
S02T01	- Knowledge on medical services covered by TFL.....	441
S02T02	- Knowledge on cost of medical services.....	442
S02T03	- Knowledge on supplemental or Medigap coverage.....	443
S02T04	- Knowledge on getting medical services at a MTF.....	444
S02T05	- Knowledge on choosing a health care provider.....	445
S02T06	- Last 12 months:amnt of healthcare gotten from a MTF.....	446
S02T07	- Last 12 months:no. of visits to a doctor at a MTF.....	447
S02T08	- Last 12 months:num nights as a patient at a MTF.....	448
S02T09A	- Last 12 months:Emrgncy care from emergency room at a MTF.....	449
S02T09B	- Last 12 months:Urgent care from other room at a MTF.....	449
S02T09C	- Last 12 months:Preventive care, eg prostate exam at MTF.....	450
S02T09D	- Last 12 months:Routine care, eg physical at MTF.....	450
S02T09E	- Last 12 months:Overnight hospital care at MTF.....	451
S02T09F	- Last 12 months:Labs and x-rays at MTF.....	451
S02T09G	- Last 12 months:Outpatnt Surgery/Diagnostic procedure at MTF.....	452
S02T09H	- Last 12 months:Care from a specialist at MTF.....	452
S02T10	- Last 12 months:Where most prscrptns are filled.....	453
S02T11	- Last 12 months:Quantity of Health Care from MTF.....	454
S02T12	- Last 12 months:Problem getting Health Care from MTF.....	455
S02X01	- Rating of overall mental or emotional health	439
S02X02	- Rating of life overall.....	440
SERVAFF	- Service Affiliation.....	287
SERVAREA	- Service Area.....	262
SEXSMPL	- Sex Sampling Variable.....	238
SF8BP	- SF8 Variable - Bodily Pain	504
SF8GH	- SF8 Variable - General Health	505
SF8MH	- SF8 Variable - Mental Health.....	507
SF8PF	- SF8 Variable- Physical Functioning	503
SF8RE	- SF8 Variable - Role Emotional	506
SF8RP	- SF8 Variable - Role Physical	504
SF8SF	- SF8 Variable - Social Functioning	506
SF8VT	- SF8 Variable - Vitality.....	505
SRAGE	- What is your age now?	377
SREDA	- Highest grade completed.....	374
SRRACEA	- Race: White.....	375
SRRACEB	- Race: Black or African American	375
SRRACEC	- Race: American Indian or Alaska Native	376
SRRACED	- Race: Asian	376
SRRACEE	- Race: Native Hawaiian/other Pacific Islanders.....	377
STRATUM	- Sampling STRATUM	238
SVCSMPL	- Branch of Service Sampling Variable	237
TSPSITE	- TSP Site (regardless of age).....	292
WRWT	- Final Weight	521
XBNFGRP	- Constructed Beneficiary Group	491
XENR_PCM	- Enrollment by PCM type	486
XENRLLMT	- Enrollment in TRICARE Prime.....	485
XINS_COV	- Insurance Coverage.....	487
XQENROLL	- Enrollment according to questionnaire response	488
XREGION	- Region.....	489
XSEXA	- Male or Female (Recode).....	491

Chapter

1

Introduction

This Codebook and Users' Guide provides a tool for programmers and analysts to assist them in creating cross-tabulations and basic statistical estimates from the 2002 Adult Health Care Survey of DoD Beneficiaries (HCSDB). It is intended to facilitate users in creating tables and generating analyses above and beyond those associated with this project.

This version of the Codebook and User's Guide describes the fourth quarter data set. It presents the frequency counts of all variables from the fourth quarter survey.

Users interested in recreating specific tables or charts from MPR's analytic report should refer to "The 2002 Health Care Survey of DoD Beneficiaries: Adult Technical Manual." That document defines the procedures required to reproduce the TRICARE Consumer Reports and charts presented in the National Executive Summary Report, using HCSDB data.

This chapter explains how to use this guide, reviews the survey, briefly describes the sample design, and concludes with a list of other documents on the HCSDB data that may be useful for policymakers, administrators, and other users.

How to Use This Guide

Chapter 2 describes the database conventions and types of variables in the database. Furthermore, it explains the relationship between the raw survey data and the cleaned and constructed variables preferred for data analyses.

Chapter 3 provides table-making instructions in both SAS and SPSS and clearly demonstrates the basic computer programming code necessary to tabulate the data in SAS and the interactive steps involved in generating tables in SPSS (either statistical package may be used). While we assume that most users have some knowledge of computer systems and statistical processing, examples of how to create tables and the resulting output are provided in order to simplify the process of data tabulation. Due to the complexity of the sample design, we suggest that users interested in measuring the precision of their results use a statistical package capable of calculating standard errors for survey estimates, such as SUDAAN[™] or WesVar PC[®]. Sample programming code is included to estimate standard errors using appropriate methods to accommodate the complex sample design.

The codebook is presented in Chapter 4, where we describe each variable in the database, including a list of all possible values of the variable, weighted and unweighted frequency counts and percent occurrences for each value, and the values' interpretation or formatting. The codebook helps users assess the availability of certain measures, specify variables of interest, and identify all possible values of a variable. The variables are listed in the order of their position on the data file, and they are grouped by source as follows:

- Sampling variables used to place beneficiaries in the appropriate strata
- Information from the Defense Enrollment Eligibility Reporting System (DEERS) at the time of sampling

- Questionnaire responses: cleaned and recoded
- Variables created during the fielding of the survey
- Coding Scheme flags and missing value counts
- Constructed variables for analysis

In addition, users may refer to the Table of Variables, which follows directly after the Table of Contents, for an alphabetical quick-reference list intended to assist users in locating each variable.

Users interested in learning more about the technical aspects of the database creation, construction of new variables, or MPR's report production procedures may refer to "The 2002 Health Care Survey of DoD Beneficiaries: Adult Technical Manual," available from the TRICARE Management Activity Office.

What is the HCSDB?

The HCSDB is a health care survey of active duty military personnel, retirees, and their adult family members. It is comprised of an adult and a child survey, both fielded to a representative sample of beneficiaries. The adult survey is fielded every quarter, whereas the child survey is fielded only in the third quarter of each year. Results from each quarter are presented as a web-based report. The survey is sponsored by the Assistant Secretary of Defense (Health Affairs) [OASD (HA)], under authority of the National Defense Authorization Act for Fiscal Year 1993 (P.L. 102-484). The surveys collect data on beneficiaries' satisfaction with, and access to, health care, knowledge of the TRICARE system, and use of preventive and other health care services.

Fielded annually from 1994 to 2000, the HCSDB now is fielded quarterly and consists of a fixed core questionnaire complemented by quarterly supplements intended to address topics of emerging interest. Users should note that, prior to 2000, the title of the HCSDB corresponded to the reference year that respondents were asked to think about when responding to questions. For example, although the 2000 HCSDB was fielded in 2001, beneficiaries responded to questions according to the reference period 12 months prior. Under the new naming convention the survey title refers to the year the questionnaires are fielded, so, for example, this year's survey is the 2002 HSCDB. Users should further note that, due to this change, there will be no survey with the title "2001" survey, even though the questionnaire has been administered continuously throughout each quarter of 2001 and 2002.

The annotated questionnaire appears as Appendix A. A crosswalk between the 2002 questions and the questions from the 1994-1995, 1996, 1997, 1998, 1999, 2000 and 2002 surveys appears as Appendix B.

The HCSDB fixed questionnaire covers the following topics:

- **Health Plan.** This section collects data on TRICARE Prime enrollment and the use of supplemental insurance and/or other private insurance.
- **Your Personal Doctor or Nurse.** In this section, respondents are asked about their relationship with their personal doctor or nurse. They are asked to rate their personal doctor or nurse on a scale from 0 to 10, where 0 is the lowest rating and 10 is the highest rating.
- **Getting Health Care from a Specialist.** This section collects information about respondents' need for and access to care from specialists. Respondents rate the specialist that they see most frequently on a scale from 0 to 10, where 0 is the lowest rating and 10 is the highest rating.
- **Calling Doctors' Offices.** Questions in this section ask beneficiaries whether they were able to access care and obtain information by telephone from their doctor's office or clinic.

- **Your Health Care in the Last 12 Months.** This section collects information on where DoD beneficiaries received the majority of their care in the past 12 months, that is, from a military or civilian facility. It also covers topics such as the availability of providers and their staff, convenience, and courtesy and respect shown by providers and their staff. For comparison purposes, the questions are similar in content and format to questions used in the Consumer Assessment of Health Plans Survey (CAHPS). CAHPS is a survey program sponsored by the Agency for Health Care Research and Quality, U.S. Department of Health and Human Service, and the Picker Institute, which is designed to monitor beneficiaries' satisfaction with their civilian health care plan and access to health care services.
- **Your Health Plan.** This section is designed to measure beneficiaries' satisfaction with their primary health plan. Respondents are asked to rate their health plan on a scale of 0 to where 0 is the lowest rating and 10 is the highest rating. TRICARE Prime enrollees are asked about their satisfaction with Prime and about their likelihood of possibly disenrolling. Beneficiaries not currently enrolled in Prime are asked if they intend to enroll in the next 12 months. Additionally, respondents are asked questions about any problems they may have encountered with claims processing, accessing and comprehending written materials, customer service, processing paperwork, and resolving complaints.
- **Your Preventive Health Care.** This section collects information on the use of preventive health care services, including routine physical examination, blood pressure readings, cholesterol screening, and flu shots. All women are asked about Pap smears; women that are or have been pregnant within the past 12 months are questioned about prenatal care. Women age 40 and over are asked about mammography and breast examination by a health care professional. Men are asked about prostate examinations. All respondents are asked whether they smoke. Smokers are asked whether they have received smoking cessation counseling from a health care professional.

Quarter I Supplements

- **TRICARE For Life (TFL) Implementation.** Questions in this supplement were used to assess problems that beneficiaries encountered with TFL, what changes they made to their other insurance coverage, where they plan to receive their medical care, and what additional information they would like to know about the program.
- **Health Status.** This supplement measures the respondent's self-perceived health status. These questions are based on the eight-item SF-8 battery of questions developed by the Medical Outcomes Trust. The summary scales measure physical and mental health components and eight health subscales, including physical functioning, role-physical, bodily-pain, general health, vitality, social functioning, role-emotional, and mental health.

Quarter II Supplements

- **Chronic conditions.** Questions in this supplement concern the experiences of beneficiaries with chronic health problems. Respondents are asked to describe their experiences with obtaining special medical equipment, therapy, assistance and assess how well their condition has been managed.
- **Eyewear.** The subject of this supplement is eye care received from military facilities. Beneficiaries who have obtained eyewear from a MTF in the past 12 months are asked about their satisfaction with care and with eyewear, and their reasons for using a military facility.

Quarter III Supplements

- **Behavioral Health.** Questions in this supplement pertain to beneficiaries' experience with treatment and counseling for personal or family problems. Respondents are asked to identify the extent to which they needed treatment and counseling services, their experience with accessing needed services, and how they rate these services.
- **Prescription Medicine.** This supplement examines: whether beneficiaries obtained new or refilled prescriptions; how much of a problem it was to obtain the medicine; and how often beneficiaries were successful in obtaining the prescription medicine they needed through their health plan.
- **Dental Care.** Questions in this supplement focus on whether beneficiaries received care from a dentist's office or dental clinic, and if so, how many times they visited the office or clinic specifically to receive dental care.
- **State of Mind.** Questions in this section ask about beneficiaries' mental and emotional health and a rating of life overall.

Quarter IV Supplements

- **Understanding of TRICARE for Life.** This supplement asks Medicare-eligible beneficiaries how well they understand TRICARE for Life. It also asks about their use of military treatment facilities and medical services before and since TRICARE for Life became available.

Sample Design Overview

The sample of beneficiaries for the HCSDB was drawn from an extract file of the DEERS database of military health system (MHS) beneficiaries with a reference date. The DEERS extract file includes all eligible MHS beneficiaries as follows:

- Everyone in the Uniformed Services and on active duty (Army, Air Force, Navy, Marine Corps, Coast Guard, the Commissioned Corps of the Public Health Service, National Oceanic and Atmospheric Administration, Guard/Reserve personnel who are activated for a period in excess of 30 days, and other special categories of people who qualify for benefits)
- Those who retired from military careers
- Immediate family members of people in the previous two categories
- Surviving family members.

A stratified probability sample design was used to select DoD health care beneficiaries for the Quarter IV 2002 Adult HCSDB. Strata were defined by a combination of enrollment status groups, and beneficiary groups, and geographic areas. Specific information on the sample design appears in, "The 2000 Health Care Survey of DoD Beneficiaries: 2001 Adult Sample Design"¹, Mathematica Policy Research, Washington, D.C.

We examined response rates to identify patterns across different domains or characteristics. While analysts prefer weighted rates that reflect the estimated proportion of respondents among all beneficiaries, operational staff is often interested in getting unweighted measures. All tables include

¹ This report was completed before the change in the survey's naming convention and refers to the sample design for the current 2002 Adult HCSDB.

unweighted and weighted values under columns headed “Unweighted” and “Weighted”, respectively. In the following, we focus on discussing unweighted response rates for domains of interest.

Table 1.1 below provides data regarding response rates for the 2002 Adult HCSDB for the fourth quarter, by beneficiary groups, and by enrollment status.

- Overall: The overall unweighted response rate for the fourth quarter of 2002 Adult HCSDB was about 28.5 percent, down from 31.5 percent from the third quarter of 2002.
- Beneficiary group and enrollment status: Response rates across beneficiary groups and enrollment status are shown below. We achieved our highest response rate from beneficiaries 65 years and older and our lowest response rate from active duty beneficiaries.¹

Table 1.1

Response Rates Overall and by Enrollee Beneficiary Group: Quarters I- IV, 2002

	Q1 2002		Q2 2002		Q3 2002		Q4 2002		COMBINED	
	RR (%)	RR _W (%)	RR (%)	RR _W (%)	RR (%)	RR _W (%)	RR (%)	RR _W (%)	RR (%)	RR _W (%)
Overall	31.0	46.0	31.2	46.7	31.5	45.9	28.5	44.3	30.4	46.0
Active duty	21.1	18.2	19.8	18.6	19.9	18.9	17.0	16.0	19.4	18.2
Active duty family, enrollee	32.5	31.8	32.0	32.9	32.8	33.6	27.3	27.7	31.2	31.8
Active duty family, non-enrollee	21.7	22.8	21.4	23.5	21.3	22.9	18.5	20.8	20.7	22.8
Retired, <65, enrollee	58.5	58.2	55.5	56.6	57.6	58.6	54.8	57.9	56.6	58.2
Retired, <65, non-enrollee	45.2	50.4	46.7	52.0	46.5	50.9	43.8	48.7	45.6	50.4
Retired, 65+	73.3	73.0	73.1	73.4	71.7	71.6	72.3	73.1	72.6	73.0

RR = Weighted
RR_w = Unweighted

For domains of special interest, Appendix F (Response Rate Tables) contains tables showing response rates and weighted response rates for the quarter. Below we briefly summarize response rate results for selected domains, as follows: For domains of special interest, Appendix F contains tables showing response rates and weighted response rates for the quarter. We summarize results about response rates for selected domains as follows:

- Regions: Response rates across regions range from 16 percent for Western Pacific Command to 39 percent for Golden Gate (Table F.1).
- Sex: Response rate for men is 27 percent as compared to 36 percent for women. (Table F.2).
- Conus: Response rate for CONUS is 33 percent as compared to 18 percent for OCONUS. (Table F.3).
- Catchment areas: Combined response rates across catchment areas range from 13 percent for NH Yokosura to 46 percent for Ft. Belvoir. (Table F.4).

¹ However, response patterns vary considerably across beneficiary and enrollment groups. The relatively low level of response for active duty persons and their family members could be due to frequent relocations and our inability to receive new addresses in a timely manner.

- Beneficiary groups by sex: Women respond at a higher rate than men for both active duty and active duty family members, 22 percent versus 19 percent and 29 percent versus 17 percent, respectively. The opposite pattern emerges for retirees, survivors and family members 65 and older. The response rates for retirees less than 65 are virtually the same for men and women. (Table F.5).
- Beneficiary group by service affiliation (Army, Navy, Air Force, Marine Corps, Coast Guard): Among service affiliations, the smallest combined response rate comes from active duty in the Marine Corps with 11 percent and the largest from beneficiaries over 65 from the Coast Guard with 79 percent (Table F.4).

Other Documents on the 2002 HCSDB

This document is intended for programmers and analysts using the 2002 Adult HCSDB data. The following is a list of other documents that may be requested from the TRICARE Management Activity Office:

- The 2000 Health Care Survey of DoD Beneficiaries: 2001 Adult Sample Design¹
- The 2002 Health Care Survey of DoD Beneficiaries: Adult Technical Manual
- The 2002 Health Care Survey of DoD Beneficiaries: National Executive Summary Report

¹ This report was completed before the change in the survey's naming convention and refers to the sample design for the current 2002 Adult HCSDB.

Description of the Adult HCSDB Database

This chapter presents the procedures for developing the database, and presents the database file layout.

Variable Naming Conventions

The conventions used to name variables on the 2002 Adult HCSDB data file are listed below and summarized in Table 2.1. The naming conventions remains constant across the four quarters of the 2002 HCSDB.

- **Survey Variables.** Core survey variable names consist of up to eight alphanumeric characters that start with an alpha character ("H" for Adult survey variables), followed by a year designation ("02") and ending with three numbers and, if necessary, one alpha character to identify the relevant survey question. Recoded variables have the same names as on the survey. The original variables are suffixed with "_O"; these will not be on the public release file.
- **Supplemental Question Variables.** Each quarter, the questionnaire includes a battery of questions on specific health care topics concerning services offered to MHS beneficiaries. The supplements in the second quarter contained questions relating to the management of beneficiaries' chronic health problems and the eye care they receive at military facilities. Like the core questions, supplemental questions also include eight alphanumeric characters; each variable begins with an "S" to distinguish it as a supplemental question, followed by the year designation ("02"). The variable ends with an alpha character and the question number in the supplemental series. For example, the variable for the first supplemental question would be S02C01. In Quarter III, the supplemental question variables have a "D," "M," "P" or "X" in the fourth position; for example, S02D03 asks beneficiaries to rate their dental care.
- **Self-Reported Data.** Defense Manpower Data Center (DMDC) standard demographic self-reporting variables on the adult survey are prefixed with "SR." Survey variables with this naming convention include SRRACE (race/ethnicity) and SREDA (education).
- **Coding Scheme Flags and Counts.** Coding Scheme flags, variables N1-N30, reference the notes in the Coding Scheme for Adult Survey. N2, for example, is set when checking the values of H02008 and H02009. See Appendix C for more information. Coding Scheme counts are sums of missing value responses for each questionnaire; each of these variable names begins with the 4 characters "MISS".
- **Constructed Independent Variables.** Independent variables are prefixed with an "X." These include original survey variables modified as a result of data cleaning or recoding and newly constructed variables that did not previously exist on the survey file. For example, since the variable SRSEX was modified as a result of data cleaning and recoding, it was renamed XSEXA.
- **Constructed Dependent Variables.** Dependent variables are given different prefixes depending on function. Healthy People 2010 variables, for example, are prefixed with an "HP," and all other newly constructed dependent variables are prefixed with a "K."

- **Weighting Variables.** Quarterly weighting variables are prefixed with a "W."

TABLE 2.1

Naming Conventions for 2002 HCSDB Variables – Quarters I-IV
(VARIABLES REPRESENTING SURVEY QUESTIONS)

1 st Character: Survey Type	2 nd – 3 rd Characters: Survey Year	4 th – 6 th Characters: Question #	Additional Characters: Additional Information
<p>H= Health Beneficiaries (18 and older, Adult Questionnaire)</p> <p>-----</p> <p>S = Supplemental Question</p>	<p>02</p>	<p>001 to 077</p> <p>-----</p> <p>Quarter 1 S01-S09 – Supplemental questions using the SF-8 battery of health status questions.</p> <p>L01-L17 – Supplemental questions on awareness and use of TRICARE For Life by beneficiaries age 65 and over who enroll in Medicare Part B.</p> <p>Quarter 2 CO1-C22 – Supplemental questions on specialists and special therapy</p> <p>E01 – E09 – Supplemental questions on eyeglasses and eyewear</p> <p>Quarter 3 D01 – D03 Supplemental questions on dental care</p> <p>M01 – M03 Supplemental questions on mental well-being.</p> <p>P01 – P03 Supplemental questions on prescription drugs</p> <p>X01- X02 Supplemental questions on overall health</p> <p>Quarter 4 T01 – T12 Supplemental questions on TRICARE for LIFE</p>	<p>A to O are used to label responses associated with a multiple response question</p> <p>_O denotes an original version of a recoded variable</p> <p>-----</p>

1 st Characters: Variable Group	Additional Characters: Additional Information
SR=Self-reported demographic data	Descriptive text, e.g., SREDA
N=Coding scheme notes	Number referring to Note, e.g., N2
X=Constructed independent variable	Descriptive text, e.g., XREGION
HP=Constructed <i>Healthy People 2010</i> variable	Descriptive text, e.g., HP_BP (had blood pressure screening in past two years and know the results)
K=Constructed dependent variables	Descriptive text, e.g., KMILOPQY (total number of outpatient visits to military facility)

Cleaning and Editing Conventions

Data quality procedures are found in the Coding Scheme tables. The complete Coding Scheme appears in Appendix C. It contains detailed instructions for all editing procedures used to correct data inconsistencies and errors. Editing procedures check for appropriate response values and consistent responses throughout the questionnaire. The steps to insure data quality include the following:

- **Initial Cleaning.** Missing value flags were encoded when NRC created the SAS dataset:
 - Skipped items were encoded with SAS missing value code of ‘.’.
 - Multiple responses, where there should be a single response, were encoded with SAS missing value ‘.A’.
- **Data Cleaning and Recoding of Variables – Implementation of the Coding Scheme.** Skip patterns were checked for consistency, and questions that were skipped legitimately were recoded with the SAS missing value of “.N”; questions that were answered, but should have been skipped, were recoded with a SAS missing value of “.C”. When possible, variables were backward coded or forward coded to make all responses consistent within a sequence. Numeric values were checked, and values that were out of range were flagged with the SAS missing value of “.O”.
- **Frequency Checks.** Formatted and unformatted frequency tables for all variables in the 2002 Adult HCSDB data file appear in Chapter 4 of this document. These frequency tables and other relevant cross tabulations were used to examine the range of values recorded for each data item to determine the type and magnitude of missing values. All value labels have been checked for accuracy.

Record Selection Criteria

Blank returns, nonrespondents, and any respondents found to be ineligible for MHS benefits were removed from the database. In addition, among eligible respondents with a non-blank questionnaire, a questionnaire must be “complete” to be included in the database.

To determine if a questionnaire is “complete”, 29 key questions were chosen. These key questions were adapted from the complete questionnaire rule developed by AHRQ for CAHPS surveys. At least 50 percent of these key items (fifteen or more) must be answered for a questionnaire to be accepted as a complete questionnaire. The key survey variables are: H02006, H02008, H02009, H02010,

H02011, H02012, H02013, H02015, H02017, H02018, H02020, H02021, H02022, H02025, H02026, H02028, H02029, H02030, H02032, H02039, H02041, H02047, H02049, H02054, H02056, H02077, SREDA, H02076 and SRRACEA-SRRACEE.

Weighting Procedures

The analysis of survey data from complex sample designs, such as the 2002 Adult HCSDB, requires weights to do the following:

- Compensate for variable probabilities of selection
- Adjust for differential response rates
- Improve the precision of the survey-based estimates through post-stratification [for details, see Brick and Kalton (1996) and references cited therein].

Sampling weights are equivalent to the reciprocal of the probability of each respondent's selection into the sample. Sampling weights are further adjusted for nonresponse within classes defined by sampling strata: a cross-classification of enrollment status, geographic area, and beneficiary group. These nonresponse-adjusted weights are then ratio-adjusted to population counts from the DEERS files to compensate for variations from the estimated population counts. Chapter 4 contains the weighted and unweighted frequencies for each variable in the first quarter.

Programming Guide

This chapter is designed to help users create tables and variance estimates. Procedures for using SAS, SPSS, SUDAAN, and WesVarPC to create estimates are explained. Examples provided in the text are based on the first quarter of data from the 2002 HCSDb.

How To Make a Table Using SAS

The 2002 Adult HCSDb dataset is provided in a Statistical Analysis System (SAS) 6.0 format. SAS is a computer software system used for data management, summarization, and analysis. Later versions of SAS can also read version 6 datasets. A format library for the adult database is included along with the dataset. SAS can be run interactively or non-interactively (in batch mode), and the sample programs presented here can be run using either method. Special instructions are given later in the chapter for working interactively with the SAS Display Manager System in a Windows environment. All SAS programs generate a LOG and a LST file. The LOG file shows how SAS interprets your program and flags SAS syntax errors. The LST file shows the requested output.

File References, Libraries, and Options

SAS recognizes two types of datasets -- permanent and temporary. Permanent datasets, such as the HCSDb, are located through a LIBNAME that references the directory where the data is stored. For example, if the adult dataset for Quarter IV is located on a CD-ROM in the subdirectory HCSDb02\FORMA\Q4, your LIBNAME statement must look like this:

```
LIBNAME INFORMA 'F:\HCSDb02\FORMA\Q4';
```

The adult dataset can then be referred to as INFORMA.HCSDb02, where INFORMA is the location of the file HCSDb02.

A format library requires a LIBNAME LIBRARY statement that shows the location of the format library. For example, if the adult format library is stored on your hard drive in a FMTLIB subdirectory, the LIBNAME statement should look like this:

```
LIBNAME LIBRARY 'C:\HCSDb02\FORMA\Q4\FMTLIB';
```

The OPTIONS statement controls page format and line length. A table with a "portrait" orientation might have this statement:

```
OPTIONS PS=79 LS=132;
```

A table with a "landscape" orientation that is left justified would have this OPTIONS statement:

```
OPTIONS PS=50 LS=175 NOCENTER;
```

DATA Step

The DATA step is used to create permanent or temporary datasets. It is also used to create new variables, modify existing variables, and limit the number of variables or observations. In a DATA step, you can do any or all of the following activities:

- Construct new variables. For example, to construct a variable of active duty by sex:

```
/* Active duty males */  
IF XSEXA = 1 AND XBNFGRP = 1 THEN XSEX_AD = 1;  
* Active duty females;  
ELSE IF XSEXA = 2 and XBNFGRP = 1 THEN XSEX_AD = 2;  
ELSE XSEX_AD = .; /* missing value */
```

[Note: the two methods to insert comments: enclosed within /* */ or beginning with * and ending with a semicolon]

- Modify existing variables. For example, if the respondent is in region 7, the respondent will be placed in the combined region 7/8:

```
IF XREGION = 7 THEN XREGION = 8
```

- Limit the number of variables. Use a KEEP statement:

```
KEEP XREGION CACSMPL H02056 H02017;
```

- Limit the number of observations. Use a subsetting IF:

```
/* Keep only region 3 observations */  
IF XREGION = 3;
```

- Create a new temporary dataset. For example, CAC_1 is a temporary file of observations for only those respondents in catchment area 1:

```
LIBNAME INFORMA 'F:\HCSDB02\FORMA';  
DATA CAC_1;  
/* Input file is HCSDB02 */  
SET INFORMA.HCSDB02;  
IF CACSMPL = 1;  
RUN;
```

- Create a new permanent dataset. For example, OUT.CAC_9901 is a permanent dataset only of Region 1 out-of-catchment respondents:

```
LIBNAME INFORMA 'F:\HCSDB02\FORMA';  
LIBNAME OUT 'C:\HCSDB02\FORMA';  
DATA OUT.CAC_9901;  
SET INFORMA.HCSDB02;  
IF CACSMPL = 9901;  
RUN;
```

PROC TABULATE

PROC TABULATE produces summary statistics in a table layout. The table can have up to three dimensions: page, row, and column. Within any dimension, multiple variables can be reported one after another or hierarchically. Useful statistics that are available in PROC TABULATE include:

- N number of observations with nonmissing values
- NMISS number of observations with missing values
- MEAN the arithmetic mean
- SUM the sum
- PCTN percent that one frequency represents of another frequency
- PCTSUM percent that one sum represents of another sum

The essential elements to execute PROC TABULATE are outlined below (items within < > are not required):

```
PROC TABULATE DATA=your dataset <option list>;  
CLASS class variables;  
VAR analysis variables;  
TABLE << page expression, > row expression, > column expression </ table options >;  
WEIGHT WRWT;  
RUN;
```

If the input file is to be limited to a specific population, a separate DATA step can precede the TABULATE, or a WHERE statement can be used within the TABULATE procedure. For example, to create a table from only respondents in catchment area 1, you would use the following statement after the PROC TABULATE statement:

```
WHERE CACSMPL = 1;
```

CLASS variables are any variables that are used for grouping; variables such as XREGION, XSEX, and CACSMPL are good examples of class variables. Class variables can be either character or numeric and typically have a discrete number of values. Unless MISSING is specified in the options list in the PROC TABULATE state, any observations with a missing CLASS variable will be dropped from the table.

The VAR statement identifies all analysis variables for a table. Analysis variables must be numeric and can be either discrete or continuous. SAS excludes missing values when computing statistics such as means and percentages.

The WEIGHT statement identifies the numeric variable whose value is used for weighting each *analysis variable*. In the HCSDB for 2002, the weight variable is WRWT.

The TABLE statement defines the table features. Every variable listed in this statement **must** be classified as either a class variable or an analysis variable in the CLASS or VAR statements. A comma separates each table dimension (page, row, and column). If there are three dimensions, the first is the page, the second is the row, and the last is the column. If there are only two dimensions, the first is the row and the second is the column. Tables with only one dimension are in column form. Each dimension expression is composed of the same following elements:

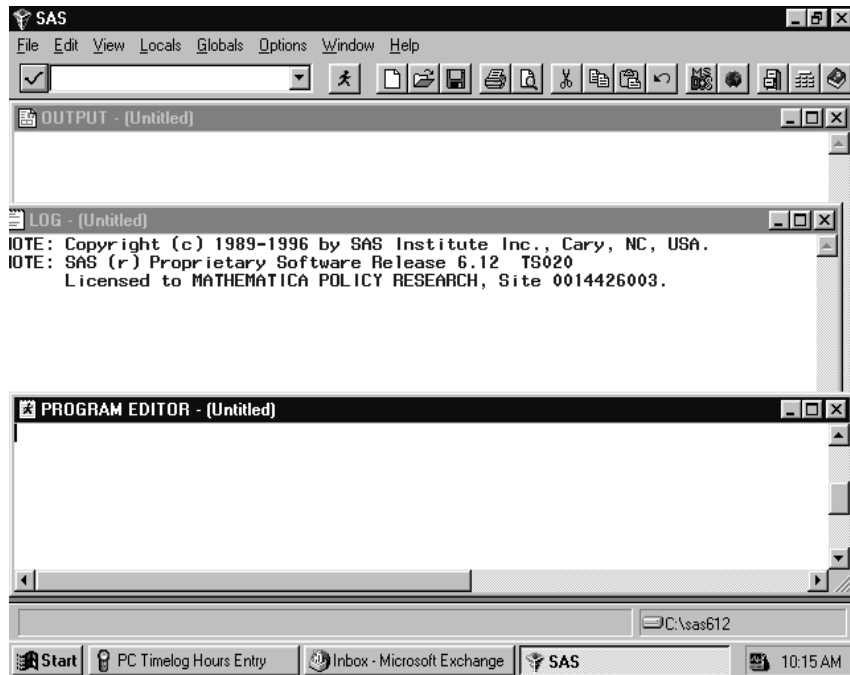
- Analysis variables

- Class variables
- The universal class variable ALL, which summarizes the class variables in the same group or dimension
- Keyword for the statistic to be performed, such as MEAN, SUM, or PCTSUM
- A format modifier, which defines how to format values in cells. For example, F=8.2 will present values with a maximum of 8 positions and 2 digits to the right of the decimal.
- Labels, which temporarily replace variable names and statistic keywords. These labels have the form =*label*; for example, XREGION='Region' or MEAN=' ' (to eliminate the word MEAN from the headings).
- Crossing operator * (asterisk). The asterisk is used to cross elements within the same dimension. For example, you would use XENRLLMT*XSEXA to cross enrollment status by sex. The asterisk is also used to connect the statistic (e.g., MEAN, SUM) to the appropriate dimension; for example, to calculate the mean of respondents' satisfaction with all health care in the last 12 months, you would use H02039 *MEAN.
- Denominator definitions are enclosed by < > (brackets).
- Concatenation operator is a single space between elements in a dimension. For example, to concatenate satisfaction with all health care in the last 12 months with satisfaction with health plan, you would use H02039 H02056.
- Grouping is accomplished with parentheses. Below is an example of grouping, concatenation, and crossing within a single dimension:

(XBNFGRP ALL)*XSEXA

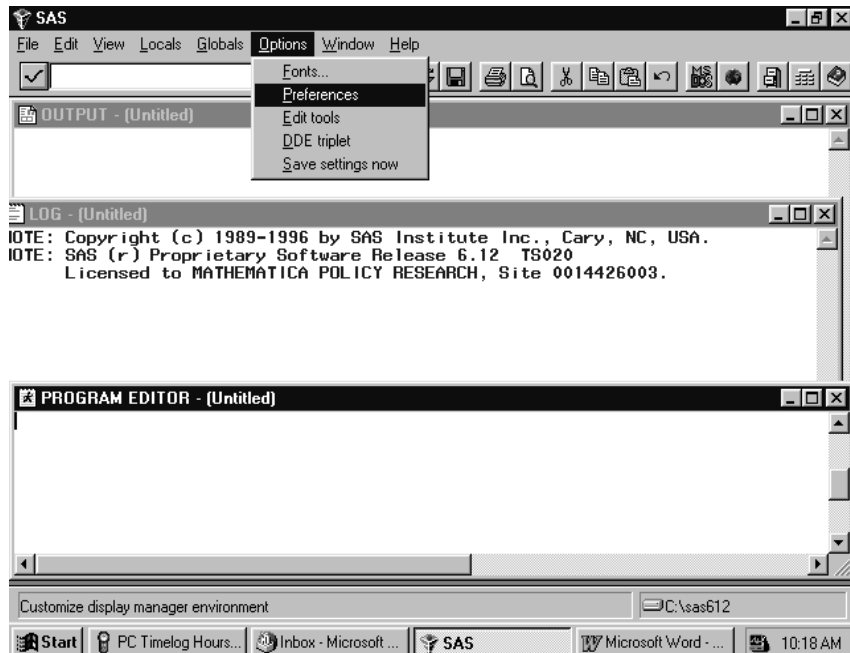
The SAS Display Manager System

The SAS Display Manager system provides an interactive tool for running SAS commands, like those given above, in the Windows environment. Double clicking the SAS icon on the desktop begins the SAS session. When you first enter the system, the following screen opens.

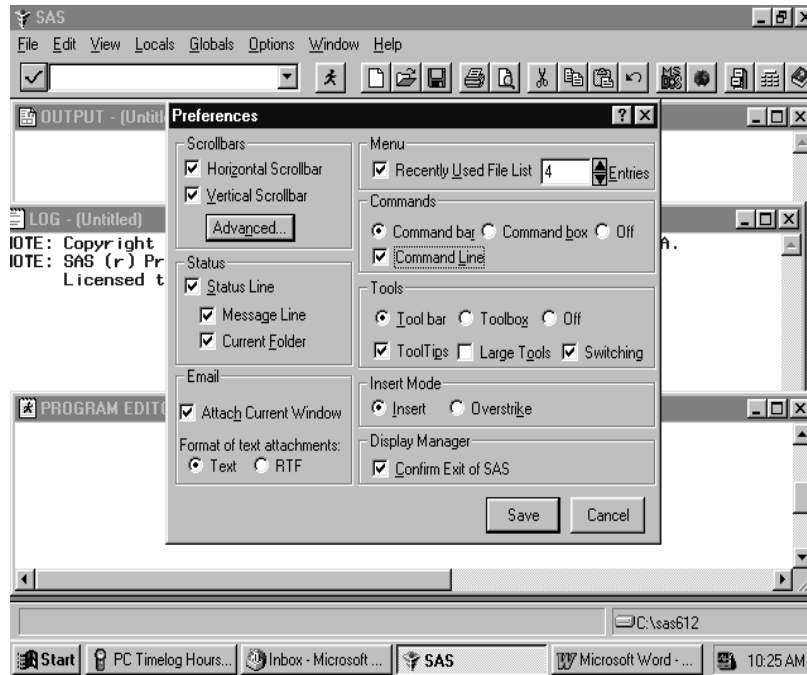


The screen is divided into three windows, each corresponding to an aspect of your SAS session. The Program Editor is the window where you compose, edit, and run your SAS commands. The Log window displays messages from the SAS system as well as your SAS statements as they are executed. Any error messages appear in the Log. The Output window displays the output tables requested in procedure commands written in the Program Editor. Toggling among the windows is accomplished by clicking anywhere in a given window. The cursor will jump to the selected window. Below are some options for customizing these screens by defining Preferences.

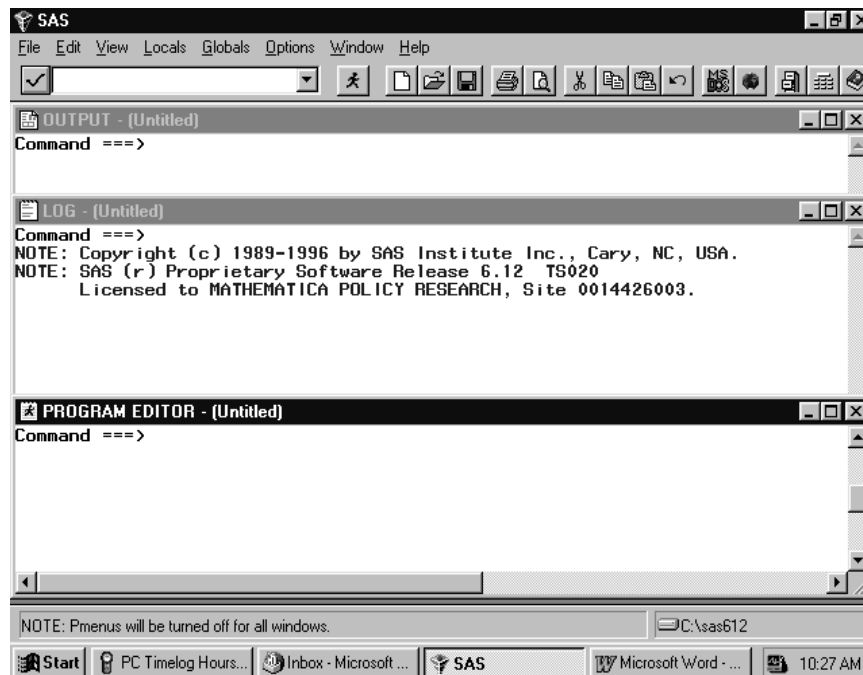
Clicking on **Options** results in the following screen.



Click on Preferences as highlighted above, and the following screen will open.



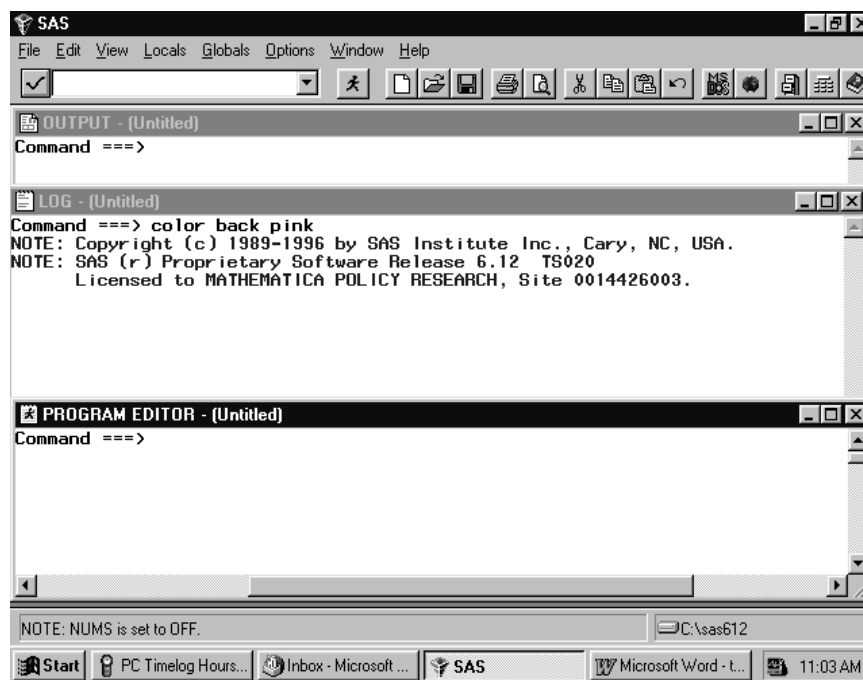
Many of these settings are system default options. To add a command line to the three windows, you would click in the box opposite **Command Line**, causing a check mark to appear in the box. Your screen should resemble the screen above. Click on **Save** and the screen will change to the following.



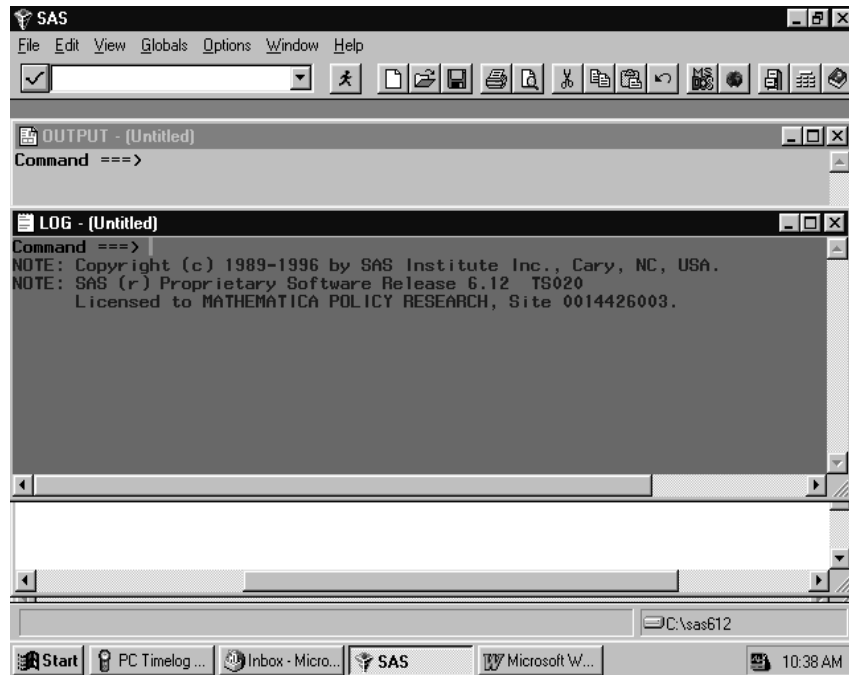
Each window shows the word **Command** followed by an arrow. Commands may be typed at this location. To arrive at the command line, depress the **Home** button on your keyboard. The cursor will appear opposite the arrow.

Toggling among the windows may be accomplished by typing the desired window name at the command line and pressing **Enter**. SAS recognizes **Pgm** as the abbreviated reference to the Program Editor and **Out** as a shortened name for the Output window. A few keystrokes allow you to navigate among the windows. For example, the command line lets you continue to customize our SAS session as follows.

In order to more easily distinguish between the SAS windows, it may be preferable to change the background color of selected windows. As an example, set the background color of the Log window to gray and the Output window to pink. Press the **Home** key to arrive at the command line. Type **Log** opposite the arrow to toggle to the Log window. Type the command, **color back pink** (or some other color) on the command line. Your screen will resemble the following.



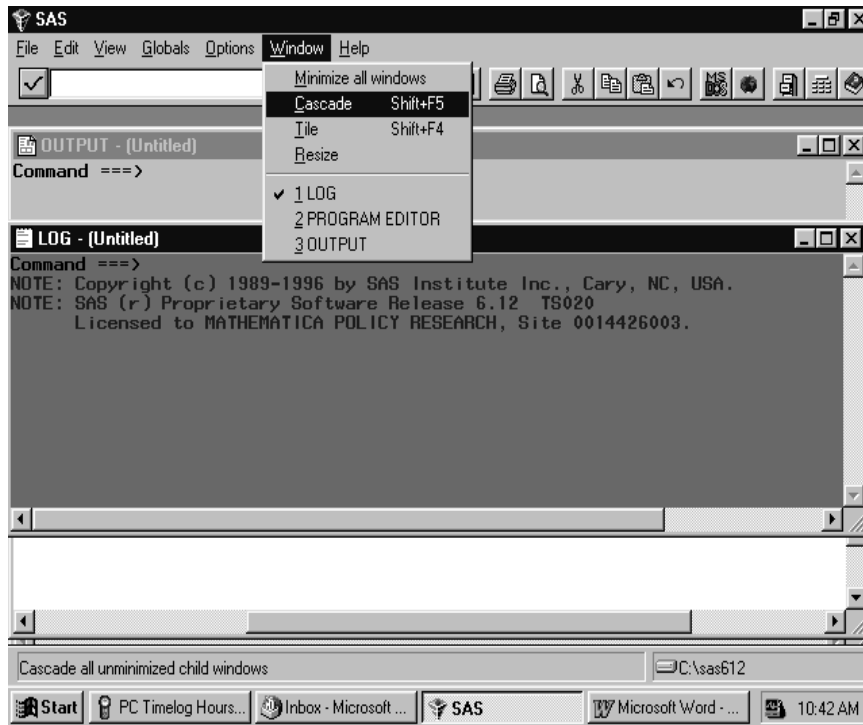
Press **Enter** to process the commands and the window will shade to pink. Toggle to the Output window by typing **Out** and keying **Enter**. Type **color back gray** and key **Enter**. These changes make it easier to distinguish between the windows at a glance. The screen looks like the following.



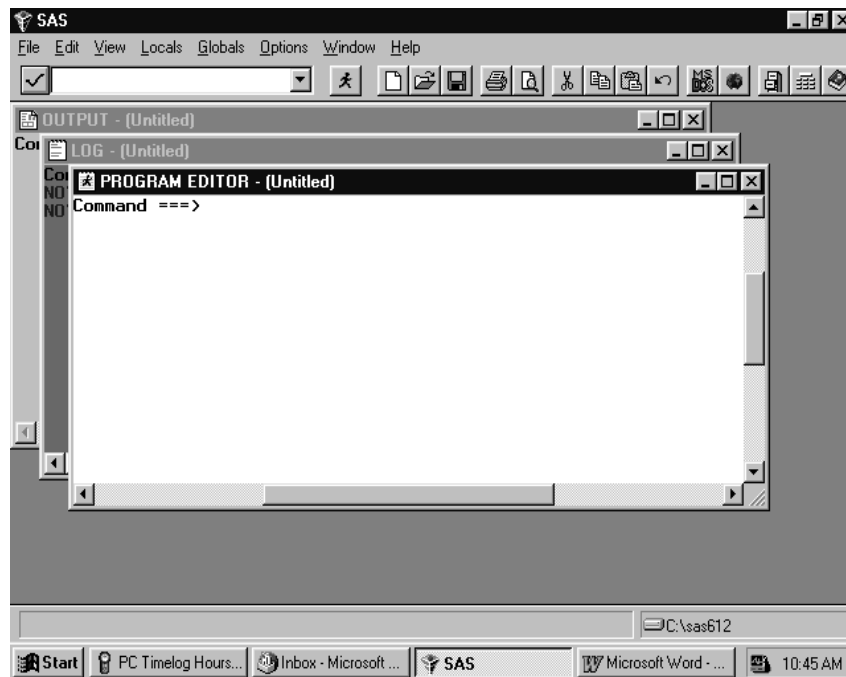
All SAS statements for building and processing SAS datasets are typed into the Program editor. A SAS session may involve typing statements like the ones above for library reference, computing new variables, data steps, etc. Entering a long series of statements in such a small space may be awkward, so another arrangement for the windows may be preferable.

Cascading the windows is one option. To cascade the windows, open the **Window** menu, and choose **Cascade** as indicated in the following.

The following option also uses color to distinguish between windows.

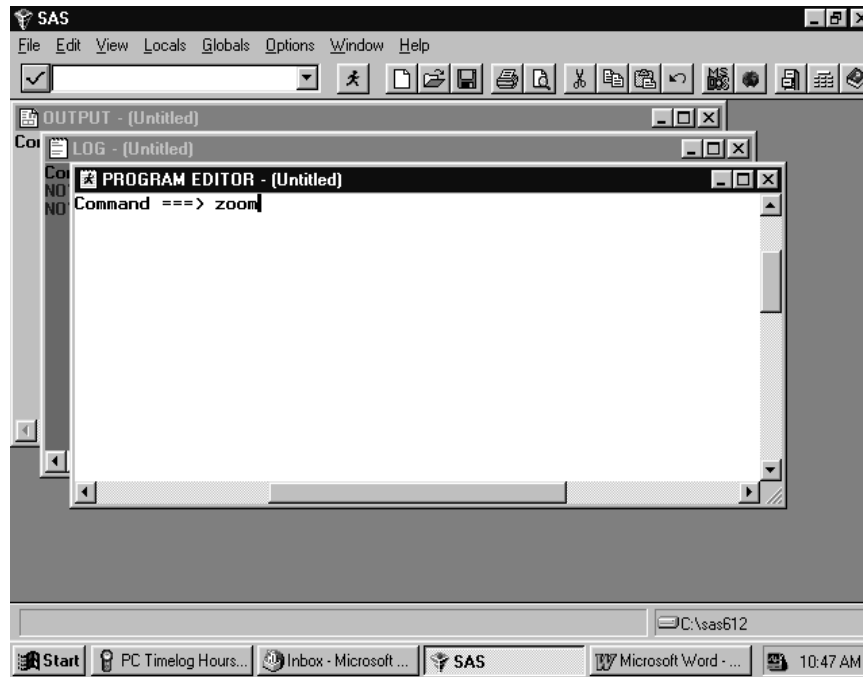


Clicking the option Cascade produces the following result.



Each window is partly superimposed on the other. The colors distinguish between windows at a glance. With the Program Editor in front, SAS statements may be typed there with relative ease. As a final

option, you can enlarge the Program Editor to fill the entire screen. At the command line, type **zoom** as in the following:

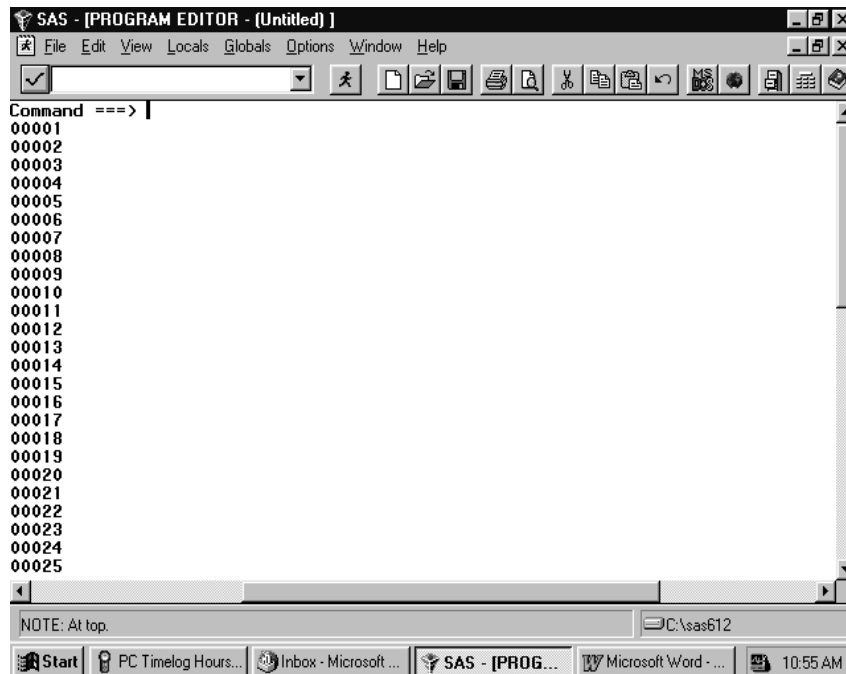


The window changes to fill the screen.

One more option for customizing screens is explained below. This involves adding line numbers to the editing environment in the Program Window. After adding the line numbers, many useful line-editing commands become available (see the SAS Manual). On the **Edit** menu choose **Options** and **Numbers** as in the following screen.



The line numbers appear at the left of the full screen Program Editor as in the screen below, and the SAS statements can be typed into the screen and edited.



Below is an example of a PROC TABULATE to construct a table of health care variables by beneficiary group by gender for respondents in Region 3. Beneficiary group (XBNFGRP) and sex (XSEX) are

both class variables with a discrete number of values. The columns of the table are beneficiary group broken out by sex, a total for each beneficiary group, and a region total. The health care variables (H02056 and H02076) are the analysis variables appearing as the rows of the table. The statistic that we want to see is the weighted mean of these variables for each group in the table and for the entire region as a whole.

Enter the following SAS statements into the **Program Editor**.

```

OPTIONS PS=79 LS=95;
LIBNAME IN 'E:\DOD\Q4_2002\DATA\AFINAL';
LIBNAME LIBRARY 'E:\DOD\Q4_2002\DATA\AFINAL\FMTLIB';
PROC TABULATE DATA=IN.HCS024_1;
WHERE XREGION = 3; /* limit to Region 3 */
CLASS XBNFGRP XSEX;
VAR H02056 H02076;
WEIGHT CWRWT;
TABLE (H02056 H02076)*MEAN, /* Row Dimension */
      XBNFGRP*(XSEX ALL) ALL; /* Column Dimension */
TITLE "Table III-1";
TITLE2' Constructed Beneficiary Group by Gender for Region 3';
RUN;

```

Key **Home** and type the command **SUBMIT** on the Command Line. **Submit** instructs the SAS system to process the commands written in the Program Editor. Your screen should resemble the following.

```

SAS - [Program Editor - TABLEIII.1.sas]
File Edit View Tools Run Solutions Window Help
Command ==> SUBMIT
00001 OPTIONS PS=79 LS=95;
00002 LIBNAME IN 'E:\DOD\Q4_2002\DATA\AFINAL';
00003 LIBNAME LIBRARY 'E:\DOD\Q4_2002\DATA\AFINAL\FMTLIB';
00004 PROC TABULATE DATA=IN.HCS024_1;
00005 WHERE XREGION = 3; /* limit to Region 3 */
00006 CLASS XBNFGRP XSEX;
00007 VAR H02056 H02076;
00008 WEIGHT CWRWT;
00009 TABLE ( H02056 H02076)*MEAN, /* Row Dimension */
00010         XBNFGRP*(XSEX ALL) ALL; /* Column Dimension */
00011 title 'Table III.1';
00012 TITLE2 'Constructed Beneficiary Group by Gender for Region 3';
00013 RUN;
00014
00015
00016
00017
00018
00019
00020
00021
00022
00023

```

Enter the Submit command, and the SAS statements disappear from the Program Editor. If a table is successfully produced, the Output window will open and the table will be displayed. If no output is produced, then SAS has encountered an error. SAS statements about the error can be seen and evaluated in the Log window. In all cases, the Log window should be carefully examined after SAS statements are processed. SAS may produce a table even if there are errors in the program, so the table may not be correct.

No table was produced for this run. The error is indicated in the Log Window as shown below.


```

SAS - [Log - (Untitled)]
File Edit View Tools Solutions Window Help
Command ==>
141 OPTIONS PS=79 LS=95;
142 LIBNAME IN 'E:\DOD\Q4_2002\DATA\AFINAL';
NOTE: Libref IN was successfully assigned as follows:
      Engine:          U6
      Physical Name:   E:\DOD\Q4_2002\DATA\AFINAL
143 LIBNAME LIBRARY 'E:\DOD\Q4_2002\DATA\AFINAL\FMTLIB';
NOTE: Libref LIBRARY was successfully assigned as follows:
      Engine:          U6
      Physical Name:   E:\DOD\Q4_2002\DATA\AFINAL\FMTLIB
144 PROC TABULATE DATA=IN.HCS024.1;
145 WHERE XREGION = 3; /* limit to Region 3 */
146 CLASS XBNFGRP XSEXA;
147 VAR H02056 H02076;
148 WEIGHT CWRWT;
ERROR: Variable CWRWT not found.
149 TABLE ( H02056 H02076)*MEAN, /* Row Dimension */
150         XBNFGRP*(XSEXA ALL) ALL; /* Column Dimension */
151 title 'Table III.1';
152 TITLE2 'Constructed Beneficiary Group by Gender for Region 3';
153 RUN;

NOTE: The SAS System stopped processing this step because of errors.
NOTE: PROCEDURE TABULATE used:
  
```

The variable CWRWT was not found in the dataset. Type **Pgm** on the Command line to return to the Program Editor. Type **Recall** on the Command line and the program statements will reappear in the window.

You can correct the error by entering WRWT, the correct variable name, in the weight statement. Then, rerunning the procedure.

The corrected program produces the following output.

		Constructed Beneficiary Group			
		Active Duty			Family of
		Male or Female - R		All	Male or Fe
		Male	Female		Male
Rating of all experience with hlth plan	Mean	6.82	6.81	6.82	7.23
In gnr1, how would you rate overall hlth	Mean	3.74	3.55	3.70	3.96

The result of this process is Table III.1.

Note that the TITLE statement defines the heading for each page. Titles of more than one line are entered as TITLE, TITLE2, etc.

Using Formats

The format library is the key to interpreting values of discrete variables. For example, in the program above, the format library found at E:\DoD\Q4_2002\DATA\AFINAL\FMTLIB indicates that a Value of 1 for XSEXA means male, and a value of 2 for XSEXA means female. Similarly, if XBNFGRP equals 1, the respondent is active duty; if XBNFGRP equals 2, the respondent is a family member of active duty personnel; if XBNFGRP equals 3, the respondent is an under-65 retiree or a survivor or one of their family members; if XBNFGRP equals 4, the respondent is a 65-or-over retiree, survivor, or one of their family members.

Since formats are associated with the variables in the HCSDB, formatting is automatic as long as SAS can locate the format library. Error messages will result if the LIBNAME LIBRARY statement is not present. If the format library is not available for some reason, use the statement

FORMAT _ALL_;

within the PROC TABULATE to prevent SAS from searching for the missing format library. The default formats in the format library were used to produce the table described in the previous section.

Table Appearance

Format modifiers and temporary labels improve the appearance of a table. In Table III.1, the values of the statistics are of the form x.xx. If each cell is defined to be six positions wide with two positions to the right of the decimal, there is adequate space plus some extra room to keep the table from looking crowded. This is done by crossing the statistic with the format modifier:

MEAN*F=6.2

Labels are attached to all variables in the HCSDB. You can use temporary labels to override the label within the SAS dataset. It is not always necessary to use both the variable label and the formatted values for each value of a class variable. In the previous example, the formatted values of XBNFGRP are active duty, family members of active duty, etc. which we know to be beneficiary groups; the title also tells you that these are beneficiary groups. The table can be made attractive by deleting the heading for XBNFGRP by including a blank for the temporary label:

XBNFGRP= ' '

Similarly, because the statistic being reported here is a mean, you do not need MEAN on each row. You can add or eliminate a label and include a format modifier to the same variable:

MEAN= '*F=6.2

The headings for XSEXA and ALL can be improved:

XSEXA='Gender'

ALL='Group Total' for the ALL that is crossed with XBNFGRP

ALL='Total' for the Region 3 total

Table III.1
Constructed Beneficiary Group by Gender for Region 3

		Constructed Beneficiary Group				
		Active Duty			Family of Active	
		Male or Female - R		ALL	Male or Female - R	
		Male	Female		Male	Female
Rating of all experience with hlth plan	MEAN	6.82	6.81	6.82	7.23	6.98
In gnrl, how would you rate overall hlth	MEAN	3.74	3.55	3.70	3.96	3.63

(CONTINUED)

Table III.1
Constructed Beneficiary Group by Gender for Region 3

		Constructed Beneficiary Group				
		Family of Active	Ret/Surv/Fam <65			Ret/Surv/Fam 65+
			Male or Female - R		ALL	Male or Female - R
			ALL	Male		Female
Rating of all experience with hlth plan	MEAN	6.99	7.53	7.91	7.72	8.71
In gnrl, how would you rate overall hlth	MEAN	3.64	3.42	3.42	3.42	3.06

(CONTINUED)

Table III.1
Constructed Beneficiary Group by Gender for Region 3

		Constructed Beneficiary Group		
		Ret/Surv/Fam 65+		
		Male or Female - R	ALL	ALL
		Female		
Rating of all experience with hlth plan	MEAN	8.65	8.68	7.76
In gnrl, how would you rate overall hlth	MEAN	3.15	3.10	3.40

The new program looks like this:

```

OPTIONS PS=79 LS=95;
LIBNAME IN 'E:\DOD\Q4_2002\DATA\AFINAL';
LIBNAME LIBRARY 'E:\DOD\Q4_2002\DATA\AFINAL\FMTLIB';
PROC TABULATE DATA=IN.HCS024_1;
WHERE XREGION = 3; /* limit to Region 3 */
CLASS XBNFGRP XSEXa;
VAR H02056 H02076;
WEIGHT WRWT;
TABLE (H02056 H02076)*MEAN= ' *F=6.2, /* Row Dimension */
      /* Column Dimension */
      XBNFGRP= ' *(XSEXa='Gender' ALL='Group Total')
      ALL='Total';

TITLE "Table III.2";
TITLE2 'Constructed Beneficiary Group by Gender for Region 3';
RUN;

```

Typing these statements into the Program Window produces the following screen.

```

SAS - [Program Editor - TABLEIII.2.sas]
File Edit View Tools Run Solutions Window Help
Command ==> SUBMIT
00001 OPTIONS PS=79 LS=95;
00002 LIBNAME IN 'E:\DOD\Q4_2002\DATA\AFINAL';
00003 LIBNAME LIBRARY 'E:\DOD\Q4_2002\DATA\AFINAL\FMTLIB';
00004 PROC TABULATE DATA=IN.HCS024_1;
00005 WHERE XREGION = 3; /* limit to Region 3 */
00006 CLASS XBNFGRP XSEXa;
00007 VAR H02056 H02076;
00008 WEIGHT WRWT;
00009 TABLE ( H02056 H02076)*MEAN, /* Row Dimension */
00010 /* Column Dimension */
00011 XBNFGRP= ' *(XSEXa='Gender' ALL='Group Total')
00012 ALL='Total';
00013 title 'Table III.2';
00014 TITLE2 'Constructed Beneficiary Group by Gender for Region 3';
00015 RUN;
00016
00017
00018
00019
00020
00021
00022
00023

```

After the **Submit** command is entered, the following table is displayed in the Output window.

Command ==>

Table III.2
Constructed Beneficiary Group by Gender for Region 3

	Mean	Active Duty			Family of
		Gender		Group Total	Gen
		Male	Female		Male
Rating of all experience with hlth plan		6.82	6.81	6.82	7.23
In gnrl, how would you rate ovrall hlth		3.74	3.55	3.70	3.96

The resulting output is in Table III.2.

Table III.2
Constructed Beneficiary Group by Gender for Region 3

	Active Duty			Family of Active			Ret/Surv/Fam <65		
	Gender		Group Total	Gender		Group Total	Gender		Group Total
	Male	Female		Male	Female		Male	Female	
Rating of all experience with hlth plan	6.82	6.81	6.82	7.23	6.98	6.99	7.53	7.91	7.72
In gnrl, how would you rate ovrall hlth	3.74	3.55	3.70	3.96	3.63	3.64	3.42	3.42	3.42

(CONTINUED)

Table III.2
Constructed Beneficiary Group by Gender for Region 3

	Ret/Surv/Fam 65+			Total
	Gender		Group Total	
	Male	Female		
Rating of all experience with hlth plan	8.71	8.65	8.68	7.76
In gnrl, how would you rate ovrall hlth	3.06	3.15	3.10	3.40

Although the label for MEAN is deleted, there is still a space in the table for this label. You can eliminate this blank space by using the TABLE option of ROW=FLOAT. SAS row headings are automatically

allocated; you can override this by using the TABLE option of RTS=n where n is an integer value specifying the number of print positions to be used for row headings. If you decide that we don't need the label 'Gender' for XSEXa because 'male' and 'female' are self-explanatory, the revised program is as follows:

```

OPTIONS PS=79 LS=95;
LIBNAME IN 'E:\DoD\Q4_2002\DATA\AFINAL';
LIBNAME LIBRARY 'E:\DoD\Q4_2002\DATA\AFINAL\FMTLIB';
PROC TABULATE DATA=IN.HCS024_1;
WHERE XREGION = 3; /* limit to Region 3 */
CLASS XBNFGRP XSEXa;
VAR H02056 H02076;
WEIGHT WRWT;
TABLE (H02056 H02076)*MEAN= ' *F=6.2, /* Row Dimension */
/* Column Dimension */
XBNFGRP= ' *(XSEXa= ' ALL='Group Total')
ALL='Total' / ROW=FLOAT RTS=32;
Title "Table III.3";

```

```

TITLE2' Constructed Beneficiary Group by Gender for Region 3';
RUN;

```

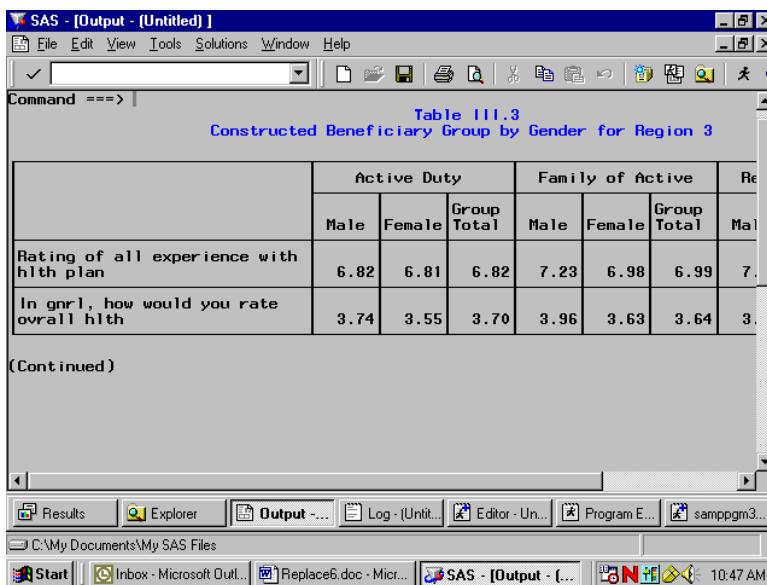
Typed into the Program Window, the revised program appears as follows.

```

SAS - [Program Editor - TABLEIII.3.sas]
File Edit View Tools Run Solutions Window Help
Command ==> SUBMIT
00001 OPTIONS PS=79 LS=95;
00002 LIBNAME IN 'E:\DOD\Q4_2002\DATA\AFINAL';
00003 LIBNAME LIBRARY 'E:\DOD\Q4_2002\DATA\AFINAL\FMTLIB';
00004 PROC TABULATE DATA=IN.HCS024_1;
00005 WHERE XREGION = 3; /* limit to Region 3 */
00006 CLASS XBNFGRP XSEXa;
00007 VAR H02056 H02076;
00008 WEIGHT WRWT;
00009 TABLE ( H02056 H02076)*MEAN= ' *F=6.2, /* Row Dimension */
00010 /* Column Dimension */
00011 XBNFGRP= ' *(XSEXa= ' ALL='Group Total')
00012 ALL='Total' /ROW=FLOAT RTS=32;
00013 title 'Table III.3';
00014 TITLE2 'Constructed Beneficiary Group by Gender for Region 3';
00015 RUN;
00016
00017
00018
00019
00020
00021
00022
00023

```

The output table is displayed in the Output Window as follows.



The result is Table III.3.

Table III.3
Constructed Beneficiary Group by Gender for Region 3

	Active Duty			Family of Active			Ret/Surv/Fam <65	
	Male	Female	Group Total	Male	Female	Group Total	Male	Female
Rating of all experience with hlth plan	6.82	6.81	6.82	7.23	6.98	6.99	7.53	7.91
In gnrl, how would you rate overall hlth	3.74	3.55	3.70	3.96	3.63	3.64	3.42	3.42

(CONTINUED)

Table III.3
Constructed Beneficiary Group by Gender for Region 3

	Ret/S- urv/F- am <65	Ret/Surv/Fam 65+			Total
	Group Total	Male	Female	Group Total	
Rating of all experience with hlth plan	7.72	8.71	8.65	8.68	7.76
In gnrl, how would you rate overall hlth	3.42	3.06	3.15	3.10	3.40

Calculating Percents

When calculating percentages, it is necessary to appropriately define the denominator. To calculate a column percentage, the denominator definition must include all *class* variables that define the *row*. For example, if you want to look at the percentage of people in your region and each of the catchment areas who answered yes (or no) to question 17, 'In the last 12 months, did you see a specialist?', your TABLE statement in the TABULATE procedure would look like this:

WHERE XREGION = 6;

TABLE H02017 ALL='Total',

(All='Region Total' CACSMPL)*PCTN<H02017 ALL>='Percent';

Table III.4 includes a program and its output for calculating column percentages. The program statements in the Program Editor appear as follows.

```

SAS - [Program Editor - TABLEIII.4.sas]
File Edit View Tools Run Solutions Window Help
Command ==> SUBMIT
00001 OPTIONS PS=79 LS=95 nonumber nodate;
00002 LIBNAME IN 'E:\DOD\Q4_2002\DATA\AFINAL';
00003 LIBNAME LIBRARY 'E:\DOD\Q4_2002\DATA\AFINAL\FMTLIB';
00004 PROC TABULATE DATA=IN.HCS024_1;
00005 WHERE XREGION = 6; /* Limit to Region 6 */
00006 CLASS H02017 CACSMPL;
00007 WEIGHT WRWT;
00008 TABLE H02017 ALL='Total',
00009     (ALL='Region Total' CACSMPL=' ')*
00010     (N='*'*F=5.0 PCTN<H02017 ALL>='%'*F=6.2)
00011     /RTS=25;
00012 title 'Table III.4';
00013 TITLE2 'People Who Saw a Specialist in the Last 12 Months';
00014 TITLE3 'for Region 6 Catchment Areas';
00015 RUN;
00016
00017
00018
00019
00020
00021
00022
00023
    
```

The submitted statements produce the following output.

Table III.4
People Who Saw a Specialist in the Last 12 Months
for Region 6 Catchment Areas

	Region Total		Little Rock AFB		Barksdale AFB		Ft. Polk	
	#	%	#	%	#	%	#	%
In 1st yr:did you see a specialist								
Yes	890	57.27	49	48.04	37	43.53	57	60.64
No	664	42.73	53	51.96	48	56.47	37	39.36
Total	1554	100.00	102	100.00	85	100.00	94	100.00

(Continued)

Table III.4
People Who Saw a Specialist in the Last 12 Months
for Region 6 Catchment Areas

	Region Total		Little Rock AFB		Barksdale AFB		Ft. Polk		Tinker AFB	
	#	%	#	%	#	%	#	%	#	%
In lst yr:did you see a specialist										
Yes	890	57.27	49	48.04	37	43.53	57	60.64	59	48.76
No	664	42.73	53	51.96	48	56.47	37	39.36	62	51.24
Total	1554	100.00	102	100.00	85	100.00	94	100.00	121	100.00

(CONTINUED)

Table III.4
People Who Saw a Specialist in the Last 12 Months
for Region 6 Catchment Areas

	Ft. Sill		Brooke AMC-Ft. Sam Houston		Ft. Hood		Dyess AFB		Laughlin AFB/Sheppard AFB	
	#	%	#	%	#	%	#	%	#	%
In lst yr:did you see a specialist										
Yes	56	54.90	90	62.07	66	49.62	57	54.81	46	50.55
No	46	45.10	55	37.93	67	50.38	47	45.19	45	49.45
Total	102	100.00	145	100.00	133	100.00	104	100.00	91	100.00

(CONTINUED)

Table III.4
People Who Saw a Specialist in the Last 12 Months
for Region 6 Catchment Areas

	Lackland AFB		NH Corpus Christi		Randolph AFB		Out/Area-Reg 6	
	#	%	#	%	#	%	#	%
In lst yr:did you see a specialist								
Yes	77	64.17	58	58.00	64	64.00	174	67.70
No	43	35.83	42	42.00	36	36.00	83	32.30
Total	120	100.00	100	100.00	100	100.00	257	100.00

The statistic N is included with PCTN to make it easier to verify that the denominator definitions have been set up properly. After you check to see that the percentages are accurate, the N statistic can be removed. Note that the output for Table III.4 is unweighted. The N statistic (and PCTN statistic) is always unweighted even if a WEIGHT statement is included.

Similarly, if you want to look at the percentage of TRICARE enrollees (and non-enrollees) by gender who answered yes to question 17, this would be a row percentage. To calculate a row percentage, the denominator definition must include all *class* variables that define the *column*. Your TABLE statement would look like this:

**TABLE H02017 ALL='Total',
XENRLLMT *(XSEXA=' ' All='Group Total')***

PCTN<XENRLLMT*XSEXA XENRLLMT*ALL>='Percent';

Notice that there are no parentheses used in the denominator definition. Because parenthetical groupings are not allowed in the denominator definition, all crossings and concatenations must be included. As noted above, the N and PCTN statistic are unweighted counts of CLASS variables. If you want to produce a weighted count and percentage for this table, you would include WRWT (the 2002 weight variable) as an analysis variable in the VAR statement and in the column crossing of the TABLE statement; the statistics to be generated should be specified as SUM and PCTSUM. A program and output to demonstrate weighted row percentages appears in Table III.5.

The following screen shows the new program typed into the Program Editor.

```

SAS - [Program Editor - TABLEIII.5.sas]
File Edit View Tools Run Solutions Window Help
Command ==> SUBMIT
00001 OPTIONS PS=79 LS=95;
00002 LIBNAME IN 'E:\DOD\Q4_2002\DATA\AFINAL';
00003 LIBNAME LIBRARY 'E:\DOD\Q4_2002\DATA\AFINAL\FMTLIB';
00004 PROC TABULATE DATA=IN.HCS024_1;
00005 WHERE XREGION = 6;
00006 CLASS H02017 XENRLLMT XSEX;
00007 VAR WRWT;
00008 TABLE H02017 ALL='Total';
00009 XENRLLMT='*(XSEX=; ALL='Group Total')*WRWT='*
00010 (sum='*F=6.0 PCTsum<XENRLLMT*XSEX XENRLLMT*ALL>='*F=5.2)
00011 /RTS=16;
00012 TITLE 'Table III.5';
00013 TITLE2 'People Who Saw a Specialist in the Last 12 Months';
00014 TITLE3 'by TRICARE Prime Enrollment and Gender';
00015 TITLE4 'Region 6 Only';
00016 RUN;
00017
00018
00019
00020
00021
00022
00023
    
```

These commands produce the following output.

Table III.5
People Who Saw a Specialist in the Last 12 Months
by TRICARE Prime Enrollment and Gender
Region 6 Only

	Active Duty - under 65						Enrolled - unc				
	Male		Female		Group Total		Male		Female		
	#	%	#	%	#	%	#	%	#	%	
In 1st yr:did you see a specialist											
Yes	56997	11.73	20254	4.17	77251	15.90	34325	7.06	88427	18.84	
No	87070	27.61	17511	5.55	104582	33.16	20463	6.49	64028	20.42	
Total	144067	17.98	37766	4.71	181833	22.69	54788	6.84	152455	19.42	

Here, as above, the SUM statistic is included to help determine the accuracy of the denominator definition.

Additional information about running SAS is available from the SAS Institute. Please consult the appropriate manuals for more detailed information.

See Table III.5 to view the entire table.

Table III.5
People Who Saw a Specialist in the Last 12 Months
by TRICARE Prime Enrollment and Gender
Region 6 Only

	Active Duty - under 65						Enrolled - under 65					
	Male		Female		Group Total		Male		Female		Group Total	
	#	%	#	%	#	%	#	%	#	%	#	
In 1st yr:did you see a specialist												
Yes	56997	11.73	20254	4.17	77251	15.90	34325	7.06	88427	18.20	122752	
No	87070	27.61	17511	5.55	104582	33.16	20463	6.49	64028	20.30	84491	
Total	144067	17.98	37766	4.71	181833	22.69	54788	6.84	152455	19.03	207242	

(CONTINUED)

Table III.5
People Who Saw a Specialist in the Last 12 Months
by TRICARE Prime Enrollment and Gender
Region 6 Only

	Enrolled under 65 Group Total	Not enrolled - under 65						Not enrolled - 65 or over				
		Male		Female		Group Total		Male		Female		
		%	#	%	#	%	#	%	#	%	#	
In 1st yr:did you see a specialist												
Yes	25.26	51479	10.59	57998	11.94	109477	22.53	90086	18.54	86348	17.77	
No	26.79	39435	12.50	37057	11.75	76492	24.25	15655	4.96	34146	10.83	
Total	25.86	90914	11.35	95055	11.86	185968	23.21	105741	13.20	120494	15.04	

(CONTINUED)

Table III.5
People Who Saw a Specialist in the Last 12 Months
by TRICARE Prime Enrollment and Gender
Region 6 Only

	Not enrolled 65 or over	
	Group Total	
	#	%
In 1st yr:did you see a specialist		
Yes	176434	36.31
No	49801	15.79
Total	226235	28.23

How to Make a Table Using SPSS

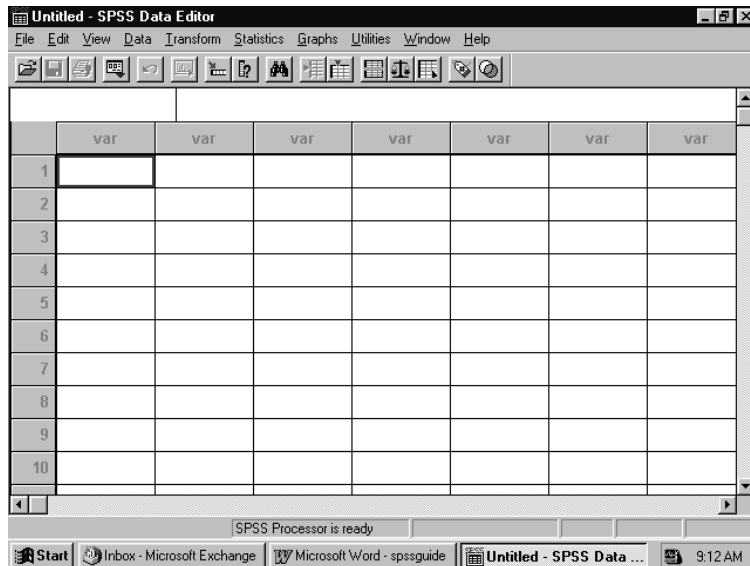
The 2002 Adult HCSDDB dataset is in an SPSS format. SPSS is a computer software system used for data management, summarization, and analysis. SPSS can be run interactively, using menus, or in batch mode, using syntax commands. This guide instructs users on how to use SPSS dialog boxes to:

- Construct new variables
- Recode existing variables
- Select cases for analysis
- Weight cases for analysis
- Create customized tables

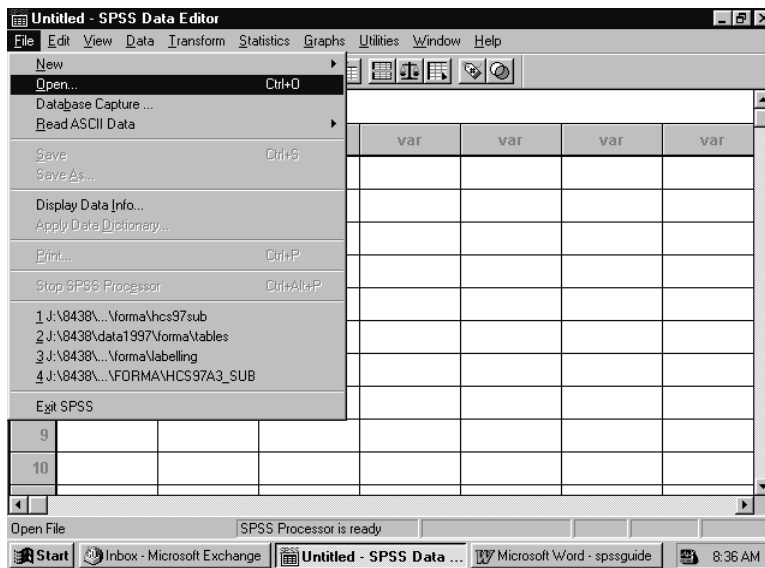
As you use the dialog boxes, you generate syntax automatically. This syntax may be pasted into a syntax file for future use or for modification.

Locating and opening the data file

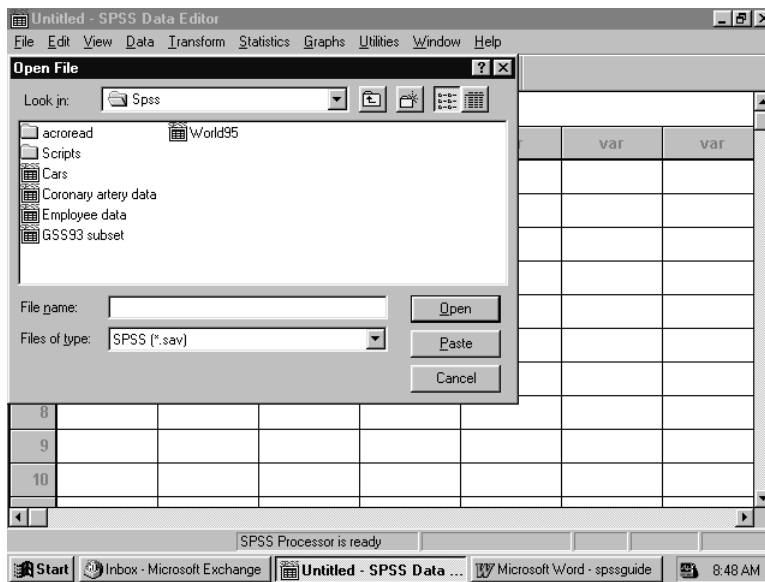
To begin an SPSS session, double click on the SPSS icon on your desktop. The Data Editor window will open and present a blank spreadsheet like the following screen:



Click on File in the upper left corner to open the following menu:



Select the **Open** option or choose a file from the list displayed. **Open** produces the following screen:



If the file is not in this directory, navigate through your folders until you locate it. Mark the file and click **Open**. You will be returned to the spreadsheet Data Editor with the file on view. The 2002 Adult HCSDB dataset has been opened and is displayed below.

	mprid	svcsmpl	sexsmpl	stratum	cacsmp	enbgsmp	mpcsmpl
1	05831029	1.00	2.00	0060903	0609	04	1.00
2	05854927	1.00	2.00	0006103	0061	04	2.00
3	05862356	1.00	2.00	0006103	0061	04	1.00
4	05866976	1.00	2.00	0006103	0061	04	2.00
5	05904089	1.00	2.00	0006103	0061	04	1.00
6	05944351	1.00	1.00	0006103	0061	04	1.00
7	05949909	4.00	2.00	0012003	0120	04	2.00
8	05958684	2.00	2.00	0003803	0038	04	1.00
9	05971054	4.00	2.00	0012003	0120	04	2.00
10	05979750	1.00	2.00	0004803	0048	04	2.00

Constructing new variables

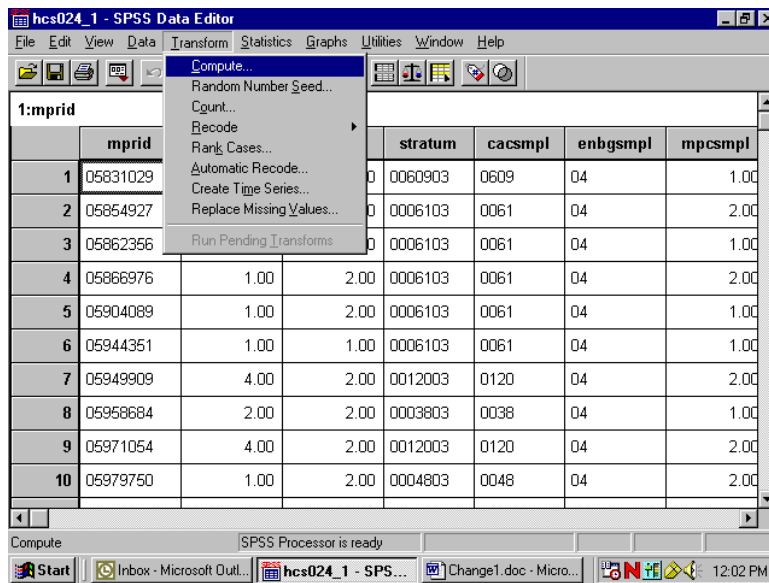
Data can be evaluated from many different aspects. It is sometimes useful to build new variables from combinations of the existing ones and to examine their distributions.

For example, the variable in the file for beneficiary group at the time of sampling is called *xbnfgrp*, and the variable for sex is *xsexa*. The value 1 for *xbnfgrp* indicates that the individual is on active duty. The relationships for constructing a new variable of active duty by sex are:

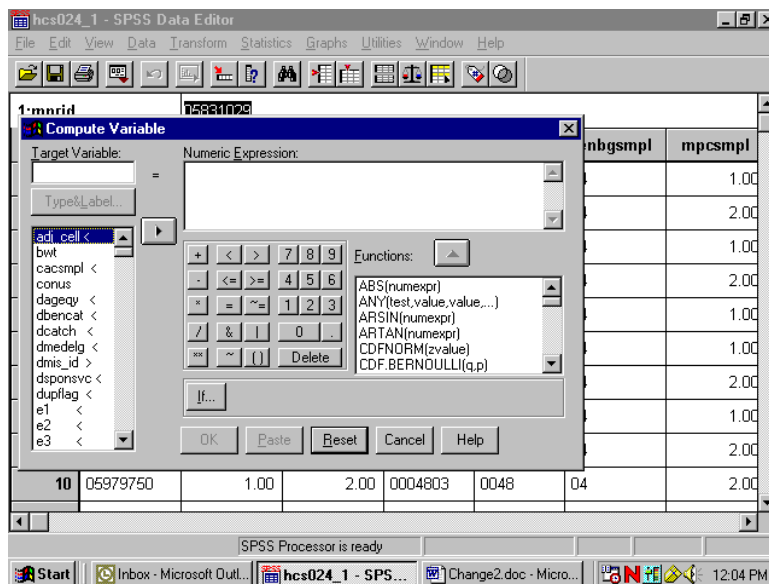
Active-duty-males: ***xsexa=1 and XBNFGRP=1***

Active-duty-females: ***xsexa=2 and XBNFGRP=1***

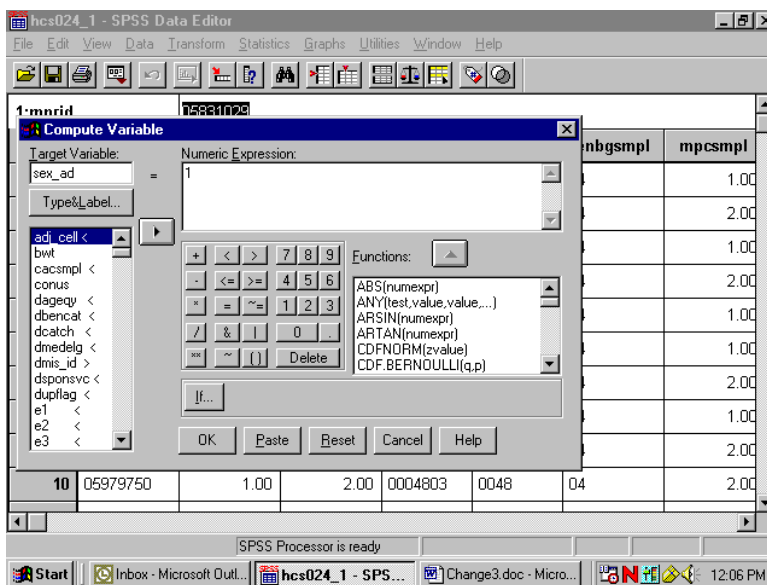
Open the Transform menu and select Compute as in the following:



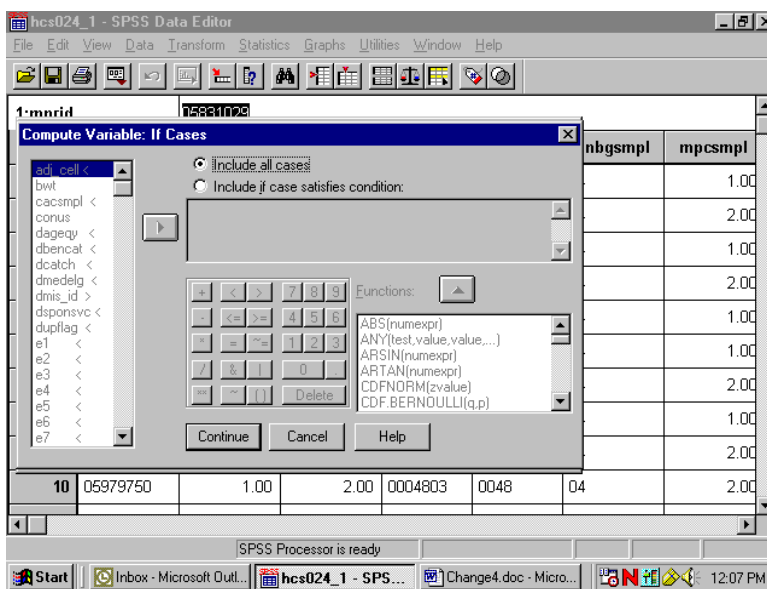
The following dialog box will open:



You can build the new variable in two steps to express the two conditions. The first task is to give the new variable a name and its first value. Enter the Target Variable slot and name the new variable sex_ad. Next, assign the value 1 to sex_ad by entering it into the slot for Numeric Expression. Your screen should look like the following:

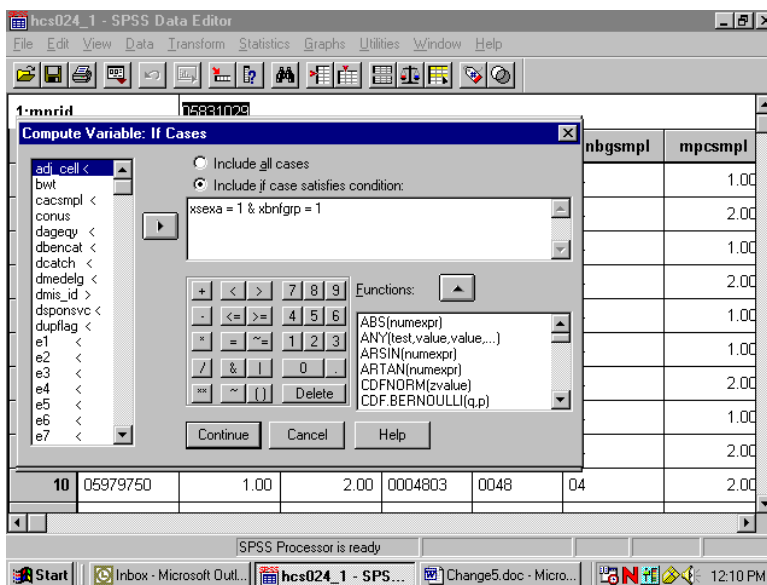


Once you we have assigned the value 1 to sex_ad, you can build the condition that qualifies the assignment. Click on If..and open the following dialog box:

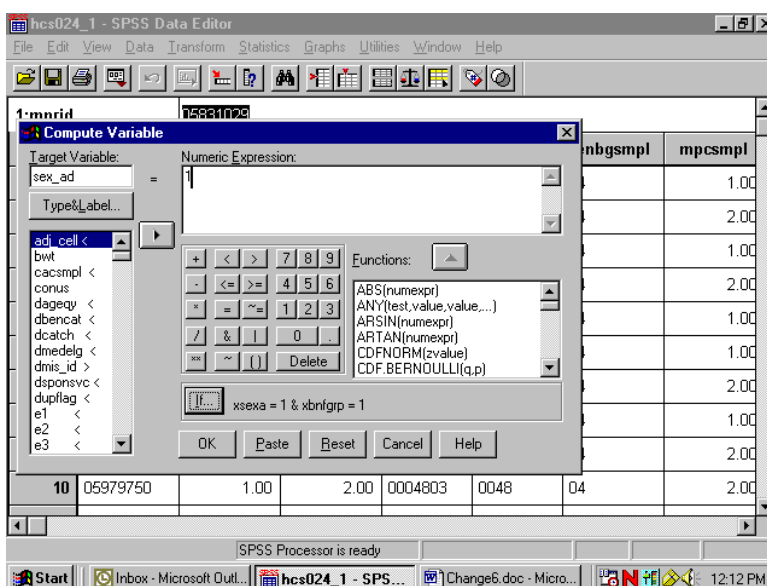


Click on the circle indicating Include if case satisfies condition, and the black dot will move to that circle. The slot underneath will open, ready for your input. Build the "if" condition. Write it directly into the slot or move the elements into the slot from the given options. Add the elements xsexa = 1 & xbnfgrp = 1.

The screen should resemble the following:



Click on Continue and return to the previous screen, which will now look like this:



Your condition will be written next to the If button. Click on OK to exit the dialog box, and the variable sex_ad will be created with its value set to 1.

The next step is to build the second condition for the new variable, which will set it to the value 2. Reopen the Compute dialog box. The commands you just gave still appear in the dialog box. Simply assign the value 2 to sex_ad, press If, and enter the new condition to identify active duty females. Click Continue, and finish with OK. The condition, if xsexa = 2 and xbnfgrp = 1, will be added to the new variable sex_ad.

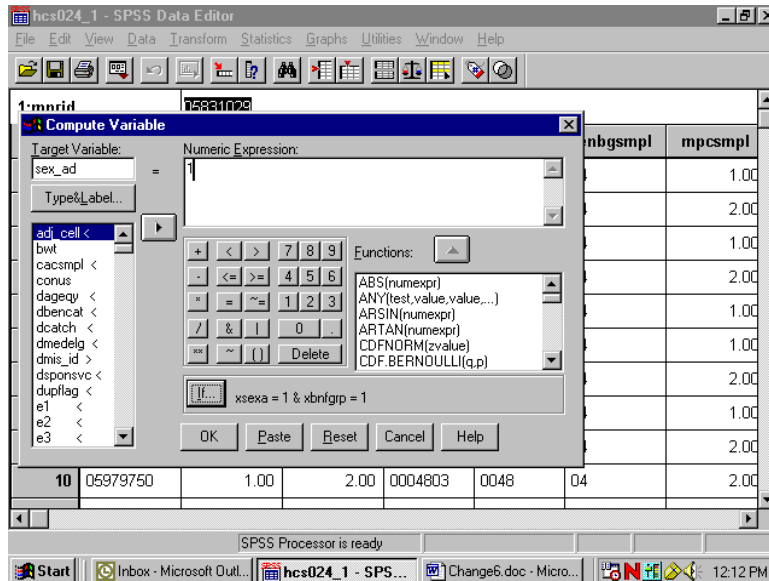
Once you have created a new variable, you may want to add it permanently to the dataset. The new variable is computed for each case in the file and added to the view in the Data Window after the last variable in the dataset. The variable name is the column heading.

Since the HCSDB data set carries Read-Only status to protect it from corruption, changes to it cannot be saved. At the end of the day, when the work session ends and you exit SPSS, the file will revert to its former status and the new variables will be lost. The solution is to save the dataset under a new name when you exit. Choose the Save As option on the File menu, and you will be prompted to name the file and to save it in a folder of your choosing. Give the file a new name and save it. Open the new expanded file anytime for processing.

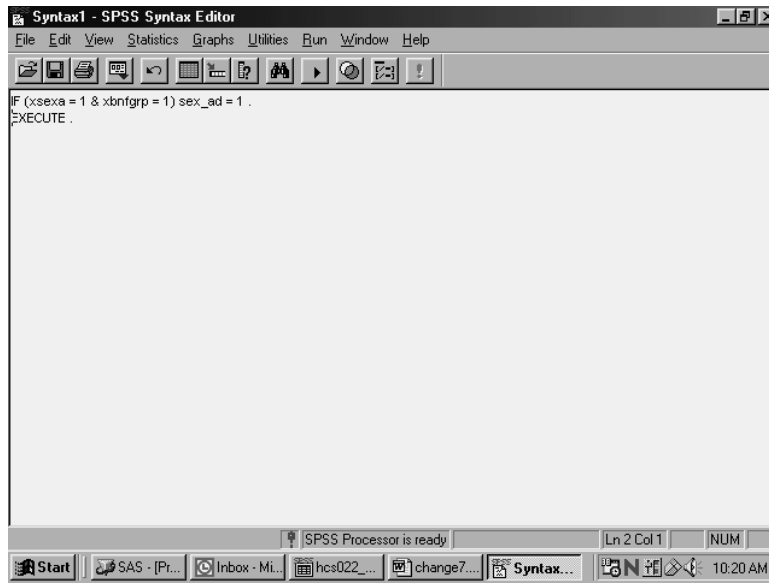
Suppose you do not want to use up your disk space for expanded copies of the dataset. Another option is to save the syntax you have generated in a file that can be run as it is needed. Syntax is a written instruction generated by the commands you give in a dialog box. These “sentences” can be saved in a file and executed when needed. This is the batch mode of processing syntax commands. Syntax files take up very little space.

Experienced SPSS programmers, who have mastered SPSS syntax, often prefer to work only in batch mode. This option is available to users who have not mastered the syntax language. You can paste the commands, generated interactively in the dialog box, onto a syntax file.

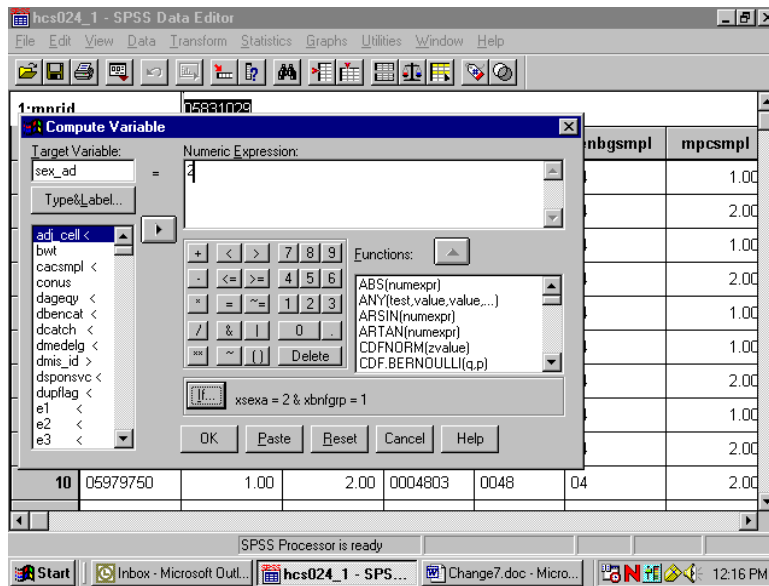
Recall the compute example for the new variable sex_ad. The screen below is the result of assigning 1 to sex_ad according to an If condition. You clicked on OK to set the value. Returning to the screen and clicking on Paste writes the command to a syntax file.



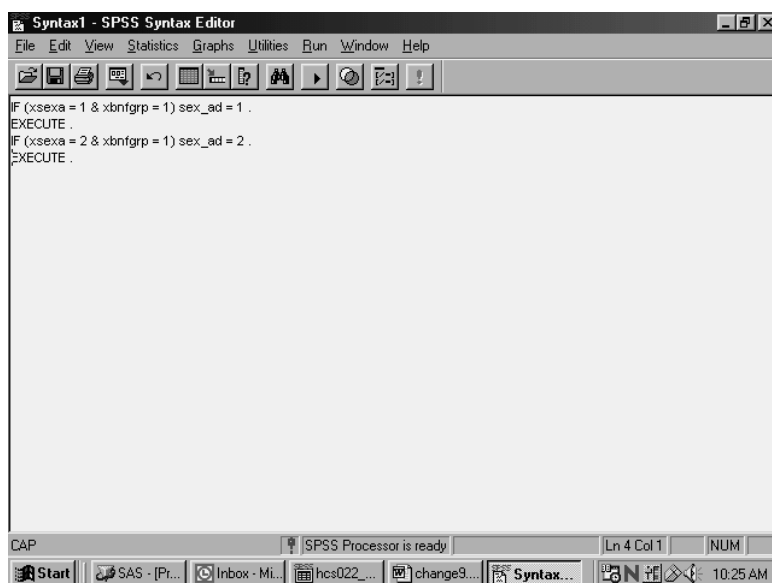
Click on the Paste button, and the syntax window below will open with the syntax written in it.



Now return to the compute dialog box.



Assign the value **2** to **sex_ad** as in the diagram above. Select **Paste**, and these commands will be appended to the syntax file.



The results appear in the screen above. SPSS gives default names to syntax files, such as Syntax1, Syntax2, etc., as they are created. It is a good idea to save the syntax, re-naming the file using the **Save As** option on the **File** menu. Use a name that has some meaning to you, e.g., **New_computes**. The file will automatically receive the suffix **.sps**.

Another option for adding new variables to the dataset is to **Recode** existing variables **into** new variables. A common example involves **grouping** an age variable into age categories as shown below, using the variable **DAGEQY**, which exists on our dataset. **DAGEQY** is coded in years from 18 to 100, which can be grouped into four age categories:

18 to 34 = 1 - label: "young adult"

35 to 49 = 2 - label: "mature adult"

50 to 65 = 3 – label: "middle-age"

66 to 100 = 4 – label: "senior citizen"

The new variable is called **age_grp**.

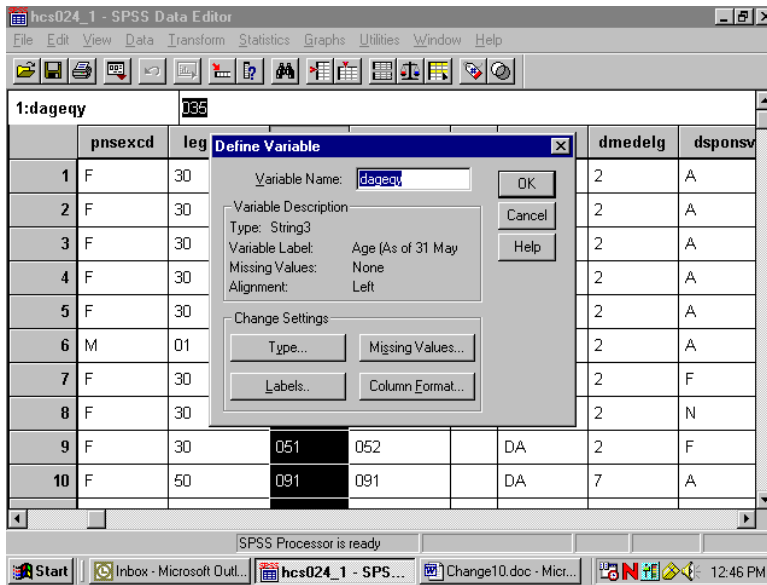
DAGEQY is a string variable. In order for it to be recoded using grouping criteria, it must be converted to a numeric variable. In the data window go to the column for the variable **DAGEQY** and click in the gray area at the top of the column causing the variable to be selected as the following screen indicates.

	pnsxcd	legddscd	dageqy	fieldage	pcm	dbencat	dmedelg	dsponsv
1	F	30	035	036		DA	2	A
2	F	30	034	034		DA	2	A
3	F	30	038	038		DA	2	A
4	F	30	041	041		DGR	2	A
5	F	30	060	060		DGR	2	A
6	M	01	021	021		DA	2	A
7	F	30	044	045		DA	2	F
8	F	30	023	023		DA	2	N
9	F	30	051	052		DA	2	F
10	F	50	091	091		DA	7	A

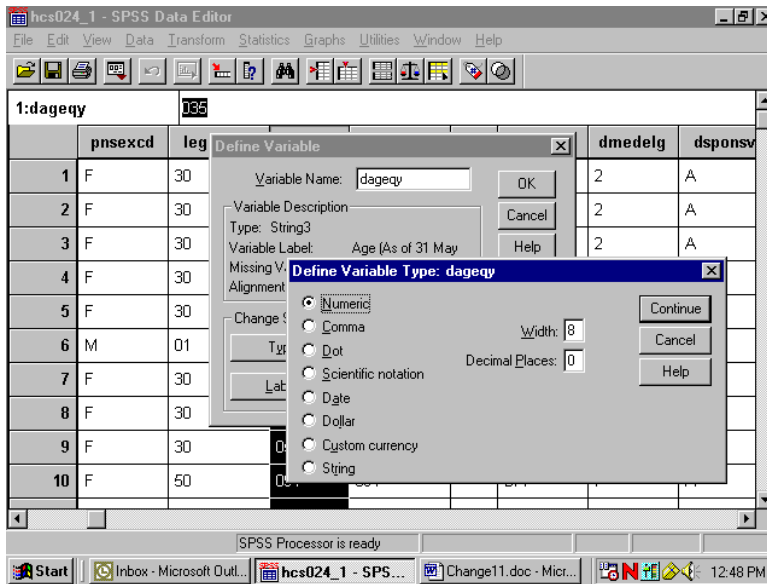
Open the Data menu and select Define Variable as follows:

	pns	dageqy	fieldage	pcm	dbencat	dmedelg	dsponsv
1	F	035	036		DA	2	A
2	F	034	034		DA	2	A
3	F	038	038		DA	2	A
4	F	041	041		DGR	2	A
5	F	060	060		DGR	2	A
6	M	021	021		DA	2	A
7	F	044	045		DA	2	F
8	F	023	023		DA	2	N
9	F	051	052		DA	2	F
10	F	091	091		DA	7	A

The following menu will open.

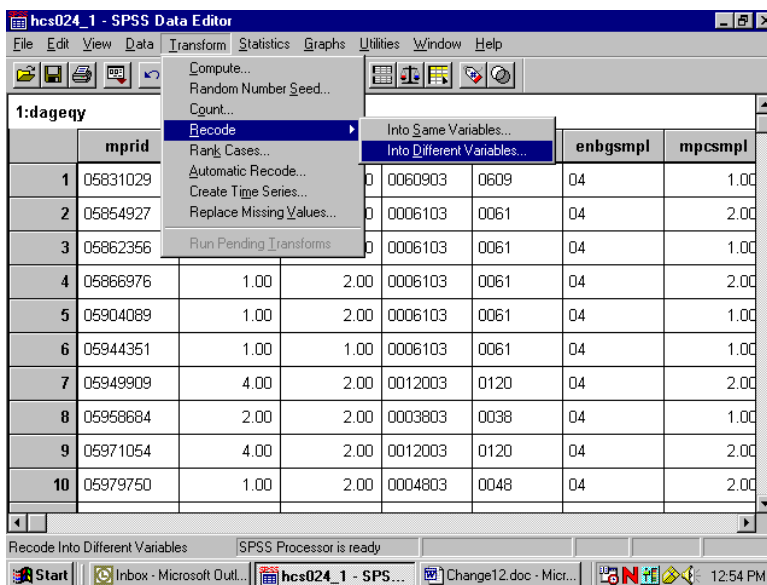


Click on Type and on Numeric, transferring the black dot from String to Numeric as follows:

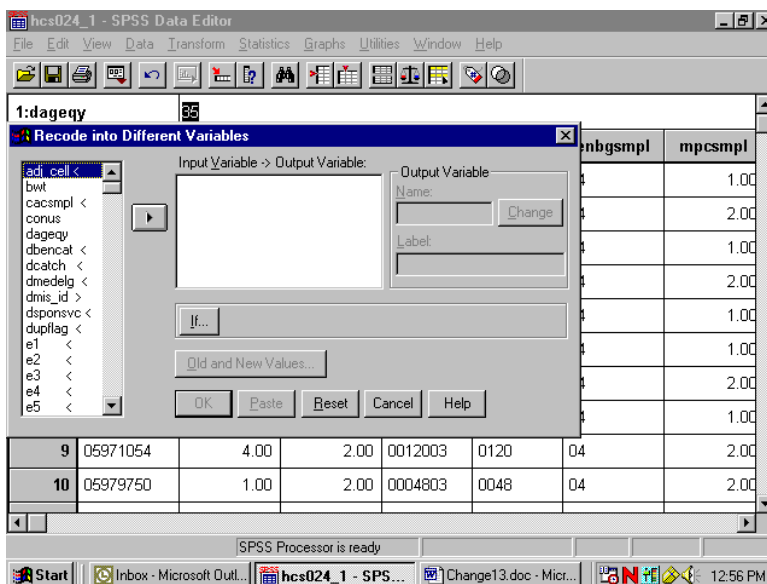


Click on Continue to return to the original screen. Click on OK to set the changes.

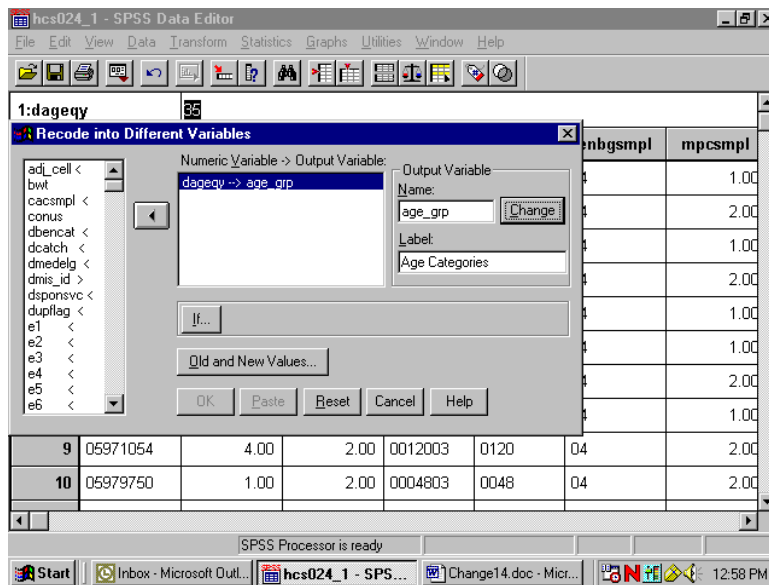
Now from the **Transform** menu, choose **Recode** and **Into Different Variables** as pictured below:



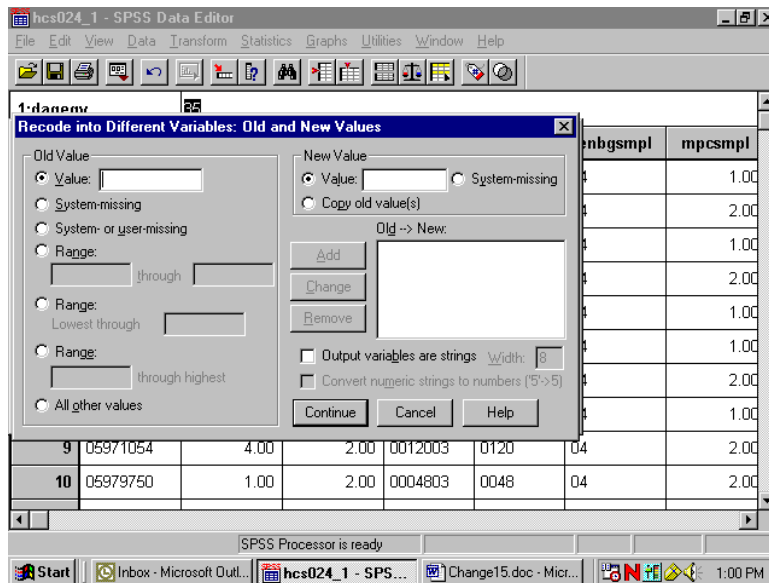
The following dialog box will open:



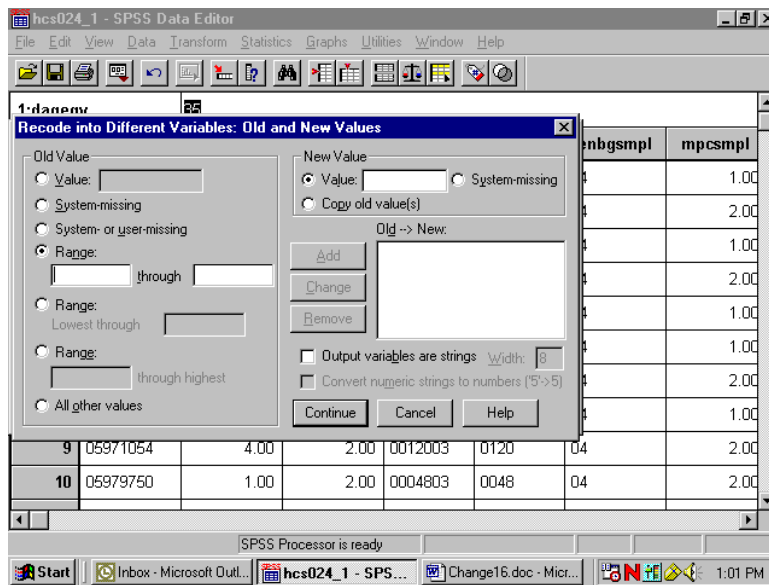
Move **DAGEQY** from the variable list on the left to the box labeled **Input Variable -> Output Variable**. In the **Name** slot, enter the new variable name **age_grp**. Enter **Age Categories**, the variable label, in the **Label** slot. Click on **Change**. The dialog box should look like the one below.



Click on Old and New Values, and the following dialog box will open:

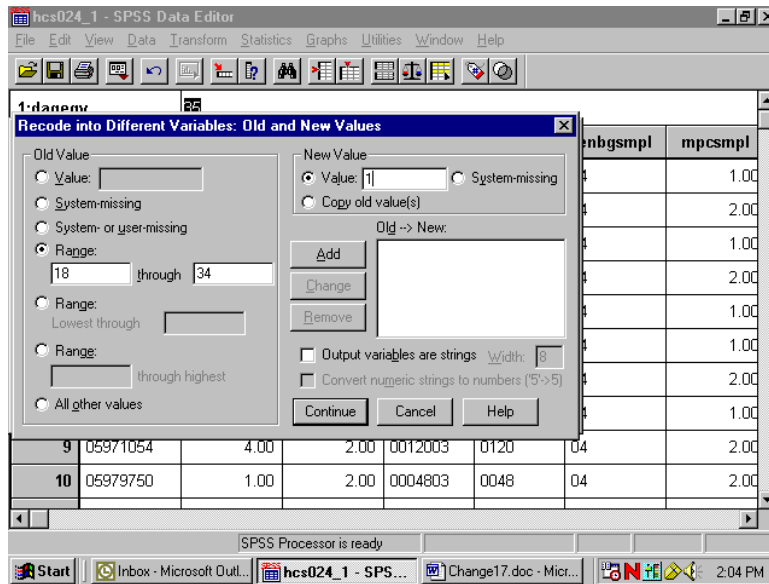


The next step in grouping the age variable is to specify the existing values of **Age** to be recoded. To do this, click on the **Range** circle under **Old Value**.

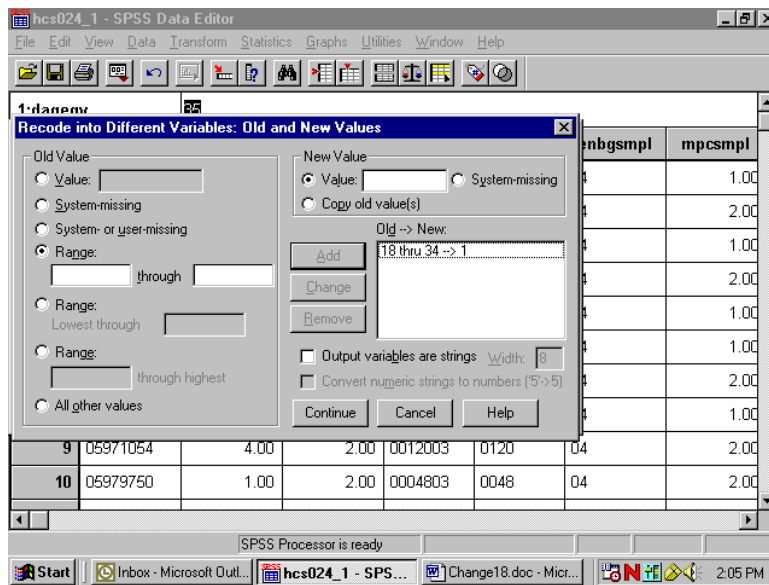


Once the appropriate slots are open, you have four ranges to enter.

First, enter **18 through 34** in the slots provided under **Range**. Next, enter the value **1** in the **Value** slot under **New Value**. **Add** is now illuminated.

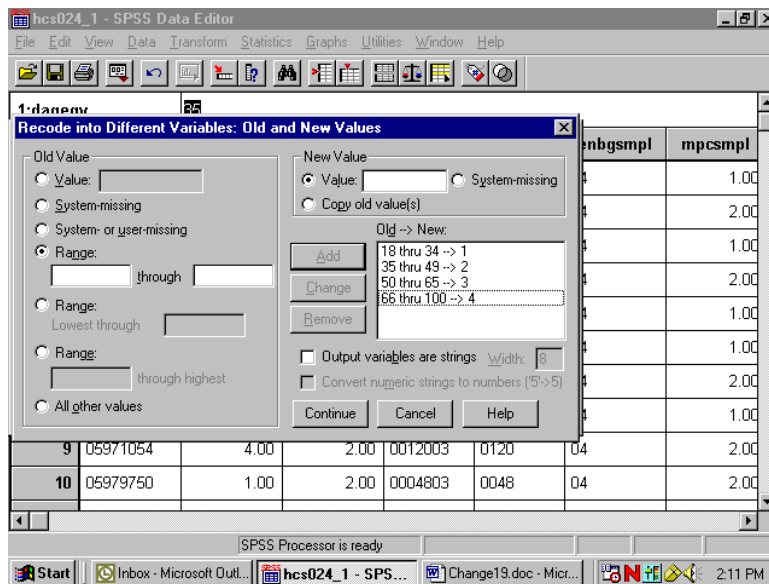


Clicking on Add produces the following result:

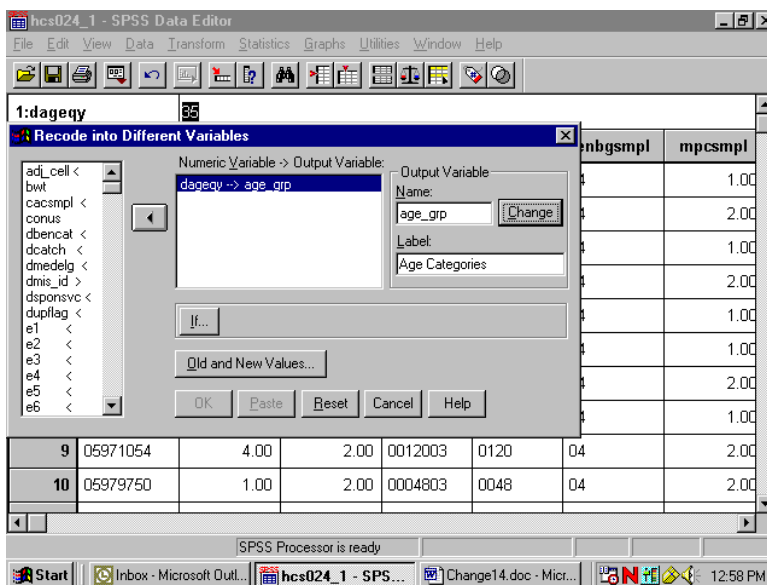


The specified range appears in the box labeled **Old -> New**, and the **Range** and **Value** slots have been cleared to permit additional entries.

The three remaining ranges are built in the same manner, adding each specification, until the dialog box looks like the one below.



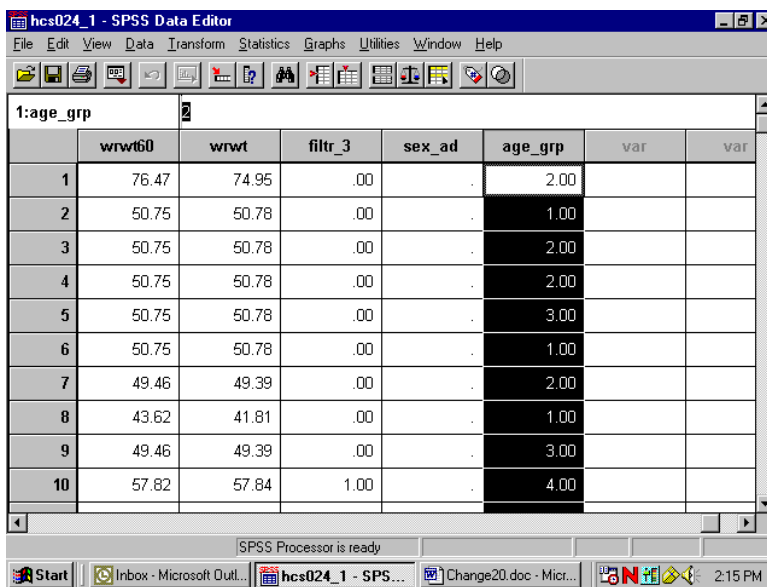
Click on Continue and return to the previous screen.



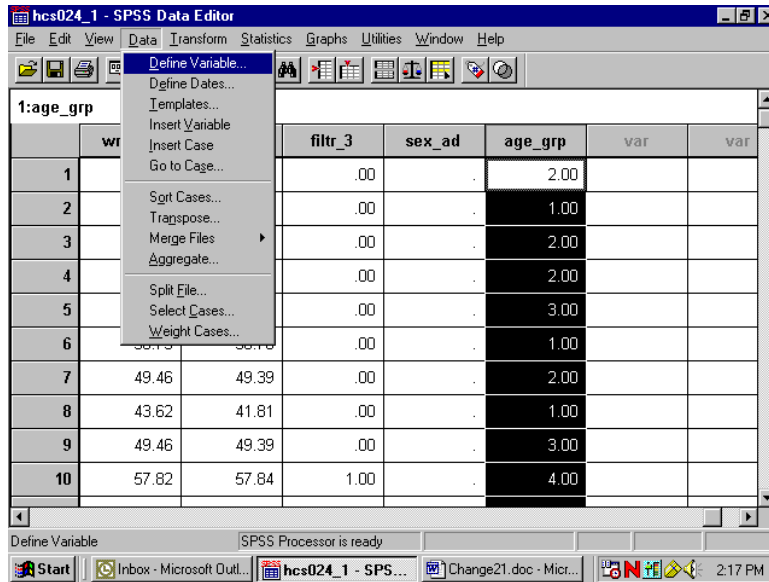
Click on **OK** to exit the screen. The new variable **age_grp** has been created. The **Recode** syntax can be pasted to a syntax file.

The final task is to create the value labels for the new variable **age_grp**. Labeling variables makes output from statistical reporting procedures much clearer and more elegant.

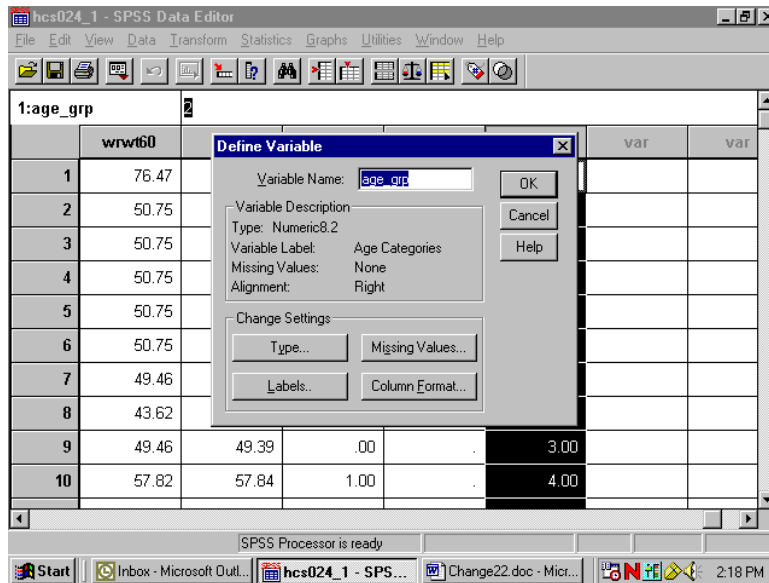
In the **Data Window**, go to the column for the new variable **age_grp** and click in the gray area containing the variable name. The entire column will darken indicating that it has been selected.



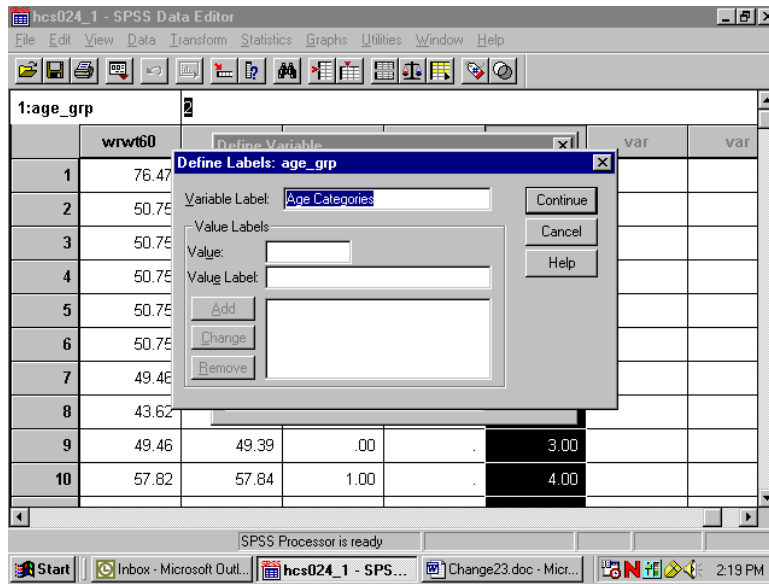
Click on the **Data** menu at the top of the screen to open the following dialog box.



Click on **Define Variable** to get to the following dialog box:

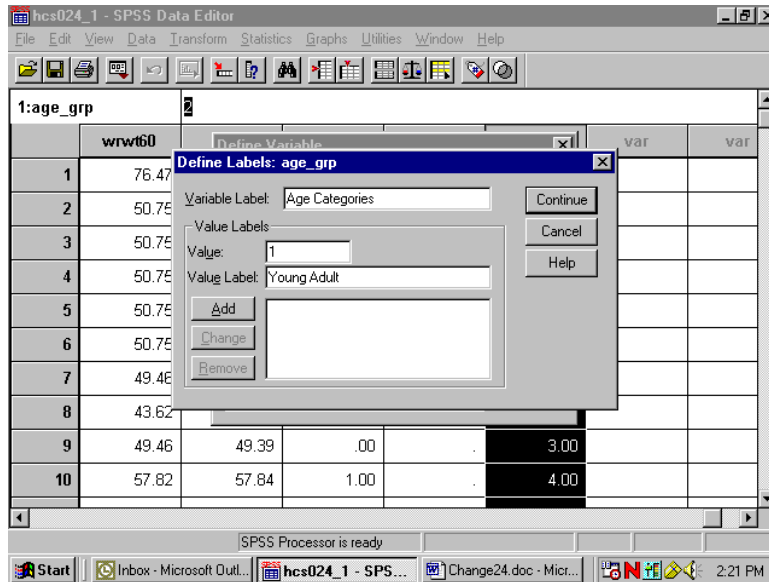


The characteristics of **age_grp** are displayed in this dialog box. Information about the variable type, its label, and its missing values appears here. Click on **Labels** to get to the following screen:

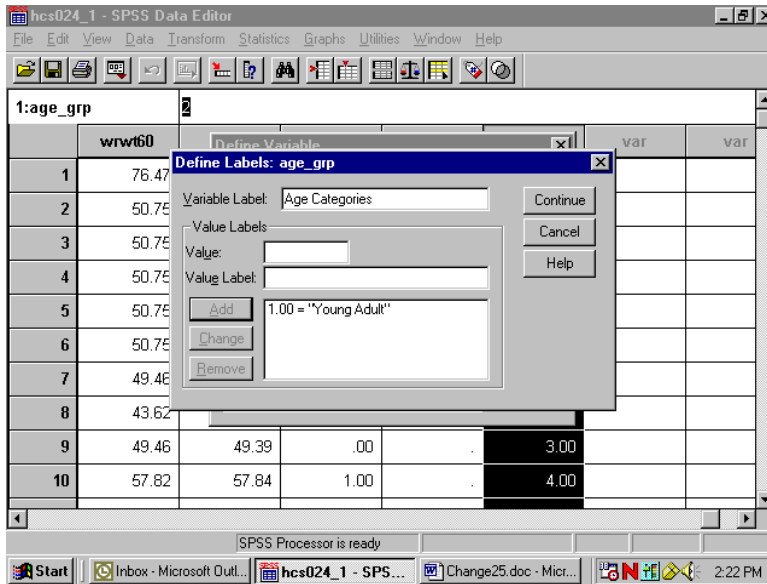


In the slot marked **Variable Label** is the label **Age Categories**, which was specified during the **Recode** process. If there is no label for the variable, enter one in this slot.

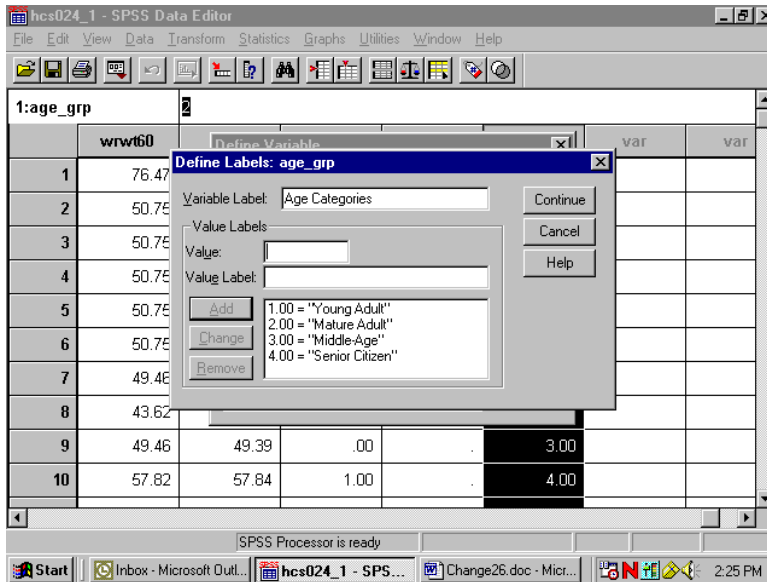
You can then begin to label the *values* of **age_grp**. Enter **1** in the slot marked **Value**, and enter the label **Young Adult** in the slot marked Value Label. The screen will look like the following:



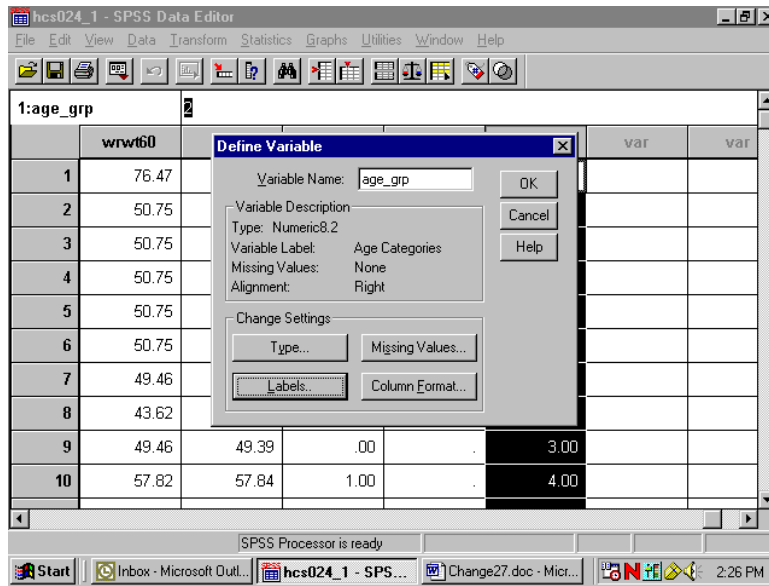
Add is now illuminated. Click on **Add** and the text of your command will appear in the central box, clearing the slots for further entries, as in the next screen.



Build the other three labels until the screen looks like the following:



Click continue, and return to the first screen.



Click on **OK** to exit. The labels have been added.

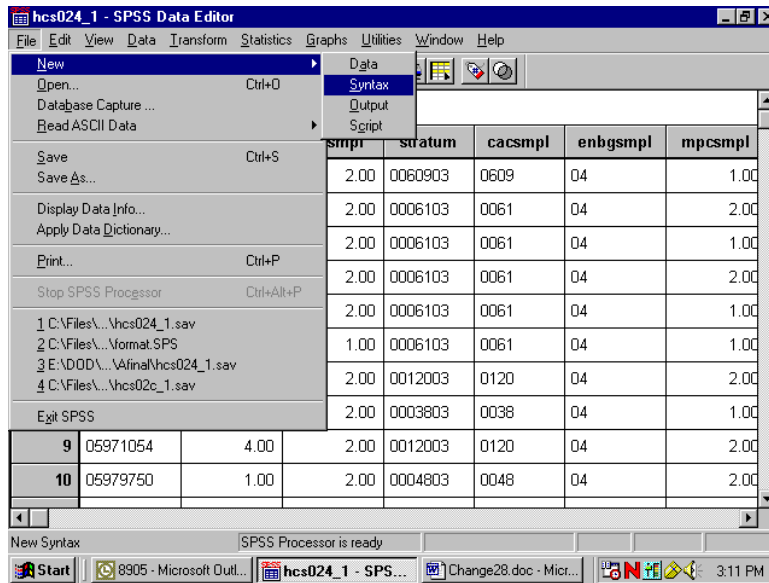
Limiting the Number of Variables

The HCSDB dataset contains many variables. To speed up software performance time, it may be desirable to limit the number of variables for analysis. There are ways to do this.

The first is to **Save** a subset of variables in a new file with a new name. This option is available only through syntax. The **Keep** or **Drop** command lets you save a subset of variables. The choice of **Keep** or **Drop** is dependent on which list is shorter to write.

For example, suppose you want to run some procedures to evaluate the rating of all experiences with the health plan as it relates to the beneficiaries' state of health. You are also interested in the differences between military and civilian services, and in differences within these groupings by gender. Moreover, you want to look at regional differences and differences among catchment areas. You can do all the work on a subset of only nine variables, saving them in a separate file.

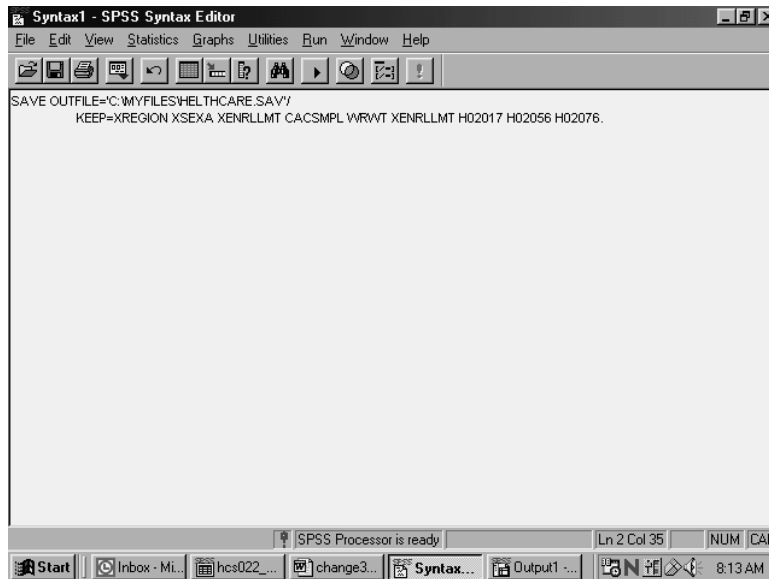
To write the syntax, open a syntax window. If you want to create a new syntax file, choose **New, Syntax** on the **File** menu as in the following:



A blank syntax window will open.

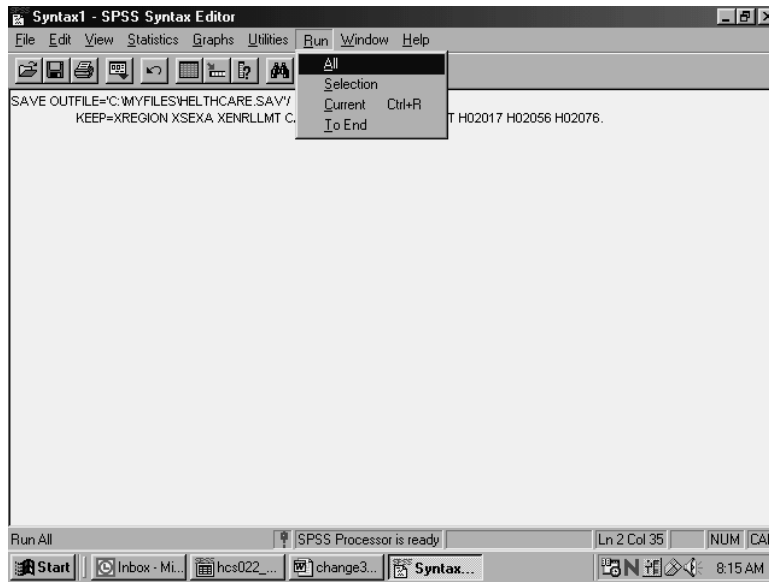
Write the following command, substituting the file name and directory specification:

**SAVE OUTFILE='C:\MYFILES\HEALTHCARE.SAV'/KEEP=XREGION XSEXA XENRLLMT
CACSMPL WRWT XBNFGRP H02017 H02056 H02076.** as in the following:



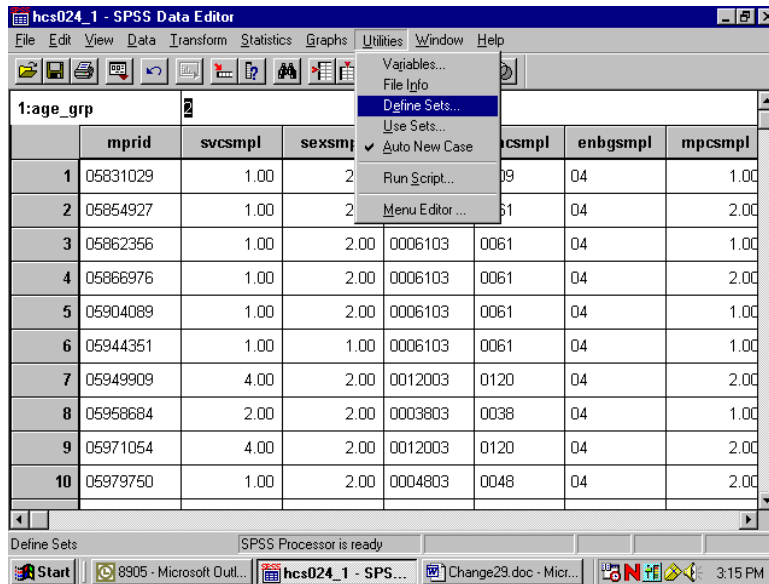
Upper case is optional. Be sure to enclose the entire file name in single quotes and to type a period at the end of the command.

Run the command by choosing the **Run** menu and selecting **All** from the choices.

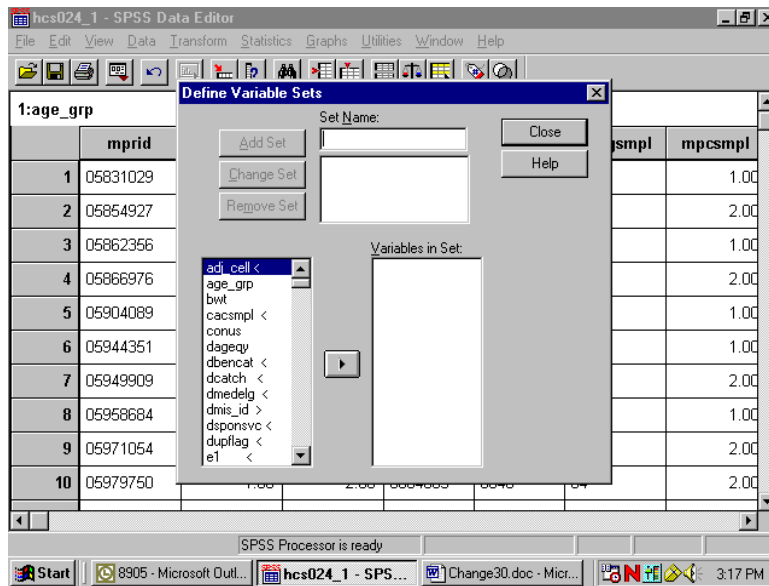


Open the new file according to the specifications at the beginning of this chapter.

The second way to limit the number of variables for analysis is to define a subset of *variables* that will appear in the dialog boxes for procedures. Using the **Utility** menu, define a subset of variables as in the following:

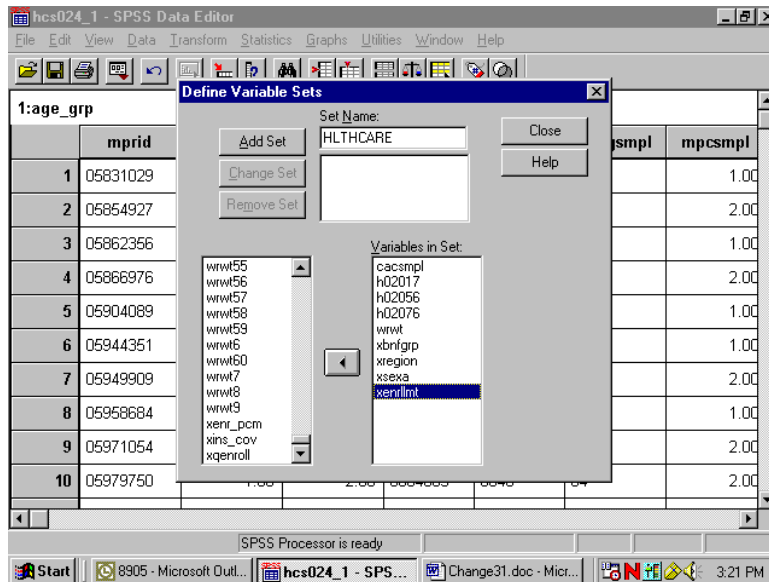


Select Define Sets.

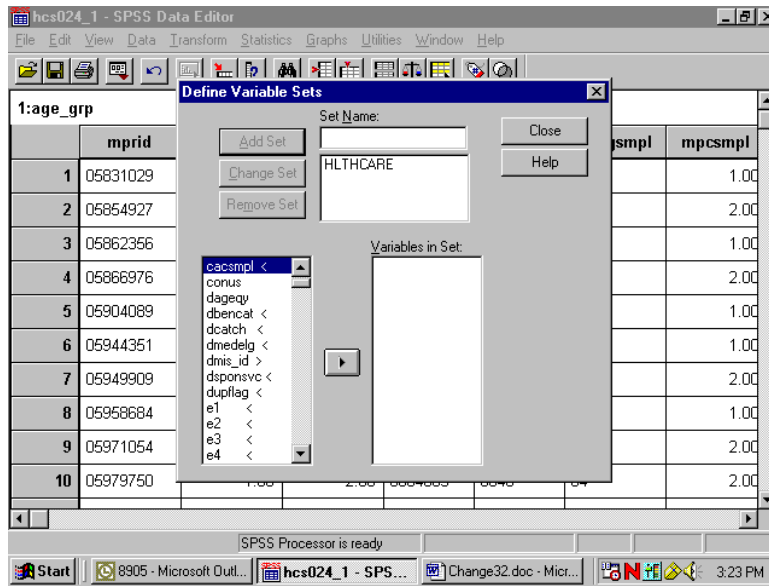


Insert a name for the subset of variables in the slot labeled **Set Name**. Move the variables you want to subset from the list on the left to the slot marked **Variables in Set**. By way of illustration, we will move the nine variables selected for the day's processing.

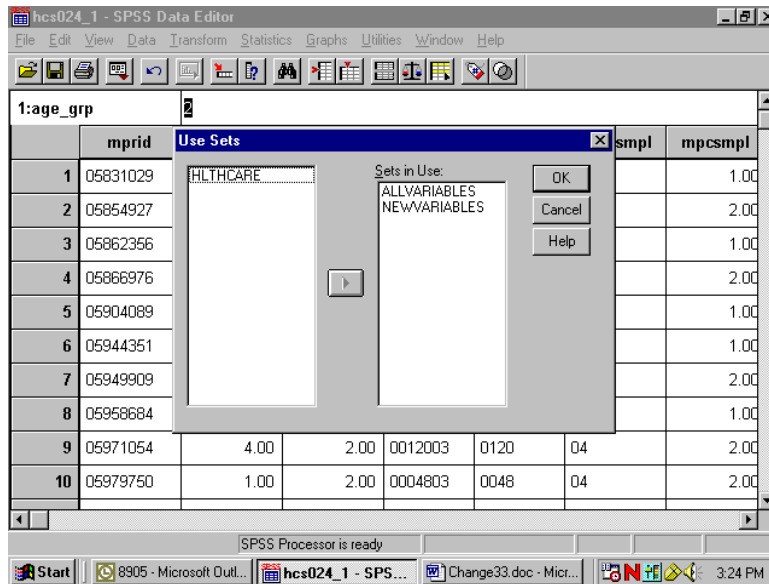
The screen should look like the following:



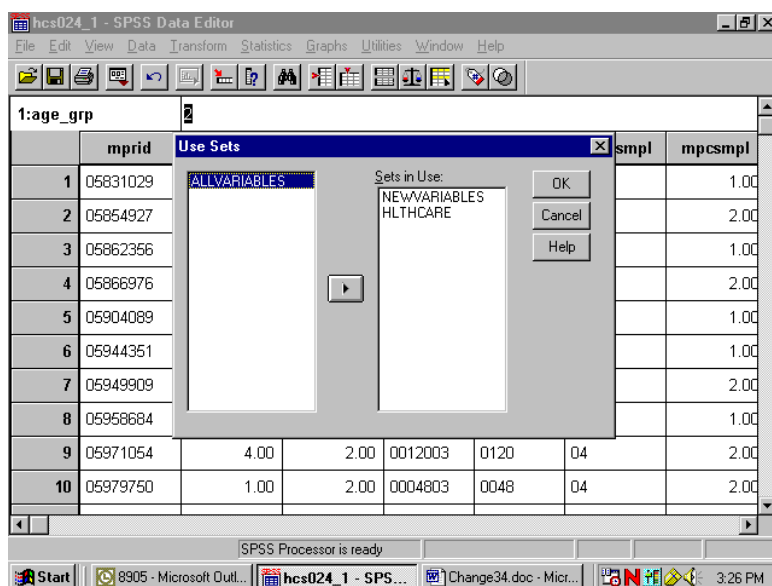
Click on **Add Set** to save the set specifications. The screen will change to the following:



The set is now available for use. To use the set, **Close** the dialog box, reopen the **Utilities** menu, choose **Use Sets...**, and receive this screen:



Move HLTHCARE from the left slot to the right slot, which is labeled **Sets in Use**. Transfer ALLVARIABLES from the right to the left slot. Leave NEWVARIABLES where it is. **OK** saves this change.



Until you change this specification, only nine original variables and any new variables will appear in the dialog boxes associated with procedures.

Limiting the Number of Observations

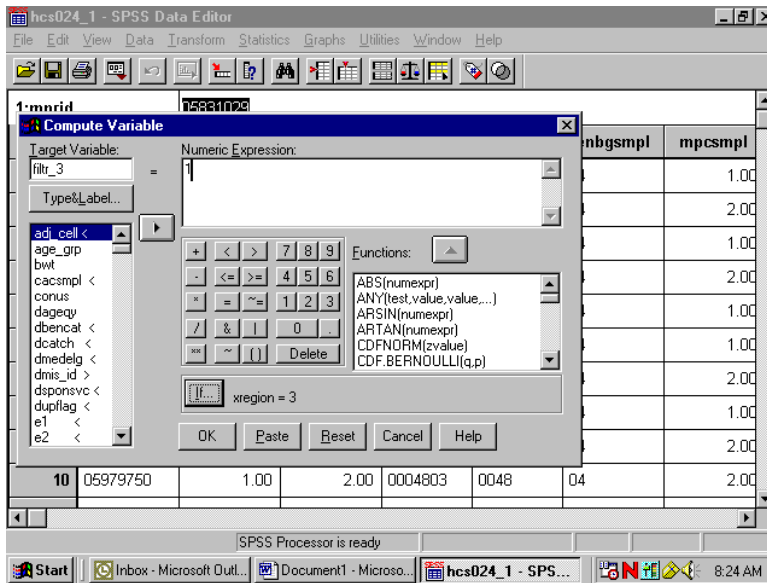
There are many ways to limit the number of observations available to statistical reporting procedures. The method illustrated here involves using **filter variables** with a menu-driven **Filter By** option. Using filters deactivates but does not delete cases from the file. A diagonal line appears next to the filtered cases in the **Data Window**.

The first task is to **compute** a filter variable for all the cases in the file.

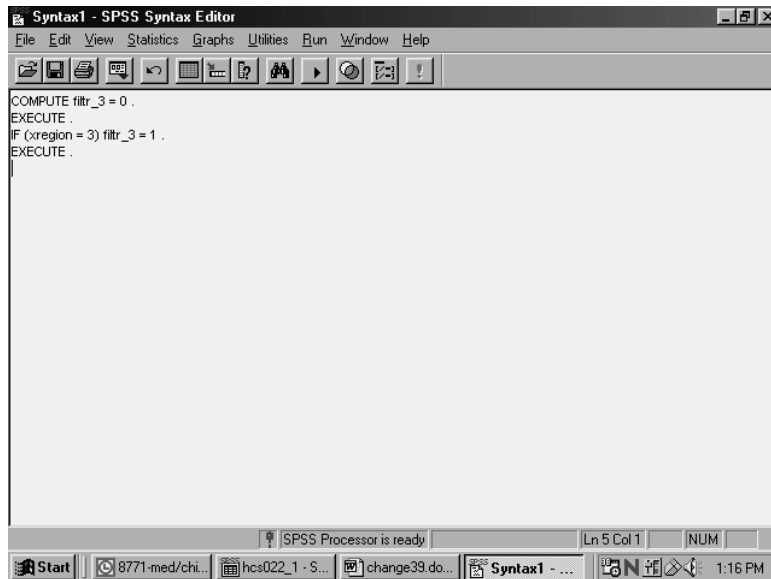
A filter variable has two values: **0** and **1**. The **1** indicates that the case will be included for procedures. The **0** flags the case for removal.

For example, suppose you want to produce a table for people who live in the Southeast, i.e., cases for which the variable **xregion = 3**. You would build a filter variable named **filtr_3**, which has the value **1** associated with the cases in the Southeast and 0 for all the other cases in the file. The logic is: if **xregion = 3**, then **filtr_3 = 1**, else **filtr_3 = 0**.

The screen below shows the final step in computing the filter variable. The variable was first initialized to **0**. Then, the "If" condition was built for setting the filter variable to **1**. You are now working with a subset of variables, allowing the dialog boxes to be used more efficiently.

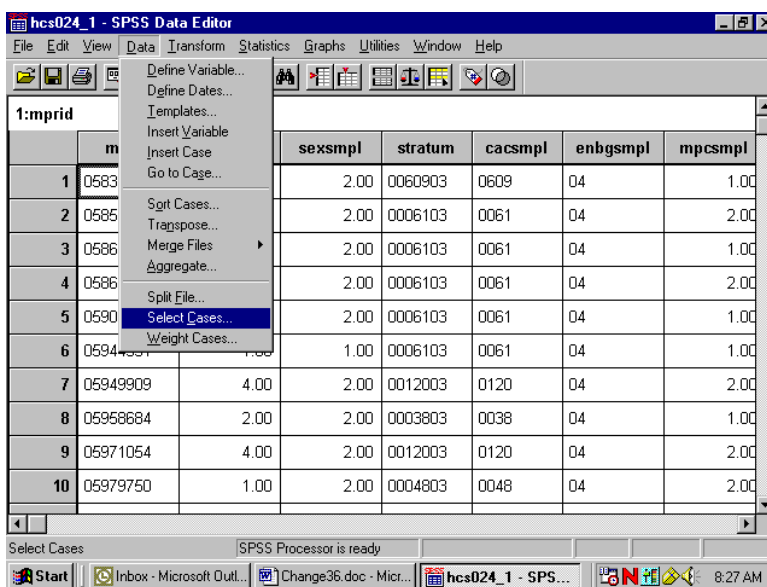


The screen that follows shows the syntax that was generated as you built the variable filtr_3.



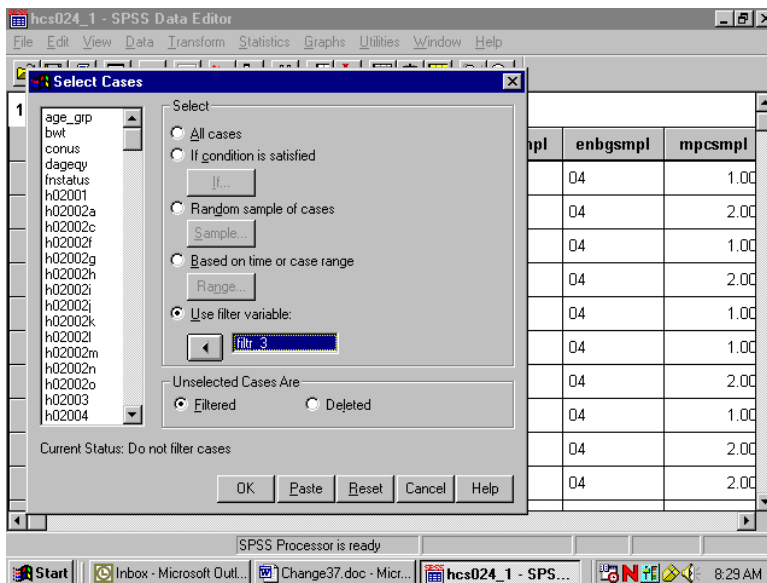
Once you build the filter variable, you can apply it for analyzing only those people from the Southeast.

Using the **Data** menu, choose **Select Cases**.



In the dialog box, check **Use filter variable**. Move the variable **filtr_3** from the variable list on the left side of the dialog box into the slot provided, as indicated below. Check that the option **Filtered** is checked under **Unselected Cases Are**. This is the default option.

Click **OK** and exit the dialog box.



When you return to the **Data Window**, notice the slanting line next to some of the cases in the file. Those cases have been filtered out.

SPSS Processor is ready Filter On

1:mprid	mprid	svcsmpl	sexsmpl	stratum	cacsmpl	enbgsmpl	mpcsmpl
1	05831029	1.00	2.00	0060903	0609	04	1.00
2	05854927	1.00	2.00	0006103	0061	04	2.00
3	05862356	1.00	2.00	0006103	0061	04	1.00
4	05866976	1.00	2.00	0006103	0061	04	2.00
5	05904089	1.00	2.00	0006103	0061	04	1.00
6	05944351	1.00	1.00	0006103	0061	04	1.00
7	05949909	4.00	2.00	0012003	0120	04	2.00
8	05958684	2.00	2.00	0003803	0038	04	1.00
9	05971054	4.00	2.00	0012003	0120	04	2.00
10	05979750	1.00	2.00	0004803	0048	04	2.00

You can now produce tables for the subset of cases.

When using filter variables, it is important to check the filter status and to adjust it to fit the present need. Filtered cases are not available for procedures. Moreover, a filter is in effect until it is turned off or until another filter is activated. Check the status line at the bottom of the **Data Editor** window to see if a filter is activated. In the example above, **Filter On** is indicated on the status line. To see *which* filter is active, you must re-enter the **Select Cases** dialog box. There you can deactivate the filter or activate a new one.

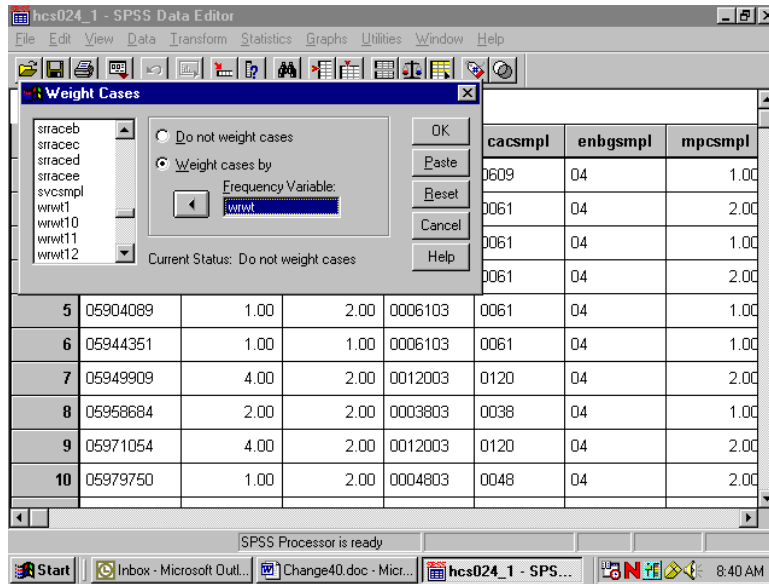
To deactivate a filter, choose **All cases** and **OK** as in the screen below.

SPSS Processor is ready Filter On

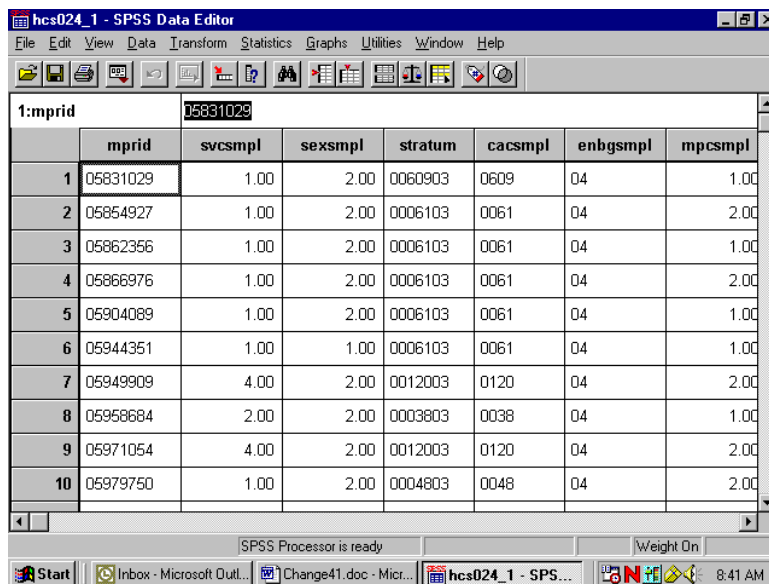
1	age_grp	bwt	conus	dageqy	fnstatus	h02001	h02002a	h02002c	h02002f	h02002g	h02002h	h02002i	h02002j	h02002k	h02002l	h02002m	h02002n	h02002o	h02003	h02004	enbgsmpl	mpcsmpl	
																						04	1.00
																						04	2.00
																						04	1.00
																						04	2.00
																						04	1.00
																						04	1.00
																						04	2.00
																						04	1.00
																						04	2.00
																						04	1.00
																						04	2.00
																						04	2.00
																						04	2.00

Weighting Data

The data file includes a weighting variable, **WRWT**, which should be applied to all procedure runs. Again, using the **Data** menu, choose **Weight Cases**. In the dialog box, choose **Weight cases by**. Move the weight variable from the list on the left into the slot labeled **Frequency Variable** on the right as shown below:



Click on **OK** and exit the dialog box. The indication that the data is weighted appears on the status line near the bottom of the screen. As in the following screen, **Weight On** is specified there.



The status line indicates if the data is weighted. Which weight variable is in effect can only be checked by re-entering the **Weight Cases** dialog box. Weighting stays in effect until it is canceled or until another weight variable is activated.

BUILDING TABLES

Building tables starts with creating a new subset of variables that includes H02017, H02056, H02076, cacsmpl, xbnfgrp, xsexa, xregion, xenrllmt, wrwt, and filtr_3. The procedures **Means** and **Crosstabs** will probably meet most of your statistical reporting needs. SPSS also offers many options for editing the output tables themselves. Some of these options are explained here.

Calculating Means

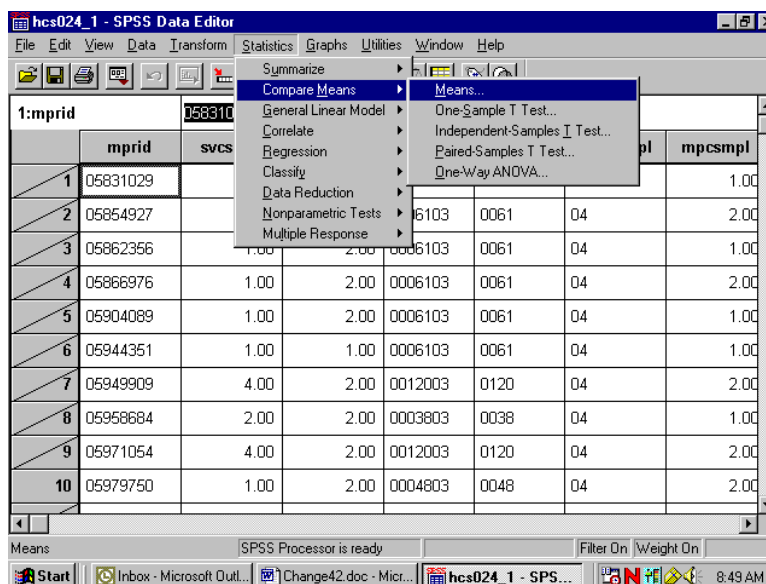
As an example, suppose you want to analyze the health care variables and you want to focus on the Southeast (**xregion = 3**). Suppose you are also interested in overall differences in the mean rating for care received in a military facility as it relates to the beneficiary's self-evaluation of his health for the Southeast region. Within this grouping, you want to examine the effects of the beneficiary group, **xbnfgrp**, and sex, **xsexa**.

The health care variables are **H02056** – rating of the health plan, and **H02076** – assessment of the state of health. The statistic you want to see is the mean of the health care variables for each group in our breakdown.

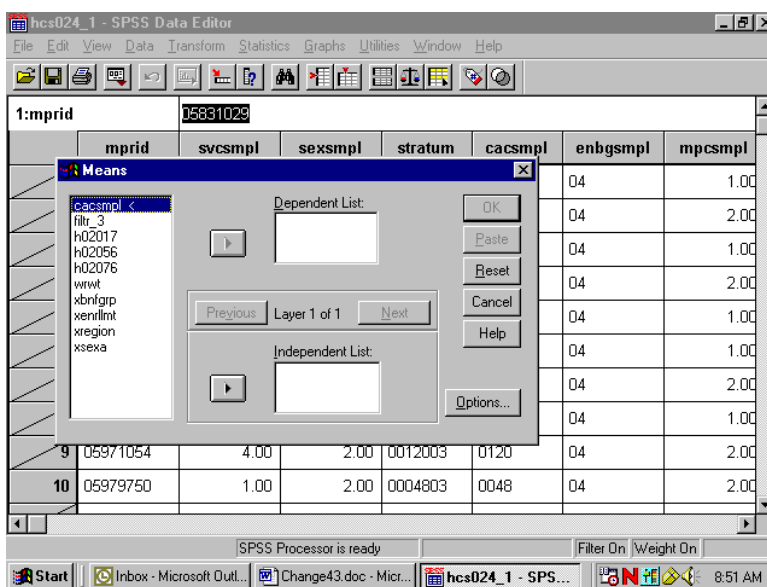
For this analysis, you can use the subset of variables defined above. The subset includes the weight variable, **wrwt**, which you would activate for procedure runs. The subset also includes the new variable, **filtr_3**, which allows us to select only those cases in the Southeast.

Open the **Data** menu in the **Data Window**. In the **Weight Cases** dialog box, activate the weight variable **wrwt**. Reopen the Data menu and, in the **Select Cases** dialog box, activate the filter variable, **filtr_3**. On the status line, **Filter On** and **Weight On** should appear.

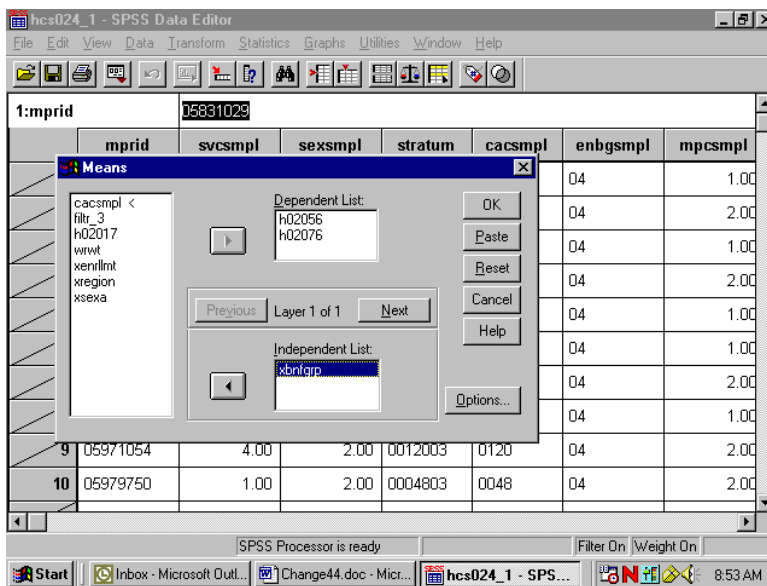
Open the **Statistics** menu in the **Data Window**. Choose **Compare Means** and **Means** from the options as illustrated below.



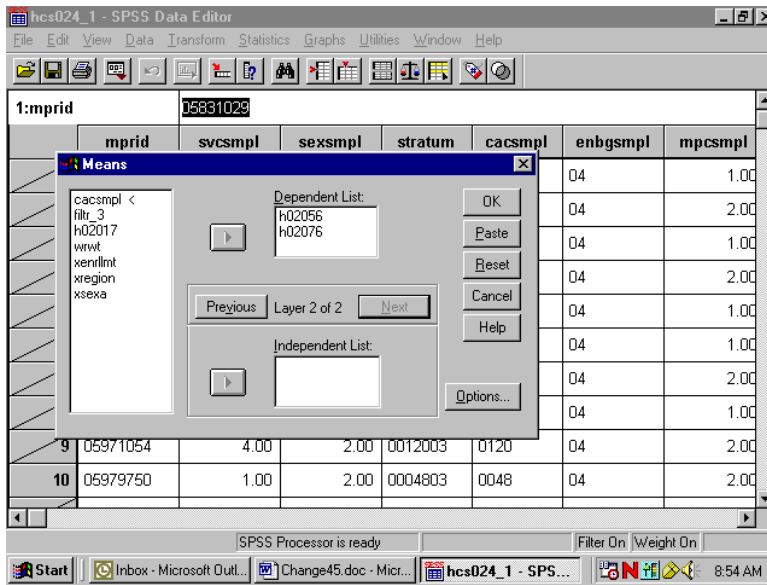
The dialog box for the Means procedure will open as in the following screen:



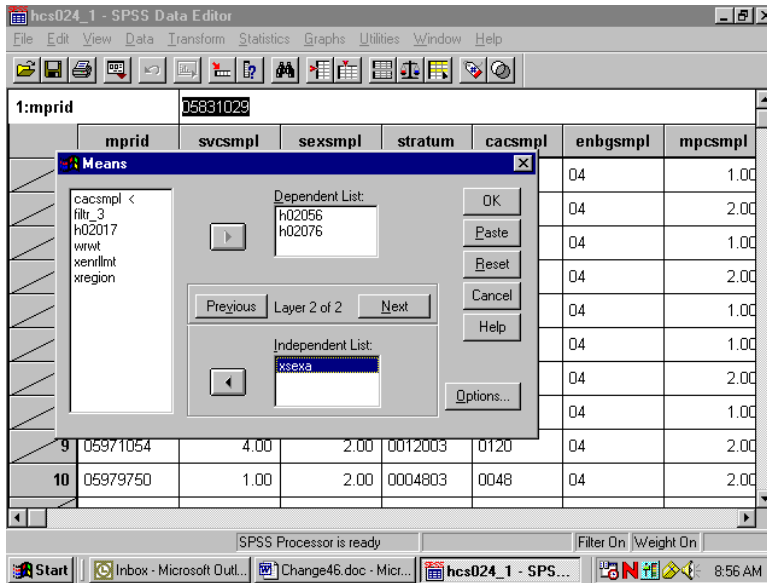
Move the health care variables **H02056** and **H02076**, from the variable list on the left to the box underneath **Dependent List**. These are the two analysis variables. Notice that **Layer 1 of 1** is specified in the middle of the dialog box. Move **xbnfgrp** from the variable list on the left into the box under **Independent List**. **xbnfgrp** is the first grouping variable. The screen should look like the following:



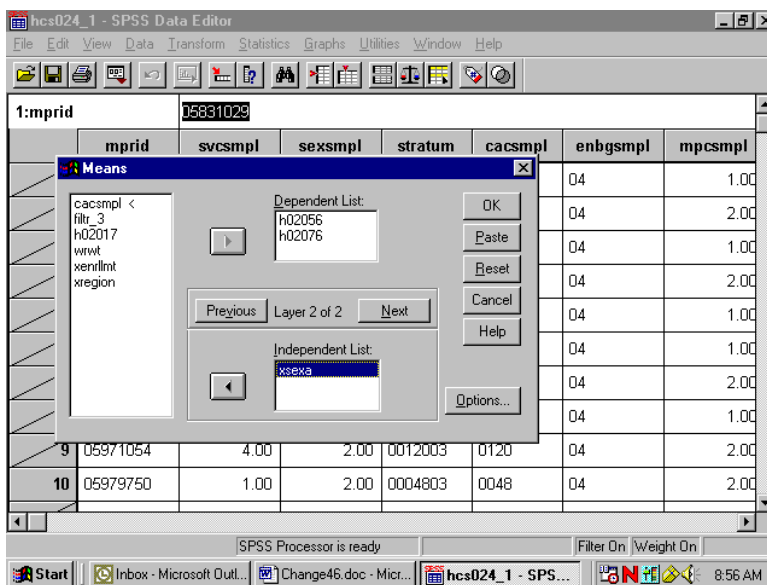
Click on **Next** in the center of the box to create a second layer. The following screen will open:



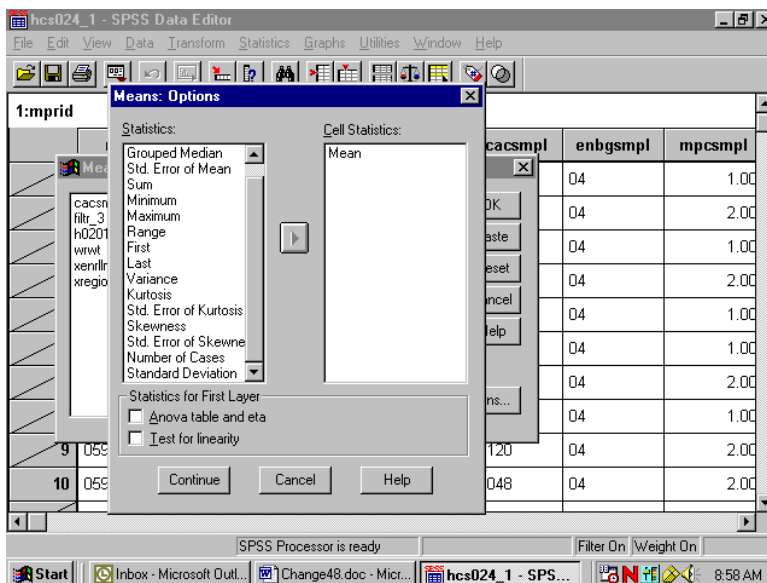
Notice that **Layer 2 of 2** is specified in the middle of the dialog box. Move **xsexa** from the variable list on the left into the box under **Independent List**. **Xsexa** is the second grouping variable. The screen should look like the following:



To set some options, click on **Options** and the following dialog box will open:

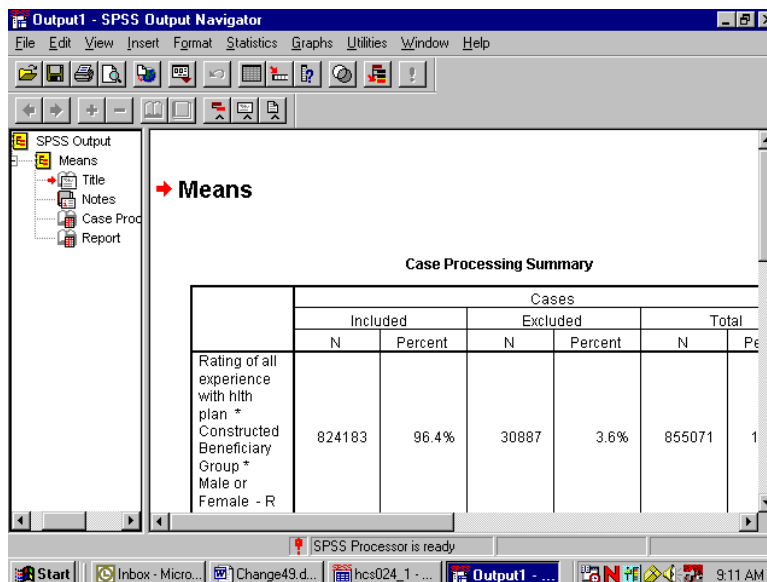


On the left of the box is a list of statistics, under **Statistics**. These are all the possible options for statistical output. In the box under **Cell Statistics** are the default output statistics for the analysis. In this case, **Mean** is the statistic of interest. Highlight **Number of Cases** and **Standard Deviation** and move them to the box at the left, removing them from the analysis, as follows:



Click on **Continue** and return to the previous screen. Click **OK**. The **Means** procedure will run. On the status line, **Running Means** will appear, and a counter for the number of cases processed will be activated.

When **Means** has finished processing, the **Output Navigator** window will open automatically. As the name suggests, the output window is not just for looking at output. A number of options are available for *navigating* through output, moving tables, and even editing the tables themselves.



The output is organized into two sections. On the left side is a navigating tool, which lists the components of the right side, the actual output. In the left pane, **Means** is indicated, and indented under it appear **Title**, **Notes**, **Case Processing Summary**, and **Report**. Clicking on **Means** highlights and selects all the elements. Lines appear around these elements in the right pane. The indenting indicates that the elements are hierarchically organized, with **Means** at the top. Clicking on any of the sub-elements selects just that element.

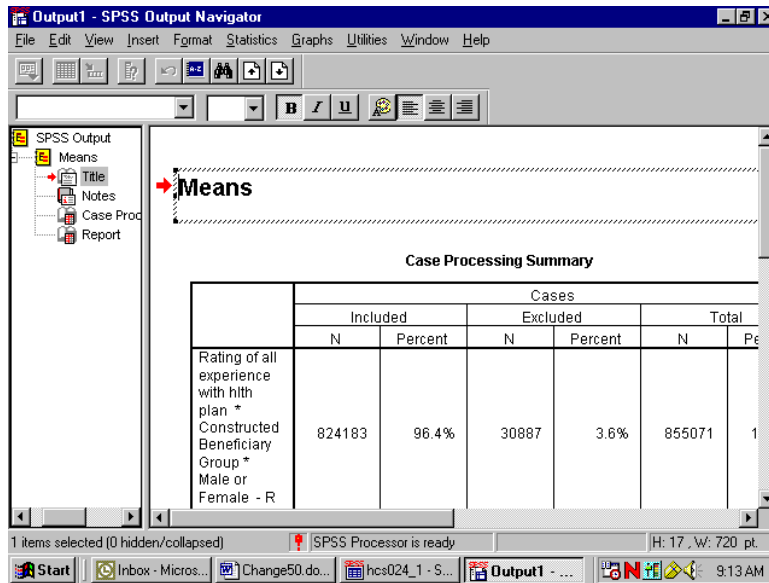
A closer look at the left pane reveals another feature. Hiding underneath the element icons are book icons. The books are either open or closed. If a book is closed, the element is *hidden*. Notice that the book under the **Notes** icon is closed. This is a default SPSS option. Double-clicking the icon will open the book, and the Notes will appear in the output. Double-clicking an **open** book will close it, and the physical element will *disappear* from the output. Closing a book and hiding the element does *not delete* the element.

It is possible to select elements in the right pane of the output. Simply click anywhere inside of the actual output element, and that element will be selected.

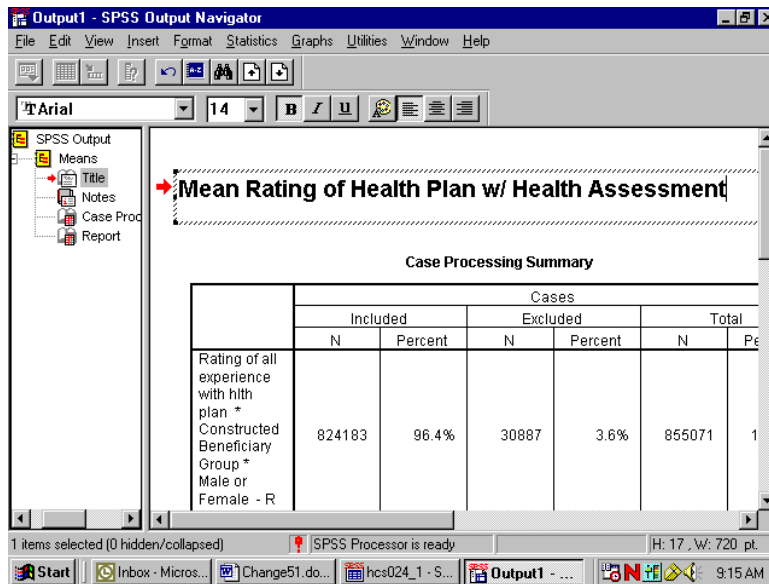
The output may contain many different procedures. The procedure name will be at the top of the list for each section in the left pane. The procedure name does not actually parallel physical output but indicates the category of the output elements.

As you click on each element in the left pane, you will notice that the screen jumps to the actual output of the element, in the right pane. When you click on the procedure name, you jump to the beginning of the next procedure output. This is a quick way to scroll through your output. It also lets you delete, move, and edit selected elements.

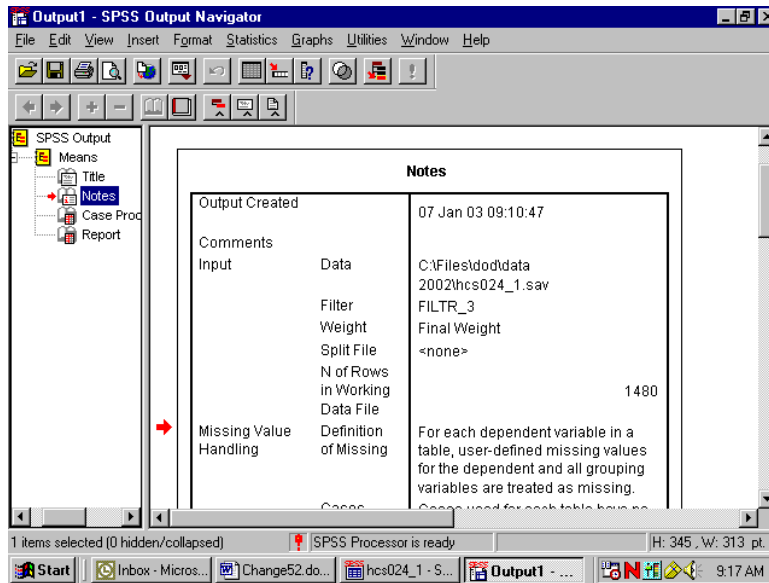
To **Edit** the **Title** element, **Means**, to create a more appropriate title, select the table title by clicking once on the **Title** icon in the left pane. A box now surrounds the title in the right pane. Double-click anywhere within this box, and a box appears around **Means**, as shown in the following screen.



You have entered the **edit** mode for this element, and the cursor appears inside the box. You can delete the word **Means** and write a title that relates to the information in the table. A possible title appears in the next screen. To exit edit mode, click anywhere outside the box. The change you made will be saved.



If you navigate to the next element, **Notes**, you see a closed book. Double-click this item, and the notes will appear as follows:

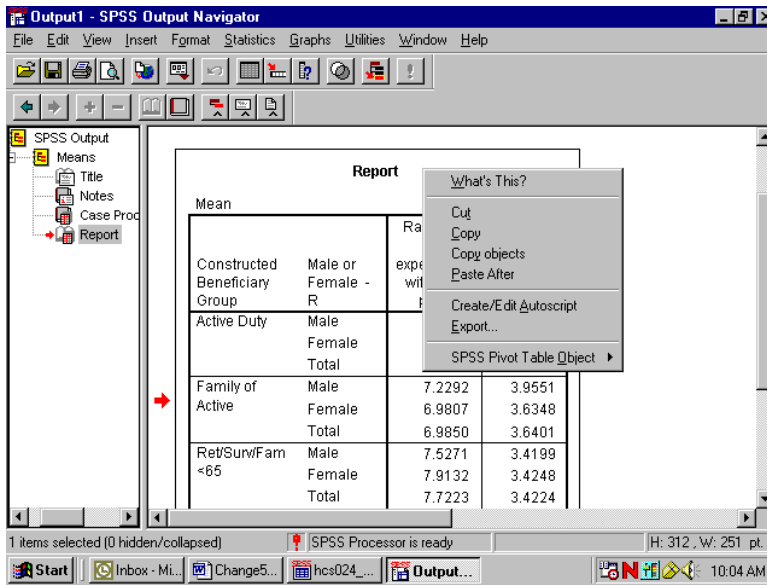


Decide if you want this information to appear in your report. If not, simply double-click the **Notes** icon, and the notes will again become hidden.

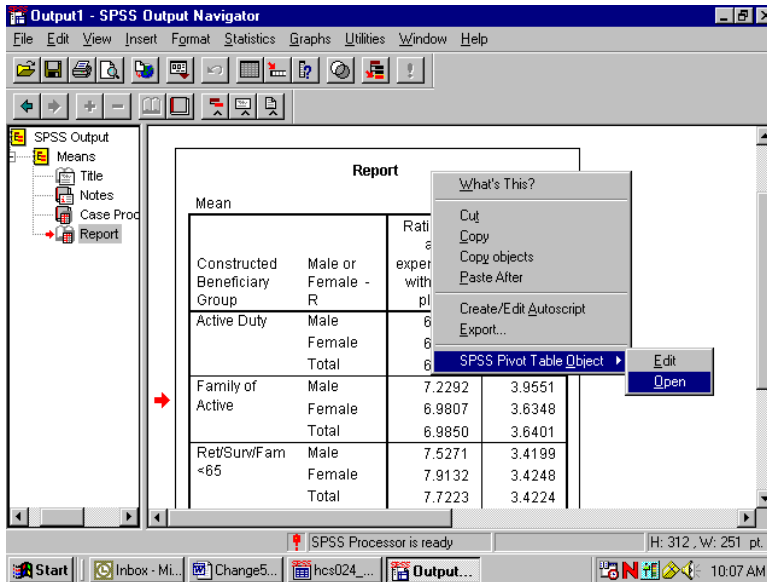
Navigate to **Case Processing Summary**. The table gives useful information about the number of cases included in and the number of cases excluded from a given procedure. This information is important for the researcher but probably not necessary for the report, so you would double click this item to hide it.

Navigate to **Report** to see the actual table output from the procedure **Means**. You can view this table by scrolling through the output. If the table is large, however, scrolling in the output window can be problematic. A better way to review the table is to open it as a **Pivot Table Object** in a special editor.

Select the table by clicking the **Report** icon or by clicking inside the table itself. A box will appear around the table. Insert the mouse pointer inside the table and right-click, opening the following dialog box:



Select **SPSS Pivot Table Object** and **Open** as pictured below:



The table will appear in a new screen superimposed on the output. Maximize this screen as shown below.

SPSS Pivot Table - table1

File Edit View Insert Pivot Format Help

Report

Mean

Constructed Beneficiary Group	Male or Female - R	Rating of all experience with hlth plan	In gnrl, how would you rate overall hlth
Active Duty	Male	6.8169	3.7445
	Female	6.8118	3.5491
	Total	6.8156	3.6971
Family of Active	Male	7.2292	3.9551
	Female	6.9807	3.6348
	Total	6.9850	3.6401
Ret/SurvFam <65	Male	7.5271	3.4199
	Female	7.9132	3.4248
	Total	7.7223	3.4224
Ret/SurvFam 65+	Male	8.7113	3.0574
	Female	8.6494	3.1539
	Total	8.6829	3.1021
Total	Male	7.7225	3.3939

Start | Inbox - Mi... | Change5... | hcs024... | Output1 ... | SPSS ... | 10:10 AM

In this special editor, there are many options for formatting the table.

Suppose you want to change the table format from vertical to horizontal. Open the **Pivot** menu in the tool bar and choose **Transpose Rows and Columns** as shown below:

SPSS Pivot Table - table1

File Edit View Insert Pivot Format Help

Bookmarks

- Transpose Rows and Columns
- Move Layers to Rows
- Move Layers to Columns
- Reset Pivots to Defaults

Evoking Trays

- Go to Layer...

Mean

Constructed Beneficiary Group	Male or Female - R	Rating of all experience with hlth plan	In gnrl, how would you rate overall hlth
Active Duty	Male	6.8169	3.7445
	Female	6.8118	3.5491
	Total	6.8156	3.6971
Family of Active	Male	7.2292	3.9551
	Female	6.9807	3.6348
	Total	6.9850	3.6401
Ret/SurvFam <65	Male	7.5271	3.4199
	Female	7.9132	3.4248
	Total	7.7223	3.4224
Ret/SurvFam 65+	Male	8.7113	3.0574
	Female	8.6494	3.1539
	Total	8.6829	3.1021
Total	Male	7.7225	3.3939

Start | Inbox - Mi... | Change5... | hcs024... | Output1 ... | SPSS ... | 10:11 AM

The rows and columns will be reversed as shown in the following screen. Though the table appears too wide in the viewer, it will fit the page when printed. You can do all the table editing in the left section of the table, and the changes will spread through the entire table.

Report

Mean

	Constructed Beneficiary Group									
	Active Duty			Family of Active			Ret/SurvFam <65			Re
	Male or Female - R			Male or Female - R			Male or Female - R			M
	Male	Female	Total	Male	Female	Total	Male	Female	Total	M
Rating of all experience with hith plan	6.8169	6.8118	6.8156	7.2292	6.9807	6.9850	7.5271	7.9132	7.7223	8.1
In gnrl, how would you rate	3.7445	3.5491	3.6971	3.9551	3.6348	3.6401	3.4199	3.4248	3.4224	3.0

You would then notice that certain labels are redundant. The labels, **Constructed Beneficiary Group** and **MALE or FEMALE -R** are the **Variable Labels** for the variables. The information in these labels is echoed in the **Value Labels**, which are also reproduced in the table. You would delete the Variable Labels as follows.

Click inside the section of the table where the label, **Constructed Beneficiary Group**, appears. Right-click to open a dialog box, choosing **Hide Dimension Label**, as illustrated below.

Report

Mean

	Constructed Beneficiary Group									
	Active			Family of Active			Ret/SurvFam <65			Re
	Male or F			Male or Female - R			Male or Female - R			M
	Male	Fe	Total	Male	Female	Total	Male	Female	Total	M
Rating of all experience with hith plan	6.8169	6.		7.2292	6.9807	6.9850	7.5271	7.9132	7.7223	8.1
In gnrl, how would you rate	3.7445	3.		3.9551	3.6348	3.6401	3.4199	3.4248	3.4224	3.0

Context menu options: What's This?, Cut (Ctrl+X), Copy (Ctrl+C), Paste (Ctrl+V), Clear (del), **Hide Dimension Label**, Table Properties..., Cell Properties..., TableLooks..., Insert Footnote, Delete Footnotes, Hide Footnotes, Pivoting Trays, Toolbar.

Click inside the table section labeled **MALE or FEMALE -R** and repeat the above procedure. An improved table is shown in the following screen.

SPSS Pivot Table - table1

File Edit View Insert Pivot Format Help

Report

Mean

	Active Duty			Family of Active			Ret/Sur/Fam <65			Ret/Sur/Fam >65
	Male	Female	Total	Male	Female	Total	Male	Female	Total	
Rating of all experience with hith plan	6.8169	6.8118	6.8156	7.2292	6.9807	6.9850	7.5271	7.9132	7.7223	8.1111
In gnrl, how would you rate ovral hith	3.7445	3.5491	3.6971	3.9551	3.6348	3.6401	3.4199	3.4248	3.4224	3.0000

Start | Inbox... | Chang... | hcs02... | Output... | SPS... | 10:21 AM

The mean values reported are formatted to allow space for the labels of the satisfaction variables. The spaces between the values are not pleasing to the eye. You can shorten these labels and add the lost information in another place, according to the following procedures:

Double-click on the label for health state. Delete the text, entering only the word, **Health State**. Do the same for the health care label, entering only the words, **Plan Rating**.

Double-click on the word, **Report**, in the center at the top of the table, right-click, and choose **Delete** from the dialog box.

SPSS Pivot Table - table1

File Edit View Insert Pivot Format Help

Report

Mean

	Active Duty			Family of Active			Ret/Sur/Fam <65			
	Male	Female	Total	Male	Female	Total	Male	Female	Total	
Plan Rating	6.8169	6.8118	6.8156	7.2292	6.9807	6.9850	7.5271	7.9132	7.7223	
Health State	3.7445	3.5491	3.6971	3.9551	3.6348	3.6401	3.4199	3.4248	3.4224	

Start | Inbox... | Chang... | hcs02... | Output... | SPS... | 10:24 AM

The resulting table is much more readable. You can then add the deleted information to clarify the table output. Double-click on the label Mean at the top left corner of the table, opening the line for editing. Type in a new title for the table. The final result appears below.

SPSS Pivot Table - table1

File Edit View Insert Pivot Format Help

Mean Health Status With Mean Rating of Health Plan: By Beneficiary Status and Gender

	Active Duty			Family of Active			Ret/SurvFam <65		
	Male	Female	Total	Male	Female	Total	Male	Female	Total
Plan Rating	6.8169	6.8118	6.8156	7.2292	6.9807	6.9850	7.5271	7.9132	7.7223
Health State	3.7445	3.5491	3.6971	3.9551	3.6348	3.6401	3.4199	3.4248	3.4224

After all the editing changes have been made, exit the Pivot Table editor and return to the output navigator. Click on the File menu and choose Print Preview. Zoom in on the page and review the appearance of the report. The page will appear as the page below.

Output1 - SPSS Output Navigator [all visible output]

Print... Next Page Prev Page Two Page Zoom In Zoom Out Close

Mean Rating of Health Plan w/ Health Assessment

Mean Health Status With Mean Rating of Health Plan: By Beneficiary Status and Gender

	Active Duty			Family of Active			Ret/SurvFam	
	Male	Female	Total	Male	Female	Total	Male	Female
Plan Rating	6.8169	6.8118	6.8156	7.2292	6.9807	6.9850	7.5271	7.9132
Health State	3.7445	3.5491	3.6971	3.9551	3.6348	3.6401	3.4199	3.4248

Mean Health Status With Mean Rating of Health Plan: By Beneficiary Status and Gender

	Ret/SurvFam 65+			Total		
	Male	Female	Total	Male	Female	Total
Plan Rating	8.7113	8.6494	8.6829	7.7225	7.8060	7.7642
Health State	3.0574	3.1539	3.1021	3.3939	3.4079	3.4009

Page 1

SPSS Processor is ready

Calculating Percents

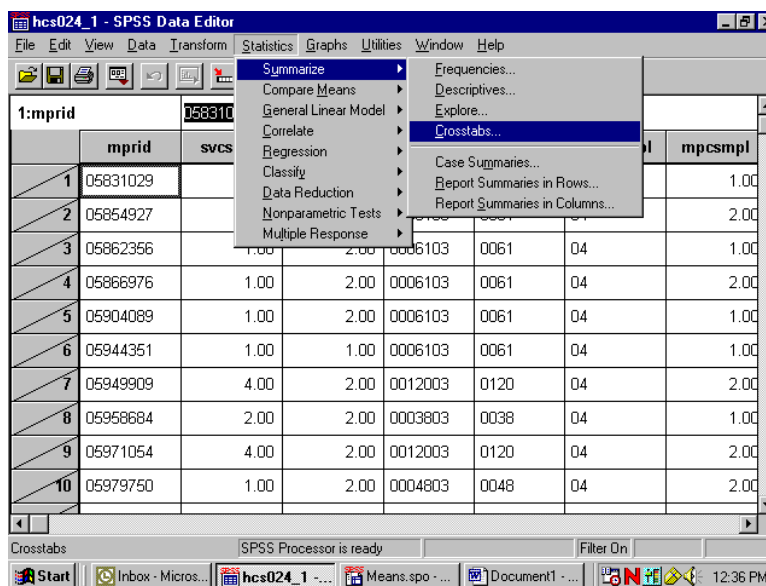
The **Crosstabs** procedure offers many options for analyzing data. The distribution of cases resulting from “crossing” one variable with another is often of interest. The number of cases, row percentages, column percentages, total percentages, and residuals are easily reproduced by **Crosstabs**. A full array of statistics is also available.

The examples given here involve examining relationships between variables, with a view toward the number of cases and the percent of cases in cells produced by “crossing” the variables.

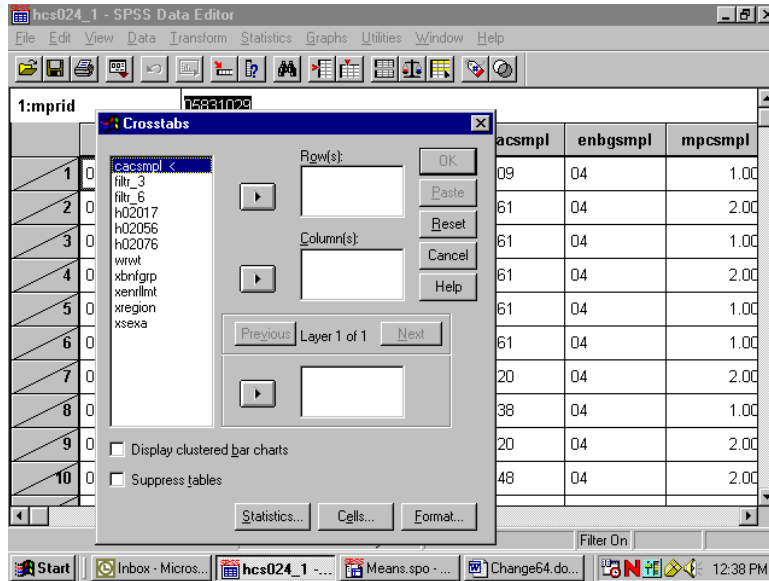
For example, suppose you want to see the percentage of people in the Southwest catchment areas who answered “yes” or “no” to the question, “Did you see a specialist in the last 12 months?” The variables in this analysis are **cacsmpl** – the catchment area, and **H02017** – the question variable. The cases for the analysis are from the Southwest only.

The first task is to build a new filter variable, assigning **1** to the variable when **xregion = 6**. You would call the variable **filtr_6** and build it the same way you built the filter, **filtr_3**. Cases from the Southwest are selected when you activate the filter, and the other cases are filtered out. Check the status line for **Filter On**.

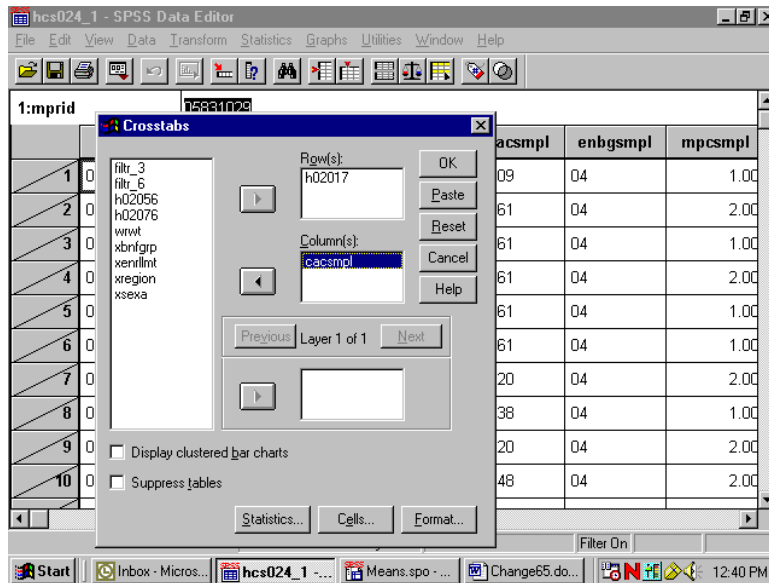
Next, open the **Statistics** menu in the **Data Window**, choosing **Summarize** and **Crosstabs**, as shown below.



The **Crosstabs** dialog box will open as follows:

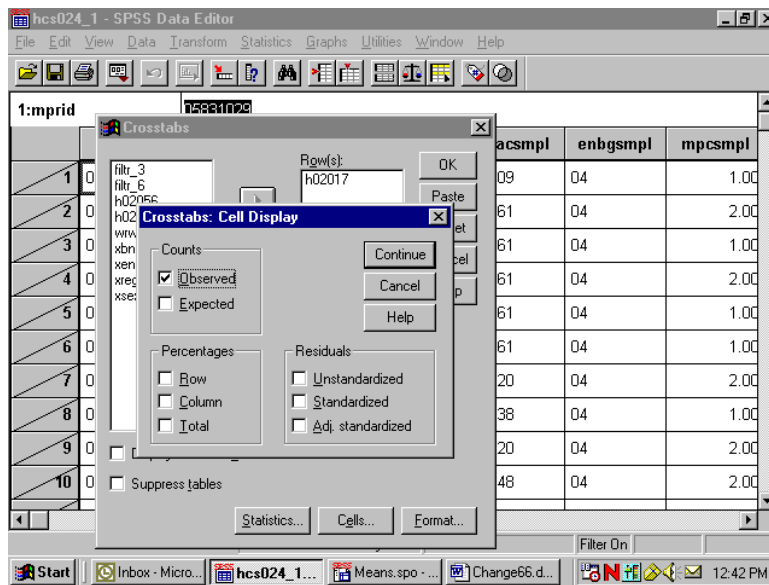


Move **H02017** from the variable list on the left into the box marked **Row(s)**., and move the variable **cacsmp1** into the box marked **Column(s)**.. The screen will resemble the following:



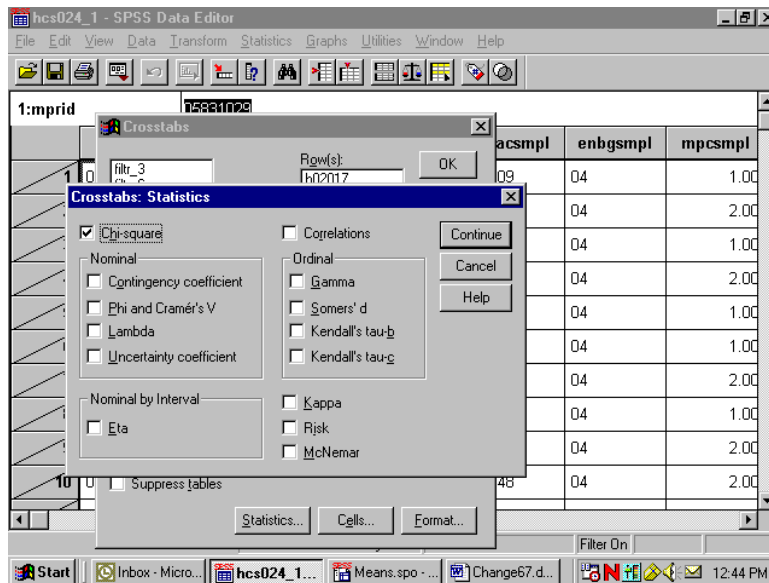
For this analysis, there are no **Layer** variables, so you can proceed to format the table cells.

Click on **Cells...** and open the following dialog box.



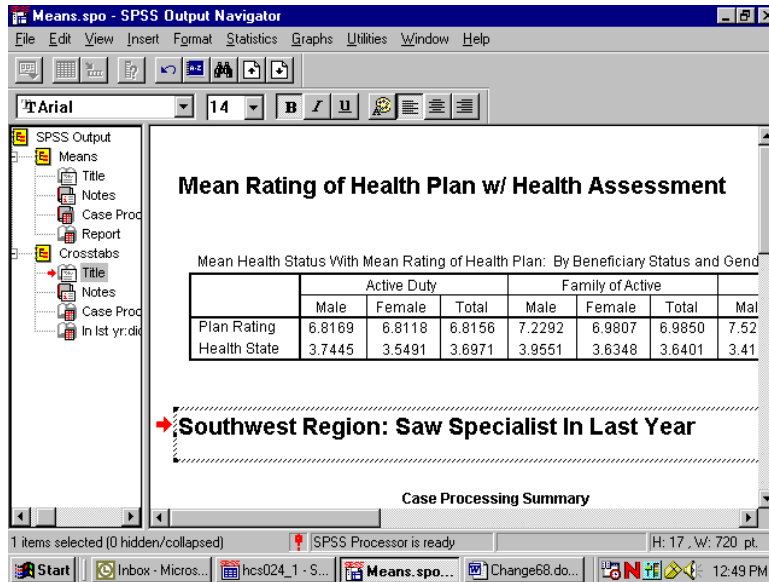
Under **Counts**, **Observed** is checked. This refers to the cell count, a statistic you want to see, so you would leave it checked. Under **Percentages**, check **Column** because you are interested in the percentage of people in each catchment area. Click **Continue** and return to the original screen.

Suppose you also want to see the chi-square statistic. Click on **Statistics**, and the following screen will open:



Check **Chi-square** as in the screen above, click **Continue** to return to the first screen, and click **OK** to run the procedure. **Running Crosstabs** will appear on the status line, together with the case counter.

When the run is completed, the output window will open, and you can proceed to reformat the table. For a given work session, SPSS appends new output to previous output--in our case, the **Means** procedure. As shown in the next screen, a second section now appears in the left pane, headed by the word **Crosstabs**. Navigate to the **Title** section and double-click inside the title box to change the text in the box to fit the table, as in the example below.



As you did for the **Means** procedure, you would again evaluate the **Notes** and examine the **Case Processing Summary**. Hide the **Notes** and delete the **Case Processing Summary** as you did before.

Navigate to the procedure icon. Follow the procedure for opening an **SPSS Pivot Table Object**, open the table in the special editor and maximize the screen as in the following:

SPSS Pivot Table - table2

In 1st yr:did you see a specialist * CACSMPL - Catchment Area Crosstabulation

		CACSMPL - Catchment Area					
		Little Rock AFB	Barksdale AFB	Ft. Polk	Tinker AFB	Ft. Sill	
In 1st yr:did you see a specialist	Yes	Count % within CACSMPL - Catchment Area	49 48.0%	37 43.5%	57 60.6%	59 48.8%	102 100.0%
	No	Count % within CACSMPL - Catchment Area	53 52.0%	48 56.5%	37 39.4%	62 51.2%	102 100.0%
Total		Count % within CACSMPL - Catchment Area	102 100.0%	85 100.0%	94 100.0%	121 100.0%	102 100.0%

The information you requested is in the table, but the table is hard to read. The first possibility is to realign the percent statistic, bringing it into the row dimension. To do this, open the **Pivot** menu and choose **Pivoting Trays**, as in the following screen:

SPSS Pivot Table - table2

In 1st yr:did you see a specialist * CACSMPL - Catchment Area Crosstabulation

		CACSMPL - Catchment Area					
		Little Rock AFB	Barksdale AFB	Ft. Polk	Tinker AFB	Ft. Sill	
In 1st yr:did you see a specialist	Yes	Count % within CACSMPL - Catchment Area	49 48.0%	37 43.5%	57 60.6%	59 48.8%	102 100.0%
	No	Count % within CACSMPL - Catchment Area	53 52.0%	48 56.5%	37 39.4%	62 51.2%	102 100.0%
Total		Count % within CACSMPL - Catchment Area	102 100.0%	85 100.0%	94 100.0%	121 100.0%	102 100.0%

The pivoting tool will appear:

			CACSMPL - Catchment Area				
			Little Rock AFB	Barksdale AFB	Ft. Polk	Tinker AFB	Ft. Sill
In 1st yr:did you see a specialist	Yes	Count	49	37	57	59	?
		% within CACSMPL - Catchment Area	48.0%	43.5%	60.6%	48.8%	54.9
	No	Count	53	48	37	62	?
		% within CACSMPL - Catchment Area	56.5%	39.4%	51.2%	45.1	
Total		Count	85	85	94	121	100
		% within CACSMPL - Catchment Area	100.0%	100.0%	100.0%	100.0	

This tool reflects the table structure: rows, columns, and layers. The icons in the margins of the pivoting trays represent the table elements: the variables and the cell statistics. Place the mouse pointer on each icon and notice the element name appear. In this example, on the ROW axis, you would find the variable, **H02017** – saw specialist in the last 12 months, and **Statistics** – the percent of people in each catchment area. On the column axis is the variable, **cacsmpl** – the catchment area.

Place the mouse pointer on the **Statistics** icon. Click and drag the icon from the ROW to the COLUMN dimension. The table immediately reformats as in the following screen:

			CACSMPL - Catchment Area				
			Little Rock AFB	Barksdale AFB	Ft. Polk	Tinker AFB	Ft. Sill
In 1st yr:did you see a specialist	Yes	Count	49	37	57	59	?
		% within CACSMPL - Catchment Area	48.0%	43.5%	60.6%	48.8%	54.9
	No	Count	53	48	37	62	?
		% within CACSMPL - Catchment Area	56.5%	39.4%	51.2%	45.1	
Total		Count	85	85	94	121	100
		% within CACSMPL - Catchment Area	100.0%	100.0%	100.0%	100.0	

Close the pivoting tool and scroll from side to side in the table. Again, the table appears too wide, but the report will print properly. Notice that the table is much more readable.

The label at the top of the table is the **Variable Label** for **cacsmpl**. Select it by double-clicking and edit it for clarity (see the screen below).

The table is now formatted to accommodate the long percent label, creating a lot of wasted space. Double-click this element, delete the text, and replace it with the word, “Percent”. The empty space disappears and the table appears as follows:

The screenshot shows an SPSS Pivot Table window titled "SPSS Pivot Table - table2". The table is a crosstabulation for the variable "In 1st yr: did you see a specialist" across three catchment areas: Little Rock AFB, Barksdale AFB, and Ft. Polk. The table includes counts and percentages for "Yes" and "No" responses.

		Southwest Region: Catchment Areas					
		Little Rock AFB		Barksdale AFB		Ft. Polk	
		Count	Percent	Count	Percent	Count	Percent
In 1st yr: did you see a specialist	Yes	49	48.0%	37	43.5%	57	60.6%
	No	53	52.0%	48	56.5%	37	39.4%
Total		102	100.0%	85	100.0%	94	100.0%

Next, notice that the label for **H02017** is awkward. Select and clear it.

Last, edit the text in the table label so that it better expresses the content of the table. The finished table appears as follows:

The screenshot shows an SPSS Pivot Table window with the following data:

Saw Specialist in Last Year: By Catchment Areas							
Southwest Region: Catchment Areas							
		Little Rock AFB		Barksdale AFB		Ft. Polk	
		Count	Percent	Count	Percent	Count	Percent
Yes		49	48.0%	37	43.5%	57	60.6%
No		53	52.0%	48	56.5%	37	39.4%
Total		102	100.0%	85	100.0%	94	100.0%

Check **Print Preview** to see if the table is acceptable.

The last example shows you how to add a **Layer** dimension to a **Crosstabs** analysis. Using the same row variable, **H02017**, suppose you want to look at the percentage of people by their enrollment status in TRICARE Prime, **xenr1mt**, who saw a specialist in the past 12 months. Suppose you are also interested in sex differences, **xsexa**, among the groupings. **Xsexa** is the **Layer** variable. You want to remain in the Southwest region, using **filtr_6** as the filter variable. The cases will be weighted by **wrwt**.

The status line indicates **Weight On** and **Filter On**. Verify that both the weight and the filter variables are appropriate.

Once more, open the **Crosstabs** dialog box, enter the analysis variables, and set the **Cells** options, checking **Column** under **Percentages** until the dialog box looks like the following:

The screenshot shows the SPSS Crosstabs dialog box with the following settings:

- Rows:** h02017
- Column(s):** xenr1mt
- Layer:** xsexa
- Display clustered bar charts:**
- Suppress tables:**

The background shows the SPSS Data Editor with a data table:

	acsmpl	enbgsmpl	mpcsmpl
09	04		1.00
61	04		2.00
61	04		1.00
61	04		2.00
61	04		1.00
61	04		1.00
20	04		2.00
38	04		1.00
20	04		2.00
48	04		2.00

Do the following:

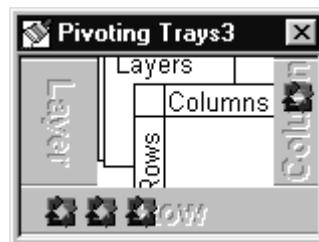
- Run **Crosstabs**.
- Edit the **Title** element in the **Output Navigator**.
- Examine **Notes** and the **Case Processing Summary** to verify that the crosstab ran as expected.
- Open the table as an **SPSS Pivot Table Object**, and the following will appear:

The screenshot shows an SPSS Pivot Table window titled "SPSS Pivot Table - table3". The table is a crosstabulation of "Enrollment in TRICARE Prime" by "Male or Female" and "In 1st yr: did you see a specialist". The table is structured as follows:

				Enrollment in TRICARE Prime			
				Active Duty - under 65	Enrolled - under 65	Not enrolled - under 65	Not enrolled 65 or over
Male	In 1st yr: did you see a specialist	Yes	Count	56997	34325	51479	9006
			% within Enrollment in TRICARE Prime	39.6%	62.7%	56.6%	85.2%
		No	Count	87070	20463	39435	1566
			% within Enrollment in TRICARE Prime	60.4%	37.3%	43.4%	14.8%
	Total		Count	144067	54788	90914	10574
			% within Enrollment in TRICARE Prime	100.0%	100.0%	100.0%	100.0%
Female	In 1st yr: did you see a specialist	Yes	Count	20254	88427	57998	8634

The table is difficult to read, but you can improve it by doing the following.

Select the **Pivot** menu to activate the **Pivoting Trays**. The table structure is reproduced in the tool as follows:



Place the mouse pointer on each small icon in the ROW dimension, labeled **MALE OR FEMALE-R**, in the ROW dimension. Move it to the COLUMN dimension, and the table changes to the following:

In 1st yr:did you see a specialist * Enrollment in TRICARE Prime * Male or Female - R Crosstabulation

		Enrollment in TRICARE Prime					
		Active Duty - under 65		Enrolled - under 65		Not enrolled	
		Male or Female - R		Male or Female - R		Male or	
		Male	Female	Male	Female	Male	
In 1st yr:did you see a specialist	Yes	Count	56997	20254	34325	88427	5147
		% within Enrollment in TRICARE Prime	39.6%	53.6%	62.7%	58.0%	56.6%
	No	Count	87070	17511	20463	64028	3943
		% within Enrollment in TRICARE Prime	60.4%	46.4%	37.3%	42.0%	43.4%
Total		Count	144067	37765	54788	152455	9091
		% within Enrollment in TRICARE Prime	100.0%	100.0%	100.0%	100.0%	100.0%

Then drag the **Statistics** icon to the COLUMN dimension to produce the following change:

In 1st yr:did you see a specialist * Enrollment in TRICARE Prime * Male or Female - R Crosstabulation

		Enrollment in TRICARE Prime					
		Active Duty - under 65			Enrolled - under 65		
		Male or Female - R			Male or Female - R		
		Male		Female		Male	
		% within Enrollment in TRICARE Prime			% within Enrollment in TRICARE Prime		
		Count	Count	Count	Count	Count	Count
In 1st yr:did you see a specialist	Yes	56997	39.6%	20254	53.6%	34325	62.7%
	No	87070	60.4%	17511	46.4%	20463	37.3%
Total		144067	100.0%	37765	100.0%	54788	100.0%

Close the **Pivoting Trays** and hide the dimension label, **MALE OR FEMALE-R**, in the table. Then, change the percent label to "Percent" and delete the label for **H02017** in the row dimension. Last, revise the label above the table to make it more informative.

The resulting table is both clear and informative.

The screenshot shows the SPSS Pivot Table window with the following data:

Southwest Region: Saw Specialist Last Year: Enrollment Status By Gender							
	Enrollment in TRICARE Prime						
	Active Duty - under 65				Enrolled - under 65		
	Male		Female		Male	Female	
	Count	Percent	Count	Percent	Count	Percent	Count
Yes	56997	39.6%	20254	53.6%	34325	62.7%	
No	87070	60.4%	17511	46.4%	20463	37.3%	
Total	144067	100.0%	37765	100.0%	54788	100.0%	1

The Print Preview, as in the view below, shows how the report will print.

The screenshot shows the SPSS Output Navigator window with a print preview of the pivot table. The table is identical to the one in the previous screenshot:

Southwest Region: Saw Specialist Last Year: Enrollment Status By Gender							
	Enrollment in TRICARE Prime						
	Active Duty - under 65				Enrolled - under 65		
	Male		Female		Male	Female	
	Count	Percent	Count	Percent	Count	Percent	Count
Yes	56997	39.6%	20254	53.6%	34325	62.7%	
No	87070	60.4%	17511	46.4%	20463	37.3%	
Total	144067	100.0%	37765	100.0%	54788	100.0%	1

CALCULATING VARIANCES OF ESTIMATES

Sampling error occurs when estimates are derived from a sample rather than a complete census of the population. The sample used for a particular survey is only one of a large number of possible samples of the same size and design that could have been selected. Even if the same questionnaire and instructions were used, the estimates from each sample would differ from the others. The standard error (or square root of the variance) indicates the magnitude of the sampling error and thus measures the precision expected from a particular sample.

It is desirable to assess the accuracy of an estimate. The standard error of a survey estimate measures the precision with which an estimate from one sample approximates the true population value. The standard error can be used to construct confidence intervals for survey parameters, within which the true parameter lies within a measurable degree of certainty.

This section explains how to estimate standard errors or variances for estimators computed from the 2002 Adult HCSDB. For a full discussion of variance estimation methods, see Wolter (1985) and references cited therein.

Variance Estimation Methods

To account for the sample design,¹ it is customary to use either Taylor series linearization or a resampling method for variance estimation. Neither variance estimation method, in general, is better so the choice of one or the other is largely a matter of convenience. To help users to estimate standard errors using Taylor series linearization or jackknife replication, the public release files for the Quarter IV 2002 Adult HCSDB include the following variables:

- The stratum variable and the final annual weight (ADJ_CELL and WRWT) for the Taylor series linearization method
- Quarterly final weight (WRWT) and jackknife replicate weights (WRWT1 to WRWT60)

Two popular software packages are available for performing Taylor series linearization or the jackknife replication method: SUDAANTM (Shah et al. 1997) and WesVarPC (Brick et al. 1996), respectively.² The discussion below explains how SUDAAN and WesVarPC are used to calculate variance estimates using Taylor series linearization and jackknife replication methods.

¹The 2002 HCSDB uses a stratified sampling design. For details, see N.A. Clusen and D.S. Jang. "The 2000 Health Care Survey of DoD Beneficiaries: 2001 Adult Sample Design." Washington, DC: Mathematica Policy Research, November 2001.

²The latest version for SUDAAN 7.5 and SAS 8.0 can be used for replication methods including jackknife variance estimation.

Taylor Series Linearization Method

For most sample designs (including the 2002 Adult HCSDDB), design-based variance estimates for linear estimators of totals or means can be obtained with explicit formulas. However, nonlinear functions such as ratios do not have exact expressions for the variance. The Taylor series linearization method approximates the variance of a nonlinear estimator with the variances of the linear terms from the Taylor series expansion. Woodruff (1971) presented applications of this technique to sample surveys. Details on this method can also be found in “The 2002 Health Care Survey of DoD Beneficiaries: Adult Technical Manual”.

To calculate variance estimates based on Taylor series linearization method with HCSDDB’s stratified sampling design, both the stratum variable (ADJ_CELL) and the final weight (WRWT) specified for each data record are needed.

SUDAAN incorporates the final analysis weight and the survey design to obtain estimates and their sampling errors. With a small overall sampling rate of about 1 percent, you can use the with-replacement design procedure (STRWR) in calculating standard errors.

All SUDAAN procedures require the following:

- The specification of sampling designs. The terminology for the stratified with-replacement sample design is DESIGN = STRWR.
- The data file sorted by the variable specified in the NEST statement. For the Quarter II 2002 Adult HCSDDB, the data file for adults must be sorted by ADJ_CELL before using any SUDAAN procedure.
- A FILE TYPE appropriate for SUDAAN, if you use a stand-alone SUDAAN program. For example, some SUDAAN PC versions under Windows or MS-DOS accept only V6.02 through V6.04 SAS files, and FILE TYPE must be specified as SAS. SAS-callable SUDAAN is also available and can be invoked directly in a SAS program with any available SAS file as input; FILE TYPE is not needed here.
- The WEIGHT variable is WRWT

The following program is an example of how to use SUDAAN to calculate variance estimates for a mean statistic. Suppose you want to estimate:

- H02018 among all beneficiaries in the past 12 months who saw a specialist (H02017=1) for each region (XREGION)

```
PROC DESCRIPT DATA=HCSDDB /*FILETYPE=SAS*/ DESIGN=STRWR;  
WEIGHT WRWT;  
NEST ADJ_CELL;  
SUBPOPN H02017=1;  
SUBGROUP XREGION;  
LEVELS 16;  
VAR H02018;
```

The following program is an example of how to use SUDAAN to calculate variance estimates for column percentages or row percentages. Suppose you want to estimate:

- A cross tabulation of respondents in Region 3 who last had a blood pressure reading less than 12 months ago, 1 to 2 years ago, and more than 2 years ago (H02059) by TRICARE enrollment (XENRLLMT).

```
PROC CROSSTAB DATA=HCSDB /*FILETYPE=SAS*/ DESIGN=STRWR;
  WEIGHT          WRWT;
  NEST            ADJ_CELL;
  SUBPOPN        XREGION = 3;
  SUBGROUP       H02059 XENRLLMT;
  LEVELS         3 5;
  TABLES        H02059 *XENRLLMT;
```

From the above examples, users should note that:

- PROC DESCRIPT can be used to compute estimates of means and the corresponding standard errors.
- PROC CROSSTAB can be used to compute estimates of proportions and the corresponding standard errors.

For a more detailed and complete discussion of how to use SUDAAN, see Shah et al. (1997).

Jackknife Replication Method

Another popular way to estimate the variance is to use a resampling method such as jackknife replication, balanced repeated replication, random groups, or the bootstrap method. Like other replication methods, jackknife replication constructs a number of subsamples (replicates) from the full sample and computes the statistics of interest for each replicate (with the same formula as the full sample estimate). The mean square error of the replicate estimates around their corresponding full estimate provides an estimate of the sampling variance of the statistic of interest regardless of the functional form of the statistic.

There are 240 replicate weights (WRWT1-WRWT240) for the 2002 Adult HCSDB in the Quarter 3 file. Construction of these weights is described in the Adult Technical Manual. With the replicate weights, you can produce jackknife standard errors using in-house or custom written software, or you can use a publicly available software package such as WesVarPC or SUDAAN 7.5. Because WesVarPC 2.02 is available as freeware on the World Wide Web (<http://www.westat.com/wesvarpc/index.html>), the following example explains how it is used to produce jackknife variance estimates for statistics from the 2002 Adult HCSDB.

Suppose you want to estimate the mean rating of specialists (H02018) by beneficiaries who went to a specialist in the past 12 months (H02017=1) for each region (XREGION). You would use WesVarPc as follows.

- **Create a SAS V6.04 file, SAS Transport file, or ASCII file.** WesVarPC has a restriction for the input data format. All files must be converted to one of these three types of files before being imported to WesVarPC.
- **Create a WesVarPC data file.** From the *Prep* menu, choose the *Import Data Files* screen and import all variables for the analysis. For this example, input H02017, and XREGION into the **Variables** box, WRWT01-WRWT60 into the **Replicates** box, and MPRID into the **ID** box. Also specify the replication method as JK1 on this screen.
- Create a data file for the subpopulation. Specify the subpopulation by choosing the *Subpop WesVarPC Data File* from the *Prep* menu: H02017=1.

- **Calculate estimates.** From the *Tables* menu, choose **New** and select the file created from the above procedure. Then, from the *Table Request* screen, specify H02018 as the **Analysis** variable, MEAN (H02018) as the **Compute Statistics**, and XREGION as the **Table**.

The above steps can also be followed to produce standard errors. The WesVarPC user's manual (Brick et al. 1996) provides other possible methods for producing standard errors. The latest WesVarPC 4.0 is no longer freeware and can be purchased from Westat.

Chapter

4

Codebook

This chapter describes every variable in the database. This codebook will also be helpful in identifying which data are available for various analyses, and what, if any, recoding of variables will meet your needs. It may also be useful in reviewing output.

The variables are in order based on their order in the database. An alphabetical listing (see Table of Contents) is provided to assist in locating variables.

The codebook contains frequency distributions for both discrete and continuous variables. A discrete variable is one that has only a few values. A continuous variable may have many possible values.

Below are two examples of the presentation of variables in the codebook. For each variable, we include the variable name, definition, weighted and unweighted frequency distributions, and the format value for each value. The first example contains a frequency distribution for a discrete variable.

H02009 - Health plan: problem to get a personal doctor or nurse you are happy with					
Value	Unweighted		Weighted		Formatted Value
	Count	Percent	Count	Percent	
.	4592	8.40	514968	7.73	Did not answer
N	17005	31.10	2305173	34.58	Didn't get a new personal doctor/nurse
A	29	0.05	4185	0.06	Invalid multiple responses
C	2982	5.45	422506	6.34	Should be skipped
1	3806	6.96	408256	6.12	A big problem
2	6155	11.26	651411	9.77	A small problem
3	20114	36.78	2359088	35.39	Not a problem

The table below contains an example of a frequency distribution for a continuous variable: age. The frequency does not list every possible value of age individually but instead shows several age ranges that together cover all possible values of age. You will notice that the last range representing ages “75 years and older” includes 2731 respondents age 75 and older.

The codebook contains frequency distributions combining observations for all four quarters of 2002. It also contains frequencies broken down by the quarter in which the survey was fielded. Annual frequencies for all variables are shown first followed by all quarterly frequencies. Frequencies for the replicate weights (WRWT1-WRWT60 and CWRWT1-CWRWT240) are not shown.

DAGEQY - Age at time of data collection					
Value	Unweighted		Weighted		Formatted Value
	Count	Percent	Count	Percent	
018 -- 034	16419	30.03	1465229	21.98	018--034
035 -- 044	13429	24.56	1194538	17.92	035--044
045 -- 054	8931	16.33	1089160	16.34	045--054
055 -- 064	8283	15.15	1275738	19.14	055--064
065 -- 074	4890	8.94	1037639	15.57	065--074
075 -- 100	2731	4.99	603283	9.05	075 yrs and older

ANNUAL FREQUENCIES

MPRID - Unique MPR Identifier					
Value	Unweighted		Weighted		Formatted Value
	Count	Percent	Count	Percent	
00966786 -- 07910367	54683	100.00	6665586	100.00	00000001--99999999

SVCSMPL - Branch of Service Sampling Variable					
Value	Unweighted		Weighted		Formatted Value
	Count	Percent	Count	Percent	
1	17554	32.10	2329581	34.95	Army
2	10991	20.10	1643496	24.66	Navy
3	3408	6.23	430537	6.46	Marine Corps
4	21335	39.02	2097066	31.46	Air Force
5	1105	2.02	131905	1.98	Coast Guard
6	290	0.53	33002	0.50	Other/Unknown

SEXSMPL - Sex Sampling Variable					
Value	Unweighted		Weighted		Formatted Value
	Count	Percent	Count	Percent	
1	27101	49.56	3449873	51.76	Male
2	27582	50.44	3215714	48.24	Female

STRATUM - Sampling STRATUM					
Value	Unweighted		Weighted		Formatted Value
	Count	Percent	Count	Percent	
101	137	0.25	3900	0.06	101
102	79	0.14	1980	0.03	102
104	210	0.38	5719	0.09	104
301	81	0.15	4422	0.07	301
302	76	0.14	3521	0.05	302
304	78	0.14	3087	0.05	304
305	99	0.18	7156	0.11	305
306	86	0.16	5725	0.09	306
401	219	0.40	3863	0.06	401
402	137	0.25	3164	0.05	402
404	137	0.25	3766	0.06	404
501	185	0.34	11603	0.17	501
502	71	0.13	4639	0.07	502

2002 HEALTH CARE SURVEY OF DOD BENEFICIARIES – FINAL

504	59	0.11	1827	0.03	504
505	58	0.11	1664	0.02	505
601	139	0.25	7618	0.11	601
602	95	0.17	6566	0.10	602
604	84	0.15	5475	0.08	604
605	72	0.13	3779	0.06	605
606	75	0.14	3407	0.05	606
801	180	0.33	3964	0.06	801
802	80	0.15	2430	0.04	802
804	134	0.25	3608	0.05	804
901	99	0.18	7314	0.11	901
902	73	0.13	4891	0.07	902
903	70	0.13	1021	0.02	903
904	107	0.20	12382	0.19	904
905	133	0.24	17915	0.27	905
906	179	0.33	23319	0.35	906
1001	177	0.32	6464	0.10	1001
1002	91	0.17	3684	0.06	1002
1004	161	0.29	6477	0.10	1004
1301	221	0.40	4986	0.07	1301
1302	104	0.19	2764	0.04	1302
1304	104	0.19	3202	0.05	1304
1401	140	0.26	15242	0.23	1401
1402	75	0.14	5001	0.08	1402
1403	73	0.13	659	0.01	1403
1404	129	0.24	20527	0.31	1404
1405	118	0.22	16373	0.25	1405
1406	192	0.35	25789	0.39	1406
1901	231	0.42	9024	0.14	1901
1902	117	0.21	4960	0.07	1902
1904	100	0.18	4707	0.07	1904
2401	120	0.22	36246	0.54	2401
2402	112	0.20	18925	0.28	2402
2403	66	0.12	1898	0.03	2403
2404	91	0.17	15175	0.23	2404
2405	74	0.14	10722	0.16	2405
2406	131	0.24	20212	0.30	2406
2801	65	0.12	6642	0.10	2801
2802	74	0.14	4278	0.06	2802
2804	79	0.14	3363	0.05	2804
2805	75	0.14	3535	0.05	2805
2806	82	0.15	3339	0.05	2806
2901	153	0.28	74139	1.11	2901
2902	101	0.18	24962	0.37	2902
2903	74	0.14	6980	0.10	2903
2904	90	0.16	25524	0.38	2904
2905	95	0.17	25509	0.38	2905
2906	100	0.18	42416	0.64	2906
3001	79	0.14	12480	0.19	3001
3002	64	0.12	3796	0.06	3002
3004	72	0.13	2119	0.03	3004
3005	74	0.14	1182	0.02	3005
3006	70	0.13	2503	0.04	3006
3201	77	0.14	12674	0.19	3201
3202	62	0.11	7947	0.12	3202
3203	65	0.12	887	0.01	3203
3204	80	0.15	8511	0.13	3204

3205	68	0.12	4347	0.07	3205
3206	85	0.16	9413	0.14	3206
3301	146	0.27	12391	0.19	3301
3302	95	0.17	6647	0.10	3302
3304	122	0.22	12208	0.18	3304
3305	112	0.20	8571	0.13	3305
3306	89	0.16	10411	0.16	3306
3501	226	0.41	11867	0.18	3501
3502	106	0.19	4519	0.07	3502
3504	81	0.15	3566	0.05	3504
3601	158	0.29	3664	0.05	3601
3602	68	0.12	2127	0.03	3602
3604	97	0.18	2334	0.04	3604
3606	89	0.16	1572	0.02	3606
3701	222	0.41	17746	0.27	3701
3702	84	0.15	2343	0.04	3702
3703	88	0.16	2235	0.03	3703
3704	72	0.13	5879	0.09	3704
3705	112	0.20	10873	0.16	3705
3706	112	0.20	17186	0.26	3706
3801	155	0.28	25836	0.39	3801
3802	90	0.16	8071	0.12	3802
3803	78	0.14	779	0.01	3803
3804	114	0.21	10708	0.16	3804
3805	110	0.20	13403	0.20	3805
3806	98	0.18	12878	0.19	3806
3901	149	0.27	34885	0.52	3901
3902	108	0.20	18039	0.27	3902
3903	80	0.15	2313	0.03	3903
3904	116	0.21	20591	0.31	3904
3905	142	0.26	26180	0.39	3905
3906	97	0.18	17237	0.26	3906
4201	109	0.20	9390	0.14	4201
4202	73	0.13	6209	0.09	4202
4203	92	0.17	1251	0.02	4203
4204	89	0.16	9479	0.14	4204
4205	134	0.25	13652	0.20	4205
4206	108	0.20	11597	0.17	4206
4301	165	0.30	3487	0.05	4301
4302	85	0.16	2338	0.04	4302
4304	172	0.31	4449	0.07	4304
4501	100	0.18	7451	0.11	4501
4502	80	0.15	5285	0.08	4502
4503	85	0.16	1138	0.02	4503
4504	137	0.25	16091	0.24	4504
4505	177	0.32	21543	0.32	4505
4506	240	0.44	30490	0.46	4506
4601	112	0.20	2425	0.04	4601
4602	69	0.13	897	0.01	4602
4604	264	0.48	8343	0.13	4604
4701	175	0.32	15608	0.23	4701
4702	87	0.16	8899	0.13	4702
4704	123	0.22	13929	0.21	4704
4705	72	0.13	8372	0.13	4705
4706	89	0.16	8319	0.12	4706
4801	98	0.18	22261	0.33	4801
4802	64	0.12	7400	0.11	4802

2002 HEALTH CARE SURVEY OF DOD BENEFICIARIES – FINAL

4803	69	0.13	985	0.01	4803
4804	76	0.14	8681	0.13	4804
4805	67	0.12	8704	0.13	4805
4806	97	0.18	9574	0.14	4806
4901	92	0.17	20180	0.30	4901
4902	61	0.11	9981	0.15	4902
4903	54	0.10	1272	0.02	4903
4904	64	0.12	6645	0.10	4904
4905	60	0.11	5082	0.08	4905
4906	75	0.14	5683	0.09	4906
5101	213	0.39	5205	0.08	5101
5102	115	0.21	3115	0.05	5102
5104	127	0.23	4425	0.07	5104
5201	151	0.28	27365	0.41	5201
5202	67	0.12	11466	0.17	5202
5203	84	0.15	3092	0.05	5203
5204	80	0.15	5062	0.08	5204
5205	73	0.13	9102	0.14	5205
5206	83	0.15	11241	0.17	5206
5301	151	0.28	4343	0.07	5301
5302	83	0.15	2427	0.04	5302
5304	82	0.15	2189	0.03	5304
5305	96	0.18	1733	0.03	5305
5501	128	0.23	8350	0.13	5501
5502	93	0.17	5362	0.08	5502
5503	80	0.15	756	0.01	5503
5504	81	0.15	8455	0.13	5504
5505	116	0.21	12161	0.18	5505
5506	90	0.16	8665	0.13	5506
5601	120	0.22	28511	0.43	5601
5602	75	0.14	4679	0.07	5602
5603	64	0.12	1102	0.02	5603
5604	77	0.14	3866	0.06	5604
5605	79	0.14	9343	0.14	5605
5606	68	0.12	7490	0.11	5606
5701	109	0.20	9956	0.15	5701
5702	80	0.15	5766	0.09	5702
5704	78	0.14	3316	0.05	5704
5705	81	0.15	2362	0.04	5705
5706	75	0.14	2492	0.04	5706
5801	228	0.42	7127	0.11	5801
5802	120	0.22	4843	0.07	5802
5804	123	0.22	5285	0.08	5804
5901	184	0.34	4244	0.06	5901
5902	102	0.19	2442	0.04	5902
5904	105	0.19	2887	0.04	5904
6001	121	0.22	24886	0.37	6001
6002	91	0.17	13310	0.20	6002
6003	60	0.11	1200	0.02	6003
6004	73	0.13	7194	0.11	6004
6005	69	0.13	6864	0.10	6005
6006	83	0.15	6665	0.10	6006
6101	117	0.21	13609	0.20	6101
6102	76	0.14	5274	0.08	6102
6103	70	0.13	809	0.01	6103
6104	79	0.14	6143	0.09	6104
6105	92	0.17	11134	0.17	6105

6106	91	0.17	7942	0.12	6106
6201	193	0.35	5404	0.08	6201
6202	88	0.16	2701	0.04	6202
6204	110	0.20	3194	0.05	6204
6401	107	0.20	9094	0.14	6401
6402	56	0.10	4594	0.07	6402
6404	80	0.15	3300	0.05	6404
6405	56	0.10	1236	0.02	6405
6406	78	0.14	2724	0.04	6406
6601	179	0.33	16562	0.25	6601
6602	77	0.14	9226	0.14	6602
6603	100	0.18	1691	0.03	6603
6604	83	0.15	12297	0.18	6604
6605	122	0.22	12568	0.19	6605
6606	83	0.15	13039	0.20	6606
6701	180	0.33	22965	0.34	6701
6702	107	0.20	6699	0.10	6702
6703	109	0.20	2388	0.04	6703
6704	83	0.15	9150	0.14	6704
6705	119	0.22	18895	0.28	6705
6706	104	0.19	16642	0.25	6706
6901	246	0.45	17323	0.26	6901
6902	113	0.21	8177	0.12	6902
6904	120	0.22	9126	0.14	6904
7301	98	0.18	12661	0.19	7301
7302	68	0.12	5889	0.09	7302
7304	93	0.17	8125	0.12	7304
7305	65	0.12	4284	0.06	7305
7306	84	0.15	10681	0.16	7306
7501	110	0.20	10769	0.16	7501
7502	89	0.16	3918	0.06	7502
7504	81	0.15	4628	0.07	7504
7505	76	0.14	1641	0.02	7505
7506	83	0.15	3233	0.05	7506
7801	135	0.25	8151	0.12	7801
7802	96	0.18	5473	0.08	7802
7804	90	0.16	6936	0.10	7804
7805	114	0.21	8453	0.13	7805
7806	84	0.15	5511	0.08	7806
7901	75	0.14	7544	0.11	7901
7902	55	0.10	5511	0.08	7902
7904	110	0.20	10494	0.16	7904
7905	138	0.25	16680	0.25	7905
7906	133	0.24	13529	0.20	7906
8301	189	0.35	7358	0.11	8301
8302	88	0.16	4499	0.07	8302
8304	144	0.26	7115	0.11	8304
8601	115	0.21	8805	0.13	8601
8602	100	0.18	2872	0.04	8602
8603	72	0.13	778	0.01	8603
8604	73	0.13	2548	0.04	8604
8605	85	0.16	5639	0.08	8605
8606	89	0.16	7274	0.11	8606
8901	177	0.32	41500	0.62	8901
8902	114	0.21	20387	0.31	8902
8903	81	0.15	2990	0.04	8903
8904	68	0.12	11303	0.17	8904

8905	98	0.18	21314	0.32	8905
8906	77	0.14	12302	0.18	8906
9001	195	0.36	4363	0.07	9001
9002	86	0.16	2359	0.04	9002
9004	122	0.22	2963	0.04	9004
9101	114	0.21	31905	0.48	9101
9102	101	0.18	13331	0.20	9102
9103	63	0.12	1464	0.02	9103
9104	71	0.13	5457	0.08	9104
9105	78	0.14	7126	0.11	9105
9106	90	0.16	3835	0.06	9106
9201	71	0.13	8353	0.13	9201
9202	68	0.12	4823	0.07	9202
9204	80	0.15	2793	0.04	9204
9205	73	0.13	3130	0.05	9205
9206	81	0.15	4140	0.06	9206
9501	112	0.20	6792	0.10	9501
9502	79	0.14	5239	0.08	9502
9504	118	0.22	11367	0.17	9504
9505	91	0.17	9356	0.14	9505
9506	94	0.17	9239	0.14	9506
9601	229	0.42	14481	0.22	9601
9602	138	0.25	7625	0.11	9602
9604	106	0.19	7464	0.11	9604
9801	121	0.22	15396	0.23	9801
9802	71	0.13	7727	0.12	9802
9804	80	0.15	7038	0.11	9804
9805	62	0.11	3307	0.05	9805
9806	74	0.14	6578	0.10	9806
10101	80	0.15	5674	0.09	10101
10102	73	0.13	3060	0.05	10102
10104	83	0.15	3392	0.05	10104
10105	80	0.15	3758	0.06	10105
10106	79	0.14	3306	0.05	10106
10301	88	0.16	12023	0.18	10301
10302	85	0.16	4296	0.06	10302
10303	111	0.20	1321	0.02	10303
10304	95	0.17	8054	0.12	10304
10305	115	0.21	13108	0.20	10305
10306	71	0.13	9059	0.14	10306
10401	54	0.10	10637	0.16	10401
10402	71	0.13	3700	0.06	10402
10404	81	0.15	2191	0.03	10404
10405	80	0.15	1835	0.03	10405
10406	78	0.14	3857	0.06	10406
10501	70	0.13	12912	0.19	10501
10502	65	0.12	4343	0.07	10502
10504	76	0.14	7692	0.12	10504
10505	83	0.15	9110	0.14	10505
10506	97	0.18	9681	0.15	10506
10801	97	0.18	14274	0.21	10801
10802	73	0.13	8386	0.13	10802
10803	59	0.11	693	0.01	10803
10804	87	0.16	12416	0.19	10804
10805	66	0.12	5670	0.09	10805
10806	77	0.14	10130	0.15	10806
10901	95	0.17	9371	0.14	10901

2002 HEALTH CARE SURVEY OF DOD BENEFICIARIES – FINAL

10902	77	0.14	5641	0.08	10902
10903	79	0.14	1271	0.02	10903
10904	125	0.23	14633	0.22	10904
10905	106	0.19	10487	0.16	10905
10906	166	0.30	25244	0.38	10906
11001	176	0.32	37375	0.56	11001
11002	95	0.17	18289	0.27	11002
11003	49	0.09	1959	0.03	11003
11004	81	0.15	13291	0.20	11004
11005	76	0.14	13430	0.20	11005
11006	83	0.15	8448	0.13	11006
11201	203	0.37	6494	0.10	11201
11202	111	0.20	3682	0.06	11202
11204	94	0.17	3679	0.06	11204
11301	83	0.15	7790	0.12	11301
11302	79	0.14	3039	0.05	11302
11304	94	0.17	3078	0.05	11304
11305	70	0.13	1540	0.02	11305
11306	83	0.15	3811	0.06	11306
11701	118	0.22	23542	0.35	11701
11702	74	0.14	8744	0.13	11702
11704	117	0.21	18528	0.28	11704
11705	69	0.13	6101	0.09	11705
11706	119	0.22	20015	0.30	11706
11801	179	0.33	5208	0.08	11801
11802	110	0.20	3335	0.05	11802
11804	120	0.22	3574	0.05	11804
11901	217	0.40	8612	0.13	11901
11902	111	0.20	4826	0.07	11902
11904	91	0.17	4637	0.07	11904
12001	132	0.24	12559	0.19	12001
12002	93	0.17	7460	0.11	12002
12003	92	0.17	905	0.01	12003
12004	72	0.13	4394	0.07	12004
12005	94	0.17	8395	0.13	12005
12006	80	0.15	7205	0.11	12006
12101	87	0.16	11948	0.18	12101
12102	58	0.11	8202	0.12	12102
12103	79	0.14	1651	0.02	12103
12104	80	0.15	9483	0.14	12104
12105	98	0.18	8881	0.13	12105
12106	90	0.16	9495	0.14	12106
12301	139	0.25	14675	0.22	12301
12302	114	0.21	12560	0.19	12302
12303	125	0.23	3996	0.06	12303
12304	144	0.26	19042	0.29	12304
12305	223	0.41	32391	0.49	12305
12306	128	0.23	18033	0.27	12306
12401	185	0.34	72558	1.09	12401
12402	114	0.21	25408	0.38	12402
12403	126	0.23	13802	0.21	12403
12404	63	0.12	15365	0.23	12404
12405	146	0.27	45875	0.69	12405
12406	76	0.14	23128	0.35	12406
12501	139	0.25	28824	0.43	12501
12502	93	0.17	14564	0.22	12502
12503	67	0.12	1375	0.02	12503

2002 HEALTH CARE SURVEY OF DOD BENEFICIARIES – FINAL

12504	142	0.26	21341	0.32	12504
12505	101	0.18	14470	0.22	12505
12506	140	0.26	30594	0.46	12506
12601	117	0.21	13466	0.20	12601
12602	92	0.17	9124	0.14	12602
12604	80	0.15	7861	0.12	12604
12605	75	0.14	4888	0.07	12605
12606	84	0.15	6379	0.10	12606
12701	87	0.16	7945	0.12	12701
12702	81	0.15	4236	0.06	12702
12704	77	0.14	3122	0.05	12704
12705	81	0.15	2012	0.03	12705
12706	89	0.16	3299	0.05	12706
12801	144	0.26	3629	0.05	12801
12802	94	0.17	1982	0.03	12802
12804	182	0.33	4080	0.06	12804
12901	268	0.49	9362	0.14	12901
12902	107	0.20	3556	0.05	12902
12904	97	0.18	3600	0.05	12904
13101	163	0.30	4708	0.07	13101
13102	83	0.15	2697	0.04	13102
13105	91	0.17	2065	0.03	13105
25201	78	0.14	1725	0.03	25201
25202	28	0.05	747	0.01	25202
25204	27	0.05	958	0.01	25204
28001	163	0.30	7527	0.11	28001
28002	187	0.34	8026	0.12	28002
28004	78	0.14	2015	0.03	28004
28701	280	0.51	4885	0.07	28701
28702	128	0.23	2901	0.04	28702
28704	76	0.14	1190	0.02	28704
32101	290	0.53	9208	0.14	32101
32102	107	0.20	2405	0.04	32102
32104	78	0.14	1704	0.03	32104
32601	255	0.47	6070	0.09	32601
32602	90	0.16	2826	0.04	32602
32604	77	0.14	1442	0.02	32604
33001	166	0.30	9024	0.14	33001
33002	132	0.24	5362	0.08	33002
36601	153	0.28	3901	0.06	36601
36602	102	0.19	3278	0.05	36602
36604	207	0.38	7553	0.11	36604
37801	33	0.06	1305	0.02	37801
37802	41	0.07	1356	0.02	37802
37804	25	0.05	1096	0.02	37804
38501	175	0.32	7599	0.11	38501
38502	125	0.23	4317	0.06	38502
38504	90	0.16	3811	0.06	38504
38701	51	0.09	1736	0.03	38701
38702	35	0.06	989	0.01	38702
38704	19	0.03	519	0.01	38704
50801	94	0.17	4205	0.06	50801
50802	26	0.05	609	0.01	50802
51101	45	0.08	1653	0.02	51101
51102	22	0.04	410	0.01	51102
51104	17	0.03	406	0.01	51104
53401	57	0.10	1979	0.03	53401

2002 HEALTH CARE SURVEY OF DOD BENEFICIARIES – FINAL

60601	165	0.30	21400	0.32	60601
60602	68	0.12	8619	0.13	60602
60603	27	0.05	343	0.01	60603
60605	49	0.09	5885	0.09	60605
60701	208	0.38	18034	0.27	60701
60702	88	0.16	7079	0.11	60702
60705	69	0.13	5115	0.08	60705
60901	184	0.34	27186	0.41	60901
60902	76	0.14	10881	0.16	60902
60903	31	0.06	476	0.01	60903
60905	53	0.10	3294	0.05	60905
61201	226	0.41	30773	0.46	61201
61202	38	0.07	2262	0.03	61202
61205	35	0.06	3132	0.05	61205
61601	115	0.21	3888	0.06	61601
61602	40	0.07	990	0.01	61602
61605	54	0.10	2017	0.03	61605
61606	52	0.10	1896	0.03	61606
61701	210	0.38	17640	0.26	61701
61702	54	0.10	6855	0.10	61702
61705	33	0.06	2135	0.03	61705
62001	162	0.30	5881	0.09	62001
62002	61	0.11	2992	0.04	62002
62005	88	0.16	4005	0.06	62005
62101	140	0.26	17095	0.26	62101
62102	48	0.09	4747	0.07	62102
62103	8	0.01	108	0.00	62103
62105	38	0.07	1281	0.02	62105
62201	166	0.30	19500	0.29	62201
62202	32	0.06	4238	0.06	62202
62203	65	0.12	2886	0.04	62203
63301	182	0.33	11699	0.18	63301
63302	81	0.15	6262	0.09	63302
63305	36	0.07	2148	0.03	63305
63801	222	0.41	9223	0.14	63801
63805	37	0.07	2562	0.04	63805
64001	208	0.38	9251	0.14	64001
64002	70	0.13	4650	0.07	64002
64005	40	0.07	1603	0.02	64005
80401	208	0.38	7223	0.11	80401
80402	93	0.17	3853	0.06	80402
80501	212	0.39	5905	0.09	80501
80502	122	0.22	3934	0.06	80502
80601	250	0.46	10026	0.15	80601
80602	99	0.18	5105	0.08	80602
159201	39	0.07	2691	0.04	159201
159202	27	0.05	1631	0.02	159202
620101	43	0.08	561	0.01	620101
620102	36	0.07	805	0.01	620102
620104	57	0.10	1670	0.03	620104
699201	72	0.13	3254	0.05	699201
713901	263	0.48	6966	0.10	713901
713902	170	0.31	3544	0.05	713902
723601	54	0.10	3119	0.05	723601
723602	16	0.03	889	0.01	723602
723604	24	0.04	471	0.01	723604
728601	45	0.08	2035	0.03	728601

2002 HEALTH CARE SURVEY OF DOD BENEFICIARIES – FINAL

728602	21	0.04	703	0.01	728602
728604	24	0.04	926	0.01	728604
729301	58	0.11	2243	0.03	729301
729401	35	0.06	2886	0.04	729401
729402	26	0.05	1596	0.02	729402
729404	20	0.04	1125	0.02	729404
990101	16	0.03	7578	0.11	990101
990102	30	0.05	2388	0.04	990102
990103	28	0.05	5150	0.08	990103
990104	17	0.03	5271	0.08	990104
990105	20	0.04	40503	0.61	990105
990106	22	0.04	42688	0.64	990106
990201	17	0.03	2237	0.03	990201
990202	20	0.04	389	0.01	990202
990203	19	0.03	727	0.01	990203
990204	23	0.04	1477	0.02	990204
990205	21	0.04	16131	0.24	990205
990206	21	0.04	12071	0.18	990206
990301	20	0.04	2421	0.04	990301
990302	24	0.04	1952	0.03	990302
990303	17	0.03	1506	0.02	990303
990304	26	0.05	7221	0.11	990304
990305	26	0.05	36742	0.55	990305
990306	21	0.04	32289	0.48	990306
990401	22	0.04	3200	0.05	990401
990402	19	0.03	1481	0.02	990402
990403	22	0.04	1784	0.03	990403
990404	22	0.04	4973	0.07	990404
990405	23	0.04	25910	0.39	990405
990406	22	0.04	22356	0.34	990406
990501	22	0.04	5325	0.08	990501
990502	26	0.05	1754	0.03	990502
990503	30	0.05	3132	0.05	990503
990504	20	0.04	3541	0.05	990504
990505	22	0.04	37143	0.56	990505
990506	17	0.03	18897	0.28	990506
990601	19	0.03	4058	0.06	990601
990602	11	0.02	1056	0.02	990602
990603	19	0.03	2356	0.04	990603
990604	25	0.05	9968	0.15	990604
990605	24	0.04	37262	0.56	990605
990606	18	0.03	32626	0.49	990606
990801	31	0.06	6647	0.10	990801
990802	20	0.04	871	0.01	990802
990803	32	0.06	5347	0.08	990803
990804	21	0.04	2792	0.04	990804
990805	23	0.04	41863	0.63	990805
990806	21	0.04	34001	0.51	990806
990901	21	0.04	2513	0.04	990901
990902	26	0.05	1244	0.02	990902
990903	27	0.05	1350	0.02	990903
990904	21	0.04	2804	0.04	990904
990905	21	0.04	9159	0.14	990905
990906	19	0.03	13189	0.20	990906
991001	21	0.04	1191	0.02	991001
991002	25	0.05	1111	0.02	991002
991003	23	0.04	650	0.01	991003

2002 HEALTH CARE SURVEY OF DOD BENEFICIARIES – FINAL

991004	24	0.04	3049	0.05	991004
991005	25	0.05	9219	0.14	991005
991006	19	0.03	14148	0.21	991006
991101	21	0.04	2187	0.03	991101
991102	22	0.04	998	0.01	991102
991103	28	0.05	1190	0.02	991103
991104	16	0.03	2135	0.03	991104
991105	24	0.04	12234	0.18	991105
991106	20	0.04	12177	0.18	991106
999001	17	0.03	13206	0.20	999001
999002	30	0.05	3033	0.05	999002
999003	28	0.05	5445	0.08	999003
999004	26	0.05	1337	0.02	999004
999005	27	0.05	46668	0.70	999005
999006	16	0.03	40130	0.60	999006
999101	124	0.23	61563	0.92	999101
999102	62	0.11	16725	0.25	999102
999103	221	0.40	35791	0.54	999103
999104	78	0.14	33522	0.50	999104
999105	694	1.27	280563	4.21	999105
999106	481	0.88	227360	3.41	999106
999201	91	0.17	36625	0.55	999201
999202	61	0.11	15493	0.23	999202
999203	93	0.17	21590	0.32	999203
999204	149	0.27	56524	0.85	999204
999205	533	0.97	197145	2.96	999205
999206	565	1.03	227749	3.42	999206
999301	109	0.20	47682	0.72	999301
999302	67	0.12	15262	0.23	999302
999303	192	0.35	33120	0.50	999303
999304	105	0.19	49868	0.75	999304
999305	687	1.26	308957	4.64	999305
999306	540	0.99	280634	4.21	999306
999901	5	0.01	9852	0.15	999901
999902	10	0.02	1848	0.03	999902
999903	7	0.01	2555	0.04	999903
999904	8	0.01	1305	0.02	999904
999905	4	0.01	8959	0.13	999905
999906	1	0.00	2543	0.04	999906

CACSMPL - Catchment Area						
Value	Unweighted		Weighted		Formatted Value	
	Count	Percent	Count	Percent		
1	426	0.78	11599	0.17	Redstone Ars/Ft McClellan	
3	420	0.77	23911	0.36	Ft. Rucker	
4	493	0.90	10793	0.16	Maxwell AFB	
5	373	0.68	19734	0.30	Ft Wainwright	
6	465	0.85	26845	0.40	Elmendorf AFB/Ft Wainwright	
8	394	0.72	10003	0.15	Ft. Huachuca	
9	661	1.21	66843	1.00	Luke AFB	
10	429	0.78	16625	0.25	Davis-Monthan AFB	
13	429	0.78	10952	0.16	Little Rock AFB	
14	727	1.33	83590	1.25	Travis AFB	
19	448	0.82	18691	0.28	Edwards AFB	
24	658	1.20	106116	1.59	NH Camp Pendleton/Ft Irwin	
28	375	0.69	21157	0.32	NH LeMoore	
29	616	1.13	199636	3.00	NMC San Diego	
30	359	0.66	22080	0.33	NH 29-Palms	
32	495	0.91	46021	0.69	Evans ACH-Ft. Carson	
33	697	1.27	53658	0.80	USAF Acad. Hospital	
35	413	0.76	19951	0.30	NACC Groton	
36	412	0.75	9696	0.15	Dover AFB	
37	690	1.26	56262	0.84	Walter Reed AMC	
38	646	1.18	71705	1.08	NH Pensacola	
39	692	1.27	119244	1.79	NH Jacksonville/Key West	
42	605	1.11	51577	0.77	Eglin AFB	
43	422	0.77	10274	0.15	Tyndall AFB	
45	820	1.50	82014	1.23	MacDill AFB	
46	445	0.81	11665	0.18	Patrick AFB	
47	546	1.00	55126	0.83	Ft. Gordon	
48	471	0.86	57604	0.86	Ft. Benning	
49	406	0.74	48843	0.73	Ft. Stewart	
51	455	0.83	12745	0.19	Robins AFB	
52	595	1.09	69306	1.04	Tripler AMC	
53	412	0.75	10692	0.16	Mountain Home AFB	
55	588	1.08	43750	0.66	Scott AFB	
56	483	0.88	54991	0.83	NH Great Lakes	
57	423	0.77	23891	0.36	Ft. Riley	
58	471	0.86	17256	0.26	Ft. Leavenworth	
59	391	0.72	9572	0.14	McConnell AFB	
60	497	0.91	60119	0.90	Ft. Campbell	
61	525	0.96	44911	0.67	Ft. Knox	
62	391	0.72	11299	0.17	Barksdale AFB	
64	377	0.69	20948	0.31	Ft. Polk	
66	644	1.18	65383	0.98	Andrews AFB	
67	702	1.28	76739	1.15	NNMC Bethesda	
69	479	0.88	34625	0.52	Ft. Meade	
73	408	0.75	41639	0.62	Keesler AFB	

2002 HEALTH CARE SURVEY OF DOD BENEFICIARIES – FINAL

75	439	0.80	24188	0.36	Ft. Leonard Wood
78	519	0.95	34523	0.52	Offutt AFB
79	511	0.93	53759	0.81	Nellis AFB
83	421	0.77	18972	0.28	Kirtland AFB
86	534	0.98	27917	0.42	West Point
89	786	1.44	119067	1.79	Ft. Bragg
90	403	0.74	9685	0.15	Seymour Johnson AFB
91	517	0.95	63117	0.95	NH Camp Lejeune
92	373	0.68	23239	0.35	NH Cherry Point
95	494	0.90	41993	0.63	Wright Patterson AFB
96	473	0.86	29570	0.44	Tinker AFB
98	408	0.75	40045	0.60	Ft. Sill
101	395	0.72	19190	0.29	Shaw AFB
103	649	1.19	50329	0.76	NH Charleston
104	365	0.67	22290	0.33	NH Beaufort
105	391	0.72	43737	0.66	Ft. Jackson
108	459	0.84	51570	0.77	Ft. Bliss
109	648	1.19	66647	1.00	Brooke AMC-Ft. Sam Houston
110	720	1.32	101593	1.52	Ft. Hood
112	408	0.75	13855	0.21	Dyess AFB
113	409	0.75	19258	0.29	Laughlin AFB/Sheppard AFB
117	497	0.91	76930	1.15	Lackland AFB
118	409	0.75	12117	0.18	NH Corpus Christi
119	419	0.77	18075	0.27	Hill AFB
120	563	1.03	40919	0.61	Langley AFB
121	492	0.90	49662	0.75	Ft. Eustis
123	1010	1.85	103746	1.56	Ft. Belvoir
124	1034	1.89	207950	3.12	NMC Portsmouth
125	682	1.25	111166	1.67	Madigan AMC-Ft. Lewis
126	448	0.82	41716	0.63	NH Bremerton
127	415	0.76	20613	0.31	NH Oak Harbor
128	420	0.77	9691	0.15	Fairchild AFB
129	472	0.86	16519	0.25	F.E. Warren AFB
131	337	0.62	9470	0.14	Ft. Irwin
280	428	0.78	17567	0.26	Pearl Harbor
287	484	0.89	8976	0.13	NMCL Pearl Harbor/Hickam
321	475	0.87	13316	0.20	NACC Portsmouth New Hamp.
326	422	0.77	10338	0.16	McGuire AFB/Ft. Dix
330	298	0.54	14385	0.22	Ft. Drum
366	462	0.84	14732	0.22	Randolph AFB
385	390	0.71	15726	0.24	NMCL Quantico
606	309	0.57	36247	0.54	Landstuhl AMC/other German
607	365	0.67	30228	0.45	Landstuhl
609	344	0.63	41837	0.63	Wuerzburg
612	299	0.55	36167	0.54	Seoul
616	261	0.48	8791	0.13	NH Guantanamo/Roosevelt Rds
617	297	0.54	26630	0.40	Naples
620	311	0.57	12878	0.19	Agana
621	234	0.43	23231	0.35	Okinawa
622	263	0.48	26624	0.40	NH Yokosuka/other

633	299	0.55	20109	0.30	Asian RAF Lakenheath/other Europe
638	259	0.47	11785	0.18	Kunsan AB/Osan AB
640	318	0.58	15504	0.23	Yokota AB
804	301	0.55	11076	0.17	Kadena AFB
805	334	0.61	9839	0.15	Spangdahlem AB
806	349	0.64	15131	0.23	Spangdahlem/Ramstein AFB
7139	433	0.79	10510	0.16	Hurlburt Field
9901	939	1.72	421022	6.32	Out/Area-Reg 1
9902	403	0.74	147703	2.22	Out/Area-Reg 2
9903	693	1.27	332956	5.00	Out/Area-Reg 3
9904	554	1.01	237896	3.57	Out/Area-Reg 4
9905	709	1.30	293201	4.40	Out/Area-Reg 5
9906	878	1.61	372131	5.58	Out/Area-Reg 6
9907	200	0.37	107049	1.61	Out/Area-Reg 7
9908	665	1.22	290976	4.37	Out/Area-Reg 8
9909	387	0.71	122354	1.84	Out/Area-Reg 9
9910	367	0.67	116918	1.75	Out/Area-Reg 10
9911	331	0.61	110267	1.65	Out/Area-Reg 11
9912	48	0.09	11329	0.17	Out/Area-Reg 12
9913	34	0.06	26712	0.40	Out/Area-Europe
9914	29	0.05	19128	0.29	Out/Area-Pacific
9915	67	0.12	54159	0.81	Out/Area-Latin America & Can
9999	50	0.09	36964	0.55	Missing

ENBGSMPL -

Enrollment by beneficiary category

Value	Unweighted		Weighted		Formatted Value
	Count	Percent	Count	Percent	
1	17162	31.38	1629956	24.45	Active duty
2	743	1.36	95653	1.44	Active duty fam,Prime,civ PCM
3	8568	15.67	593583	8.91	Active duty fam,Prime,mil PCM
4	3568	6.52	203210	3.05	Active duty fam,non- enrollee
5	1334	2.44	271452	4.07	Retired,<65,civ PCM
6	8054	14.73	547598	8.22	Retired,<65,mil PCM
7	7725	14.13	1687721	25.32	Retired,<65,non- enrollee
8	6	0.01	1452	0.02	Retired,65+,civ PCM
9	193	0.35	26883	0.40	Retired,65+,mil PCM
10	7330	13.40	1608078	24.13	Retired,65+,non- enrollee

MPCSMPL - Military Personnel Category						
Value	Unweighted		Weighted		Formatted Value	
	Count	Percent	Count	Percent		
1	38008	69.51	4652713	69.80	Enlisted/Unknown	
2	15049	27.52	1797031	26.96	Officer	
3	1626	2.97	215842	3.24	Warrant officer	

NHFF - Stratum Sample Size						
Value	Unweighted		Weighted		Formatted Value	
	Count	Percent	Count	Percent		
27 -- 459	54683	100.00	6665586	100.00	0--9999	

SERVAREA - Service Area						
Value	Unweighted		Weighted		Formatted Value	
	Count	Percent	Count	Percent		
1	48028	87.83	5992972	89.91	Missing	
2	529	0.97	101984	1.53	Serv area1 (Pendleton/San Diego)	
3	409	0.75	31764	0.48	Serv area2 (Carson/USAF)	
4	1425	2.61	149938	2.25	Serv area3 (DC/Andrews/Bethesda/ Belvoir)	
5	620	1.13	53559	0.80	Serv area4 (Pensacola/Eglin)	
6	651	1.19	41591	0.62	Serv area5 (Stewart/Charleston/Be aufort)	
7	395	0.72	20455	0.31	Serv area6 (Lejeune/Cherry Point)	
8	275	0.50	14216	0.21	Serv area7 (Sill/Sheppard)	
9	357	0.65	26872	0.40	Serv area8 (Shaw/Jackson)	
10	488	0.89	54550	0.82	Serv area9 (Sam Houston/Lackland)	
11	881	1.61	119338	1.79	Serv area10 (Langley/Eustis/Portsmo uth)	
12	625	1.14	58346	0.88	Serv area11 (Lewis/Bremerton/Oak Harbor)	

DCATCH - Catchment Area						
Value	Unweighted		Weighted		Formatted Value	
	Count	Percent	Count	Percent		
3	421	0.77	25015	0.38	3	
5	293	0.54	15358	0.23	5	
6	452	0.83	26225	0.39	6	
9	662	1.21	66170	0.99	9	
14	632	1.16	71457	1.07	14	
24	609	1.11	90182	1.35	24	
28	325	0.59	18150	0.27	28	
29	687	1.26	199370	2.99	29	
30	309	0.57	17784	0.27	30	
32	499	0.91	44274	0.66	32	
33	683	1.25	52911	0.79	33	
37	819	1.50	67114	1.01	37	
38	570	1.04	57739	0.87	38	
39	615	1.12	99412	1.49	39	
42	1015	1.86	61551	0.92	42	
45	816	1.49	80861	1.21	45	
47	399	0.73	40894	0.61	47	
48	481	0.88	57083	0.86	48	
49	409	0.75	47810	0.72	49	
52	1495	2.73	97874	1.47	52	
53	369	0.67	9980	0.15	53	
55	580	1.06	43038	0.65	55	
56	461	0.84	50906	0.76	56	
57	404	0.74	22964	0.34	57	
60	497	0.91	56989	0.85	60	
61	505	0.92	42642	0.64	61	
64	361	0.66	20169	0.30	64	
66	764	1.40	69069	1.04	66	
67	835	1.53	85347	1.28	67	
73	449	0.82	44034	0.66	73	
75	423	0.77	23379	0.35	75	
78	516	0.94	34285	0.51	78	
79	511	0.93	53215	0.80	79	
86	446	0.82	23834	0.36	86	
89	810	1.48	117088	1.76	89	
91	540	0.99	63981	0.96	91	
92	370	0.68	23187	0.35	92	
95	461	0.84	38205	0.57	95	
98	370	0.68	35702	0.54	98	
101	381	0.70	18544	0.28	101	
103	612	1.12	48089	0.72	103	
104	361	0.66	21695	0.33	104	
105	397	0.73	44138	0.66	105	
108	393	0.72	41375	0.62	108	
109	1070	1.96	83151	1.25	109	
110	710	1.30	98826	1.48	110	
113	412	0.75	19255	0.29	113	
117	541	0.99	71928	1.08	117	
120	560	1.02	41474	0.62	120	

2002 HEALTH CARE SURVEY OF DOD BENEFICIARIES – FINAL

121	435	0.80	40936	0.61	121
123	1220	2.23	107075	1.61	123
124	1155	2.11	215767	3.24	124
125	694	1.27	106214	1.59	125
126	422	0.77	39162	0.59	126
127	413	0.76	20767	0.31	127
131	301	0.55	9600	0.14	131
606	286	0.52	29516	0.44	606
607	480	0.88	28782	0.43	607
609	199	0.36	20545	0.31	609
612	222	0.41	24851	0.37	612
615	14	0.03	446	0.01	615
616	190	0.35	6621	0.10	616
617	57	0.10	4882	0.07	617
618	55	0.10	4878	0.07	618
620	263	0.48	11373	0.17	620
621	480	0.88	31208	0.47	621
622	194	0.35	17406	0.26	622
623	37	0.07	3300	0.05	623
624	35	0.06	3311	0.05	624
629	21	0.04	1518	0.02	629
633	139	0.25	8961	0.13	633
635	29	0.05	2427	0.04	635
637	58	0.11	2575	0.04	637
638	160	0.29	8954	0.13	638
639	110	0.20	5497	0.08	639
640	182	0.33	8619	0.13	640
781	23	0.04	7909	0.12	781
782	45	0.08	17618	0.26	782
783	14	0.03	4170	0.06	783
784	321	0.59	49908	0.75	784
785	875	1.60	74941	1.12	785
786	56	0.10	8465	0.13	786
787	1	0.00	121	0.00	787
788	55	0.10	18811	0.28	788
789	7	0.01	2168	0.03	789
805	185	0.34	5663	0.08	805
808	55	0.10	6266	0.09	808
901	959	1.75	104045	1.56	901
902	83	0.15	10303	0.15	902
904	552	1.01	63922	0.96	904
906	192	0.35	48958	0.73	906
907	241	0.44	36806	0.55	907
908	405	0.74	20513	0.31	908
911	890	1.63	139705	2.10	911
912	17	0.03	3652	0.05	912
914	105	0.19	38632	0.58	914
915	136	0.25	51055	0.77	915
917	601	1.10	54435	0.82	917
918	73	0.13	25579	0.38	918
920	226	0.41	34035	0.51	920
921	185	0.34	36241	0.54	921
922	328	0.60	54376	0.82	922
923	167	0.31	59444	0.89	923
924	103	0.19	38259	0.57	924
925	231	0.42	39574	0.59	925
927	196	0.36	25892	0.39	927

2002 HEALTH CARE SURVEY OF DOD BENEFICIARIES – FINAL

928	29	0.05	13655	0.20	928
929	93	0.17	29059	0.44	929
930	99	0.18	19784	0.30	930
931	582	1.06	65361	0.98	931
932	564	1.03	62549	0.94	932
933	522	0.95	85489	1.28	933
934	674	1.23	108339	1.63	934
935	218	0.40	16910	0.25	935
936	185	0.34	68018	1.02	936
937	564	1.03	92187	1.38	937
938	160	0.29	45802	0.69	938
939	379	0.69	109790	1.65	939
940	179	0.33	22037	0.33	940
941	101	0.18	38723	0.58	941
942	226	0.41	19853	0.30	942
943	256	0.47	91021	1.37	943
945	353	0.65	50449	0.76	945
946	25	0.05	11311	0.17	946
948	606	1.11	75125	1.13	948
950	110	0.20	38286	0.57	950
951	196	0.36	16492	0.25	951
953	95	0.17	50379	0.76	953
957	253	0.46	38263	0.57	957
958	5	0.01	273	0.00	958
960	42	0.08	7523	0.11	960
961	48	0.09	8750	0.13	961
965	25	0.05	6886	0.10	965
966	3	0.01	216	0.00	966
967	14	0.03	1281	0.02	967
968	145	0.27	12490	0.19	968
970	1	0.00	164	0.00	970
971	12	0.02	3626	0.05	971
972	3	0.01	495	0.01	972
973	37	0.07	5691	0.09	973
974	79	0.14	14617	0.22	974
975	6	0.01	1304	0.02	975
976	14	0.03	3618	0.05	976
977	21	0.04	2155	0.03	977
978	9	0.02	3276	0.05	978
979	33	0.06	2428	0.04	979
982	84	0.15	5389	0.08	982
983	10	0.02	6571	0.10	983
985	508	0.93	133248	2.00	985
986	899	1.64	150729	2.26	986
987	878	1.61	217052	3.26	987
988	436	0.80	23291	0.35	988
989	116	0.21	30387	0.46	989
990	442	0.81	41003	0.62	990
993	1432	2.62	258960	3.89	993
994	1	0.00	132	0.00	994
995	42	0.08	16305	0.24	995
996	209	0.38	60744	0.91	996
999	182	0.33	47715	0.72	999

DMIS_ID - DMIS ID						
Value	Unweighted		Weighted		Formatted Value	
	Count	Percent	Count	Percent		
1	265	0.48	7187	0.11	1	
3	414	0.76	23665	0.36	3	
4	493	0.90	10793	0.16	4	
5	215	0.39	10342	0.16	5	
6	464	0.85	26886	0.40	6	
8	394	0.72	10003	0.15	8	
9	589	1.08	61333	0.92	9	
10	429	0.78	16625	0.25	10	
13	429	0.78	10952	0.16	13	
14	602	1.10	72566	1.09	14	
15	44	0.08	4451	0.07	15	
18	157	0.29	6498	0.10	18	
19	149	0.27	6235	0.09	19	
24	364	0.67	57413	0.86	24	
26	44	0.08	9329	0.14	26	
28	295	0.54	15914	0.24	28	
29	429	0.78	113370	1.70	29	
30	300	0.55	17708	0.27	30	
32	358	0.65	34051	0.51	32	
33	426	0.78	37818	0.57	33	
34	18	0.03	862	0.01	34	
35	179	0.33	8385	0.13	35	
36	412	0.75	9696	0.15	36	
37	452	0.83	37097	0.56	37	
38	420	0.77	44024	0.66	38	
39	429	0.78	66686	1.00	39	
42	564	1.03	48843	0.73	42	
43	422	0.77	10274	0.15	43	
45	703	1.29	73364	1.10	45	
46	445	0.81	11665	0.18	46	
47	383	0.70	38923	0.58	47	
48	361	0.66	39126	0.59	48	
49	278	0.51	25933	0.39	49	
50	38	0.07	7293	0.11	50	
51	455	0.83	12745	0.19	51	
52	425	0.78	51940	0.78	52	
53	405	0.74	10485	0.16	53	
55	538	0.98	41639	0.62	55	
56	436	0.80	47966	0.72	56	
57	353	0.65	17688	0.27	57	
58	277	0.51	10075	0.15	58	
59	283	0.52	6903	0.10	59	
60	351	0.64	34448	0.52	60	
61	470	0.86	41182	0.62	61	
62	391	0.72	11299	0.17	62	
64	362	0.66	20028	0.30	64	
66	474	0.87	49777	0.75	66	
67	579	1.06	63240	0.95	67	
68	70	0.13	8183	0.12	68	

69	210	0.38	15164	0.23	69
73	395	0.72	40068	0.60	73
74	142	0.26	3865	0.06	74
75	436	0.80	24280	0.36	75
76	164	0.30	6044	0.09	76
77	156	0.29	6711	0.10	77
78	485	0.89	32260	0.48	78
79	504	0.92	53181	0.80	79
81	73	0.13	3326	0.05	81
83	321	0.59	14530	0.22	83
84	69	0.13	9665	0.14	84
85	100	0.18	4441	0.07	85
86	360	0.66	20131	0.30	86
89	314	0.57	49434	0.74	89
90	403	0.74	9685	0.15	90
91	415	0.76	39382	0.59	91
92	342	0.63	19235	0.29	92
93	79	0.14	4798	0.07	93
94	129	0.24	7970	0.12	94
95	488	0.89	41410	0.62	95
96	265	0.48	16802	0.25	96
97	40	0.07	4342	0.07	97
98	346	0.63	33971	0.51	98
100	182	0.33	8900	0.13	100
101	388	0.71	19019	0.29	101
103	342	0.63	29489	0.44	103
104	317	0.58	13983	0.21	104
105	385	0.70	41941	0.63	105
106	205	0.37	7194	0.11	106
107	40	0.07	5287	0.08	107
108	275	0.50	29731	0.45	108
109	563	1.03	61498	0.92	109
110	331	0.61	46590	0.70	110
112	281	0.51	9506	0.14	112
113	404	0.74	19237	0.29	113
114	26	0.05	4028	0.06	114
117	412	0.75	57948	0.87	117
118	209	0.38	6188	0.09	118
119	263	0.48	11364	0.17	119
120	491	0.90	38025	0.57	120
121	364	0.67	37597	0.56	121
122	62	0.11	8222	0.12	122
123	528	0.97	64691	0.97	123
124	576	1.05	132592	1.99	124
125	525	0.96	84090	1.26	125
126	326	0.60	27818	0.42	126
127	345	0.63	14778	0.22	127
128	406	0.74	9326	0.14	128
129	187	0.34	6538	0.10	129
130	19	0.03	1166	0.02	130
131	304	0.56	8757	0.13	131
190	139	0.25	16733	0.25	190
191	19	0.03	7607	0.11	191
192	10	0.02	3904	0.06	192
193	33	0.06	7706	0.12	193
194	62	0.11	12715	0.19	194
196	15	0.03	5694	0.09	196

197	9	0.02	4970	0.07	197
198	32	0.06	11506	0.17	198
199	10	0.02	2758	0.04	199
203	92	0.17	5205	0.08	203
204	30	0.05	1861	0.03	204
206	14	0.03	390	0.01	206
208	16	0.03	4763	0.07	208
209	1	0.00	196	0.00	209
210	11	0.02	2367	0.04	210
212	33	0.06	2497	0.04	212
217	4	0.01	1151	0.02	217
230	4	0.01	2150	0.03	230
231	38	0.07	16179	0.24	231
232	13	0.02	5498	0.08	232
233	11	0.02	4906	0.07	233
239	3	0.01	937	0.01	239
247	19	0.03	3951	0.06	247
248	142	0.26	5957	0.09	248
250	2	0.00	74	0.00	250
252	256	0.47	14099	0.21	252
256	124	0.23	9961	0.15	256
260	19	0.03	3192	0.05	260
261	18	0.03	2503	0.04	261
262	15	0.03	2380	0.04	262
265	8	0.01	857	0.01	265
266	28	0.05	6410	0.10	266
269	19	0.03	3838	0.06	269
272	56	0.10	9727	0.15	272
273	99	0.18	9651	0.14	273
275	6	0.01	1044	0.02	275
276	2	0.00	549	0.01	276
277	3	0.01	753	0.01	277
280	243	0.44	10053	0.15	280
281	50	0.09	1757	0.03	281
284	11	0.02	522	0.01	284
285	115	0.21	4802	0.07	285
287	484	0.89	8976	0.13	287
290	2	0.00	209	0.00	290
297	12	0.02	1595	0.02	297
298	2	0.00	71	0.00	298
299	157	0.29	4428	0.07	299
301	4	0.01	253	0.00	301
306	65	0.12	4803	0.07	306
308	50	0.09	3562	0.05	308
309	55	0.10	3955	0.06	309
310	211	0.39	5693	0.09	310
313	13	0.02	1472	0.02	313
316	8	0.01	866	0.01	316
317	9	0.02	1170	0.02	317
319	46	0.08	3070	0.05	319
321	54	0.10	1510	0.02	321
322	7	0.01	597	0.01	322
326	392	0.72	9632	0.14	326
327	5	0.01	640	0.01	327
328	34	0.06	1804	0.03	328
330	138	0.25	5668	0.09	330
335	46	0.08	10028	0.15	335

337	34	0.06	6138	0.09	337
338	108	0.20	2669	0.04	338
347	20	0.04	2497	0.04	347
352	97	0.18	6994	0.10	352
356	99	0.18	8126	0.12	356
358	18	0.03	3205	0.05	358
360	5	0.01	1168	0.02	360
363	31	0.06	3003	0.05	363
364	127	0.23	4349	0.07	364
365	31	0.06	4951	0.07	365
366	462	0.84	14732	0.22	366
369	50	0.09	1524	0.02	369
370	78	0.14	2291	0.03	370
372	12	0.02	1511	0.02	372
378	141	0.26	16505	0.25	378
380	1	0.00	430	0.01	380
381	2	0.00	759	0.01	381
382	6	0.01	2397	0.04	382
385	346	0.63	13949	0.21	385
386	19	0.03	1761	0.03	386
387	142	0.26	14627	0.22	387
390	80	0.15	9619	0.14	390
395	55	0.10	9408	0.14	395
398	7	0.01	807	0.01	398
401	8	0.01	678	0.01	401
404	3	0.01	402	0.01	404
405	42	0.08	7539	0.11	405
407	21	0.04	8950	0.13	407
413	60	0.11	6079	0.09	413
416	19	0.03	547	0.01	416
417	6	0.01	369	0.01	417
418	9	0.02	1017	0.02	418
419	2	0.00	255	0.00	419
420	9	0.02	691	0.01	420
421	3	0.01	707	0.01	421
422	4	0.01	740	0.01	422
423	6	0.01	525	0.01	423
424	2	0.00	251	0.00	424
425	28	0.05	886	0.01	425
426	23	0.04	729	0.01	426
428	30	0.05	706	0.01	428
430	2	0.00	435	0.01	430
431	5	0.01	1049	0.02	431
432	21	0.04	1977	0.03	432
433	5	0.01	418	0.01	433
434	2	0.00	388	0.01	434
435	10	0.02	1029	0.02	435
436	8	0.01	1362	0.02	436
437	43	0.08	6337	0.10	437
449	1	0.00	131	0.00	449
464	3	0.01	455	0.01	464
508	158	0.29	19114	0.29	508
511	174	0.32	12141	0.18	511
513	5	0.01	848	0.01	513
517	19	0.03	3813	0.06	517
519	3	0.01	1157	0.02	519
522	10	0.02	1374	0.02	522

534	98	0.18	8933	0.13	534
545	2	0.00	148	0.00	545
606	132	0.24	13625	0.20	606
607	134	0.25	10554	0.16	607
609	100	0.18	7929	0.12	609
610	39	0.07	1818	0.03	610
611	29	0.05	2446	0.04	611
612	107	0.20	7897	0.12	612
614	24	0.04	2111	0.03	614
615	18	0.03	540	0.01	615
616	209	0.38	7134	0.11	616
617	33	0.06	2952	0.04	617
618	61	0.11	5615	0.08	618
620	159	0.29	7049	0.11	620
621	97	0.18	7076	0.11	621
622	175	0.32	16224	0.24	622
623	40	0.07	3783	0.06	623
624	45	0.08	3967	0.06	624
625	29	0.05	4014	0.06	625
629	20	0.04	1589	0.02	629
633	209	0.38	13691	0.21	633
635	32	0.06	2958	0.04	635
637	70	0.13	2971	0.04	637
638	192	0.35	8857	0.13	638
639	121	0.22	6144	0.09	639
640	165	0.30	8212	0.12	640
653	15	0.03	1096	0.02	653
654	11	0.02	1422	0.02	654
656	72	0.13	2113	0.03	656
701	19	0.03	8909	0.13	701
703	14	0.03	1870	0.03	703
781	13	0.02	6625	0.10	781
782	34	0.06	14964	0.22	782
783	10	0.02	3188	0.05	783
784	89	0.16	38484	0.58	784
785	90	0.16	46673	0.70	785
786	11	0.02	2942	0.04	786
788	43	0.08	16510	0.25	788
789	7	0.01	2300	0.03	789
799	107	0.20	3157	0.05	799
800	24	0.04	979	0.01	800
802	84	0.15	3371	0.05	802
804	301	0.55	11076	0.17	804
805	228	0.42	6872	0.10	805
806	325	0.59	14152	0.21	806
808	53	0.10	6700	0.10	808
814	34	0.06	2541	0.04	814
825	13	0.02	1186	0.02	825
851	6	0.01	184	0.00	851
852	20	0.04	2189	0.03	852
853	29	0.05	3692	0.06	853
855	8	0.01	639	0.01	855
858	3	0.01	227	0.00	858
861	18	0.03	2304	0.03	861
862	44	0.08	4986	0.07	862
871	56	0.10	2134	0.03	871
872	12	0.02	480	0.01	872

2002 HEALTH CARE SURVEY OF DOD BENEFICIARIES – FINAL

874	3	0.01	225	0.00	874
896	3	0.01	276	0.00	896
901	170	0.31	72456	1.09	901
902	36	0.07	7835	0.12	902
904	106	0.19	43551	0.65	904
906	92	0.17	38557	0.58	906
907	63	0.12	25334	0.38	907
908	30	0.05	11312	0.17	908
911	205	0.37	85388	1.28	911
912	11	0.02	3392	0.05	912
914	64	0.12	31188	0.47	914
915	83	0.15	41029	0.62	915
917	76	0.14	34761	0.52	917
918	52	0.10	19655	0.29	918
920	47	0.09	18911	0.28	920
921	63	0.12	20154	0.30	921
922	74	0.14	39378	0.59	922
923	112	0.20	48121	0.72	923
924	82	0.15	30849	0.46	924
925	55	0.10	26445	0.40	925
927	37	0.07	18411	0.28	927
928	26	0.05	13250	0.20	928
929	29	0.05	20466	0.31	929
930	35	0.06	14446	0.22	930
931	100	0.18	44925	0.67	931
932	74	0.14	34228	0.51	932
933	137	0.25	55047	0.83	933
934	206	0.38	84396	1.27	934
935	13	0.02	3354	0.05	935
936	111	0.20	53121	0.80	936
937	137	0.25	59776	0.90	937
938	94	0.17	35141	0.53	938
939	191	0.35	87422	1.31	939
940	35	0.06	14981	0.22	940
941	64	0.12	33864	0.51	941
942	25	0.05	11832	0.18	942
943	157	0.29	71797	1.08	943
945	69	0.13	34200	0.51	945
946	18	0.03	10031	0.15	946
948	132	0.24	48104	0.72	948
950	87	0.16	32303	0.48	950
951	17	0.03	9229	0.14	951
953	45	0.08	46172	0.69	953
957	23	0.04	14731	0.22	957
958	1	0.00	29	0.00	958
960	6	0.01	4255	0.06	960
961	2	0.00	3789	0.06	961
965	4	0.01	2190	0.03	965
968	4	0.01	2911	0.04	968
970	1	0.00	179	0.00	970
971	9	0.02	4393	0.07	971
972	5	0.01	1331	0.02	972
973	11	0.02	4391	0.07	973
974	26	0.05	11989	0.18	974
975	5	0.01	1272	0.02	975
976	2	0.00	2160	0.03	976
977	7	0.01	1236	0.02	977

978	4	0.01	1782	0.03	978
979	2	0.00	51	0.00	979
982	7	0.01	592	0.01	982
983	22	0.04	9332	0.14	983
985	279	0.51	99297	1.49	985
986	280	0.51	100385	1.51	986
987	301	0.55	170137	2.55	987
988	26	0.05	11619	0.17	988
989	51	0.09	17818	0.27	989
990	59	0.11	26614	0.40	990
993	396	0.72	172714	2.59	993
995	26	0.05	14180	0.21	995
996	123	0.22	47193	0.71	996
999	19	0.03	30857	0.46	999
1003	35	0.06	4482	0.07	1003
1013	28	0.05	4156	0.06	1013
1014	7	0.01	888	0.01	1014
1015	29	0.05	4194	0.06	1015
1016	15	0.03	2262	0.03	1016
1017	22	0.04	3131	0.05	1017
1019	24	0.04	3374	0.05	1019
1124	28	0.05	3957	0.06	1124
1126	73	0.13	6114	0.09	1126
1127	20	0.04	3112	0.05	1127
1128	22	0.04	1863	0.03	1128
1135	7	0.01	797	0.01	1135
1144	12	0.02	1501	0.02	1144
1145	7	0.01	914	0.01	1145
1147	62	0.11	5345	0.08	1147
1153	30	0.05	2771	0.04	1153
1154	7	0.01	518	0.01	1154
1156	22	0.04	2930	0.04	1156
1157	52	0.10	6732	0.10	1157
1158	16	0.03	2145	0.03	1158
1170	14	0.03	1145	0.02	1170
1179	4	0.01	304	0.00	1179
1235	11	0.02	1516	0.02	1235
1237	3	0.01	385	0.01	1237
1269	23	0.04	2673	0.04	1269
1307	1	0.00	110	0.00	1307
1316	38	0.07	6266	0.09	1316
1506	20	0.04	4467	0.07	1506
1550	4	0.01	311	0.00	1550
1551	39	0.07	9376	0.14	1551
1552	8	0.01	1863	0.03	1552
1560	9	0.02	1237	0.02	1560
1562	14	0.03	2891	0.04	1562
1563	19	0.03	3854	0.06	1563
1564	30	0.05	6285	0.09	1564
1592	137	0.25	18428	0.28	1592
1593	29	0.05	5743	0.09	1593
1597	15	0.03	3302	0.05	1597
1599	13	0.02	2943	0.04	1599
1617	79	0.14	10742	0.16	1617
1646	17	0.03	3477	0.05	1646
1649	9	0.02	1883	0.03	1649
1656	48	0.09	5836	0.09	1656

2002 HEALTH CARE SURVEY OF DOD BENEFICIARIES – FINAL

1657	11	0.02	3300	0.05	1657
1659	2	0.00	584	0.01	1659
1660	11	0.02	2666	0.04	1660
1663	2	0.00	582	0.01	1663
1664	3	0.01	744	0.01	1664
1670	13	0.02	527	0.01	1670
1671	31	0.06	1249	0.02	1671
1745	52	0.10	10113	0.15	1745
1815	38	0.07	2832	0.04	1815
1959	17	0.03	4103	0.06	1959
1975	4	0.01	1257	0.02	1975
1976	15	0.03	1029	0.02	1976
1977	6	0.01	465	0.01	1977
1978	14	0.03	811	0.01	1978
1979	22	0.04	1551	0.02	1979
1980	24	0.04	1868	0.03	1980
1987	9	0.02	433	0.01	1987
1990	8	0.01	1423	0.02	1990
1992	5	0.01	1421	0.02	1992
3031	4	0.01	692	0.01	3031
5197	12	0.02	423	0.01	5197
6014	12	0.02	2888	0.04	6014
6200	112	0.20	13620	0.20	6200
6201	211	0.39	12469	0.19	6201
6207	25	0.05	6475	0.10	6207
6214	43	0.08	10188	0.15	6214
6215	23	0.04	6450	0.10	6215
6216	30	0.05	4830	0.07	6216
6221	33	0.06	7406	0.11	6221
6301	28	0.05	6003	0.09	6301
6302	2	0.00	108	0.00	6302
6303	38	0.07	16163	0.24	6303
6304	8	0.01	1193	0.02	6304
6305	5	0.01	1699	0.03	6305
6307	37	0.07	9647	0.14	6307
6309	2	0.00	1026	0.02	6309
6311	77	0.14	21582	0.32	6311
6312	34	0.06	4014	0.06	6312
6314	2	0.00	200	0.00	6314
6315	19	0.03	3927	0.06	6315
6317	1	0.00	354	0.01	6317
6318	18	0.03	1884	0.03	6318
6319	53	0.10	4860	0.07	6319
6903	313	0.57	59220	0.89	6903
6904	205	0.37	40945	0.61	6904
6906	253	0.46	57240	0.86	6906
6907	70	0.13	9928	0.15	6907
6908	124	0.23	17525	0.26	6908
6909	240	0.44	39358	0.59	6909
6910	142	0.26	19210	0.29	6910
6911	87	0.16	14460	0.22	6911
6912	23	0.04	1723	0.03	6912
7032	30	0.05	3271	0.05	7032
7033	20	0.04	2439	0.04	7033
7042	10	0.02	341	0.01	7042
7043	2	0.00	339	0.01	7043
7044	7	0.01	469	0.01	7044

2002 HEALTH CARE SURVEY OF DOD BENEFICIARIES – FINAL

7045	14	0.03	366	0.01	7045
7047	5	0.01	324	0.00	7047
7048	2	0.00	455	0.01	7048
7083	1	0.00	103	0.00	7083
7107	4	0.01	507	0.01	7107
7113	160	0.29	8717	0.13	7113
7138	31	0.06	3277	0.05	7138
7139	433	0.79	10510	0.16	7139
7143	59	0.11	12148	0.18	7143
7152	11	0.02	1497	0.02	7152
7197	15	0.03	1516	0.02	7197
7200	80	0.15	2787	0.04	7200
7234	12	0.02	824	0.01	7234
7235	6	0.01	466	0.01	7235
7236	145	0.27	14587	0.22	7236
7239	27	0.05	2499	0.04	7239
7286	152	0.28	16417	0.25	7286
7289	70	0.13	6398	0.10	7289
7293	88	0.16	7203	0.11	7293
7294	171	0.31	23683	0.36	7294
7297	30	0.05	1137	0.02	7297
7298	33	0.06	2630	0.04	7298
7300	21	0.04	3372	0.05	7300
7307	89	0.16	17936	0.27	7307
7903	16	0.03	3337	0.05	7903
7904	19	0.03	5583	0.08	7904
7906	28	0.05	10032	0.15	7906
7908	60	0.11	17774	0.27	7908
7909	5	0.01	1375	0.02	7909
7910	30	0.05	9997	0.15	7910
7911	14	0.03	2760	0.04	7911
7912	2	0.00	273	0.00	7912
7916	3	0.01	282	0.00	7916
8001	52	0.10	13789	0.21	8001
8002	54	0.10	8953	0.13	8002
8003	66	0.12	15284	0.23	8003
8004	40	0.07	7189	0.11	8004
8005	42	0.08	8493	0.13	8005
8006	112	0.20	18027	0.27	8006
8007	15	0.03	1987	0.03	8007
8008	3	0.01	626	0.01	8008
8009	40	0.07	6832	0.10	8009
8010	36	0.07	8713	0.13	8010
8011	14	0.03	2730	0.04	8011
8012	5	0.01	817	0.01	8012
8013	1	0.00	80	0.00	8013
8015	17	0.03	1658	0.02	8015
8016	27	0.05	7618	0.11	8016
8018	11	0.02	3186	0.05	8018
8903	22	0.04	2804	0.04	8903
8907	16	0.03	1965	0.03	8907
8910	3	0.01	270	0.00	8910
8912	18	0.03	2474	0.04	8912
8913	6	0.01	765	0.01	8913
8916	61	0.11	8351	0.13	8916
8917	4	0.01	516	0.01	8917
8921	3	0.01	378	0.01	8921

8924	22	0.04	2201	0.03	8924
8931	19	0.03	1287	0.02	8931
8939	1	0.00	80	0.00	8939
8977	2	0.00	161	0.00	8977
8982	6	0.01	874	0.01	8982
8987	24	0.04	3114	0.05	8987
8992	13	0.02	1125	0.02	8992
8995	38	0.07	5015	0.08	8995
8996	12	0.02	1574	0.02	8996
8998	30	0.05	3790	0.06	8998

E1 - Eligibility indicator for period = 1

Value	Unweighted		Weighted		Formatted Value
	Count	Percent	Count	Percent	
N	5889	10.77	682368	10.24	No
Y	48794	89.23	5983219	89.76	Yes

E2 - Eligibility indicator for period = 2

Value	Unweighted		Weighted		Formatted Value
	Count	Percent	Count	Percent	
N	4910	8.98	555976	8.34	No
Y	49773	91.02	6109610	91.66	Yes

E3 - Eligibility indicator for period = 3

Value	Unweighted		Weighted		Formatted Value
	Count	Percent	Count	Percent	
N	4251	7.77	501273	7.52	No
Y	50432	92.23	6164313	92.48	Yes

E4 - Eligibility indicator for period = 4					
Value	Unweighted		Weighted		Formatted Value
	Count	Percent	Count	Percent	
N	3499	6.40	403513	6.05	No
Y	51184	93.60	6262073	93.95	Yes

E5 - Eligibility indicator for period = 5					
Value	Unweighted		Weighted		Formatted Value
	Count	Percent	Count	Percent	
N	2251	4.12	269796	4.05	No
Y	52432	95.88	6395791	95.95	Yes

E6 - Eligibility indicator for period = 6					
Value	Unweighted		Weighted		Formatted Value
	Count	Percent	Count	Percent	
	13860	25.35	1615128	24.23	Did not answer
N	941	1.72	114320	1.72	No
Y	39882	72.93	4936138	74.05	Yes

E7 - Eligibility indicator for period = 7					
Value	Unweighted		Weighted		Formatted Value
	Count	Percent	Count	Percent	
	27814	50.86	3284809	49.28	Did not answer
N	228	0.42	29180	0.44	No
Y	26641	48.72	3351598	50.28	Yes

E8 - Eligibility indicator for period = 8					
Value	Unweighted		Weighted		Formatted Value
	Count	Percent	Count	Percent	
	41910	76.64	4975969	74.65	Did not answer
Y	12773	23.36	1689618	25.35	Yes

ONTIME - Responded Within 8 weeks of Mail-Out					
Value	Unweighted		Weighted		Formatted Value
	Count	Percent	Count	Percent	
NO	2401	4.39	248293	3.72	NO
YES	52282	95.61	6417293	96.28	YES

SERVAFF - Service Affiliation					
Value	Unweighted		Weighted		Formatted Value
	Count	Percent	Count	Percent	
A	14648	26.79	1393117	20.90	Army
C	276	0.50	17567	0.26	Coast Guard
F	20890	38.20	1219454	18.29	Air Force
M	2169	3.97	417006	6.26	Support Contractor
N	11113	20.32	1220924	18.32	Navy
S	5258	9.62	2323923	34.86	Noncatchment
T	329	0.60	73595	1.10	USTF

MRTLSTAT - Marital Status					
Value	Unweighted		Weighted		Formatted Value
	Count	Percent	Count	Percent	
	19610	35.86	2450231	36.76	Missing
A	5	0.01	671	0.01	Annulled
B	1	0.00	43	0.00	Annulled abinitio
D	1633	2.99	179632	2.69	Divorced
L	15	0.03	2343	0.04	Legally separated
M	24261	44.37	3047315	45.72	Married
N	3835	7.01	426626	6.40	Never Married
W	177	0.32	29056	0.44	Widow(er)
Z	5146	9.41	529669	7.95	Unknown

RACEETHN - Race/Ethnic Code					
Value	Unweighted		Weighted		Formatted Value
	Count	Percent	Count	Percent	
	27441	50.18	3876124	58.15	Missing
A	198	0.36	18938	0.28	American Indian or Alaskan Native
B	967	1.77	105608	1.58	Asian or Pacific Islander
C	3176	5.81	319848	4.80	Black(not Hispanic)
D	16775	30.68	1627781	24.42	White(not Hispanic)
E	1154	2.11	124201	1.86	Hispanic
X	417	0.76	40185	0.60	Other
Z	4555	8.33	552901	8.29	Unknown

PNSEXCD - Person Gender					
Value	Unweighted		Weighted		Formatted Value
	Count	Percent	Count	Percent	
F	27582	50.44	3215714	48.24	Female
M	27101	49.56	3449873	51.76	Male

LEGDDSCD - DDS Code					
Value	Unweighted		Weighted		Formatted Value
	Count	Percent	Count	Percent	
0	1	0.00	39	0.00	Unknown
1	1463	2.68	160113	2.40	Dependent Child
20	29188	53.38	3675070	55.13	Sponsor
30	23831	43.58	2818943	42.29	Spouse of Sponsor
40	126	0.23	7580	0.11	Mother of Sponsor
45	16	0.03	850	0.01	Father of Sponsor
50	45	0.08	2363	0.04	Mother in law of Sponsor
55	11	0.02	558	0.01	Father in law of Sponsor
60	2	0.00	70	0.00	Children where # > 1998 = Service

DAGEQY - Age at time of data collection					
Value	Unweighted		Weighted		Formatted Value
	Count	Percent	Count	Percent	
018 -- 034	16419	30.03	1465229	21.98	018--034
035 -- 044	13429	24.56	1194538	17.92	035--044
045 -- 054	8931	16.33	1089160	16.34	045--054
055 -- 064	8283	15.15	1275738	19.14	055--064
065 -- 074	4890	8.94	1037639	15.57	065--074
075 -- 100	2731	4.99	603283	9.05	075 yrs and older

PCM - Primary Manager Code (Civilian or Military)					
Value	Unweighted		Weighted		Formatted Value
	Count	Percent	Count	Percent	
	19081	34.89	3686774	55.31	Missing/Unknown
CIV	2498	4.57	490601	7.36	TRICARE enrollee w/civ PCM
MTF	33104	60.54	2488212	37.33	TRICARE enrollee w/mil PCM

TSPSITE - TSP Site (regardless of age)					
Value	Unweighted		Weighted		Formatted Value
	Count	Percent	Count	Percent	
	51756	94.65	6330123	94.97	Does not live in a TSP Catchment Area
COSPRINGS	652	1.19	48106	0.72	Fort Evans-Carson ACH & USAF Academy
DOVER	197	0.36	8716	0.13	Dover AFB
KEESLER	224	0.41	22096	0.33	Keesler AFB
MADIGAN	322	0.59	51357	0.77	Fort Lewis-Madigan AMC
REYSHEP	407	0.74	27996	0.42	Fort Sill-Reynolds ACH & Sheppard AFB
SANANTONIO	793	1.45	75826	1.14	Fort Sam Houston- Brooke/Lackland- Wilford
SANDIEGO	332	0.61	101367	1.52	NMC San Diego

DBENCAT - Beneficiary Category						
Value	Unweighted		Weighted		Formatted Value	
	Count	Percent	Count	Percent		
ACT	15479	28.31	1405735	21.09	Active Duty	
DA	11230	20.54	766244	11.50	Dependent of Active Duty	
DGR	1648	3.01	126067	1.89	Dependent of Guard/Reserve	
DR	10566	19.32	1691007	25.37	Dependent of Retiree	
DS	2040	3.73	406102	6.09	Survivor	
GRD	1683	3.08	224221	3.36	Guard/Reserve	
OTH	25	0.05	2390	0.04	Other	
RET	12011	21.96	2043687	30.66	Retiree	
Z	1	0.00	135	0.00	Unknown	

DMEDELG - Medical Privilege Code						
Value	Unweighted		Weighted		Formatted Value	
	Count	Percent	Count	Percent		
1	17318	31.67	1641435	24.63	Direct Care Only	
2	29574	54.08	3349904	50.26	Direct Care and CHAMPUS	
4	11	0.02	671	0.01	Transitional Direct Care Only	
5	19	0.03	1353	0.02	Transitional Direct Care and CHAMPUS	
7	7403	13.54	1594945	23.93	Direct Care and Medicare	
U	358	0.65	77278	1.16	Unknown	

DSPONSVC - Derived Sponsor Branch of Service						
Value	Unweighted		Weighted		Formatted Value	
	Count	Percent	Count	Percent		
A	17554	32.10	2329581	34.95	Army	
C	1105	2.02	131905	1.98	Coast Guard	
F	21335	39.02	2097066	31.46	Air Force	
M	3408	6.23	430537	6.46	Marine Corps	
N	9300	17.01	1428346	21.43	Navy	
V	1691	3.09	215151	3.23	Navy Afloat	
X	290	0.53	33002	0.50	Other	

MBRRELCD - Member Relationship Code					
Value	Unweighted		Weighted		Formatted Value
	Count	Percent	Count	Percent	
A	29188	53.38	3675070	55.13	Self
B	21729	39.74	2419533	36.30	Spouse
C	1451	2.65	156982	2.36	Child or stepchild
E	10	0.02	3089	0.05	Ward (court ordered)
F	201	0.37	11460	0.17	Dependent parent or stepparent
G	1861	3.40	359155	5.39	Surviving spouse
H	217	0.40	36855	0.55	Former spouse (20/20/20)
I	25	0.05	3423	0.05	Former spouse (20/20/15)
J	1	0.00	19	0.00	Former spouse (10/20/10)

MEDTYPE - Medicare Type					
Value	Unweighted		Weighted		Formatted Value
	Count	Percent	Count	Percent	
	46759	85.51	4979807	74.71	Neither A nor B apply
A	1693	3.10	405075	6.08	Eligible for Medicare A
B	6231	11.39	1280704	19.21	Eligible for Medicare B

PATCAT - Aggregated Beneficiary Category					
Value	Unweighted		Weighted		Formatted Value
	Count	Percent	Count	Percent	
ACTDTY	17162	31.38	1629956	24.45	Active Duty and Guard/Reserve
DEPACT	12878	23.55	892311	13.39	Dependent of Active Duty & Guard/Reserve
NADD65+	7529	13.77	1636413	24.55	Retiree/Depend of Retir/Surviv/Other 65+
NADD<65	17113	31.29	2506771	37.61	Retiree/Depend of Retir/Surviv/Other <65
UNKNOWN	1	0.00	135	0.00	Unknown

PNLCATCD - Personnel Category Code (Duty Status)					
Value	Unweighted		Weighted		Formatted Value
	Count	Percent	Count	Percent	
A	26783	48.98	2195568	32.94	Active duty
F	3	0.01	577	0.01	Former member
H	1	0.00	69	0.00	Medal of honor
J	76	0.14	6422	0.10	Academy student
N	1699	3.11	192910	2.89	National Guard
Q	6	0.01	933	0.01	Reserve retiree
R	24478	44.76	4110574	61.67	Retired
V	1637	2.99	158533	2.38	Reserve

FIELDAGE - Age at start of fielding period					
Value	Unweighted		Weighted		Formatted Value
	Count	Percent	Count	Percent	
18	406	0.74	42864	0.64	18
19	724	1.32	81396	1.22	19
20	930	1.70	87581	1.31	20
21	917	1.68	87610	1.31	21
22	911	1.67	84557	1.27	22
23	888	1.62	80885	1.21	23
24	910	1.66	79240	1.19	24
25	872	1.59	75554	1.13	25
26	913	1.67	82656	1.24	26
27	980	1.79	84126	1.26	27
28	951	1.74	82132	1.23	28
29	952	1.74	80272	1.20	29
30	1057	1.93	93467	1.40	30
31	1120	2.05	94647	1.42	31
32	1164	2.13	103245	1.55	32
33	1172	2.14	96624	1.45	33
34	1100	2.01	93400	1.40	34
35	1329	2.43	113704	1.71	35
36	1406	2.57	119784	1.80	36
37	1438	2.63	125496	1.88	37
38	1472	2.69	119867	1.80	38
39	1519	2.78	136511	2.05	39
40	1426	2.61	125103	1.88	40
41	1359	2.49	116601	1.75	41
42	1277	2.34	114608	1.72	42
43	1173	2.15	111061	1.67	43
44	1110	2.03	107022	1.61	44
45	1050	1.92	119303	1.79	45
46	985	1.80	112543	1.69	46
47	972	1.78	111556	1.67	47
48	885	1.62	102809	1.54	48
49	841	1.54	90354	1.36	49

2002 HEALTH CARE SURVEY OF DOD BENEFICIARIES – FINAL

50	851	1.56	103248	1.55	50
51	816	1.49	98673	1.48	51
52	849	1.55	113208	1.70	52
53	860	1.57	120234	1.80	53
54	874	1.60	109096	1.64	54
55	891	1.63	131401	1.97	55
56	629	1.15	94195	1.41	56
57	703	1.29	101224	1.52	57
58	741	1.36	118573	1.78	58
59	884	1.62	129854	1.95	59
60	807	1.48	117963	1.77	60
61	841	1.54	135331	2.03	61
62	858	1.57	140158	2.10	62
63	960	1.76	156333	2.35	63
64	986	1.80	153571	2.30	64
65	699	1.28	122824	1.84	65
66	603	1.10	129172	1.94	66
67	522	0.95	102072	1.53	67
68	556	1.02	109996	1.65	68
69	517	0.95	100877	1.51	69
70	477	0.87	112300	1.68	70
71	484	0.89	103873	1.56	71
72	480	0.88	105957	1.59	72
73	387	0.71	95684	1.44	73
74	363	0.66	77925	1.17	74
75	314	0.57	66527	1.00	75
76	316	0.58	74685	1.12	76
77	307	0.56	65950	0.99	77
78	291	0.53	65540	0.98	78
79	280	0.51	56490	0.85	79
80	283	0.52	65734	0.99	80
81	215	0.39	45887	0.69	81
82	197	0.36	43422	0.65	82
83	148	0.27	30234	0.45	83
84	127	0.23	30248	0.45	84
85	98	0.18	20426	0.31	85
86	76	0.14	19251	0.29	86
87	52	0.10	11597	0.17	87
88	34	0.06	7506	0.11	88
89	20	0.04	3904	0.06	89
90	28	0.05	7998	0.12	90
91	15	0.03	1717	0.03	91
92	13	0.02	3506	0.05	92
93	4	0.01	1252	0.02	93
94	3	0.01	672	0.01	94
95	5	0.01	953	0.01	95
96	6	0.01	1003	0.02	96
97	3	0.01	640	0.01	97
101	1	0.00	124	0.00	101

FNSTATUS - Final Status					
Value	Unweighted		Weighted		Formatted Value
	Count	Percent	Count	Percent	
11	54683	100.00	6665586	100.00	Elig,return complete

KEYCOUNT - Number of Key Questions Answered					
Value	Unweighted		Weighted		Formatted Value
	Count	Percent	Count	Percent	
15	29	0.05	4303	0.06	15
16	43	0.08	5723	0.09	16
17	39	0.07	8037	0.12	17
18	77	0.14	11321	0.17	18
19	135	0.25	22109	0.33	19
20	312	0.57	42258	0.63	20
21	318	0.58	48244	0.72	21
22	220	0.40	33398	0.50	22
23	287	0.52	46789	0.70	23
24	526	0.96	74906	1.12	24
25	990	1.81	141700	2.13	25
26	1801	3.29	254126	3.81	26
27	4288	7.84	559689	8.40	27
28	12709	23.24	1646049	24.69	28
29	32909	60.18	3766934	56.51	29

H02001 - Are you the person listed on envelope					
Value	Unweighted		Weighted		Formatted Value
	Count	Percent	Count	Percent	
.	977	1.79	126702	1.90	Did not answer
A	22	0.04	2298	0.03	Invalid multiple responses
1	53518	97.87	6513939	97.72	Yes
2	166	0.30	22648	0.34	No

H02002A - Health plan(s) covered: TRICARE Prime						
Value	Unweighted		Weighted		Formatted Value	
	Count	Percent	Count	Percent		
1	36247	66.29	3207680	48.12	Marked	
2	18436	33.71	3457906	51.88	Not Marked	

H02002C - Health plan(s) covered: TRICARE Ext/Stnd						
Value	Unweighted		Weighted		Formatted Value	
	Count	Percent	Count	Percent		
1	8458	15.47	1437354	21.56	Marked	
2	46225	84.53	5228232	78.44	Not Marked	

H02002F - Health plan(s) covered: MEDICARE						
Value	Unweighted		Weighted		Formatted Value	
	Count	Percent	Count	Percent		
1	7857	14.37	1612261	24.19	Marked	
2	46826	85.63	5053325	75.81	Not Marked	

H02002G - Health plan(s) covered: FEHBP						
Value	Unweighted		Weighted		Formatted Value	
	Count	Percent	Count	Percent		
1	1948	3.56	332721	4.99	Marked	
2	52735	96.44	6332866	95.01	Not Marked	

H02002H - Health plan(s) covered: Medicaid						
Value	Unweighted		Weighted		Formatted Value	
	Count	Percent	Count	Percent		
1	483	0.88	78405	1.18	Marked	
2	54200	99.12	6587182	98.82	Not Marked	

H02002I - Health plan(s) covered: Civilian HMO						
Value	Unweighted		Weighted		Formatted Value	
	Count	Percent	Count	Percent		
1	2236	4.09	408312	6.13	Marked	
2	52447	95.91	6257275	93.87	Not Marked	

H02002J - Health plan(s) covered: Other civilian						
Value	Unweighted		Weighted		Formatted Value	
	Count	Percent	Count	Percent		
1	6470	11.83	1088044	16.32	Marked	
2	48213	88.17	5577542	83.68	Not Marked	

H02002K - Health plan(s) covered: USFHP						
Value	Unweighted		Weighted		Formatted Value	
	Count	Percent	Count	Percent		
1	493	0.90	80935	1.21	Marked	
2	54190	99.10	6584651	98.79	Not Marked	

H02002L - Health plan(s) covered: Not sure						
Value	Unweighted		Weighted		Formatted Value	
	Count	Percent	Count	Percent		
1	8442	15.44	878177	13.17	Marked	
2	46241	84.56	5787410	86.83	Not Marked	

H02002M - Health plan(s) covered: Veterans						
Value	Unweighted		Weighted		Formatted Value	
	Count	Percent	Count	Percent		
1	3350	6.13	525340	7.88	Marked	
2	51333	93.87	6140247	92.12	Not Marked	

H02002N - Health plan(s) covered: TRICARE Plus						
Value	Unweighted		Weighted		Formatted Value	
	Count	Percent	Count	Percent		
1	985	1.80	133821	2.01	Marked	
2	53698	98.20	6531765	97.99	Not Marked	

H02002O - Health plan(s) covered: TRICARE for life						
Value	Unweighted		Weighted		Formatted Value	
	Count	Percent	Count	Percent		
.	14096	25.78	1691160	25.37	Did not answer	
1	4979	9.11	1067203	16.01	Marked	
2	35608	65.12	3907223	58.62	Not Marked	

H02003 - Currently Covered Medicare Part A						
Value	Unweighted		Weighted		Formatted Value	
	Count	Percent	Count	Percent		
A	32	0.06	6514	0.10	Invalid multiple responses	
.	782	1.43	83396	1.25	Missing/Unknown	
1	8842	16.17	1787995	26.82	Yes, covered Medicare Part A	
2	45027	82.34	4787681	71.83	No, not covered Medicare Part A	

H02004 - Currently Covered Medicare Part B						
Value	Unweighted		Weighted		Formatted Value	
	Count	Percent	Count	Percent		
A	19	0.03	2309	0.03	Invalid multiple responses	
.	866	1.58	92395	1.39	Missing/Unknown	
1	8292	15.16	1707616	25.62	Yes, covered Medicare Part B	
2	45506	83.22	4863266	72.96	No, not covered Medicare Part B	

H02005 -						
-----------------	--	--	--	--	--	--

Currently Covered Medicare Supplemental

Value	Unweighted		Weighted		Formatted Value
	Count	Percent	Count	Percent	
A	13	0.02	2055	0.03	Invalid multiple responses
.	1174	2.15	161356	2.42	Missing/Unknown
1	1393	2.55	275250	4.13	Yes, covered Medicare supplemental
2	52103	95.28	6226925	93.42	No, not covered Medicare supplemental

**H02006 -
Which health plan did you use most in the past 12 months?**

Value	Unweighted		Weighted		Formatted Value
	Count	Percent	Count	Percent	
.	1018	1.86	183784	2.76	Did not answer
N	1951	3.57	280436	4.21	Did not use any health plan in past year
A	4455	8.15	762514	11.44	Invalid multiple responses
D	540	0.99	73115	1.10	Not sure
1	32307	59.08	2747596	41.22	TRICARE Prime
3	3822	6.99	584735	8.77	TRICARE Extra or Standard(CHAMPUS)
4	2585	4.73	542327	8.14	Medicare
5	1025	1.87	178370	2.68	Federal Employees Health Benefit Program
6	46	0.08	5324	0.08	Medicaid
7	1642	3.00	324285	4.87	A civilian HMO
8	3369	6.16	609444	9.14	Other civilian health insurance
9	254	0.46	56331	0.85	Uniformed Services Family Health Plan
10	797	1.46	163824	2.46	The Veterans Administration
11	344	0.63	40922	0.61	TRICARE Plus and Medicare
12	528	0.97	112580	1.69	TRICARE for Life and Medicare

H02007 - Years in a row with health plan						
Value	Unweighted		Weighted		Formatted Value	
	Count	Percent	Count	Percent		
.	6399	11.70	692130	10.38	Did not answer	
A	167	0.31	31712	0.48	Invalid multiple responses	
C	415	0.76	59054	0.89	Should be skipped	
N	1536	2.81	221383	3.32	Valid skip	
1	1300	2.38	193038	2.90	Less than 6 months	
2	3596	6.58	491203	7.37	6 up to 12 months	
3	4920	9.00	576519	8.65	12 up to 24 months	
4	14080	25.75	1483587	22.26	2 up to 5 years	
5	11613	21.24	1302524	19.54	5 up to 10 years	
6	10657	19.49	1614438	24.22	10 or more years	

H02008 - When joined health plan received new personal Doctor						
Value	Unweighted		Weighted		Formatted Value	
	Count	Percent	Count	Percent		
.	911	1.67	134190	2.01	Did not answer	
A	3	0.01	306	0.00	Invalid multiple responses	
1	33782	61.78	3803412	57.06	Yes	
2	19987	36.55	2727679	40.92	No	

H02009 - Health plan: problem to get a personal doctor or nurse you are happy with						
Value	Unweighted		Weighted		Formatted Value	
	Count	Percent	Count	Percent		
.	4592	8.40	514968	7.73	Did not answer	
N	17005	31.10	2305173	34.58	Didn't get a new personal doctor/nurse	
A	29	0.05	4185	0.06	Invalid multiple responses	
C	2982	5.45	422506	6.34	Should be skipped	
1	3806	6.96	408256	6.12	A big problem	
2	6155	11.26	651411	9.77	A small problem	
3	20114	36.78	2359088	35.39	Not a problem	

H02010 - Have one person you think of as personal doctor					
Value	Unweighted		Weighted		Formatted Value
	Count	Percent	Count	Percent	
.	696	1.27	94763	1.42	Did not answer
1	33445	61.16	4508120	67.63	Yes
2	20542	37.57	2062703	30.95	No

H02011 - Rating of your personal doctor or nurse					
Value	Unweighted		Weighted		Formatted Value
	Count	Percent	Count	Percent	
.	3485	6.37	519348	7.79	Did not answer
N	18660	34.12	1842223	27.64	Don't have a personal doctor or nurse
A	139	0.25	19791	0.30	Invalid multiple responses
C	2030	3.71	235748	3.54	Should be skipped
0	184	0.34	17819	0.27	0
1	114	0.21	11603	0.17	1
2	255	0.47	25442	0.38	2
3	457	0.84	50986	0.76	3
4	545	1.00	65832	0.99	4
5	2154	3.94	256647	3.85	5
6	1709	3.13	205647	3.09	6
7	3831	7.01	446199	6.69	7
8	6657	12.17	859361	12.89	8
9	5147	9.41	709058	10.64	9
10	9316	17.04	1399883	21.00	10

H02012 - Currently enrolled in TRICARE Prime					
Value	Unweighted		Weighted		Formatted Value
	Count	Percent	Count	Percent	
.	862	1.58	155924	2.34	Did not answer
1	38175	69.81	3566053	53.50	Yes
2	15646	28.61	2943609	44.16	No

H02013 - TRICARE member: Primary Care Manager(PCM) based in a military or civilian facility					
Value	Unweighted		Weighted		Formatted Value
	Count	Percent	Count	Percent	
.	5298	9.69	594160	8.91	Did not answer
A	112	0.20	13411	0.20	Invalid multiple responses
N	15739	28.78	2943263	44.16	Not member of TRICARE Prime/Senior Prime
C	669	1.22	144615	2.17	Should be skipped
1	24509	44.82	1830506	27.46	A primary care manager at military facil
2	3161	5.78	525323	7.88	A primary care manager at civilian facil
3	5195	9.50	614308	9.22	Not sure

H02014 - Know your PCM's name					
Value	Unweighted		Weighted		Formatted Value
	Count	Percent	Count	Percent	
.	5332	9.75	582973	8.75	Did not answer
A	22	0.04	2242	0.03	Invalid multiple responses
C	1677	3.07	236009	3.54	Should be skipped
N	16819	30.76	3096764	46.46	Valid skip
1	18244	33.36	1596763	23.96	Yes
2	12589	23.02	1150834	17.27	No

H02015 - In last year: you or a doctor or nurse think you needed to see a specialist					
Value	Unweighted		Weighted		Formatted Value
	Count	Percent	Count	Percent	
.	437	0.80	68092	1.02	Did not answer
A	5	0.01	376	0.01	Invalid multiple responses
1	29118	53.25	3743047	56.15	Yes
2	25123	45.94	2854071	42.82	No

H02016 - In last year: how much of a problem to get a referral to see a specialist					
Value	Unweighted		Weighted		Formatted Value
	Count	Percent	Count	Percent	
.	2512	4.59	374651	5.62	Did not answer
N	19450	35.57	2164586	32.47	Didn't need to see specialist past year
A	42	0.08	4699	0.07	Invalid multiple responses
C	5673	10.37	689484	10.34	Should be skipped
1	3249	5.94	343145	5.15	A big problem
2	4900	8.96	527855	7.92	A small problem
3	18857	34.48	2561166	38.42	Not a problem

H02017 - In last year: did you see a specialist					
Value	Unweighted		Weighted		Formatted Value
	Count	Percent	Count	Percent	
.	264	0.48	35807	0.54	Did not answer
1	28839	52.74	3791734	56.89	Yes
2	25580	46.78	2838045	42.58	No

H02018 - Rating of specialist seen in last year					
Value	Unweighted		Weighted		Formatted Value
	Count	Percent	Count	Percent	
.	2250	4.11	335922	5.04	Did not answer
N	24048	43.98	2663063	39.95	Didn't see a specialist in past year
A	84	0.15	11966	0.18	Invalid multiple responses
C	1990	3.64	241912	3.63	Should be skipped
0	231	0.42	24443	0.37	0
1	172	0.31	18184	0.27	1
2	298	0.54	27153	0.41	2
3	461	0.84	50700	0.76	3
4	512	0.94	58527	0.88	4
5	1678	3.07	195973	2.94	5
6	1408	2.57	159970	2.40	6
7	2943	5.38	343616	5.16	7
8	5317	9.72	642230	9.64	8
9	5158	9.43	675327	10.13	9
10	8133	14.87	1216599	18.25	10

H02019 - In last year: specialist saw was the same as personal doctor					
Value	Unweighted		Weighted		Formatted Value
	Count	Percent	Count	Percent	
.	1984	3.63	290549	4.36	Did not answer
N	24240	44.33	2683704	40.26	Don't have a personal doctor
A	86	0.16	12515	0.19	Invalid multiple responses
C	2390	4.37	283429	4.25	Should be skipped
1	3863	7.06	564279	8.47	Yes
2	22120	40.45	2831111	42.47	No

H02020 - In last year: called a doctor's office or clinic during regular office hours to get help or advice for yourself					
Value	Unweighted		Weighted		Formatted Value
	Count	Percent	Count	Percent	
.	673	1.23	99170	1.49	Did not answer
A	2	0.00	387	0.01	Invalid multiple responses
1	31538	57.67	3875875	58.15	Yes
2	22470	41.09	2690155	40.36	No

H02021 - In last year: when you called during regular office hours how often got help or advice you needed					
Value	Unweighted		Weighted		Formatted Value
	Count	Percent	Count	Percent	
.	2452	4.48	339691	5.10	Did not answer
N	18811	34.40	2216889	33.26	Didn't call for help/advice in past year
A	33	0.06	5000	0.08	Invalid multiple responses
C	3659	6.69	473266	7.10	Should be skipped
1	1220	2.23	119467	1.79	Never
2	5633	10.30	553078	8.30	Sometimes
3	9147	16.73	1045012	15.68	Usually
4	13728	25.10	1913184	28.70	Always

H02022 -						
In last year: made any appointment for regular or routine health care						
Value	Unweighted		Weighted		Formatted Value	
	Count	Percent	Count	Percent		
.	524	0.96	77142	1.16	Did not answer	
1	43865	80.22	5361524	80.44	Yes	
2	10294	18.82	1226920	18.41	No	

H02023 -						
In last year: how often made appointments for regular or routine health care as soon as you wanted						
Value	Unweighted		Weighted		Formatted Value	
	Count	Percent	Count	Percent		
.	3008	5.50	440340	6.61	Did not answer	
N	9022	16.50	1076108	16.14	Didn't need an appointment in past year	
A	71	0.13	13297	0.20	Invalid multiple responses	
C	1560	2.85	188278	2.82	Should be skipped	
1	2642	4.83	262633	3.94	Never	
2	7923	14.49	780784	11.71	Sometimes	
3	15037	27.50	1756748	26.36	Usually	
4	15420	28.20	2147398	32.22	Always	

H02024 - In last year: days between appointment for regular or routine care and actually seeing a provider					
Value	Unweighted		Weighted		Formatted Value
	Count	Percent	Count	Percent	
.	3220	5.89	475285	7.13	Did not answer
N	9131	16.70	1104332	16.57	Didn't need an appointment in past year
A	461	0.84	56757	0.85	Invalid multiple responses
C	1517	2.77	184762	2.77	Should be skipped
1	3899	7.13	524280	7.87	Same day
2	3467	6.34	448731	6.73	1 day
3	7553	13.81	924956	13.88	2 to 3 days
4	8939	16.35	1054674	15.82	4 to 7 days
5	7992	14.62	872868	13.10	8 to 14 days
6	6241	11.41	706454	10.60	15 to 30 days
7	1866	3.41	272188	4.08	31 days or longer
8	397	0.73	40301	0.60	Tried but could not get an appointment

H02025 - In last year: illness/injury needed care right away					
Value	Unweighted		Weighted		Formatted Value
	Count	Percent	Count	Percent	
.	525	0.96	75548	1.13	Did not answer
1	25628	46.87	3123913	46.87	Yes
2	28530	52.17	3466125	52.00	No

H02026 - In last year: when needed care right away for an illness or injury got care as soon as wanted					
Value	Unweighted		Weighted		Formatted Value
	Count	Percent	Count	Percent	
.	2151	3.93	306184	4.59	Did not answer
N	26974	49.33	3255807	48.85	Didn't need care right away in past year
A	65	0.12	9342	0.14	Invalid multiple responses
C	2851	5.21	371800	5.58	Should be skipped
1	1464	2.68	157060	2.36	Never
2	3165	5.79	314370	4.72	Sometimes
3	6369	11.65	712373	10.69	Usually
4	11644	21.29	1538651	23.08	Always

H02027 -					
In last year: wait between trying to get care and actually seeing a provider for an illness or injury					
Value	Unweighted		Weighted		Formatted Value
	Count	Percent	Count	Percent	
.	2102	3.84	297785	4.47	Did not answer
N	25983	47.52	3146589	47.21	Didn't need care right away in past year
A	223	0.41	30690	0.46	Invalid multiple responses
C	2824	5.16	364945	5.48	Should be skipped
1	10734	19.63	1365987	20.49	Same day
2	3772	6.90	433643	6.51	1 day
3	2240	4.10	243545	3.65	2 days
4	1501	2.74	173591	2.60	3 days
5	2634	4.82	312545	4.69	4 to 7 days
6	1446	2.64	149843	2.25	8 to 14 days
7	1224	2.24	146424	2.20	15 days or longer

H02028 -					
In last year: went to an emergency room for own care					
Value	Unweighted		Weighted		Formatted Value
	Count	Percent	Count	Percent	
.	730	1.33	98134	1.47	Did not answer
A	54	0.10	8012	0.12	Invalid multiple responses
1	39490	72.22	4856678	72.86	None
2	9375	17.14	1120794	16.81	1 visit
3	4257	7.78	489780	7.35	2 to 3 visits
4	613	1.12	74799	1.12	4 to 6 visits
5	164	0.30	17390	0.26	More than 6 visits

H02029 - In last year: went to a doctors office or clinic for yourself (not counting times went to an emergency room)					
Value	Unweighted		Weighted		Formatted Value
	Count	Percent	Count	Percent	
.	637	1.16	99025	1.49	Did not answer
A	119	0.22	12403	0.19	Invalid multiple responses
1	7709	14.10	937182	14.06	None
2	5790	10.59	674500	10.12	1 time
3	9244	16.90	1072105	16.08	2 times
4	8860	16.20	1047376	15.71	3 times
5	7287	13.33	917410	13.76	4 times
6	10296	18.83	1295178	19.43	5 to 9 times
7	4741	8.67	610409	9.16	10 or more times

H02030 - In last year: problem to get necessary care					
Value	Unweighted		Weighted		Formatted Value
	Count	Percent	Count	Percent	
.	1002	1.83	148905	2.23	Did not answer
N	4920	9.00	573236	8.60	I had no visits in the last 12 months
A	39	0.07	7149	0.11	Invalid multiple responses
C	2351	4.30	302741	4.54	Should be skipped
1	2751	5.03	281938	4.23	A big problem
2	8846	16.18	905712	13.59	A small problem
3	34774	63.59	4445907	66.70	Not a problem

H02031 - In last year: problem with delays in healthcare while waiting for approval from health plan					
Value	Unweighted		Weighted		Formatted Value
	Count	Percent	Count	Percent	
.	1307	2.39	189766	2.85	Did not answer
N	5327	9.74	630473	9.46	I had no visits in the last 12 months
A	25	0.05	2034	0.03	Invalid multiple responses
C	2313	4.23	296579	4.45	Should be skipped
1	2199	4.02	229857	3.45	A big problem
2	5683	10.39	601622	9.03	A small problem
3	37829	69.18	4715256	70.74	Not a problem

H02032 - In last year: wait more than 15 minutes past appointment time to see a doctor					
Value	Unweighted		Weighted		Formatted Value
	Count	Percent	Count	Percent	
.	982	1.80	147637	2.21	Did not answer
N	4971	9.09	585373	8.78	I had no visits in the last 12 months
A	63	0.12	8138	0.12	Invalid multiple responses
C	2292	4.19	295242	4.43	Should be skipped
1	10200	18.65	1164488	17.47	Never
2	21155	38.69	2575841	38.64	Sometimes
3	8687	15.89	1072852	16.10	Usually
4	6333	11.58	816017	12.24	Always

H02033 - In last year: how often office staff at a doctor's office or clinic treat you with courtesy and respect					
Value	Unweighted		Weighted		Formatted Value
	Count	Percent	Count	Percent	
.	946	1.73	142520	2.14	Did not answer
N	4924	9.00	576667	8.65	I had no visits in the last 12 months
A	41	0.07	5509	0.08	Invalid multiple responses
C	2290	4.19	294864	4.42	Should be skipped
1	358	0.65	39347	0.59	Never
2	2995	5.48	306638	4.60	Sometimes
3	12134	22.19	1296989	19.46	Usually
4	30995	56.68	4003052	60.06	Always

H02034 - In last year: how often office staff at a doctor's office or clinic as helpful as expected					
Value	Unweighted		Weighted		Formatted Value
	Count	Percent	Count	Percent	
.	937	1.71	144097	2.16	Did not answer
N	4942	9.04	578148	8.67	I had no visits in the last 12 months
A	31	0.06	4048	0.06	Invalid multiple responses
C	2265	4.14	292169	4.38	Should be skipped
1	672	1.23	68220	1.02	Never
2	5473	10.01	547554	8.21	Sometimes
3	17637	32.25	2015377	30.24	Usually
4	22726	41.56	3015972	45.25	Always

H02035 - In last year: how often doctors or other health providers listen carefully to you					
Value	Unweighted		Weighted		Formatted Value
	Count	Percent	Count	Percent	
.	869	1.59	133444	2.00	Did not answer
N	4948	9.05	579986	8.70	I had no visits in the last 12 months
A	48	0.09	5141	0.08	Invalid multiple responses
C	2268	4.15	292888	4.39	Should be skipped
1	532	0.97	50983	0.76	Never
2	5171	9.46	534396	8.02	Sometimes
3	16382	29.96	1899421	28.50	Usually
4	24465	44.74	3169329	47.55	Always

H02036 - In last year: how often doctors or other health providers explain things in way you could understand					
Value	Unweighted		Weighted		Formatted Value
	Count	Percent	Count	Percent	
.	868	1.59	133634	2.00	Did not answer
N	4953	9.06	579672	8.70	I had no visits in the last 12 months
A	45	0.08	5525	0.08	Invalid multiple responses
C	2262	4.14	292269	4.38	Should be skipped
1	368	0.67	40747	0.61	Never
2	3345	6.12	361849	5.43	Sometimes
3	15409	28.18	1853125	27.80	Usually
4	27433	50.17	3398766	50.99	Always

H02037 - In last year: how often doctors or other health providers show respect for what you had to say					
Value	Unweighted		Weighted		Formatted Value
	Count	Percent	Count	Percent	
.	865	1.58	132086	1.98	Did not answer
N	4951	9.05	579601	8.70	I had no visits in the last 12 months
A	47	0.09	4341	0.07	Invalid multiple responses
C	2261	4.13	291612	4.37	Should be skipped
1	531	0.97	51581	0.77	Never
2	4386	8.02	452053	6.78	Sometimes
3	15482	28.31	1822876	27.35	Usually
4	26160	47.84	3331436	49.98	Always

H02038 - In last year: how often doctors or other health providers spend enough time with you					
Value	Unweighted		Weighted		Formatted Value
	Count	Percent	Count	Percent	
.	755	1.38	112555	1.69	Did not answer
N	4963	9.08	580050	8.70	I had no visits in the last 12 months
A	39	0.07	4006	0.06	Invalid multiple responses
C	2275	4.16	294233	4.41	Should be skipped
1	1265	2.31	137771	2.07	Never
2	6481	11.85	706003	10.59	Sometimes
3	18227	33.33	2184878	32.78	Usually
4	20678	37.81	2646090	39.70	Always

H02039 - Rating of all healthcare in last year					
Value	Unweighted		Weighted		Formatted Value
	Count	Percent	Count	Percent	
.	857	1.57	124560	1.87	Did not answer
N	4804	8.79	560907	8.41	I had no visits in the last 12 months
A	161	0.29	24316	0.36	Invalid multiple responses
C	2251	4.12	292448	4.39	Should be skipped
0	308	0.56	33364	0.50	0
1	296	0.54	30268	0.45	1
2	627	1.15	61877	0.93	2
3	1062	1.94	105695	1.59	3
4	1427	2.61	143291	2.15	4
5	3449	6.31	375095	5.63	5
6	3254	5.95	353673	5.31	6
7	6732	12.31	716981	10.76	7
8	10676	19.52	1240829	18.62	8
9	9170	16.77	1170556	17.56	9
10	9609	17.57	1431727	21.48	10

H02040 - In last year: prescriptions that were written by a civilian provider but were filled at a military pharmacy					
Value	Unweighted		Weighted		Formatted Value
	Count	Percent	Count	Percent	
.	14444	26.41	1737690	26.07	Did not answer
A	46	0.08	5091	0.08	Invalid multiple responses
N	2078	3.80	233204	3.50	Valid skip
1	26020	47.58	3218478	48.28	None
2	7630	13.95	806826	12.10	1 to 5
3	2052	3.75	275769	4.14	6 to 10
4	918	1.68	141096	2.12	11 to 15
5	1495	2.73	247432	3.71	More than 15

H02041 - In last year: facility used most for health care					
Value	Unweighted		Weighted		Formatted Value
	Count	Percent	Count	Percent	
.	538	0.98	71254	1.07	Did not answer
A	261	0.48	40353	0.61	Invalid multiple responses
1	31847	58.24	2600241	39.01	A military facility
2	17404	31.83	3180462	47.71	A civilian facility
3	289	0.53	63256	0.95	Uniformed Services Fam Health Plan facil
4	1326	2.42	266049	3.99	Veterans Affairs (VA) clinic or hospital
5	3018	5.52	443972	6.66	Went to none of listed types of facility

H02042 - Most important reason to use MTF						
Value	Unweighted		Weighted		Formatted Value	
	Count	Percent	Count	Percent		
A	422	0.77	54886	0.82	Invalid multiple responses	
.	18094	33.09	2510696	37.67	Missing/Unknown	
1	12086	22.10	1346837	20.21	Cost to you	
2	5958	10.90	881350	13.22	Convenience of location	
3	4400	8.05	514138	7.71	Quality of healthcare	
4	70	0.13	10465	0.16	Convenience of telephone access	
5	591	1.08	67962	1.02	Timeliness of appointments	
6	963	1.76	97091	1.46	Military courtesy	
7	1655	3.03	229767	3.45	Relationship with personal physician	
8	574	1.05	59176	0.89	Co-location of services in MTF	
9	869	1.59	85850	1.29	Lack of paperwork/claims	
10	9001	16.46	807370	12.11	I'm active duty and entitled to MTF care	

H02043 - In last year: sent in any claims to your health plan						
Value	Unweighted		Weighted		Formatted Value	
	Count	Percent	Count	Percent		
.	191	0.35	25455	0.38	Did not answer	
D	5432	9.93	538320	8.08	Don't Know	
A	16	0.03	1333	0.02	Invalid multiple responses	
1	41292	75.51	5325818	79.90	Yes	
2	7752	14.18	774660	11.62	No	

H02044 - In last year: health plan handled claims in a reasonable time					
Value	Unweighted		Weighted		Formatted Value
	Count	Percent	Count	Percent	
.	14984	27.40	1656706	24.85	Did not answer
D	3630	6.64	456490	6.85	Don't Know
A	88	0.16	13099	0.20	Invalid multiple responses
N	10611	19.40	1046006	15.69	No claims were sent for me in past year
C	3017	5.52	325916	4.89	Should be skipped
1	1252	2.29	138742	2.08	Never
2	2835	5.18	347758	5.22	Sometimes
3	9084	16.61	1339189	20.09	Usually
4	9182	16.79	1341681	20.13	Always

H02045 - In last year: how often health plan handled claims correctly					
Value	Unweighted		Weighted		Formatted Value
	Count	Percent	Count	Percent	
.	15016	27.46	1663257	24.95	Did not answer
D	3867	7.07	492870	7.39	Don't Know
A	66	0.12	10466	0.16	Invalid multiple responses
N	10762	19.68	1065956	15.99	No claims were sent for me in past year
C	2901	5.31	313606	4.70	Should be skipped
1	811	1.48	84105	1.26	Never
2	2482	4.54	294287	4.42	Sometimes
3	8554	15.64	1245260	18.68	Usually
4	10224	18.70	1495779	22.44	Always

H02046 - In last year: before went for care know amount to pay					
Value	Unweighted		Weighted		Formatted Value
	Count	Percent	Count	Percent	
.	15100	27.61	1678118	25.18	Did not answer
D	2868	5.24	392401	5.89	Don't Know
A	64	0.12	7992	0.12	Invalid multiple responses
N	11048	20.20	1103573	16.56	No claims were sent for me in past year
C	2915	5.33	314715	4.72	Should be skipped
1	7888	14.42	1137377	17.06	Never
2	2212	4.05	286211	4.29	Sometimes
3	4571	8.36	632321	9.49	Usually
4	8017	14.66	1112879	16.70	Always

H02047 - In last year: look for any information in written materials from health plan					
Value	Unweighted		Weighted		Formatted Value
	Count	Percent	Count	Percent	
.	799	1.46	105398	1.58	Did not answer
1	19079	34.89	2574410	38.62	Yes
2	34805	63.65	3985778	59.80	No

H02048 - In last year: problem to find or understand information in the written materials					
Value	Unweighted		Weighted		Formatted Value
	Count	Percent	Count	Percent	
.	1629	2.98	246175	3.69	Did not answer
N	31787	58.13	3597298	53.97	Didn't look for information in past year
A	19	0.03	3109	0.05	Invalid multiple responses
C	3018	5.52	388479	5.83	Should be skipped
1	2320	4.24	297145	4.46	A big problem
2	6189	11.32	790073	11.85	A small problem
3	9721	17.78	1343307	20.15	Not a problem

H02049 - In last year: called health plan's customer service to get information or help						
Value	Unweighted		Weighted		Formatted Value	
	Count	Percent	Count	Percent		
.	608	1.11	83556	1.25	Did not answer	
A	3	0.01	640	0.01	Invalid multiple responses	
1	21507	39.33	2643801	39.66	Yes	
2	32565	59.55	3937590	59.07	No	

H02050 - In last year: problem to get the help you needed when called health plan's customer service						
Value	Unweighted		Weighted		Formatted Value	
	Count	Percent	Count	Percent		
.	1236	2.26	171240	2.57	Did not answer	
N	28093	51.37	3331887	49.99	Didn't call customr service in past year	
A	32	0.06	4194	0.06	Invalid multiple responses	
C	4472	8.18	605703	9.09	Should be skipped	
1	3586	6.56	403543	6.05	A big problem	
2	5881	10.75	669291	10.04	A small problem	
3	11383	20.82	1479729	22.20	Not a problem	

H02051 - Called or written health plan with a complaint or problem						
Value	Unweighted		Weighted		Formatted Value	
	Count	Percent	Count	Percent		
.	595	1.09	76803	1.15	Did not answer	
1	9423	17.23	1188220	17.83	Yes	
2	44665	81.68	5400563	81.02	No	

H02052 - How long for health plan to resolve complaint					
Value	Unweighted		Weighted		Formatted Value
	Count	Percent	Count	Percent	
.	1081	1.98	140826	2.11	Did not answer
N	40113	73.36	4815966	72.25	Haven't reported a complaint or problem
A	71	0.13	10634	0.16	Invalid multiple responses
C	4812	8.80	624009	9.36	Should be skipped
1	1966	3.60	268547	4.03	Same day
2	959	1.75	108448	1.63	1 week
3	699	1.28	92190	1.38	2 weeks
4	511	0.93	68788	1.03	3 weeks
5	1846	3.38	219544	3.29	4 or more weeks
6	2625	4.80	316635	4.75	Still waiting for it to be settled

H02053 - Complaint or problem settled to satisfaction					
Value	Unweighted		Weighted		Formatted Value
	Count	Percent	Count	Percent	
.	889	1.63	119443	1.79	Did not answer
N	39789	72.76	4779346	71.70	Haven't reported a complaint or problem
A	229	0.42	30898	0.46	Invalid multiple responses
C	4928	9.01	627962	9.42	Should be skipped
1	4931	9.02	636068	9.54	Yes
2	1735	3.17	202625	3.04	No
3	2182	3.99	269245	4.04	Still waiting for it to be settled

H02054 - In last year: have any experiences with paperwork for your health plan					
Value	Unweighted		Weighted		Formatted Value
	Count	Percent	Count	Percent	
.	751	1.37	98079	1.47	Did not answer
1	17035	31.15	2037376	30.57	Yes
2	36897	67.47	4530131	67.96	No

H02055 - In last year: how much problems with paperwork for your health plan						
Value	Unweighted		Weighted		Formatted Value	
	Count	Percent	Count	Percent		
.	1122	2.05	145996	2.19	Did not answer	
N	32812	60.00	3993570	59.91	Didn't have any experiences with paperwk	
A	36	0.07	4709	0.07	Invalid multiple responses	
C	4085	7.47	536561	8.05	Should be skipped	
1	2749	5.03	306308	4.60	A big problem	
2	5360	9.80	641991	9.63	A small problem	
3	8519	15.58	1036451	15.55	Not a problem	

H02056 - Rating of all experience with health plan						
Value	Unweighted		Weighted		Formatted Value	
	Count	Percent	Count	Percent		
.	1729	3.16	232138	3.48	Did not answer	
A	121	0.22	17299	0.26	Invalid multiple responses	
0	746	1.36	89559	1.34	0	
1	537	0.98	57581	0.86	1	
2	994	1.82	98562	1.48	2	
3	1548	2.83	180445	2.71	3	
4	1856	3.39	191938	2.88	4	
5	5947	10.88	672399	10.09	5	
6	4400	8.05	487611	7.32	6	
7	8144	14.89	885241	13.28	7	
8	11091	20.28	1289624	19.35	8	
9	8679	15.87	1124579	16.87	9	
10	8891	16.26	1338611	20.08	10	

H02057 - In next year: likely to disenroll in TRICARE Prime						
Value	Unweighted		Weighted		Formatted Value	
	Count	Percent	Count	Percent		
.	3154	5.77	550740	8.26	Did not answer	
A	126	0.23	16768	0.25	Invalid multiple responses	
N	13902	25.42	2622767	39.35	Not currently enrolled in TRICARE Prime	
D	4310	7.88	475028	7.13	Not sure	
1	21431	39.19	1908898	28.64	Very unlikely	
2	7566	13.84	685058	10.28	Unlikely	
3	2004	3.66	201731	3.03	Neither likely nor unlikely	
4	965	1.76	89734	1.35	Likely	
5	1225	2.24	114862	1.72	Very likely	

H02058 - Not sick/pregnant: last medical or physical exam or checkup						
Value	Unweighted		Weighted		Formatted Value	
	Count	Percent	Count	Percent		
.	605	1.11	83280	1.25	Did not answer	
A	95	0.17	10367	0.16	Invalid multiple responses	
1	1538	2.81	160182	2.40	Never had a general physical or checkup	
2	4072	7.45	476165	7.14	5 or more years ago	
3	6487	11.86	771733	11.58	More than 2 but less than 5 years ago	
4	12113	22.15	1427210	21.41	1 to 2 years ago	
5	29773	54.45	3736649	56.06	Less than 12 months ago	

H02059 - Blood pressure: when last reading						
Value	Unweighted		Weighted		Formatted Value	
	Count	Percent	Count	Percent		
.	422	0.77	57574	0.86	Did not answer	
A	30	0.05	2630	0.04	Invalid multiple responses	
1	1534	2.81	201238	3.02	More than 2 years ago	
2	3722	6.81	420394	6.31	1 to 2 years ago	
3	48975	89.56	5983751	89.77	Less than 12 months ago	

H02060 - Blood pressure: know if blood pressure is too high or not						
Value	Unweighted		Weighted		Formatted Value	
	Count	Percent	Count	Percent		
.	494	0.90	67055	1.01	Did not answer	
A	44	0.08	6516	0.10	Invalid multiple responses	
1	8783	16.06	1260035	18.90	Yes	
2	41502	75.90	4877934	73.18	No	
3	3860	7.06	454046	6.81	Don't Know	

H02061 - When did you last have a cholesterol screening						
Value	Unweighted		Weighted		Formatted Value	
	Count	Percent	Count	Percent		
.	540	0.99	74626	1.12	Did not answer	
A	40	0.07	6390	0.10	Invalid multiple responses	
1	8304	15.19	877823	13.17	Never had a cholesterol screening	
2	2903	5.31	329420	4.94	5 or more years ago	
3	5887	10.77	632212	9.48	More than 2 but less than 5 years ago	
4	9590	17.54	1097092	16.46	1 to 2 years ago	
5	27419	50.14	3648023	54.73	Less than 12 months ago	

H02062 - When did you last have a flu shot						
Value	Unweighted		Weighted		Formatted Value	
	Count	Percent	Count	Percent		
.	467	0.85	58375	0.88	Did not answer	
A	34	0.06	3642	0.05	Invalid multiple responses	
1	10736	19.63	1159180	17.39	Never had a flu shot	
2	8905	16.28	1089332	16.34	More than 2 years ago	
3	7590	13.88	942348	14.14	1 to 2 years ago	
4	26951	49.29	3412708	51.20	Less than 12 months ago	

H02063 - Smoked at least 100 cigarettes in life					
Value	Unweighted		Weighted		Formatted Value
	Count	Percent	Count	Percent	
.	461	0.84	59050	0.89	Did not answer
D	580	1.06	68129	1.02	Don't know
A	15	0.03	1940	0.03	Invalid multiple responses
1	24394	44.61	3272506	49.10	Yes
2	29233	53.46	3263962	48.97	No

H02064 - Smoke everyday somedays or not at all					
Value	Unweighted		Weighted		Formatted Value
	Count	Percent	Count	Percent	
.	1035	1.89	139309	2.09	Did not answer
D	27	0.05	3476	0.05	Don't know
A	9	0.02	2380	0.04	Invalid multiple responses
C	3528	6.45	465778	6.99	Should be skipped
N	26285	48.07	2866313	43.00	Valid skip
2	14755	26.98	2076107	31.15	Not at all
3	2391	4.37	274864	4.12	Some days
4	6653	12.17	837361	12.56	Every day

H02065 - How long since you quit smoking					
Value	Unweighted		Weighted		Formatted Value
	Count	Percent	Count	Percent	
.	1373	2.51	187207	2.81	Did not answer
D	377	0.69	58299	0.87	Don't know
A	11	0.02	898	0.01	Invalid multiple responses
C	1807	3.30	226346	3.40	Should be skipped
N	37051	67.76	4218400	63.29	Valid skip
2	12828	23.46	1841236	27.62	12 months or more
3	1236	2.26	133201	2.00	Less than 12 months

H02066 - Last year: number of visits advised to quit smoking						
Value	Unweighted		Weighted		Formatted Value	
	Count	Percent	Count	Percent		
.	1682	3.08	223288	3.35	Did not answer	
A	7	0.01	1084	0.02	Invalid multiple responses	
C	4747	8.68	693928	10.41	Should be skipped	
N	38259	69.97	4536859	68.06	Valid skip	
1	3642	6.66	457143	6.86	None	
2	2088	3.82	260335	3.91	1 visit	
3	2913	5.33	335394	5.03	2 to 4 visits	
4	776	1.42	85957	1.29	5 to 9 visits	
5	569	1.04	71598	1.07	10 or more visits	

H02067 - Are you male or female						
Value	Unweighted		Weighted		Formatted Value	
	Count	Percent	Count	Percent		
.	541	0.99	74266	1.11	Did not answer	
A	13	0.02	2099	0.03	Invalid multiple responses	
1	26480	48.42	3378476	50.69	Male	
2	27649	50.56	3210745	48.17	Female	

H02068 - Last prostate disease exam or blood test						
Value	Unweighted		Weighted		Formatted Value	
	Count	Percent	Count	Percent		
.	265	0.48	40828	0.61	Did not answer	
A	32	0.06	6852	0.10	Invalid multiple responses	
C	1694	3.10	193477	2.90	Should be skipped	
N	26315	48.12	3063017	45.95	Valid skip	
1	7525	13.76	796281	11.95	Never had a prostate gland examination	
2	1829	3.34	218616	3.28	5 or more years ago	
3	3036	5.55	337446	5.06	More than 2 but less than 5 years ago	
4	4099	7.50	531018	7.97	1 to 2 years ago	
5	9888	18.08	1478051	22.17	Within the last 12 months	

H02069 - Last have a Pap smear test					
Value	Unweighted		Weighted		Formatted Value
	Count	Percent	Count	Percent	
.	415	0.76	55311	0.83	Did not answer
A	21	0.04	3590	0.05	Invalid multiple responses
C	949	1.74	135909	2.04	Should be skipped
N	25725	47.04	3273184	49.11	Valid skip
1	458	0.84	50432	0.76	Never had a Pap smear test
2	1326	2.42	224224	3.36	5 or more years ago
3	985	1.80	143358	2.15	More than 3 but less than 5 years ago
4	6409	11.72	783518	11.75	1 to 3 years ago
5	18395	33.64	1996061	29.95	Within the last 12 months

H02070 - Are you under age 40					
Value	Unweighted		Weighted		Formatted Value
	Count	Percent	Count	Percent	
C	3094	5.66	441714	6.63	Should be skipped
N	23580	43.12	2967378	44.52	Valid skip
1	12321	22.53	1012944	15.20	Yes
2	15688	28.69	2243550	33.66	No

H02071 - Last time: breasts checked mammography					
Value	Unweighted		Weighted		Formatted Value
	Count	Percent	Count	Percent	
.	789	1.44	118110	1.77	Did not answer
A	24	0.04	2654	0.04	Invalid multiple responses
C	4329	7.92	401608	6.03	Should be skipped
N	34661	63.39	4020278	60.31	Valid skip
1	916	1.68	114178	1.71	Never had a mammogram
2	629	1.15	93253	1.40	More than 5 years ago
3	1137	2.08	155199	2.33	More than 2 less than 5 years ago
4	2907	5.32	411629	6.18	1 to 2 years ago
5	9291	16.99	1348679	20.23	Within the last 12 months

H02072 - Last time: breast exam by professional					
Value	Unweighted		Weighted		Formatted Value
	Count	Percent	Count	Percent	
.	708	1.29	106950	1.60	Did not answer
A	18	0.03	2046	0.03	Invalid multiple responses
C	4493	8.22	414146	6.21	Should be skipped
N	34502	63.09	4007890	60.13	Valid skip
1	266	0.49	41178	0.62	Never had a breast exam
2	717	1.31	114581	1.72	5 or more years ago
3	1047	1.91	147690	2.22	More than 2 less than 5 years ago
4	2673	4.89	371883	5.58	1 to 2 years ago
5	10259	18.76	1459223	21.89	Within the last 12 months

H02073 - Been pregnant in last year or pregnant now					
Value	Unweighted		Weighted		Formatted Value
	Count	Percent	Count	Percent	
.	777	1.42	123316	1.85	Did not answer
C	678	1.24	80103	1.20	Should be skipped
N	25996	47.54	3328989	49.94	Valid skip
1	952	1.74	76319	1.14	Yes, currently pregnant
2	1825	3.34	155718	2.34	No, not currently pregnant but have been
3	24455	44.72	2901142	43.52	No, not currently pregnant/have not been

H02074 - In what trimester is your pregnancy					
Value	Unweighted		Weighted		Formatted Value
	Count	Percent	Count	Percent	
.	786	1.44	124164	1.86	Did not answer
A	2	0.00	202	0.00	Invalid multiple responses
C	64	0.12	6859	0.10	Should be skipped
N	52890	96.72	6459092	96.90	Valid skip
1	194	0.35	15332	0.23	First trimester
2	354	0.65	27126	0.41	Second trimester
3	393	0.72	32810	0.49	Third trimester

H02075 - Trimester first received prenatal care						
Value	Unweighted		Weighted		Formatted Value	
	Count	Percent	Count	Percent		
.	883	1.61	138743	2.08	Did not answer	
A	5	0.01	624	0.01	Invalid multiple responses	
C	185	0.34	21455	0.32	Should be skipped	
N	50944	93.16	6288779	94.35	Valid skip	
1	141	0.26	16107	0.24	Did not receive prenatal care	
2	10	0.02	1277	0.02	Third trimester	
3	201	0.37	17088	0.26	Second trimester	
4	2314	4.23	181514	2.72	First trimester	

H02076 - In general how would you rate your overall health						
Value	Unweighted		Weighted		Formatted Value	
	Count	Percent	Count	Percent		
.	14174	25.92	1662380	24.94	Did not answer	
A	80	0.15	9272	0.14	Invalid multiple responses	
1	842	1.54	130866	1.96	Poor	
2	4555	8.33	671470	10.07	Fair	
3	14143	25.86	1773398	26.61	Good	
4	14830	27.12	1734391	26.02	Very Good	
5	6059	11.08	683810	10.26	Excellent	

H02077 - Are you Spanish/Hispanic/Latino						
Value	Unweighted		Weighted		Formatted Value	
	Count	Percent	Count	Percent		
.	1364	2.49	183178	2.75	Did not answer	
A	65	0.12	7875	0.12	Invalid multiple responses	
1	49220	90.01	6009251	90.15	No, Not Spanish, Hispanic, or Latino	
2	1627	2.98	174048	2.61	Yes, Mexican, Mexican American, Chicano	
3	964	1.76	137954	2.07	Yes, Puerto Rican	
4	97	0.18	11430	0.17	Yes, Cuban	
5	1346	2.46	141850	2.13	Yes, Other Spanish, Hispanic, or Latino	

SREDA - Highest grade completed						
Value	Unweighted		Weighted		Formatted Value	
	Count	Percent	Count	Percent		
.	489	0.89	69863	1.05	Did not answer	
A	439	0.80	71236	1.07	Invalid multiple responses	
1	521	0.95	78949	1.18	8th grade or less	
2	1341	2.45	209011	3.14	Some high school, but did not graduate	
3	11732	21.45	1653200	24.80	High school graduate or GED	
4	22755	41.61	2599708	39.00	Some college or 2-year degree	
5	7604	13.91	860180	12.90	4-year college graduate	
6	9802	17.93	1123440	16.85	More than 4-year college degree	

SRRACEA - Race: White						
Value	Unweighted		Weighted		Formatted Value	
	Count	Percent	Count	Percent		
1	43300	79.18	5407590	81.13	Marked	
2	11383	20.82	1257996	18.87	Not Marked	

SRRACEB - Race: Black or African American						
Value	Unweighted		Weighted		Formatted Value	
	Count	Percent	Count	Percent		
1	5997	10.97	676333	10.15	Marked	
2	48686	89.03	5989254	89.85	Not Marked	

SRRACEC - Race: American Indian or Alaska Native						
Value	Unweighted		Weighted		Formatted Value	
	Count	Percent	Count	Percent		
1	1077	1.97	121872	1.83	Marked	
2	53606	98.03	6543715	98.17	Not Marked	

SRRACED - Race: Asian						
Value	Unweighted		Weighted		Formatted Value	
	Count	Percent	Count	Percent		
1	3157	5.77	337982	5.07	Marked	
2	51526	94.23	6327605	94.93	Not Marked	

SRRACEE - Race: Native Hawaiian/other Pacific Islanders						
Value	Unweighted		Weighted		Formatted Value	
	Count	Percent	Count	Percent		
1	439	0.80	41013	0.62	Marked	
2	54244	99.20	6624574	99.38	Not Marked	

SRAGE - What is your age now?						
Value	Unweighted		Weighted		Formatted Value	
	Count	Percent	Count	Percent		
.	329	0.60	43926	0.66	Did not answer	
A	34	0.06	4924	0.07	Invalid multiple responses	
1	5311	9.71	507723	7.62	18 to 24	
2	10262	18.77	885957	13.29	25 to 34	
3	13446	24.59	1180705	17.71	35 to 44	
4	9081	16.61	1087688	16.32	45 to 54	
5	8278	15.14	1272556	19.09	55 to 64	
6	5112	9.35	1046756	15.70	65 to 74	
7	2830	5.18	635352	9.53	75 or older	

S02L01 - Aware TRICARE for Life						
Value	Unweighted		Weighted		Formatted Value	
	Count	Percent	Count	Percent		
.	40872	74.74	5058699	75.89	Did not answer	
C	2997	5.48	305102	4.58	Should be skipped	
N	9221	16.86	903413	13.55	Valid skip	
1	1455	2.66	359118	5.39	Yes	
2	138	0.25	39255	0.59	No	

S02L02 - Problem Understanding Health Benefits under TRICARE for Life					
Value	Unweighted		Weighted		Formatted Value
	Count	Percent	Count	Percent	
A	4	0.01	660	0.01	Invalid Multiple Responses
.	40934	74.86	5076389	76.16	Missing/Unknown
N	11128	20.35	1126864	16.91	Not covered by TRICARE for Life
C	1397	2.55	155490	2.33	Should be skipped
1	110	0.20	30558	0.46	Big Problem
2	375	0.69	87840	1.32	Small Problem
3	735	1.34	187786	2.82	Not a Problem

S02L03A - Additional info - what is covered					
Value	Unweighted		Weighted		Formatted Value
	Count	Percent	Count	Percent	
.	40823	74.65	5050458	75.77	Did not answer
C	12218	22.34	1208515	18.13	Should be skipped
1	538	0.98	136456	2.05	Marked
2	1104	2.02	270157	4.05	Not Marked

S02L03B - Additional info - who eligible					
Value	Unweighted		Weighted		Formatted Value
	Count	Percent	Count	Percent	
.	40823	74.65	5050458	75.77	Did not answer
C	12218	22.34	1208515	18.13	Should be skipped
1	203	0.37	53108	0.80	Marked
2	1439	2.63	353506	5.30	Not Marked

S02L03C - Additional info - How Doctor gets paid					
Value	Unweighted		Weighted		Formatted Value
	Count	Percent	Count	Percent	
.	40823	74.65	5050458	75.77	Did not answer
C	12218	22.34	1208515	18.13	Should be skipped
1	280	0.51	70143	1.05	Marked
2	1362	2.49	336471	5.05	Not Marked

S02L03D - Additional info - How affects VA benefit					
Value	Unweighted		Weighted		Formatted Value
	Count	Percent	Count	Percent	
.	40823	74.65	5050458	75.77	Did not answer
C	12218	22.34	1208515	18.13	Should be skipped
1	285	0.52	79379	1.19	Marked
2	1357	2.48	327234	4.91	Not Marked

S02L03E - Additional info - If Private Insurance Should be Dropped					
Value	Unweighted		Weighted		Formatted Value
	Count	Percent	Count	Percent	
.	40823	74.65	5050458	75.77	Did not answer
C	12218	22.34	1208515	18.13	Should be skipped
1	372	0.68	88930	1.33	Marked
2	1270	2.32	317683	4.77	Not Marked

S02L03F - Additional info - where to get help/info					
Value	Unweighted		Weighted		Formatted Value
	Count	Percent	Count	Percent	
.	40823	74.65	5050458	75.77	Did not answer
C	12218	22.34	1208515	18.13	Should be skipped
1	404	0.74	108196	1.62	Marked
2	1238	2.26	298417	4.48	Not Marked

S02L03G - Additional info - make sure eligible					
Value	Unweighted		Weighted		Formatted Value
	Count	Percent	Count	Percent	
.	40823	74.65	5050458	75.77	Did not answer
C	12218	22.34	1208515	18.13	Should be skipped
1	193	0.35	47498	0.71	Marked
2	1449	2.65	359116	5.39	Not Marked

S02L03H - Additional info - which Doctors can see					
Value	Unweighted		Weighted		Formatted Value
	Count	Percent	Count	Percent	
.	40823	74.65	5050458	75.77	Did not answer
C	12218	22.34	1208515	18.13	Should be skipped
1	423	0.77	113220	1.70	Marked
2	1219	2.23	293394	4.40	Not Marked

S02L03I - Additional info - do not need info					
Value	Unweighted		Weighted		Formatted Value
	Count	Percent	Count	Percent	
.	40823	74.65	5050458	75.77	Did not answer
C	12218	22.34	1208515	18.13	Should be skipped
1	497	0.91	124305	1.86	Marked
2	1145	2.09	282309	4.24	Not Marked

S02L04A - Helpful - TRICARE Counselor					
Value	Unweighted		Weighted		Formatted Value
	Count	Percent	Count	Percent	
.	41390	75.69	5190899	77.88	Did not mark
C	968	1.77	109392	1.64	Should be skipped
N	11437	20.92	1146618	17.20	Valid Skip
1	427	0.78	118950	1.78	Did not Consult
2	29	0.05	4451	0.07	Not Helpful
3	172	0.31	34951	0.52	Somewhat helpful
4	260	0.48	60325	0.91	Very Helpful

S02L04B - Helpful - Phone Number					
Value	Unweighted		Weighted		Formatted Value
	Count	Percent	Count	Percent	
.	41459	75.82	5202115	78.04	Did not mark
C	912	1.67	108061	1.62	Should be skipped
N	11493	21.02	1147949	17.22	Valid Skip
1	401	0.73	97885	1.47	Did not Consult
2	29	0.05	5586	0.08	Not Helpful
3	154	0.28	33577	0.50	Somewhat helpful
4	235	0.43	70413	1.06	Very Helpful

S02L04C - Helpful - Medicare/Social Security					
Value	Unweighted		Weighted		Formatted Value
	Count	Percent	Count	Percent	
.	41562	76.01	5231670	78.49	Did not mark
C	877	1.60	102544	1.54	Should be skipped
N	11528	21.08	1153467	17.30	Valid Skip
1	432	0.79	106319	1.60	Did not Consult
2	53	0.10	12491	0.19	Not Helpful
3	110	0.20	28676	0.43	Somewhat helpful
4	121	0.22	30420	0.46	Very Helpful

S02L04D - Helpful - Primary Doctor					
Value	Unweighted		Weighted		Formatted Value
	Count	Percent	Count	Percent	
.	41599	76.07	5243851	78.67	Did not mark
C	890	1.63	103216	1.55	Should be skipped
N	11515	21.06	1152794	17.29	Valid Skip
1	434	0.79	109661	1.65	Did not Consult
2	40	0.07	11925	0.18	Not Helpful
3	89	0.16	19192	0.29	Somewhat helpful
4	116	0.21	24946	0.37	Very Helpful

S02L04E - Helpful - TRICARE Website					
Value	Unweighted		Weighted		Formatted Value
	Count	Percent	Count	Percent	
.	41636	76.14	5246435	78.71	Did not mark
C	873	1.60	99645	1.49	Should be skipped
N	11532	21.09	1156365	17.35	Valid Skip
1	491	0.90	123808	1.86	Did not Consult
2	18	0.03	3688	0.06	Not Helpful
3	61	0.11	15196	0.23	Somewhat helpful
4	72	0.13	20449	0.31	Very Helpful

S02L04F - Helpful - Direct Mailing					
Value	Unweighted		Weighted		Formatted Value
	Count	Percent	Count	Percent	
.	41316	75.56	5157939	77.38	Did not mark
C	909	1.66	105336	1.58	Should be skipped
N	11496	21.02	1150674	17.26	Valid Skip
1	173	0.32	36470	0.55	Did not Consult
2	38	0.07	9626	0.14	Not Helpful
3	274	0.50	64202	0.96	Somewhat helpful
4	477	0.87	141338	2.12	Very Helpful

S02L04G - Helpful - Military Publication					
Value	Unweighted		Weighted		Formatted Value
	Count	Percent	Count	Percent	
.	41417	75.74	5187328	77.82	Did not mark
C	922	1.69	104116	1.56	Should be skipped
N	11483	21.00	1151895	17.28	Valid Skip
1	253	0.46	56401	0.85	Did not Consult
2	26	0.05	7152	0.11	Not Helpful
3	239	0.44	58561	0.88	Somewhat helpful
4	343	0.63	100135	1.50	Very Helpful

S02L04H - Helpful - Civilian Publication					
Value	Unweighted		Weighted		Formatted Value
	Count	Percent	Count	Percent	
.	41560	76.00	5231864	78.49	Did not mark
C	894	1.63	104936	1.57	Should be skipped
N	11511	21.05	1151075	17.27	Valid Skip
1	395	0.72	93627	1.40	Did not Consult
2	23	0.04	5606	0.08	Not Helpful
3	120	0.22	30489	0.46	Somewhat helpful
4	180	0.33	47990	0.72	Very Helpful

S02L04I - Helpful - Other					
Value	Unweighted		Weighted		Formatted Value
	Count	Percent	Count	Percent	
.	41747	76.34	5281742	79.24	Did not mark
C	805	1.47	88183	1.32	Should be skipped
N	11600	21.21	1167828	17.52	Valid Skip
1	407	0.74	101023	1.52	Did not Consult
2	20	0.04	3779	0.06	Not Helpful
3	45	0.08	9507	0.14	Somewhat helpful
4	59	0.11	13525	0.20	Very Helpful

S02L05 - Source of info rely on most					
Value	Unweighted		Weighted		Formatted Value
	Count	Percent	Count	Percent	
A	96	0.18	25601	0.38	Invalid Multiple Responses
.	41028	75.03	5094173	76.42	Missing/Unknown
C	881	1.61	104184	1.56	Should be skipped
N	11524	21.07	1151826	17.28	Valid Skip
1	255	0.47	53443	0.80	TRICARE Benefits Counselor
2	119	0.22	32555	0.49	Phone Number
3	38	0.07	9928	0.15	Medicare/Social Security
4	28	0.05	6244	0.09	Primary Doctor
5	19	0.03	5606	0.08	TRICARE Web
6	420	0.77	110775	1.66	Direct Mailings
7	146	0.27	42677	0.64	Military Publication
8	75	0.14	20116	0.30	Retiree Publication
9	54	0.10	8457	0.13	Other

S02L06 - Enroll in Medicare B because TRICARE for Life						
Value	Unweighted		Weighted		Formatted Value	
	Count	Percent	Count	Percent		
A	11	0.02	3697	0.06	Invalid Multiple Responses	
.	40938	74.86	5078852	76.20	Missing/Unknown	
N	11308	20.68	1122225	16.84	Not Eligible TRICARE for Life	
C	1119	2.05	135437	2.03	Should be skipped	
1	156	0.29	29785	0.45	Yes	
2	1086	1.99	279899	4.20	No, already enrolled Medicare B	
3	29	0.05	5445	0.08	No, not enrolled but plan to	
4	36	0.07	10247	0.15	No, not enrolled do not intend to	

S02L07 - Drop Medigap because TRICARE for Life						
Value	Unweighted		Weighted		Formatted Value	
	Count	Percent	Count	Percent		
A	9	0.02	2399	0.04	Invalid Multiple Responses	
.	40999	74.98	5086144	76.30	Missing/Unknown	
N	11977	21.90	1212576	18.19	Not Eligible TRICARE for Life	
C	463	0.85	58657	0.88	Should be skipped	
1	536	0.98	157291	2.36	Yes	
2	347	0.63	74434	1.12	No, not covered by Medigap	
3	123	0.22	27724	0.42	No, did not drop but plan to	
4	229	0.42	46361	0.70	No, did not drop and do not intend to	

S02L08 - Disenroll civilian HMO because TRICARE for Life						
Value	Unweighted		Weighted		Formatted Value	
	Count	Percent	Count	Percent		
A	4	0.01	441	0.01	Invalid Multiple Responses	
.	41103	75.17	5121392	76.83	Missing/Unknown	
N	12044	22.03	1220250	18.31	Not Eligible TRICARE for Life	
C	403	0.74	49256	0.74	Should be skipped	
1	173	0.32	47444	0.71	Yes	
2	956	1.75	226804	3.40	No	

S02L09 - Where do you plan to get most of your care						
Value	Unweighted		Weighted		Formatted Value	
	Count	Percent	Count	Percent		
A	49	0.09	14624	0.22	Invalid Multiple Responses	
.	41069	75.10	5101139	76.53	Missing/Unknown	
N	12051	22.04	1222260	18.34	Not Eligible TRICARE for Life	
C	390	0.71	45956	0.69	Should be skipped	
1	313	0.57	45226	0.68	Military Facility	
2	769	1.41	226332	3.40	Civilian Facility	
3	42	0.08	10050	0.15	VA Facility	

S02L10 - Received medical care from civilian source						
Value	Unweighted		Weighted		Formatted Value	
	Count	Percent	Count	Percent		
.	41004	74.98	5093043	76.41	Did not answer	
C	439	0.80	51669	0.78	Should be skipped	
N	11985	21.92	1212050	18.18	Valid skip	
1	990	1.81	252690	3.79	Yes	
2	265	0.48	56134	0.84	No	

S02L11 - Provider ask for Payment						
Value	Unweighted		Weighted		Formatted Value	
	Count	Percent	Count	Percent		
N	12384	22.65	1282117	19.23	Have not received care since 10/1/2001	
A	8	0.01	1202	0.02	Invalid Multiple Responses	
.	41054	75.08	5105639	76.60	Missing/Unknown	
C	327	0.60	40403	0.61	Should be skipped	
1	131	0.24	28928	0.43	Yes	
2	779	1.42	207297	3.11	No	

S02L12 - Bill should be paid by Medicare/TRICARE						
Value	Unweighted		Weighted		Formatted Value	
	Count	Percent	Count	Percent		
N	12409	22.69	1285062	19.28	Have not received care since 10/1/2001	
A	5	0.01	1699	0.03	Invalid Multiple Responses	
.	41094	75.15	5113794	76.72	Missing/Unknown	
C	302	0.55	38535	0.58	Should be skipped	
1	171	0.31	43281	0.65	Yes	
2	702	1.28	183217	2.75	No	

S02L13A - Paid/Intend to Pay bill						
Value	Unweighted		Weighted		Formatted Value	
	Count	Percent	Count	Percent		
.	40823	74.65	5050458	75.77	Did not answer	
C	12218	22.34	1208515	18.13	Should be skipped	
1	127	0.23	28267	0.42	Marked	
2	1515	2.77	378346	5.68	Not Marked	

S02L13B - Ignoring Bill					
Value	Unweighted		Weighted		Formatted Value
	Count	Percent	Count	Percent	
.	40823	74.65	5050458	75.77	Did not answer
C	12218	22.34	1208515	18.13	Should be skipped
1	34	0.06	6068	0.09	Marked
2	1608	2.94	400545	6.01	Not Marked

S02L13C - Contacted/intend to contact provider					
Value	Unweighted		Weighted		Formatted Value
	Count	Percent	Count	Percent	
.	40823	74.65	5050458	75.77	Did not answer
C	12218	22.34	1208515	18.13	Should be skipped
1	83	0.15	21375	0.32	Marked
2	1559	2.85	385238	5.78	Not Marked

S02L13D - Contacted/intend to contact TRICARE					
Value	Unweighted		Weighted		Formatted Value
	Count	Percent	Count	Percent	
.	40823	74.65	5050458	75.77	Did not answer
C	12218	22.34	1208515	18.13	Should be skipped
1	85	0.16	23206	0.35	Marked
2	1557	2.85	383407	5.75	Not Marked

S02L13E - Contacted/intend to contact Medicare					
Value	Unweighted		Weighted		Formatted Value
	Count	Percent	Count	Percent	
.	40823	74.65	5050458	75.77	Did not answer
C	12218	22.34	1208515	18.13	Should be skipped
1	46	0.08	10926	0.16	Marked
2	1596	2.92	395688	5.94	Not Marked

S02L14 - Billing resolved to satisfaction						
Value	Unweighted		Weighted		Formatted Value	
	Count	Percent	Count	Percent		
N	12587	23.02	1321905	19.83	Have not received bill since 10/1/2001	
A	3	0.01	286	0.00	Invalid Multiple Responses	
.	41639	76.15	5259773	78.91	Missing/Unknown	
C	195	0.36	24855	0.37	Should be skipped	
1	161	0.29	40079	0.60	Yes	
2	98	0.18	18689	0.28	No	

S02L15 - Change type pharmacy						
Value	Unweighted		Weighted		Formatted Value	
	Count	Percent	Count	Percent		
A	3	0.01	405	0.01	Invalid Multiple Responses	
.	40978	74.94	5081667	76.24	Missing/Unknown	
C	2652	4.85	276647	4.15	Should be skipped	
N	9566	17.49	931868	13.98	Valid Skip	
1	220	0.40	80430	1.21	Yes	
2	1264	2.31	294570	4.42	No	

S02L16 - Type of pharmacy since April 1, 2001						
Value	Unweighted		Weighted		Formatted Value	
	Count	Percent	Count	Percent		
A	71	0.13	26369	0.40	Invalid Multiple Responses	
.	40950	74.89	5083333	76.26	Missing/Unknown	
N	8911	16.30	875404	13.13	No Prescription since 4/1/2001	
C	3376	6.17	346943	5.20	Should be skipped	
1	935	1.71	183664	2.76	Military Pharmacy	
2	203	0.37	70922	1.06	Civ Pharmacy - in network	
3	153	0.28	40582	0.61	Civ Pharmacy - out network	
4	84	0.15	38370	0.58	NMOP	

S02L17 - Satisfied with TRICARE for LIFE						
Value	Unweighted		Weighted		Formatted Value	
	Count	Percent	Count	Percent		
A	6	0.01	631	0.01	Invalid Multiple Responses	
.	41049	75.07	5095218	76.44	Missing/Unknown	
C	3266	5.97	335629	5.04	Should be skipped	
N	8952	16.37	872886	13.10	Valid Skip	
1	19	0.03	4096	0.06	Strongly Disagree	
2	24	0.04	3920	0.06	Disagree	
3	373	0.68	98281	1.47	Neither Agree/disagree	
4	498	0.91	121007	1.82	Agree	
5	496	0.91	133919	2.01	Strongly Agree	

S02S01 - Health during past 4 weeks						
Value	Unweighted		Weighted		Formatted Value	
	Count	Percent	Count	Percent		
.	40970	74.92	5072729	76.10	Did not answer	
A	20	0.04	1571	0.02	Invalid multiple responses	
1	2494	4.56	269279	4.04	Excellent	
2	4574	8.36	523785	7.86	Very Good	
3	4378	8.01	511617	7.68	Good	
4	1722	3.15	217328	3.26	Fair	
5	435	0.80	58841	0.88	Poor	
6	90	0.16	10437	0.16	Very Poor	

S02S02 - Health problems limit physical activity						
Value	Unweighted		Weighted		Formatted Value	
	Count	Percent	Count	Percent		
A	21	0.04	2137	0.03	Invalid multiple responses	
.	40975	74.93	5071998	76.09	Missing/Unknown	
1	8078	14.77	868044	13.02	Not at all	
2	2529	4.62	305925	4.59	Very little	
3	1868	3.42	248091	3.72	Somewhat	
4	1012	1.85	140313	2.11	Quite a lot	
5	200	0.37	29077	0.44	Could not do physical activities	

S02S03 - Difficulty doing daily work b/c health problem						
Value	Unweighted		Weighted		Formatted Value	
	Count	Percent	Count	Percent		
A	6	0.01	602	0.01	Invalid multiple responses	
.	40940	74.87	5070966	76.08	Missing/Unknown	
1	9100	16.64	979440	14.69	Not at all	
2	2229	4.08	273593	4.10	A little bit	
3	1425	2.61	200175	3.00	Some	
4	800	1.46	110643	1.66	Quite a lot	
5	183	0.33	30169	0.45	Could not do daily work	

S02S04 - How much bodily pain during Past 4 weeks						
Value	Unweighted		Weighted		Formatted Value	
	Count	Percent	Count	Percent		
A	37	0.07	5474	0.08	Invalid multiple responses	
.	40942	74.87	5069111	76.05	Missing/Unknown	
1	4214	7.71	448948	6.74	None	
2	3924	7.18	426151	6.39	Very Mild	
3	2406	4.40	301650	4.53	Mild	
4	2399	4.39	315548	4.73	Moderate	
5	647	1.18	86805	1.30	Severe	
6	114	0.21	11899	0.18	Very Severe	

S02S05 - Energy during Past 4 weeks						
Value	Unweighted		Weighted		Formatted Value	
	Count	Percent	Count	Percent		
A	11	0.02	602	0.01	Invalid multiple responses	
.	40947	74.88	5070670	76.07	Missing/Unknown	
1	1973	3.61	212277	3.18	Very Much	
2	6401	11.71	726566	10.90	Quite a lot	
3	4321	7.90	529377	7.94	Some	
4	895	1.64	109903	1.65	A little	
5	135	0.25	16191	0.24	None	

S02S06 - Physical/Emotional health limit social						
Value	Unweighted		Weighted		Formatted Value	
	Count	Percent	Count	Percent		
A	9	0.02	720	0.01	Invalid multiple responses	
.	40942	74.87	5073873	76.12	Missing/Unknown	
1	7642	13.98	845923	12.69	Not at all	
2	3137	5.74	372367	5.59	Very little	
3	2067	3.78	258518	3.88	Somewhat	
4	780	1.43	99914	1.50	Quite a lot	
5	106	0.19	14272	0.21	Could not do social activities	

S02S07 - Bothered by emotional problems						
Value	Unweighted		Weighted		Formatted Value	
	Count	Percent	Count	Percent		
A	13	0.02	1564	0.02	Invalid multiple responses	
.	40959	74.90	5071089	76.08	Missing/Unknown	
1	6989	12.78	810828	12.16	Not at all	
2	4096	7.49	472880	7.09	Slightly	
3	1625	2.97	191210	2.87	Moderately	
4	804	1.47	98143	1.47	Quite a lot	
5	197	0.36	19874	0.30	Extremely	

S02S08 - Personal/emotional problems keep from work						
Value	Unweighted		Weighted		Formatted Value	
	Count	Percent	Count	Percent		
A	9	0.02	918	0.01	Invalid multiple responses	
.	40951	74.89	5076424	76.16	Missing/Unknown	
1	9574	17.51	1075919	16.14	Not at all	
2	2447	4.47	292729	4.39	Very little	
3	1215	2.22	153527	2.30	Somewhat	
4	405	0.74	52864	0.79	Quite a lot	
5	82	0.15	13207	0.20	Could not do daily activities	

S02S09 - Rate health compared to one year ago						
Value	Unweighted		Weighted		Formatted Value	
	Count	Percent	Count	Percent		
A	22	0.04	4130	0.06	Invalid multiple responses	
.	40922	74.83	5066283	76.01	Missing/Unknown	
1	1405	2.57	151477	2.27	Much better now	
2	1865	3.41	210580	3.16	Somewhat better now	
3	8237	15.06	955978	14.34	About the same	
4	1908	3.49	241301	3.62	Somewhat worse now	
5	324	0.59	35837	0.54	Much worse now	

S02C01 - General Doctor, specialist, physician assistant, or nurse						
Value	Unweighted		Weighted		Formatted Value	
	Count	Percent	Count	Percent		
.	41471	75.84	5094899	76.44	Did not answer	
N	4855	8.88	480655	7.21	Don't have a personal doctor or nurse	
A	127	0.23	18279	0.27	Invalid multiple responses	
C	346	0.63	39087	0.59	Should be skipped	
1	6167	11.28	837409	12.56	General doctor	
2	847	1.55	118899	1.78	Specialist doctor	
3	678	1.24	57757	0.87	Physician assistant	
4	192	0.35	18603	0.28	Nurse	

S02C02 - Months/years been going to personal Doctor						
Value	Unweighted		Weighted		Formatted Value	
	Count	Percent	Count	Percent		
.	41451	75.80	5095024	76.44	Did not answer	
N	4889	8.94	485932	7.29	Don't have a personal doctor or nurse	
A	27	0.05	3657	0.05	Invalid multiple responses	
C	350	0.64	39099	0.59	Should be skipped	
1	1019	1.86	98205	1.47	Less than 6 months	
2	1495	2.73	139290	2.09	6 up to 12 months	
3	1708	3.12	171376	2.57	12 up to 24 months	
4	1861	3.40	262957	3.94	2 up to 5 years	
5	1883	3.44	370047	5.55	5 years or more	

S02C03 - Physical or mental condition that interferes with your work					
Value	Unweighted		Weighted		Formatted Value
	Count	Percent	Count	Percent	
.	41407	75.72	5088964	76.35	Did not answer
A	1	0.00	25	0.00	Invalid multiple responses
C	404	0.74	44486	0.67	Should be skipped
N	4683	8.56	463276	6.95	Valid skip
1	2357	4.31	359322	5.39	Yes
2	5831	10.66	709514	10.64	No

S02C04 - Doctor undrstnds how your health problems affect your daily life					
Value	Unweighted		Weighted		Formatted Value
	Count	Percent	Count	Percent	
.	41502	75.90	5102861	76.56	Did not answer
N	10388	19.00	1156893	17.36	Don't have any hlth problems/prsnl doc
A	6	0.01	839	0.01	Invalid multiple responses
C	530	0.97	60382	0.91	Should be skipped
1	1972	3.61	312613	4.69	Yes
2	285	0.52	31998	0.48	No

S02C05 - In last year: # of times you went to a specialist					
Value	Unweighted		Weighted		Formatted Value
	Count	Percent	Count	Percent	
.	41279	75.49	5074839	76.13	Did not answer
A	31	0.06	3251	0.05	Invalid multiple responses
N	5413	9.90	585895	8.79	None
C	1393	2.55	160986	2.42	Should be skipped
1	1507	2.76	179138	2.69	1 time
2	1629	2.98	204062	3.06	2 times
3	1053	1.93	141302	2.12	3 times
4	767	1.40	106245	1.59	4 times
5	1065	1.95	140300	2.10	5 to 9 times
6	546	1.00	69569	1.04	10 or more times

S02C06 - In last year were any decisions made about your health care					
Value	Unweighted		Weighted		Formatted Value
	Count	Percent	Count	Percent	
.	40946	74.88	5027507	75.42	Did not answer
C	284	0.52	36534	0.55	Should be skipped
N	1299	2.38	151741	2.28	Valid skip
1	7961	14.56	989203	14.84	Yes
2	4193	7.67	460602	6.91	No

S02C07 - In last year: involved as much as you wanted with your health care decisions					
Value	Unweighted		Weighted		Formatted Value
	Count	Percent	Count	Percent	
.	41353	75.62	5081701	76.24	Did not answer
A	19	0.03	2376	0.04	Invalid multiple responses
N	5467	10.00	611156	9.17	No decisions were made in last 12 months
C	398	0.73	48432	0.73	Should be skipped
1	226	0.41	26787	0.40	Never
2	710	1.30	76576	1.15	Sometimes
3	2076	3.80	253924	3.81	Usually
4	4434	8.11	564636	8.47	Always

S02C08 - In last year: how much of a problem to agree on best care					
Value	Unweighted		Weighted		Formatted Value
	Count	Percent	Count	Percent	
.	41354	75.62	5082062	76.24	Did not answer
A	11	0.02	958	0.01	Invalid multiple responses
N	5490	10.04	613274	9.20	No decisions were made in last 12 months
C	384	0.70	49343	0.74	Should be skipped
1	350	0.64	35624	0.53	A big problem
2	1212	2.22	135980	2.04	A small problem
3	5882	10.76	748345	11.23	Not a problem

S02C09 -					
In last year: did you need special medical equipment					
Value	Unweighted		Weighted		Formatted Value
	Count	Percent	Count	Percent	
.	40786	74.59	5003962	75.07	Did not answer
1	1459	2.67	204612	3.07	Yes
2	12438	22.75	1457012	21.86	No

S02C10 -					
In last year: How much of a problem was it to get special medical equipment					
Value	Unweighted		Weighted		Formatted Value
	Count	Percent	Count	Percent	
.	40834	74.67	5010551	75.17	Did not answer
N	11079	20.26	1275863	19.14	Didn't need any special medical equipmnt
A	4	0.01	895	0.01	Invalid multiple responses
C	1359	2.49	181149	2.72	Should be skipped
1	143	0.26	18997	0.29	A big problem
2	158	0.29	23144	0.35	A small problem
3	1106	2.02	154986	2.33	Not a problem

S02C11 -					
In last year: did you need special therapy					
Value	Unweighted		Weighted		Formatted Value
	Count	Percent	Count	Percent	
.	40803	74.62	5005535	75.10	Did not answer
1	2362	4.32	285485	4.28	Yes
2	11518	21.06	1374567	20.62	No

S02C12 -					
In last year: how much of a problem was it to get special therapy					
Value	Unweighted		Weighted		Formatted Value
	Count	Percent	Count	Percent	
.	40861	74.72	5012114	75.19	Did not answer
N	10376	18.97	1221713	18.33	Didn't need special therapy
C	1142	2.09	152854	2.29	Should be skipped
1	276	0.50	30293	0.45	A big problem
2	370	0.68	40103	0.60	A small problem
3	1658	3.03	208510	3.13	Not a problem

S02C13 - In last year: did you need home health care or assistance					
Value	Unweighted		Weighted		Formatted Value
	Count	Percent	Count	Percent	
.	40835	74.68	5008543	75.14	Did not answer
1	889	1.63	126154	1.89	Yes
2	12959	23.70	1530890	22.97	No

S02C14 - In last year: how much of a problem to get care or assistance needed					
Value	Unweighted		Weighted		Formatted Value
	Count	Percent	Count	Percent	
.	40849	74.70	5010689	75.17	Did not answer
N	11968	21.89	1397327	20.96	Didn't need home healthcare/assistance
C	991	1.81	133563	2.00	Should be skipped
1	79	0.14	12072	0.18	A big problem
2	131	0.24	17936	0.27	A small problem
3	665	1.22	94000	1.41	Not a problem

S02C15 - Need help with personal care needs					
Value	Unweighted		Weighted		Formatted Value
	Count	Percent	Count	Percent	
.	40811	74.63	5007029	75.12	Did not answer
A	4	0.01	554	0.01	Invalid multiple responses
1	250	0.46	38928	0.58	Yes
2	13618	24.90	1619075	24.29	No

S02C16 - Need help with routine needs					
Value	Unweighted		Weighted		Formatted Value
	Count	Percent	Count	Percent	
.	40818	74.64	5008526	75.14	Did not answer
A	2	0.00	125	0.00	Invalid multiple responses
1	621	1.14	96599	1.45	Yes
2	13242	24.22	1560337	23.41	No

S02C17 - Physical or mental condition that interferes with independence					
Value	Unweighted		Weighted		Formatted Value
	Count	Percent	Count	Percent	
.	40823	74.65	5009184	75.15	Did not answer
A	6	0.01	945	0.01	Invalid multiple responses
1	1206	2.21	174495	2.62	Yes
2	12648	23.13	1480963	22.22	No

S02C18 - Rating of equipment, services, or help provision					
Value	Unweighted		Weighted		Formatted Value
	Count	Percent	Count	Percent	
.	41613	76.10	5119091	76.80	Did not answer
A	30	0.05	2755	0.04	Invalid multiple responses
0	142	0.26	18558	0.28	0
1	119	0.22	13643	0.20	1
2	190	0.35	20986	0.31	2
3	282	0.52	30608	0.46	3
4	348	0.64	35347	0.53	4
5	1512	2.77	157896	2.37	5
6	909	1.66	95718	1.44	6
7	1904	3.48	206921	3.10	7
8	2689	4.92	300150	4.50	8
9	2285	4.18	276784	4.15	9
10	2660	4.86	387130	5.81	10

S02C19 - In last year: patient overnight or longr					
Value	Unweighted		Weighted		Formatted Value
	Count	Percent	Count	Percent	
.	40800	74.61	5004917	75.09	Did not answer
A	3	0.01	681	0.01	Invalid multiple responses
1	1736	3.17	234376	3.52	Yes
2	12144	22.21	1425613	21.39	No

S02C20 - Have a Physical or mental condition that has lasted 3 months					
Value	Unweighted		Weighted		Formatted Value
	Count	Percent	Count	Percent	
.	40807	74.62	5006590	75.11	Did not answer
1	7729	14.13	1001616	15.03	Yes
2	6147	11.24	657381	9.86	No

S02C21 - In last year: seen Doctor more than twice					
Value	Unweighted		Weighted		Formatted Value
	Count	Percent	Count	Percent	
.	41149	75.25	5056750	75.86	Did not answer
A	43	0.08	5521	0.08	Invalid multiple responses
N	5771	10.55	617584	9.27	No conditions that have lasted 3 months
C	533	0.97	57511	0.86	Should be skipped
1	5305	9.70	697728	10.47	Yes
2	1882	3.44	230492	3.46	No

S02C22 - Taking prescription medications for at least 3 months					
Value	Unweighted		Weighted		Formatted Value
	Count	Percent	Count	Percent	
.	41112	75.18	5048117	75.73	Did not answer
A	20	0.04	2982	0.04	Invalid multiple responses
N	5743	10.50	614270	9.22	No conditions that have lasted 3 months
C	511	0.93	57085	0.86	Should be skipped
1	5262	9.62	724687	10.87	Yes
2	2035	3.72	218446	3.28	No

S02E01 - Received eyewear from military treatment facility					
Value	Unweighted		Weighted		Formatted Value
	Count	Percent	Count	Percent	
.	40928	74.85	5019212	75.30	Did not answer
1	4361	7.98	490292	7.36	Yes
2	9394	17.18	1156083	17.34	No

S02E02 - Received eyewear as soon as wanted					
Value	Unweighted		Weighted		Formatted Value
	Count	Percent	Count	Percent	
.	42499	77.72	5222710	78.35	Did not answer
A	2	0.00	563	0.01	Invalid multiple responses
N	9394	17.18	1156083	17.34	Valid skip
1	1772	3.24	178856	2.68	Yes
2	1016	1.86	107375	1.61	No

S02E03 - Problem getting appealing eyeglass frames					
Value	Unweighted		Weighted		Formatted Value
	Count	Percent	Count	Percent	
A	3	0.01	501	0.01	Invalid Multiple Responses
.	42611	77.92	5238692	78.59	Missing/Unknown
N	9394	17.18	1156083	17.34	Valid Skip
1	662	1.21	67017	1.01	Big Problem
2	573	1.05	56971	0.85	A Small Problem
3	1440	2.63	146322	2.20	Not a Problem

S02E04 - Problem getting correct eyewear prescription					
Value	Unweighted		Weighted		Formatted Value
	Count	Percent	Count	Percent	
A	1	0.00	89	0.00	Invalid Multiple Responses
.	42540	77.79	5226063	78.40	Missing/Unknown
N	9394	17.18	1156083	17.34	Valid Skip
1	221	0.40	25258	0.38	Big Problem
2	346	0.63	38002	0.57	A Small Problem
3	2181	3.99	220091	3.30	Not a Problem

S02E05 - Problem getting eyeglass frames that fit						
Value	Unweighted		Weighted		Formatted Value	
	Count	Percent	Count	Percent		
A	168	0.31	18303	0.27	Invalid Multiple Responses	
.	42004	76.81	5162740	77.45	Missing/Unknown	
N	9394	17.18	1156083	17.34	Valid Skip	
1	422	0.77	47064	0.71	Big Problem	
2	522	0.95	54790	0.82	A Small Problem	
3	2173	3.97	226607	3.40	Not a Problem	

S02E06 - Do you wear Frame of Choice Eyewear						
Value	Unweighted		Weighted		Formatted Value	
	Count	Percent	Count	Percent		
N	10394	19.01	1283005	19.25	I am not active Duty	
A	14	0.03	2212	0.03	Invalid Multiple Responses	
.	42255	77.27	5190493	77.87	Missing/Unknown	
C	109	0.20	18904	0.28	Should be skipped	
1	1323	2.42	115374	1.73	Yes	
2	588	1.08	55600	0.83	No, Actv duty-don't wear Frame of Choice	

S02E07 - Is Frame of Choice your preferred military eyewear						
Value	Unweighted		Weighted		Formatted Value	
	Count	Percent	Count	Percent		
.	42221	77.21	5185771	77.80	Did not answer	
A	2	0.00	255	0.00	Invalid multiple responses	
C	1170	2.14	136047	2.04	Should be skipped	
N	9921	18.14	1221461	18.32	Valid skip	
1	943	1.72	82770	1.24	Yes	
2	426	0.78	39282	0.59	No	

S02E08 - Factors in decision to use military-issue eyewear						
Value	Unweighted		Weighted		Formatted Value	
	Count	Percent	Count	Percent		
A	33	0.06	3366	0.05	Invalid Multiple Responses	
.	42851	78.36	5269920	79.06	Missing/Unknown	
N	9394	17.18	1156083	17.34	Valid Skip	
1	1521	2.78	150473	2.26	Cost to you	
2	341	0.62	28177	0.42	Variety of eyeglass frames	
3	107	0.20	11202	0.17	Convenience of location	
4	44	0.08	5276	0.08	Timely delivery of eyewear	
5	110	0.20	9329	0.14	Quality of eyeglass frame	
6	222	0.41	24536	0.37	Quality of eye care	
7	60	0.11	7226	0.11	Customer service	

S02E09 - Would you recommend military-issue eyeglasses						
Value	Unweighted		Weighted		Formatted Value	
	Count	Percent	Count	Percent		
.	41783	76.41	5126909	76.92	Did not answer	
A	4	0.01	309	0.00	Invalid multiple responses	
N	9394	17.18	1156083	17.34	Valid skip	
1	2011	3.68	227339	3.41	Yes	
2	1491	2.73	154947	2.32	No	

S02D01 - Last 12 months: care from dentist's office or dental clinic						
Value	Unweighted		Weighted		Formatted Value	
	Count	Percent	Count	Percent		
.	40779	74.57	5000524	75.02	Did not answer	
A	1	0.00	28	0.00	Invalid multiple responses	
1	9172	16.77	1062406	15.94	Yes	
2	4731	8.65	602628	9.04	No	

S02D02 - Last 12 months: number of times to dentist's office or clinic for self						
Value	Unweighted		Weighted		Formatted Value	
	Count	Percent	Count	Percent		
A	24	0.04	3290	0.05	Invalid Multiple Responses	
.	40830	74.67	5007195	75.12	Missing/Unknown	
C	620	1.13	94663	1.42	Should be skipped	
N	4111	7.52	507965	7.62	Valid Skip	
1	82	0.15	15600	0.23	None	
2	2348	4.29	233942	3.51	1	
3	3607	6.60	423990	6.36	2	
4	1392	2.55	167887	2.52	3	
5	896	1.64	117303	1.76	4	
6	668	1.22	81427	1.22	5 to 9	
7	105	0.19	12324	0.18	10 or more	

S02D03 - Last 12 months: rating of dental care						
Value	Unweighted		Weighted		Formatted Value	
	Count	Percent	Count	Percent		
.	40838	74.68	5009209	75.15	Did not answer	
N	4396	8.04	551007	8.27	Didn't have any dental care in past year	
A	30	0.05	7286	0.11	Invalid multiple responses	
C	355	0.65	54966	0.82	Should be skipped	
0	71	0.13	8445	0.13	0	
1	59	0.11	7054	0.11	1	
2	118	0.22	12261	0.18	2	
3	140	0.26	16255	0.24	3	
4	173	0.32	21816	0.33	4	
5	496	0.91	57540	0.86	5	
6	513	0.94	57412	0.86	6	
7	1060	1.94	115669	1.74	7	
8	1945	3.56	212915	3.19	8	
9	2048	3.75	223650	3.36	9	
10	2441	4.46	310101	4.65	10	

S02M01 - Last 12 months: treatment or counseling for personal or family problem					
Value	Unweighted		Weighted		Formatted Value
	Count	Percent	Count	Percent	
.	40693	74.42	4986856	74.81	Did not answer
1	2348	4.29	290012	4.35	Yes
2	11642	21.29	1388718	20.83	No

S02M02 - Last 12 months: problem to get treatment or counseling needed					
Value	Unweighted		Weighted		Formatted Value
	Count	Percent	Count	Percent	
.	40805	74.62	5002479	75.05	Did not answer
N	11285	20.64	1344636	20.17	Didn't need to get treatmnt or counsling
A	11	0.02	1755	0.03	Invalid multiple responses
C	536	0.98	67299	1.01	Should be skipped
1	218	0.40	25384	0.38	Big Problem
2	315	0.58	32918	0.49	Small Problem
3	1513	2.77	191115	2.87	Not a problem

S02M03 - Last 12 months: rating of treatment or counseling					
Value	Unweighted		Weighted		Formatted Value
	Count	Percent	Count	Percent	
.	40902	74.80	5017241	75.27	Did not answer
A	7	0.01	1619	0.02	Invalid multiple responses
N	11642	21.29	1388718	20.83	Valid Skip
0	83	0.15	11050	0.17	0
1	33	0.06	3712	0.06	1
2	46	0.08	4397	0.07	2
3	45	0.08	3999	0.06	3
4	74	0.14	9109	0.14	4
5	187	0.34	20555	0.31	5
6	142	0.26	15014	0.23	6
7	246	0.45	26509	0.40	7
8	387	0.71	47622	0.71	8
9	363	0.66	43958	0.66	9
10	526	0.96	72082	1.08	10

S02P01 - Last 12 months: new or refill prescription					
Value	Unweighted		Weighted		Formatted Value
	Count	Percent	Count	Percent	
.	40619	74.28	4977979	74.68	Did not answer
1	11986	21.92	1454403	21.82	Yes
2	2078	3.80	233204	3.50	No

S02P02 - Last 12 months: problem to get prescription medicine					
Value	Unweighted		Weighted		Formatted Value
	Count	Percent	Count	Percent	
.	41183	75.31	5056265	75.86	Did not answer
N	2314	4.23	260774	3.91	Didn't get any prscrpts in past year
A	17	0.03	2249	0.03	Invalid multiple responses
C	24	0.04	3340	0.05	Should be skipped
1	490	0.90	59393	0.89	Big Problem
2	1558	2.85	176207	2.64	Small Problem
3	9097	16.64	1107359	16.61	Not a problem

S02P03 - Last 12 months: how often get prescription medicine needed					
Value	Unweighted		Weighted		Formatted Value
	Count	Percent	Count	Percent	
.	41027	75.03	5036632	75.56	Did not answer
N	2363	4.32	264104	3.96	Didn't get any prscrpts in past year
A	22	0.04	4073	0.06	Invalid multiple responses
C	13	0.02	1953	0.03	Should be skipped
1	426	0.78	66587	1.00	Never
2	768	1.40	98296	1.47	Sometimes
3	1926	3.52	236297	3.55	Usually
4	8138	14.88	957645	14.37	Always

S02X01 - Rating of overall mental or emotional health					
Value	Unweighted		Weighted		Formatted Value
	Count	Percent	Count	Percent	
.	40675	74.38	4986179	74.80	Did not answer
A	15	0.03	1428	0.02	Invalid multiple responses
1	158	0.29	24614	0.37	Poor
2	976	1.78	130293	1.95	Fair
3	3274	5.99	422937	6.35	Good
4	5235	9.57	615445	9.23	Very Good
5	4350	7.95	484691	7.27	Excellent

S02X02 - Rating of life overall					
Value	Unweighted		Weighted		Formatted Value
	Count	Percent	Count	Percent	
.	40710	74.45	4989983	74.86	Did not answer
A	44	0.08	7100	0.11	Invalid multiple responses
0	21	0.04	4104	0.06	0
1	26	0.05	4720	0.07	1
2	58	0.11	9403	0.14	2
3	121	0.22	19626	0.29	3
4	223	0.41	30208	0.45	4
5	755	1.38	95296	1.43	5
6	752	1.38	97071	1.46	6
7	1920	3.51	231112	3.47	7
8	3753	6.86	434712	6.52	8
9	3535	6.46	403211	6.05	9
10	2765	5.06	339042	5.09	10

S02T01 - Knowledge on medical services covered by TFL						
Value	Unweighted		Weighted		Formatted Value	
	Count	Percent	Count	Percent		
.	42002	76.81	4992987	74.91	Did not answer	
A	3	0.01	681	0.01	Invalid multiple responses	
C	4548	8.32	567267	8.51	Should be skipped	
N	5965	10.91	681459	10.22	Valid skip	
1	413	0.76	83801	1.26	Just about everything I need to know	
2	785	1.44	155501	2.33	Most of what I need to know	
3	446	0.82	84189	1.26	Some of what I need to know	
4	210	0.38	39288	0.59	Little of what I need to know	
5	311	0.57	60414	0.91	Almost nothing of what I need to know	

S02T02 - Knowledge on cost of medical services						
Value	Unweighted		Weighted		Formatted Value	
	Count	Percent	Count	Percent		
.	42007	76.82	4992996	74.91	Did not answer	
A	6	0.01	792	0.01	Invalid multiple responses	
C	4520	8.27	564088	8.46	Should be skipped	
N	5993	10.96	684637	10.27	Valid skip	
1	487	0.89	99630	1.49	Just about everything I need to know	
2	740	1.35	147174	2.21	Most of what I need to know	
3	430	0.79	82790	1.24	Some of what I need to know	
4	241	0.44	45979	0.69	Little of what I need to know	
5	259	0.47	47500	0.71	Almost nothing of what I need to know	

S02T03 - Knowledge on supplemental or Medigap coverage					
Value	Unweighted		Weighted		Formatted Value
	Count	Percent	Count	Percent	
.	42045	76.89	5002197	75.05	Did not answer
A	4	0.01	992	0.01	Invalid multiple responses
C	4456	8.15	556279	8.35	Should be skipped
N	6057	11.08	692446	10.39	Valid skip
1	327	0.60	70353	1.06	Just about everything I need to know
2	428	0.78	82845	1.24	Most of what I need to know
3	321	0.59	63477	0.95	Some of what I need to know
4	377	0.69	76034	1.14	Little of what I need to know
5	668	1.22	120963	1.81	Almost nothing of what I need to know

S02T04 - Knowledge on getting medical services at a MTF					
Value	Unweighted		Weighted		Formatted Value
	Count	Percent	Count	Percent	
.	42035	76.87	4998327	74.99	Did not answer
A	3	0.01	142	0.00	Invalid multiple responses
C	4483	8.20	557505	8.36	Should be skipped
N	6030	11.03	691221	10.37	Valid skip
1	389	0.71	67029	1.01	Just about everything I need to know
2	476	0.87	80727	1.21	Most of what I need to know
3	364	0.67	69377	1.04	Some of what I need to know
4	337	0.62	71437	1.07	Little of what I need to know
5	566	1.04	129821	1.95	Almost nothing of what I need to know

S02T05 - Knowledge on choosing a health care provider					
Value	Unweighted		Weighted		Formatted Value
	Count	Percent	Count	Percent	
.	42026	76.85	4998717	74.99	Did not answer
A	3	0.01	553	0.01	Invalid multiple responses
C	4549	8.32	568722	8.53	Should be skipped
N	5964	10.91	680004	10.20	Valid skip
1	672	1.23	137735	2.07	Just about everything I need to know
2	749	1.37	146825	2.20	Most of what I need to know
3	379	0.69	74771	1.12	Some of what I need to know
4	178	0.33	30986	0.46	Little of what I need to know
5	163	0.30	27274	0.41	Almost nothing of what I need to know

S02T06 - Last 12 months:amnt of healthcare gotten from a MTF					
Value	Unweighted		Weighted		Formatted Value
	Count	Percent	Count	Percent	
.	42045	76.89	5002064	75.04	Did not answer
A	9	0.02	2718	0.04	Invalid multiple responses
C	4485	8.20	559486	8.39	Should be skipped
N	6028	11.02	689240	10.34	Valid skip
1	1203	2.20	277621	4.16	None of my healthcare
2	205	0.37	28869	0.43	Some, but not most of my healthcare
3	177	0.32	19871	0.30	Most, but not all of my healthcare
4	292	0.53	38421	0.58	All of my healthcare
5	239	0.44	47298	0.71	Didn't get any healthcare in past year

S02T07 - Last 12 months:no. of visits to a doctor at a MTF					
Value	Unweighted		Weighted		Formatted Value
	Count	Percent	Count	Percent	
.	42033	76.87	4998384	74.99	Did not answer
A	8	0.01	1940	0.03	Invalid multiple responses
C	4475	8.18	559552	8.39	Should be skipped
N	6038	11.04	689174	10.34	Valid Skip
1	1391	2.54	316795	4.75	None
2	113	0.21	14478	0.22	1
3	120	0.22	16636	0.25	2
4	121	0.22	16900	0.25	3
5	117	0.21	14243	0.21	4
6	186	0.34	23107	0.35	5 to 9
7	81	0.15	14379	0.22	10 or more

S02T08 - Last 12 months:num nights as a patient at a MTF					
Value	Unweighted		Weighted		Formatted Value
	Count	Percent	Count	Percent	
.	42025	76.85	4997640	74.98	Did not answer
A	3	0.01	797	0.01	Invalid multiple responses
C	4491	8.21	561781	8.43	Should be skipped
N	6022	11.01	686945	10.31	Valid Skip
1	2054	3.76	406329	6.10	None
2	31	0.06	4718	0.07	1
3	27	0.05	3978	0.06	2 to 4
4	13	0.02	1431	0.02	5 to 7
5	3	0.01	339	0.01	8 to 9
6	14	0.03	1630	0.02	10 or more

S02T09A - Last 12 months:Emrgncy care from emergency room at a MTF					
Value	Unweighted		Weighted		Formatted Value
	Count	Percent	Count	Percent	
.	41910	76.64	4975969	74.65	Did not answer
C	10513	19.23	1248725	18.73	Should be skipped
1	167	0.31	18930	0.28	Marked
2	2093	3.83	421962	6.33	Not Marked

S02T09B - Last 12 months:Urgent care from other room at a MTF					
Value	Unweighted		Weighted		Formatted Value
	Count	Percent	Count	Percent	
.	41910	76.64	4975969	74.65	Did not answer
C	10513	19.23	1248725	18.73	Should be skipped
1	75	0.14	11059	0.17	Marked
2	2185	4.00	429833	6.45	Not Marked

S02T09C - Last 12 months:Preventive care, eg prostate exam at MTF					
Value	Unweighted		Weighted		Formatted Value
	Count	Percent	Count	Percent	
.	41910	76.64	4975969	74.65	Did not answer
C	10513	19.23	1248725	18.73	Should be skipped
1	280	0.51	32714	0.49	Marked
2	1980	3.62	408178	6.12	Not Marked

S02T09D - Last 12 months:Routine care, eg physical at MTF					
Value	Unweighted		Weighted		Formatted Value
	Count	Percent	Count	Percent	
.	41910	76.64	4975969	74.65	Did not answer
C	10513	19.23	1248725	18.73	Should be skipped
1	374	0.68	46093	0.69	Marked
2	1886	3.45	394799	5.92	Not Marked

S02T09E - Last 12 months:Overnight hospital care at MTF					
Value	Unweighted		Weighted		Formatted Value
	Count	Percent	Count	Percent	
.	41910	76.64	4975969	74.65	Did not answer
C	10513	19.23	1248725	18.73	Should be skipped
1	77	0.14	9924	0.15	Marked
2	2183	3.99	430968	6.47	Not Marked

S02T09F - Last 12 months:Labs and x-rays at MTF					
Value	Unweighted		Weighted		Formatted Value
	Count	Percent	Count	Percent	
.	41910	76.64	4975969	74.65	Did not answer
C	10513	19.23	1248725	18.73	Should be skipped
1	521	0.95	62487	0.94	Marked
2	1739	3.18	378405	5.68	Not Marked

S02T09G - Last 12 months:Outpatnt Surgery/Diagnostic procedure at MTF					
Value	Unweighted		Weighted		Formatted Value
	Count	Percent	Count	Percent	
.	41910	76.64	4975969	74.65	Did not answer
C	10513	19.23	1248725	18.73	Should be skipped
1	113	0.21	14234	0.21	Marked
2	2147	3.93	426658	6.40	Not Marked

S02T09H - Last 12 months:Care from a specialist at MTF					
Value	Unweighted		Weighted		Formatted Value
	Count	Percent	Count	Percent	
.	41910	76.64	4975969	74.65	Did not answer
C	10513	19.23	1248725	18.73	Should be skipped
1	250	0.46	33234	0.50	Marked
2	2010	3.68	407658	6.12	Not Marked

S02T10 - Last 12 months:Where most prscrptns are filled						
Value	Unweighted		Weighted		Formatted Value	
	Count	Percent	Count	Percent		
.	42046	76.89	5006454	75.11	Did not answer	
N	6127	11.20	713946	10.71	Havn't filled any prscrptns in past year	
A	98	0.18	20372	0.31	Invalid multiple responses	
C	4485	8.20	554493	8.32	Should be skipped	
1	1123	2.05	160802	2.41	At military pharmacies	
2	432	0.79	115305	1.73	At civilian pharmacies in TRICARE	
3	235	0.43	55274	0.83	At civilian pharmacies outside TRICARE	
4	137	0.25	38941	0.58	At National Mail Order Pharmacy (NMOP)	

S02T11 - Last 12 months:Quantity of Health Care from MTF						
Value	Unweighted		Weighted		Formatted Value	
	Count	Percent	Count	Percent		
.	42043	76.88	5001468	75.03	Did not answer	
A	16	0.03	4384	0.07	Invalid multiple responses	
C	4312	7.89	542757	8.14	Should be skipped	
N	6320	11.56	729256	10.94	Valid skip	
1	1331	2.43	303321	4.55	None of my healthcare	
2	197	0.36	30764	0.46	Some, but not most of my healthcare	
3	153	0.28	16471	0.25	Most, but not all of my healthcare	
4	311	0.57	37165	0.56	All of my healthcare	

S02T12 - Last 12 months:Problem getting Health Care from MTF					
Value	Unweighted		Weighted		Formatted Value
	Count	Percent	Count	Percent	
.	42626	77.95	5142409	77.15	Did not answer
N	6207	11.35	759595	11.40	Didn't get any prscrptns in past year
A	1	0.00	413	0.01	Invalid multiple responses
C	4306	7.87	489130	7.34	Should be skipped
1	352	0.64	72740	1.09	Big Problem
2	212	0.39	32477	0.49	Small Problem
3	979	1.79	168823	2.53	Not a problem

FLAG_FIN - Final Disposition					
Value	Unweighted		Weighted		Formatted Value
	Count	Percent	Count	Percent	
1	54683	100.00	6665586	100.00	Returned survey

DUPFLAG - Multiple Response Indicator					
Value	Unweighted		Weighted		Formatted Value
	Count	Percent	Count	Percent	
NO	54076	98.89	6598231	98.99	NO
YES	607	1.11	67356	1.01	YES

N1 - Coding Scheme Note 1					
Value	Unweighted		Weighted		Formatted Value
	Count	Percent	Count	Percent	
1	47259	86.42	5438852	81.60	1
2	415	0.76	59054	0.89	2
3	1152	2.11	153434	2.30	3
4	1018	1.86	183784	2.76	4
5	4455	8.15	762514	11.44	5
6	384	0.70	67948	1.02	6

N2 - Coding Scheme Note 2					
Value	Unweighted		Weighted		Formatted Value
	Count	Percent	Count	Percent	
1	30997	56.68	3342621	50.15	1
2	614	1.12	70569	1.06	2
3	2783	5.09	460356	6.91	3
4	19355	35.39	2655158	39.83	4
5	2	0.00	435	0.01	5
6	911	1.67	134190	2.01	6
7	18	0.03	1952	0.03	7
8	3	0.01	306	0.00	8

N3 - Coding Scheme Note 3					
Value	Unweighted		Weighted		Formatted Value
	Count	Percent	Count	Percent	
1	30948	56.60	4252475	63.80	1
2	176	0.32	21027	0.32	2
3	2497	4.57	255646	3.84	3
4	20358	37.23	2040786	30.62	4
5	696	1.27	94763	1.42	5
6	8	0.01	891	0.01	6

N4 - Coding Scheme Note 4					
Value	Unweighted		Weighted		Formatted Value
	Count	Percent	Count	Percent	
1	31928	58.39	2919147	43.79	1
2	1515	2.77	239155	3.59	2
3	1969	3.60	316283	4.75	3
4	12119	22.16	2270306	34.06	4
5	6458	11.81	825803	12.39	5
6	13	0.02	1681	0.03	6
7	678	1.24	93059	1.40	7
8	1	0.00	25	0.00	8
9	2	0.00	128	0.00	9

N5 - Coding Scheme Note 5					
Value	Unweighted		Weighted		Formatted Value
	Count	Percent	Count	Percent	
1	23595	43.15	3041191	45.63	1
2	16207	29.64	1572276	23.59	2
3	3699	6.76	511112	7.67	3
4	10845	19.83	1486831	22.31	4
5	202	0.37	35131	0.53	5
6	130	0.24	18619	0.28	6
7	1	0.00	53	0.00	7
8	4	0.01	374	0.01	8

N6 - Coding Scheme Note 6					
Value	Unweighted		Weighted		Formatted Value
	Count	Percent	Count	Percent	
1	27301	49.93	3525589	52.89	1
2	191	0.35	27559	0.41	2
3	1830	3.35	244826	3.67	3
4	24975	45.67	2808655	42.14	4
5	52	0.10	6743	0.10	5
6	321	0.59	51062	0.77	6
7	4	0.01	323	0.00	7
8	9	0.02	830	0.01	8

N7 - Coding Scheme Note 7					
Value	Unweighted		Weighted		Formatted Value
	Count	Percent	Count	Percent	
1	27973	51.15	3580498	53.72	1
2	215	0.39	23983	0.36	2
3	1538	2.81	211854	3.18	3
4	24573	44.94	2795353	41.94	4
5	214	0.39	29683	0.45	5
6	166	0.30	24021	0.36	6
8	4	0.01	195	0.00	8

N8 - Coding Scheme Note 8					
Value	Unweighted		Weighted		Formatted Value
	Count	Percent	Count	Percent	
1	32400	59.25	3881827	58.24	1
2	124	0.23	17294	0.26	2
3	1178	2.15	154578	2.32	3
4	13502	24.69	1637197	24.56	4
5	6691	12.24	857895	12.87	5
6	771	1.41	114331	1.72	6
7	8	0.01	1149	0.02	7
8	9	0.02	1316	0.02	8

N9 - Coding Scheme Note 9					
Value	Unweighted		Weighted		Formatted Value
	Count	Percent	Count	Percent	
1	34403	62.91	4223425	63.36	1
2	135	0.25	16850	0.25	2
3	1987	3.63	247363	3.71	3
4	17560	32.11	2088841	31.34	4
5	380	0.69	57776	0.87	5
6	217	0.40	31293	0.47	6
8	1	0.00	39	0.00	8

N10 - Coding Scheme Note 10					
Value	Unweighted		Weighted		Formatted Value
	Count	Percent	Count	Percent	
1	23253	42.52	2828075	42.43	1
2	618	1.13	76977	1.15	2
3	2121	3.88	281389	4.22	3
4	28256	51.67	3415735	51.24	4
5	421	0.77	60160	0.90	5
6	14	0.03	3251	0.05	6

N11 - Coding Scheme Note 11					
Value	Unweighted		Weighted		Formatted Value
	Count	Percent	Count	Percent	
1	14183	25.94	1830429	27.46	1
2	914	1.67	121047	1.82	2
3	1000	1.83	127651	1.92	3
4	36976	67.62	4396377	65.96	4
5	583	1.07	75823	1.14	5
6	654	1.20	58996	0.89	6
7	373	0.68	55263	0.83	7

N12 - Coding Scheme Note 12					
Value	Unweighted		Weighted		Formatted Value
	Count	Percent	Count	Percent	
.	12773	23.36	1689618	25.35	.
1	14852	27.16	1790592	26.86	1
2	683	1.25	97928	1.47	2
3	464	0.85	67363	1.01	3
4	25299	46.26	2927876	43.93	4
5	401	0.73	63409	0.95	5
6	18	0.03	2675	0.04	6
7	192	0.35	26097	0.39	7
8	1	0.00	28	0.00	8

N13 - Coding Scheme Note 13					
Value	Unweighted		Weighted		Formatted Value
	Count	Percent	Count	Percent	
.	12773	23.36	1689618	25.35	.
1	7973	14.58	918970	13.79	1
2	7409	13.55	912104	13.68	2
3	1362	2.49	190285	2.85	3
4	20478	37.45	2428710	36.44	4
5	4283	7.83	468629	7.03	5
6	401	0.73	56710	0.85	6
7	4	0.01	560	0.01	7

N14 - Coding Scheme Note 14					
Value	Unweighted		Weighted		Formatted Value
	Count	Percent	Count	Percent	
.	12773	23.36	1689618	25.35	.
1	14657	26.80	1783531	26.76	1
2	50	0.09	7366	0.11	2
3	1311	2.40	165489	2.48	3
4	25628	46.87	2982941	44.75	4
5	204	0.37	28448	0.43	5
6	59	0.11	8165	0.12	6
8	1	0.00	28	0.00	8

N15 - Coding Scheme Note 15					
Value	Unweighted		Weighted		Formatted Value
	Count	Percent	Count	Percent	
1	18770	34.33	2484849	37.28	1
2	164	0.30	18992	0.28	2
3	1232	2.25	161261	2.42	3
4	23294	42.60	2725000	40.88	4
5	10005	18.30	1133561	17.01	5
6	1218	2.23	141922	2.13	6

N16 - Coding Scheme Note 16					
Value	Unweighted		Weighted		Formatted Value
	Count	Percent	Count	Percent	
.	13860	25.35	1615128	24.23	.
1	9107	16.65	1248905	18.74	1
2	88	0.16	13966	0.21	2
3	1569	2.87	210671	3.16	3
4	29515	53.97	3511448	52.68	4
6	539	0.99	64750	0.97	6
8	5	0.01	718	0.01	8

N17 - Coding Scheme Note 17					
Value	Unweighted		Weighted		Formatted Value
	Count	Percent	Count	Percent	
.	13860	25.35	1615128	24.23	.
1	16141	29.52	2113036	31.70	1
2	139	0.25	19015	0.29	2
3	1016	1.86	136559	2.05	3
4	17379	31.78	2127315	31.91	4
5	5372	9.82	562299	8.44	5
6	768	1.40	90534	1.36	6
7	3	0.01	640	0.01	7
8	5	0.01	1061	0.02	8

N18 - Coding Scheme Note 18					
Value	Unweighted		Weighted		Formatted Value
	Count	Percent	Count	Percent	
.	13860	25.35	1615128	24.23	.
1	8075	14.77	1053999	15.81	1
2	55	0.10	7953	0.12	2
3	1043	1.91	147674	2.22	3
4	31190	57.04	3779084	56.70	4
5	308	0.56	39056	0.59	5
6	150	0.27	22564	0.34	6
8	2	0.00	128	0.00	8

N19 - Coding Scheme Note 19					
Value	Unweighted		Weighted		Formatted Value
	Count	Percent	Count	Percent	
.	13860	25.35	1615128	24.23	.
1	11825	21.62	1403629	21.06	1
2	99	0.18	13654	0.20	2
3	2134	3.90	306211	4.59	3
4	26333	48.16	3270530	49.07	4
6	429	0.78	55928	0.84	6
7	3	0.01	505	0.01	7

N20 - Coding Scheme Note 20					
Value	Unweighted		Weighted		Formatted Value
	Count	Percent	Count	Percent	
.	40729	74.48	4995906	74.95	.
1	2045	3.74	256702	3.85	1
2	18	0.03	2358	0.04	2
3	308	0.56	45030	0.68	3
4	11467	20.97	1352692	20.29	4
5	116	0.21	12899	0.19	5

N21 - Coding Scheme Note 21					
Value	Unweighted		Weighted		Formatted Value
	Count	Percent	Count	Percent	
.	40729	74.48	4995906	74.95	.
1	3587	6.56	413342	6.20	1
2	20	0.04	3139	0.05	2
3	675	1.23	101357	1.52	3
4	9463	17.31	1125382	16.88	4
6	208	0.38	26431	0.40	6
7	1	0.00	30	0.00	7

N22 - Coding Scheme Note 22					
Value	Unweighted		Weighted		Formatted Value
	Count	Percent	Count	Percent	
.	40823	74.65	5050458	75.77	.
1	12218	22.34	1208515	18.13	1
2	106	0.19	13211	0.20	2
3	1536	2.81	393403	5.90	3

N24 - Coding Scheme Note 24					
Value	Unweighted		Weighted		Formatted Value
	Count	Percent	Count	Percent	
1	916	1.68	108960	1.63	1
2	7955	14.55	983039	14.75	2
3	3467	6.34	512078	7.68	3
4	9658	17.66	1376392	20.65	4
5	1520	2.78	172416	2.59	5
6	16	0.03	2711	0.04	6
7	26	0.05	3573	0.05	7
8	4	0.01	424	0.01	8
9	628	1.15	88587	1.33	9
10	57	0.10	7657	0.11	10
11	116	0.21	12569	0.19	11
12	396	0.72	53775	0.81	12
13	412	0.75	52807	0.79	13
14	649	1.19	95505	1.43	14
15	2071	3.79	263691	3.96	15
16	10	0.02	1415	0.02	16
17	16	0.03	1733	0.03	17
18	193	0.35	26117	0.39	18
19	26066	47.67	2837049	42.56	19
20	1	0.00	92	0.00	20
21	12	0.02	1495	0.02	21
22	9	0.02	1184	0.02	22
24	4	0.01	833	0.01	24
25	9	0.02	1328	0.02	25
26	471	0.86	59727	0.90	26
29	1	0.00	430	0.01	29

N25A - Coding Scheme Note 25A						
Value	Unweighted		Weighted		Formatted Value	
	Count	Percent	Count	Percent		
1	13	0.02	756	0.01	1	
2	130	0.24	14250	0.21	2	
3	30	0.05	7217	0.11	3	
4	124	0.23	17688	0.27	4	
5	37	0.07	5403	0.08	5	
6	220	0.40	31051	0.47	6	
9	23137	42.31	2904564	43.58	9	
10	2	0.00	504	0.01	10	
11	66	0.12	14411	0.22	11	
12	3168	5.79	443416	6.65	12	
13	107	0.20	15581	0.23	13	
14	25945	47.45	3015943	45.25	14	
15	5	0.01	812	0.01	15	
16	89	0.16	10207	0.15	16	
17	1588	2.90	180177	2.70	17	
18	22	0.04	3606	0.05	18	

N25B - Coding Scheme Note 25B						
Value	Unweighted		Weighted		Formatted Value	
	Count	Percent	Count	Percent		
1	26674	48.78	3409092	51.14	1	
2	1694	3.10	193477	2.90	2	
3	26315	48.12	3063017	45.95	3	

N25C - Coding Scheme Note 25C						
Value	Unweighted		Weighted		Formatted Value	
	Count	Percent	Count	Percent		
1	23407	42.80	2943833	44.16	1	
2	3267	5.97	465259	6.98	2	
3	28009	51.22	3256494	48.86	3	

N26 - Coding Scheme Note 26					
Value	Unweighted		Weighted		Formatted Value
	Count	Percent	Count	Percent	
1	26674	48.78	3409092	51.14	1
2	15408	28.18	2206712	33.11	2
3	12004	21.95	976469	14.65	3
4	9	0.02	1000	0.02	4
5	7	0.01	392	0.01	5
6	271	0.50	35838	0.54	6
7	91	0.17	6517	0.10	7
8	219	0.40	29566	0.44	8

N27 - Coding Scheme Note 27					
Value	Unweighted		Weighted		Formatted Value
	Count	Percent	Count	Percent	
1	26674	48.78	3409092	51.14	1
2	949	1.74	76065	1.14	2
3	1825	3.34	155718	2.34	3
4	24410	44.64	2896590	43.46	4
5	3	0.01	254	0.00	5
6	777	1.42	123316	1.85	6
7	45	0.08	4552	0.07	7

N28 - Coding Scheme Note 28					
Value	Unweighted		Weighted		Formatted Value
	Count	Percent	Count	Percent	
.	14096	25.78	1691160	25.37	.
1	29209	53.42	3303167	49.56	1
2	1427	2.61	350079	5.25	2
3	3540	6.47	605329	9.08	3
4	6152	11.25	659854	9.90	4
5	255	0.47	55355	0.83	5
6	4	0.01	642	0.01	6

N29 - Coding Scheme Note 29

Value	Unweighted		Weighted		Formatted Value
	Count	Percent	Count	Percent	
.	26869	49.14	3380778	50.72	.
1	14696	26.87	1475255	22.13	1
2	1273	2.33	315594	4.73	2
3	2153	3.94	284739	4.27	3
4	9412	17.21	1163803	17.46	4
5	277	0.51	45317	0.68	5
6	3	0.01	102	0.00	6

N30 - Coding Scheme Note 30

Value	Unweighted		Weighted		Formatted Value
	Count	Percent	Count	Percent	
.	26869	49.14	3380778	50.72	.
1	21834	39.93	2427315	36.42	1
2	4098	7.49	617983	9.27	2
3	1771	3.24	214028	3.21	3
5	111	0.20	25482	0.38	5

N31 - Coding Scheme Note 31

Value	Unweighted		Weighted		Formatted Value
	Count	Percent	Count	Percent	
.	40823	74.65	5050458	75.77	.
1	12447	22.76	1269506	19.05	1
2	1129	2.06	274248	4.11	2
3	144	0.26	34974	0.52	3
5	140	0.26	36401	0.55	5

N32 - Coding Scheme Note 32

Value	Unweighted		Weighted		Formatted Value
	Count	Percent	Count	Percent	
.	40823	74.65	5050458	75.77	.
1	12441	22.75	1268216	19.03	1
2	1124	2.06	281608	4.22	2
3	123	0.22	24980	0.37	3
5	172	0.31	40324	0.60	5

N33 - Coding Scheme Note 33					
Value	Unweighted		Weighted		Formatted Value
	Count	Percent	Count	Percent	
.	40823	74.65	5050458	75.77	.
1	12424	22.72	1263719	18.96	1
2	839	1.53	222159	3.33	2
3	151	0.28	30532	0.46	3
4	265	0.48	56134	0.84	4
5	181	0.33	42585	0.64	5

N34 - Coding Scheme Note 34					
Value	Unweighted		Weighted		Formatted Value
	Count	Percent	Count	Percent	
.	40823	74.65	5050458	75.77	.
1	12711	23.24	1322520	19.84	1
2	910	1.66	236225	3.54	2
3	17	0.03	2082	0.03	3
4	3	0.01	275	0.00	4
5	219	0.40	54026	0.81	5

N35 - Coding Scheme Note 35					
Value	Unweighted		Weighted		Formatted Value
	Count	Percent	Count	Percent	
.	40823	74.65	5050458	75.77	.
1	12711	23.24	1323596	19.86	1
2	873	1.60	226498	3.40	2
3	12	0.02	2172	0.03	3
5	264	0.48	62862	0.94	5

MISS_1 - Count of: Violates Skip Pattern					
Value	Unweighted		Weighted		Formatted Value
	Count	Percent	Count	Percent	
0	54683	100.00	6665586	100.00	0 times

MISS_4 -					
Count of: Incomplete grid error					
Value	Unweighted		Weighted		Formatted Value
	Count	Percent	Count	Percent	
0	54683	100.00	6665586	100.00	0 times

MISS_5 -					
Count of: Scalable response of Don't know					
Value	Unweighted		Weighted		Formatted Value
	Count	Percent	Count	Percent	
0	33046	60.43	4184215	62.77	0 times
1	13878	25.38	1596580	23.95	1 time
2	4950	9.05	572255	8.59	2 times
3	1777	3.25	199975	3.00	3 times
4	699	1.28	74345	1.12	4 times
5	237	0.43	25367	0.38	5 times
6	74	0.14	9582	0.14	6 times
7	20	0.04	3060	0.05	7 times
8	2	0.00	207	0.00	8 times

MISS_6 -					
Count of: Not applicable - valid skip					
Value	Unweighted		Weighted		Formatted Value
	Count	Percent	Count	Percent	
0	20623	37.71	1955568	29.34	0 times
1	14311	26.17	2007426	30.12	1 time
2	6584	12.04	920803	13.81	2 times
3	3998	7.31	552201	8.28	3 times
4	2406	4.40	332038	4.98	4 times
5	1544	2.82	213576	3.20	5 times
6	985	1.80	127915	1.92	6 times
7	727	1.33	103248	1.55	7 times
8	527	0.96	70391	1.06	8 times
9	376	0.69	42931	0.64	9 times
10	487	0.89	53561	0.80	10 times
11	389	0.71	51386	0.77	11 times
12	308	0.56	42354	0.64	12 times
13	264	0.48	39345	0.59	13 times
14	219	0.40	30149	0.45	14 times
15	175	0.32	22153	0.33	15 times
16	131	0.24	18061	0.27	16 times
17	112	0.20	12235	0.18	17 times
18	100	0.18	14972	0.22	18 times
19	69	0.13	9193	0.14	19 times
20	57	0.10	6916	0.10	20 times
21	54	0.10	5903	0.09	21 times
22	41	0.07	5007	0.08	22 times
23	43	0.08	5648	0.08	23 times
24	23	0.04	2721	0.04	24 times
25	29	0.05	4094	0.06	25 times
26	22	0.04	4317	0.06	26 times
27	14	0.03	1662	0.02	27 times
28	19	0.03	3652	0.05	28 times
29	12	0.02	1456	0.02	29 times
30	7	0.01	964	0.01	30 times
31	9	0.02	932	0.01	31 times
32	2	0.00	471	0.01	32 times
33	1	0.00	61	0.00	33 times
34	3	0.01	183	0.00	34 times
35	4	0.01	586	0.01	35 times
37	4	0.01	738	0.01	37 times
38	2	0.00	292	0.00	38 times
39	2	0.00	479	0.01	39 times

MISS_7 -					
Count of: Out-of-range error					
Value	Unweighted		Weighted		Formatted Value
	Count	Percent	Count	Percent	
0	54683	100.00	6665586	100.00	0 times

MISS_8 -					
Count of: Multiple response error					
Value	Unweighted		Weighted		Formatted Value
	Count	Percent	Count	Percent	
0	44761	81.86	5186769	77.81	0 times
1	7960	14.56	1156302	17.35	1 time
2	1433	2.62	235457	3.53	2 times
3	321	0.59	50861	0.76	3 times
4	119	0.22	22482	0.34	4 times
5	39	0.07	6031	0.09	5 times
6	22	0.04	2397	0.04	6 times
7	13	0.02	2461	0.04	7 times
8	4	0.01	374	0.01	8 times
9	2	0.00	1580	0.02	9 times
10	2	0.00	158	0.00	10 times
11	3	0.01	294	0.00	11 times
12	2	0.00	232	0.00	12 times
16	1	0.00	149	0.00	16 times
26	1	0.00	39	0.00	26 times

MISS_9 -						
Count of: No response - invalid skip						
Value	Unweighted		Weighted		Formatted Value	
	Count	Percent	Count	Percent		
0	9	0.02	1009	0.02	0 times	
1	14	0.03	1291	0.02	1 time	
2	34	0.06	4153	0.06	2 times	
3	69	0.13	8262	0.12	3 times	
4	109	0.20	13161	0.20	4 times	
5	158	0.29	19508	0.29	5 times	
6	197	0.36	20132	0.30	6 times	
7	232	0.42	33944	0.51	7 times	
8	353	0.65	41417	0.62	8 times	
9	481	0.88	63114	0.95	9 times	
10	637	1.16	80065	1.20	10 times	
11	735	1.34	101982	1.53	11 times	
12	906	1.66	121556	1.82	12 times	
13	1028	1.88	149597	2.24	13 times	
14	1249	2.28	173101	2.60	14 times	
15	1383	2.53	193014	2.90	15 times	
16	1538	2.81	211857	3.18	16 times	
17	1662	3.04	227196	3.41	17 times	
18	1741	3.18	236756	3.55	18 times	
19	1887	3.45	256899	3.85	19 times	
20	1915	3.50	240105	3.60	20 times	
21	2008	3.67	242906	3.64	21 times	
22	2052	3.75	260638	3.91	22 times	
23	2041	3.73	251249	3.77	23 times	
24	2201	4.03	266134	3.99	24 times	
25	2157	3.94	251669	3.78	25 times	
26	2146	3.92	253827	3.81	26 times	
27	2071	3.79	243460	3.65	27 times	
28	2013	3.68	244331	3.67	28 times	
29	1977	3.62	236005	3.54	29 times	
30	1962	3.59	231673	3.48	30 times	
31	1770	3.24	196821	2.95	31 times	
32	1716	3.14	192433	2.89	32 times	
33	1624	2.97	178400	2.68	33 times	
34	1469	2.69	158430	2.38	34 times	
35	1283	2.35	152280	2.28	35 times	
36	1206	2.21	129345	1.94	36 times	
37	1091	2.00	114305	1.71	37 times	
38	935	1.71	106135	1.59	38 times	
39	848	1.55	90405	1.36	39 times	
40 -- 86	5776	10.56	667022	10.01	40 or more times	

MISS_TOT - Total number of missing responses						
Value	Unweighted		Weighted		Formatted Value	
	Count	Percent	Count	Percent		
1	1	0.00	37	0.00	1 time	
2	2	0.00	177	0.00	2 times	
3	6	0.01	745	0.01	3 times	
4	12	0.02	937	0.01	4 times	
5	23	0.04	2660	0.04	5 times	
6	52	0.10	4995	0.07	6 times	
7	88	0.16	9921	0.15	7 times	
8	123	0.22	14559	0.22	8 times	
9	209	0.38	22899	0.34	9 times	
10	290	0.53	35616	0.53	10 times	
11	400	0.73	46593	0.70	11 times	
12	519	0.95	62305	0.93	12 times	
13	642	1.17	78755	1.18	13 times	
14	855	1.56	112190	1.68	14 times	
15	995	1.82	128640	1.93	15 times	
16	1139	2.08	165668	2.49	16 times	
17	1319	2.41	189061	2.84	17 times	
18	1494	2.73	207686	3.12	18 times	
19	1559	2.85	207883	3.12	19 times	
20	1739	3.18	221604	3.32	20 times	
21	1795	3.28	237604	3.56	21 times	
22	1961	3.59	246899	3.70	22 times	
23	1952	3.57	242536	3.64	23 times	
24	2002	3.66	247202	3.71	24 times	
25	2061	3.77	245308	3.68	25 times	
26	2066	3.78	249502	3.74	26 times	
27	2062	3.77	247201	3.71	27 times	
28	2073	3.79	251358	3.77	28 times	
29	2072	3.79	235114	3.53	29 times	
30	2007	3.67	259646	3.90	30 times	
31	2047	3.74	250092	3.75	31 times	
32	1900	3.47	217032	3.26	32 times	
33	1863	3.41	212971	3.20	33 times	
34	1751	3.20	200218	3.00	34 times	
35	1512	2.77	173276	2.60	35 times	
36	1499	2.74	168505	2.53	36 times	
37	1373	2.51	149070	2.24	37 times	
38	1176	2.15	126889	1.90	38 times	
39	1064	1.95	125694	1.89	39 times	
40 -- 86	8980	16.42	1066539	16.00	40 or more times	

QUARTER - Survey Quarter					
Value	Unweighted		Weighted		Formatted Value
	Count	Percent	Count	Percent	
Q1 2002	13860	25.35	1615128	24.23	Q1 2002
Q2 2002	13954	25.52	1669681	25.05	Q2 2002
Q3 2002	14096	25.78	1691160	25.37	Q3 2002
Q4 2002	12773	23.36	1689618	25.35	Q4 2002

XENRLLMT - Enrollment in TRICARE Prime					
Value	Unweighted		Weighted		Formatted Value
	Count	Percent	Count	Percent	
.	395	0.72	49531	0.74	Missing/Unknown
1	17160	31.38	1629696	24.45	Active Duty - under 65
2	18542	33.91	1493657	22.41	Enrolled - under 65
3	11057	20.22	1856289	27.85	Not enrolled - under 65
4	7330	13.40	1608078	24.13	Not enrolled - 65 or over
5	199	0.36	28335	0.43	Enrolled - 65 or over

XENR_PCM - Enrollment by PCM type					
Value	Unweighted		Weighted		Formatted Value
	Count	Percent	Count	Percent	
.	395	0.72	49531	0.74	Missing/Unknown
1	17160	31.38	1629696	24.45	Active Duty - under 65
2	16491	30.16	1131789	16.98	Enrolled - under 65, Mil PCM
3	2051	3.75	361869	5.43	Enrolled - under 65, Civ PCM
4	11057	20.22	1856289	27.85	Not enrolled - under 65
5	7330	13.40	1608078	24.13	Not enrolled - 65 or over
6	193	0.35	26883	0.40	Enrolled - 65 or over, Mil PCM
7	6	0.01	1452	0.02	Enrolled - 65 or over, Civ PCM

XINS_COV - Insurance Coverage					
Value	Unweighted		Weighted		Formatted Value
	Count	Percent	Count	Percent	
.	3921	7.17	558598	8.38	Missing/Unknown
1	17160	31.38	1629696	24.45	Prime-under 65 Active Duty
2	17502	32.01	1403438	21.05	Prime-under 65 Non-active Duty
3	2967	5.43	488787	7.33	Standard/Extra
4	5994	10.96	1263542	18.96	Medicare
5	6005	10.98	1115873	16.74	Other Insurance
6	57	0.10	9554	0.14	Prime,65 or over
7	298	0.54	35598	0.53	TRICARE Plus
8	779	1.42	160501	2.41	Veterans Administration (VA)

XQENROLL - Enrollment according to questionnaire response					
Value	Unweighted		Weighted		Formatted Value
	Count	Percent	Count	Percent	
.	5557	10.16	785998	11.79	Missing/Unknown
1	17160	31.38	1629696	24.45	Active Duty - under 65
2	14876	27.20	1023142	15.35	Enrolled - under 65, Mil PCM
3	2394	4.38	372880	5.59	Enrolled - under 65, Civ PCM
4	8926	16.32	1576820	23.66	Not enrolled - under 65
5	5770	10.55	1277050	19.16	Not enrolled - 65 or over

XREGION - Region						
Value	Unweighted		Weighted		Formatted Value	
	Count	Percent	Count	Percent		
.	50	0.09	36964	0.55	Missing data	
1	7408	13.55	869107	13.04	Northeast	
2	4571	8.36	661341	9.92	Mid-Atlantic	
3	6328	11.57	855743	12.84	Southeast	
4	4407	8.06	469905	7.05	Gulfsouth	
5	3296	6.03	538964	8.09	Heartland	
6	6509	11.90	790077	11.85	Southwest	
7	3075	5.62	324819	4.87	Central 7	
8	5403	9.88	545370	8.18	Central 8	
9	2805	5.13	478346	7.18	Southern California	
10	1469	2.69	221665	3.33	Golden Gate	
11	2296	4.20	293453	4.40	Northwest	
12	1555	2.84	107179	1.61	Hawaii	
13	2331	4.26	206734	3.10	Europe	
14	2014	3.68	156392	2.35	Western Pacific Command	
15	328	0.60	62951	0.94	TRICARE Latin America	
16	838	1.53	46579	0.70	Alaska	

CONUS - CONUS/OCONUS Indicator						
Value	Unweighted		Weighted		Formatted Value	
	Count	Percent	Count	Percent		
.	50	0.09	36964	0.55	Invlid/MISSNG Add	
0	4673	8.55	426077	6.39	Not in CONUS	
1	49960	91.36	6202546	93.05	In CONUS	

OUTCATCH - Out of Catchment Area Indicator						
Value	Unweighted		Weighted		Formatted Value	
	Count	Percent	Count	Percent		
0	48329	88.38	3964822	59.48	Catchment areas	
1	6354	11.62	2700764	40.52	Out of catchment areas	

XSEXA - Male or Female (Recode)						
Value	Unweighted		Weighted		Formatted Value	
	Count	Percent	Count	Percent		
1	26674	48.78	3409092	51.14	Male	
2	28009	51.22	3256494	48.86	Female	

XBNFGRP - Constructed Beneficiary Group						
Value	Unweighted		Weighted		Formatted Value	
	Count	Percent	Count	Percent		
.	99	0.18	4784	0.07	Missing/Unknown	
1	16810	30.74	1595065	23.93	Active Duty	
2	13132	24.01	922552	13.84	Family of Active	
3	17113	31.29	2506771	37.61	Ret/Surv/Fam <65	
4	7529	13.77	1636413	24.55	Ret/Surv/Fam 65+	

KDISENRL - Intention to disenroll						
Value	Unweighted		Weighted		Formatted Value	
	Count	Percent	Count	Percent		
.	18317	33.50	3301581	49.53	Missing/Unknown/NA	
1	2190	4.00	204596	3.07	Yes	
2	34176	62.50	3159410	47.40	No	

KMILOFFC - Office wait of more than 15 min at Military facility						
Value	Unweighted		Weighted		Formatted Value	
	Count	Percent	Count	Percent		
.	26658	48.75	4419212	66.30	Missing/Unknown/NA	
1	8710	15.93	738639	11.08	Yes	
2	19315	35.32	1507736	22.62	No	

KCIVOFFC - Office wait of more than 15 min at Civilian facility					
Value	Unweighted		Weighted		Formatted Value
	Count	Percent	Count	Percent	
.	37419	68.43	3476836	52.16	Missing/Unknown/NA
1	5914	10.82	1077879	16.17	Yes
2	11350	20.76	2110871	31.67	No

KBGPRB1 - Big problem getting referrals to specialist					
Value	Unweighted		Weighted		Formatted Value
	Count	Percent	Count	Percent	
.	27677	50.61	3233421	48.51	Missing/Unknown/NA
1	3249	5.94	343145	5.15	Yes
2	23757	43.44	3089021	46.34	No

KBGPRB2 - Big problem getting necessary care					
Value	Unweighted		Weighted		Formatted Value
	Count	Percent	Count	Percent	
.	8312	15.20	1032030	15.48	Missing/Unknown/NA
1	2751	5.03	281938	4.23	Yes
2	43620	79.77	5351619	80.29	No

KMILOPQY - Outpatient visits to Military facility					
Value	Unweighted		Weighted		Formatted Value
	Count	Percent	Count	Percent	
A	74	0.14	6086	0.09	Mult response
.	1037	1.90	132102	1.98	No response
1	25699	47.00	4290794	64.37	None
2	3678	6.73	284244	4.26	1 visit
3	5999	10.97	481647	7.23	2 visits
4	5713	10.45	447546	6.71	3 visits
5	4347	7.95	358902	5.38	4 visits
6	5790	10.59	466678	7.00	5 to 9 visits
7	2346	4.29	197588	2.96	10 or more visits

KCIVOPQY - Outpatient visits to Civilian facility						
Value	Unweighted		Weighted		Formatted Value	
	Count	Percent	Count	Percent		
A	38	0.07	5762	0.09	Mult response	
.	1119	2.05	177584	2.66	No response	
1	36258	66.31	3295915	49.45	None	
2	1947	3.56	357069	5.36	1 visit	
3	3024	5.53	554188	8.31	2 visits	
4	2974	5.44	565977	8.49	3 visits	
5	2760	5.05	524530	7.87	4 visits	
6	4283	7.83	791475	11.87	5 to 9 visits	
7	2280	4.17	393087	5.90	10 or more visits	

KCIVINS - Beneficiary covered by civilian insurance						
Value	Unweighted		Weighted		Formatted Value	
	Count	Percent	Count	Percent		
1	10370	18.96	1780029	26.70	Yes	
2	44313	81.04	4885557	73.30	No	

KPRSCPTN - 7 or more civilian prescriptions filled by military pharmacy						
Value	Unweighted		Weighted		Formatted Value	
	Count	Percent	Count	Percent		
.	16568	30.30	1975986	29.64	Missing/Unknown/NA	
1	4465	8.17	664297	9.97	Yes	
2	33650	61.54	4025304	60.39	No	

KBRSTCR - Women age 40 and over ever had mammogram and breast exam						
Value	Unweighted		Weighted		Formatted Value	
	Count	Percent	Count	Percent		
.	40185	73.49	4582340	68.75	Missing/Unknown/NA	
1	13661	24.98	1970922	29.57	Yes	
2	837	1.53	112324	1.69	No	

HP_PRNTL - Pregnant in last year received care in 1st trimester					
Value	Unweighted		Weighted		Formatted Value
	Count	Percent	Count	Percent	
.	52046	95.18	6452522	96.80	Missing/Unknown/3 mnths prg now
1	2311	4.23	181024	2.72	Yes
2	326	0.60	32040	0.48	No

HP_MAMOG - Women age 40 and over mammography in past 2 years					
Value	Unweighted		Weighted		Formatted Value
	Count	Percent	Count	Percent	
.	40114	73.36	4571411	68.58	Missing/Unknown/NA
1	12083	22.10	1748931	26.24	Yes
2	2486	4.55	345245	5.18	No

HP_MAM50 - Women age 50 and over mammography in past 2 years					
Value	Unweighted		Weighted		Formatted Value
	Count	Percent	Count	Percent	
.	45179	82.62	5054235	75.83	Missing/Unknown/NA
1	8222	15.04	1379568	20.70	Yes
2	1282	2.34	231783	3.48	No

HP_PAP - All women Pap smear in last 3 years					
Value	Unweighted		Weighted		Formatted Value
	Count	Percent	Count	Percent	
.	27110	49.58	3467993	52.03	Missing/Unknown/NA
1	24804	45.36	2779579	41.70	Yes
2	2769	5.06	418015	6.27	No

HP_BP - Blood pressure check in last 2 years know results						
Value	Unweighted		Weighted		Formatted Value	
	Count	Percent	Count	Percent		
.	654	1.20	88482	1.33	Unknown	
1	49517	90.55	6039969	90.61	Yes	
2	4512	8.25	537136	8.06	No	

HP_FLU - Age 65 and older flu shot in last 12 months						
Value	Unweighted		Weighted		Formatted Value	
	Count	Percent	Count	Percent		
.	46885	85.74	5003349	75.06	Missing/Unknown/NA	
1	5412	9.90	1173954	17.61	Yes	
2	2386	4.36	488283	7.33	No	

HP_PROS - Men age 50 or over prostate exam in last 12 months						
Value	Unweighted		Weighted		Formatted Value	
	Count	Percent	Count	Percent		
.	44633	81.62	4937012	74.07	Missing/Unknown/NA	
1	6458	11.81	1135711	17.04	Yes	
2	3592	6.57	592863	8.89	No	

HP_GP - General physical exam in last 12 months						
Value	Unweighted		Weighted		Formatted Value	
	Count	Percent	Count	Percent		
.	700	1.28	93647	1.40	Missing/Unknown/NA	
1	29773	54.45	3736649	56.06	Yes	
2	24210	44.27	2835290	42.54	No	

HP_BRST - Women age 40 and over breast exam in last 12 months						
Value	Unweighted		Weighted		Formatted Value	
	Count	Percent	Count	Percent		
.	40051	73.24	4561580	68.43	Missing/Unknown/NA	
1	10055	18.39	1440903	21.62	Yes	
2	4577	8.37	663104	9.95	No	

HP_CHOL - Cholesterol screening in last 5 years						
Value	Unweighted		Weighted		Formatted Value	
	Count	Percent	Count	Percent		
.	580	1.06	81016	1.22	Missing/Unknown/NA	
1	42896	78.44	5377327	80.67	Yes	
2	11207	20.49	1207243	18.11	No	

HP_SMOKE - Advised to quit smoking in last 12 months						
Value	Unweighted		Weighted		Formatted Value	
	Count	Percent	Count	Percent		
.	44695	81.73	5455160	81.84	Missing/Unknown/NA	
1	6346	11.61	753284	11.30	Yes	
2	3642	6.66	457143	6.86	No	

HP_SMOKH - Smoker under HEDIS definition						
Value	Unweighted		Weighted		Formatted Value	
	Count	Percent	Count	Percent		
.	1056	1.93	129118	1.94	Did not answer	
1	10280	18.80	1245426	18.68	Yes	
2	43347	79.27	5291042	79.38	No	

HP_CESS - Had smoking cessation counseling					
Value	Unweighted		Weighted		Formatted Value
	Count	Percent	Count	Percent	
.	46708	85.42	5706756	85.62	Did not answer
1	5651	10.33	672235	10.09	Yes
2	2324	4.25	286596	4.30	No

SF8PF - SF8 Variable - Physical Functioning					
Value	Unweighted		Weighted		Formatted Value
	Count	Percent	Count	Percent	
.	40996	74.97	5074136	76.12	.
21.45703125	200	0.37	29077	0.44	21
30.30859375	1012	1.85	140313	2.11	30
40.0625	1868	3.42	248091	3.72	40
48.328125	2529	4.62	305925	4.59	48
54.046875	8078	14.77	868044	13.02	54

SF8RP - SF8 Variable - Role Physical					
Value	Unweighted		Weighted		Formatted Value
	Count	Percent	Count	Percent	
.	40946	74.88	5071568	76.09	.
23.0078125	183	0.33	30169	0.45	23
28.31640625	800	1.46	110643	1.66	28
38.703125	1425	2.61	200175	3.00	39
46.9140625	2229	4.08	273593	4.10	47
53.9765625	9100	16.64	979440	14.69	54

SF8BP - SF8 Variable - Bodily Pain					
Value	Unweighted		Weighted		Formatted Value
	Count	Percent	Count	Percent	
.	40979	74.94	5074586	76.13	.
25.44921875	114	0.21	11899	0.18	25
31.4765625	647	1.18	86805	1.30	31
40.0625	2399	4.39	315548	4.73	40
47.6640625	2406	4.40	301650	4.53	48
53.34375	3924	7.18	426151	6.39	53
60.765625	4214	7.71	448948	6.74	61

SF8GH - SF8 Variable - General Health					
Value	Unweighted		Weighted		Formatted Value
	Count	Percent	Count	Percent	
.	40990	74.96	5074301	76.13	.
22.80859375	90	0.16	10437	0.16	23
32.5546875	435	0.80	58841	0.88	33
38.40625	1722	3.15	217328	3.26	38
46.4296875	4378	8.01	511617	7.68	46
52.828125	4574	8.36	523785	7.86	53
59.4453125	2494	4.56	269279	4.04	59

SF8VT - SF8 Variable - Vitality					
Value	Unweighted		Weighted		Formatted Value
	Count	Percent	Count	Percent	
.	40958	74.90	5071271	76.08	.
28.13671875	135	0.25	16191	0.24	28
35.8046875	895	1.64	109903	1.65	36
45.15625	4321	7.90	529377	7.94	45
55.6171875	6401	11.71	726566	10.90	56
61.828125	1973	3.61	212277	3.18	62

SF8SF - SF8 Variable - Social Functioning					
Value	Unweighted		Weighted		Formatted Value
	Count	Percent	Count	Percent	
.	40951	74.89	5074593	76.13	.
23.4375	106	0.19	14272	0.21	23
29.52734375	780	1.43	99914	1.50	30
40.40625	2067	3.78	258518	3.88	40
49.46875	3137	5.74	372367	5.59	49
55.25	7642	13.98	845923	12.69	55

SF8RE - SF8 Variable - Role Emotional					
Value	Unweighted		Weighted		Formatted Value
	Count	Percent	Count	Percent	
.	40960	74.90	5077342	76.17	.
21.65625	82	0.15	13207	0.20	22
29.25	405	0.74	52864	0.79	29
38.0859375	1215	2.22	153527	2.30	38
45.65625	2447	4.47	292729	4.39	46
52.4140625	9574	17.51	1075919	16.14	52

SF8MH - SF8 Variable - Mental Health					
Value	Unweighted		Weighted		Formatted Value
	Count	Percent	Count	Percent	
.	40972	74.93	5072652	76.10	.
21.3984375	197	0.36	19874	0.30	21
31.6171875	804	1.47	98143	1.47	32
41.5234375	1625	2.97	191210	2.87	42
49.5859375	4096	7.49	472880	7.09	50
56.7890625	6989	12.78	810828	12.16	57

PCS_8 - Physical Health Summary					
Value	Unweighted		Weighted		Formatted Value
	Count	Percent	Count	Percent	
.	41289	75.51	5117062	76.77	.
11 -- 68	13394	24.49	1548525	23.23	00000001--99999999

MCS_8 - Mental Health Summary					
Value	Unweighted		Weighted		Formatted Value
	Count	Percent	Count	Percent	
.	41289	75.51	5117062	76.77	.
10 -- 71	13394	24.49	1548525	23.23	00000001--99999999

KMID_H - Below Median Physical Health					
Value	Unweighted		Weighted		Formatted Value
	Count	Percent	Count	Percent	
.	41289	75.51	5117062	76.77	Missing/Unknown/NA
1	5899	10.79	702898	10.55	Yes
2	7495	13.71	845627	12.69	No

KMID_MH - Below Median Mental Health					
Value	Unweighted		Weighted		Formatted Value
	Count	Percent	Count	Percent	
.	41289	75.51	5117062	76.77	Missing/Unknown/NA
1	4552	8.32	587024	8.81	Yes
2	8842	16.17	961501	14.42	No

BWT - Basic Sampling Weight					
Value	Unweighted		Weighted		Formatted Value
	Count	Percent	Count	Percent	
10.796 -- 26.432	5686	10.40	130669	1.96	Minimum to 10th Percentile
26.736 -- 44.390	8017	14.66	266438	4.00	>10th to 25th Percentile
44.512 -- 91.934	13748	25.14	854935	12.83	>25th to 50th Percentile
92.057 -- 227.067	13565	24.81	1505845	22.59	>50th to 75th Percentile
227.614 -- 461.192	8209	15.01	1336540	20.05	>75th to 90th Percentile
469.484 -- 5882.926	5458	9.98	2571159	38.57	>90th to 100th Percentile

ADJ_CELL - Adjusted STRATUM cell						
Value	Unweighted		Weighted		Formatted Value	
	Count	Percent	Count	Percent		
101	137	0.25	3900	0.06	101	
102	79	0.14	1980	0.03	102	
104	210	0.38	5719	0.09	104	
301	81	0.15	4422	0.07	301	
302	76	0.14	3521	0.05	302	
304	78	0.14	3087	0.05	304	
305	99	0.18	7156	0.11	305	
306	86	0.16	5725	0.09	306	
401	219	0.40	3863	0.06	401	
402	137	0.25	3164	0.05	402	
404	137	0.25	3766	0.06	404	
501	185	0.34	11603	0.17	501	
502	71	0.13	4639	0.07	502	
504	117	0.21	3492	0.05	504	
601	139	0.25	7618	0.11	601	
602	95	0.17	6566	0.10	602	
604	84	0.15	5475	0.08	604	
605	147	0.27	7186	0.11	605	
801	180	0.33	3964	0.06	801	
802	80	0.15	2430	0.04	802	
804	134	0.25	3608	0.05	804	
901	99	0.18	7314	0.11	901	
902	143	0.26	5913	0.09	902	
904	107	0.20	12382	0.19	904	
905	133	0.24	17915	0.27	905	
906	179	0.33	23319	0.35	906	
1001	177	0.32	6464	0.10	1001	
1002	91	0.17	3684	0.06	1002	
1004	161	0.29	6477	0.10	1004	
1301	221	0.40	4986	0.07	1301	
1302	104	0.19	2764	0.04	1302	
1304	104	0.19	3202	0.05	1304	
1401	140	0.26	15242	0.23	1401	
1402	277	0.51	26187	0.39	1402	
1405	118	0.22	16373	0.25	1405	
1406	192	0.35	25789	0.39	1406	
1901	231	0.42	9024	0.14	1901	
1902	117	0.21	4960	0.07	1902	
1904	100	0.18	4707	0.07	1904	
2401	184	0.34	39183	0.59	2401	
2402	178	0.33	20823	0.31	2402	
2404	165	0.30	25897	0.39	2404	
2406	131	0.24	20212	0.30	2406	
2801	65	0.12	6642	0.10	2801	
2802	74	0.14	4278	0.06	2802	
2804	79	0.14	3363	0.05	2804	
2805	75	0.14	3535	0.05	2805	
2806	82	0.15	3339	0.05	2806	
2901	156	0.29	74246	1.11	2901	

2902	101	0.18	24962	0.37	2902
2903	74	0.14	6980	0.10	2903
2904	90	0.16	25524	0.38	2904
2905	195	0.36	67925	1.02	2905
3001	79	0.14	12480	0.19	3001
3002	64	0.12	3796	0.06	3002
3004	146	0.27	3301	0.05	3004
3006	70	0.13	2503	0.04	3006
3201	135	0.25	14917	0.22	3201
3202	127	0.23	8834	0.13	3202
3204	80	0.15	8511	0.13	3204
3205	153	0.28	13759	0.21	3205
3301	224	0.41	14116	0.21	3301
3302	123	0.22	7394	0.11	3302
3304	148	0.27	13135	0.20	3304
3305	202	0.37	19013	0.29	3305
3501	226	0.41	11867	0.18	3501
3502	106	0.19	4519	0.07	3502
3504	81	0.15	3566	0.05	3504
3601	158	0.29	3664	0.05	3601
3602	68	0.12	2127	0.03	3602
3604	186	0.34	3906	0.06	3604
3701	222	0.41	17746	0.27	3701
3702	172	0.31	4578	0.07	3702
3704	72	0.13	5879	0.09	3704
3705	224	0.41	28059	0.42	3705
3801	156	0.29	25866	0.39	3801
3802	168	0.31	8850	0.13	3802
3804	114	0.21	10708	0.16	3804
3805	110	0.20	13403	0.20	3805
3806	98	0.18	12878	0.19	3806
3901	149	0.27	34885	0.52	3901
3902	188	0.34	20352	0.31	3902
3904	116	0.21	20591	0.31	3904
3905	142	0.26	26180	0.39	3905
3906	97	0.18	17237	0.26	3906
4201	109	0.20	9390	0.14	4201
4202	165	0.30	7459	0.11	4202
4204	89	0.16	9479	0.14	4204
4205	134	0.25	13652	0.20	4205
4206	108	0.20	11597	0.17	4206
4301	165	0.30	3487	0.05	4301
4302	85	0.16	2338	0.04	4302
4304	172	0.31	4449	0.07	4304
4501	101	0.18	7467	0.11	4501
4502	165	0.30	6423	0.10	4502
4504	137	0.25	16091	0.24	4504
4505	177	0.32	21543	0.32	4505
4506	240	0.44	30490	0.46	4506
4601	112	0.20	2425	0.04	4601
4604	333	0.61	9240	0.14	4604
4701	175	0.32	15608	0.23	4701
4702	87	0.16	8899	0.13	4702
4704	123	0.22	13929	0.21	4704
4705	72	0.13	8372	0.13	4705
4706	89	0.16	8319	0.12	4706
4801	98	0.18	22261	0.33	4801

2002 HEALTH CARE SURVEY OF DOD BENEFICIARIES – FINAL

4802	133	0.24	8384	0.13	4802
4804	76	0.14	8681	0.13	4804
4805	67	0.12	8704	0.13	4805
4806	97	0.18	9574	0.14	4806
4901	92	0.17	20180	0.30	4901
4902	115	0.21	11253	0.17	4902
4904	64	0.12	6645	0.10	4904
4905	135	0.25	10766	0.16	4905
5101	213	0.39	5205	0.08	5101
5102	115	0.21	3115	0.05	5102
5104	127	0.23	4425	0.07	5104
5201	208	0.38	29344	0.44	5201
5202	151	0.28	14557	0.22	5202
5204	153	0.28	14164	0.21	5204
5206	83	0.15	11241	0.17	5206
5301	151	0.28	4343	0.07	5301
5302	83	0.15	2427	0.04	5302
5304	82	0.15	2189	0.03	5304
5305	96	0.18	1733	0.03	5305
5501	128	0.23	8350	0.13	5501
5502	173	0.32	6119	0.09	5502
5504	81	0.15	8455	0.13	5504
5505	116	0.21	12161	0.18	5505
5506	90	0.16	8665	0.13	5506
5601	120	0.22	28511	0.43	5601
5602	139	0.25	5781	0.09	5602
5604	156	0.29	13209	0.20	5604
5606	68	0.12	7490	0.11	5606
5701	109	0.20	9956	0.15	5701
5702	80	0.15	5766	0.09	5702
5704	78	0.14	3316	0.05	5704
5705	156	0.29	4854	0.07	5705
5801	228	0.42	7127	0.11	5801
5802	120	0.22	4843	0.07	5802
5804	123	0.22	5285	0.08	5804
5901	184	0.34	4244	0.06	5901
5902	102	0.19	2442	0.04	5902
5904	105	0.19	2887	0.04	5904
6001	121	0.22	24886	0.37	6001
6002	151	0.28	14510	0.22	6002
6004	73	0.13	7194	0.11	6004
6005	152	0.28	13530	0.20	6005
6101	117	0.21	13609	0.20	6101
6102	146	0.27	6084	0.09	6102
6104	79	0.14	6143	0.09	6104
6105	92	0.17	11134	0.17	6105
6106	91	0.17	7942	0.12	6106
6201	193	0.35	5404	0.08	6201
6202	88	0.16	2701	0.04	6202
6204	110	0.20	3194	0.05	6204
6401	107	0.20	9094	0.14	6401
6402	56	0.10	4594	0.07	6402
6404	80	0.15	3300	0.05	6404
6405	134	0.25	3960	0.06	6405
6601	179	0.33	16562	0.25	6601
6602	177	0.32	10917	0.16	6602
6604	83	0.15	12297	0.18	6604

6605	205	0.37	25607	0.38	6605
6701	180	0.33	22965	0.34	6701
6702	216	0.40	9088	0.14	6702
6704	83	0.15	9150	0.14	6704
6705	119	0.22	18895	0.28	6705
6706	104	0.19	16642	0.25	6706
6901	246	0.45	17323	0.26	6901
6902	113	0.21	8177	0.12	6902
6904	120	0.22	9126	0.14	6904
7301	98	0.18	12661	0.19	7301
7302	68	0.12	5889	0.09	7302
7304	93	0.17	8125	0.12	7304
7305	149	0.27	14965	0.22	7305
7501	110	0.20	10769	0.16	7501
7502	89	0.16	3918	0.06	7502
7504	81	0.15	4628	0.07	7504
7505	159	0.29	4873	0.07	7505
7801	135	0.25	8151	0.12	7801
7802	96	0.18	5473	0.08	7802
7804	90	0.16	6936	0.10	7804
7805	114	0.21	8453	0.13	7805
7806	84	0.15	5511	0.08	7806
7901	75	0.14	7544	0.11	7901
7902	55	0.10	5511	0.08	7902
7904	110	0.20	10494	0.16	7904
7905	138	0.25	16680	0.25	7905
7906	133	0.24	13529	0.20	7906
8301	189	0.35	7358	0.11	8301
8302	88	0.16	4499	0.07	8302
8304	144	0.26	7115	0.11	8304
8601	115	0.21	8805	0.13	8601
8602	172	0.31	3651	0.05	8602
8604	158	0.29	8187	0.12	8604
8606	89	0.16	7274	0.11	8606
8901	257	0.47	46421	0.70	8901
8902	242	0.44	25676	0.39	8902
8904	112	0.20	13354	0.20	8904
8905	98	0.18	21314	0.32	8905
8906	77	0.14	12302	0.18	8906
9001	195	0.36	4363	0.07	9001
9002	86	0.16	2359	0.04	9002
9004	122	0.22	2963	0.04	9004
9101	114	0.21	31905	0.48	9101
9102	164	0.30	14795	0.22	9102
9104	149	0.27	12583	0.19	9104
9106	90	0.16	3835	0.06	9106
9201	71	0.13	8353	0.13	9201
9202	68	0.12	4823	0.07	9202
9204	234	0.43	10064	0.15	9204
9501	112	0.20	6792	0.10	9501
9502	79	0.14	5239	0.08	9502
9504	118	0.22	11367	0.17	9504
9505	91	0.17	9356	0.14	9505
9506	94	0.17	9239	0.14	9506
9601	229	0.42	14481	0.22	9601
9602	138	0.25	7625	0.11	9602
9604	106	0.19	7464	0.11	9604

9801	121	0.22	15396	0.23	9801
9802	71	0.13	7727	0.12	9802
9804	80	0.15	7038	0.11	9804
9805	136	0.25	9885	0.15	9805
10101	80	0.15	5674	0.09	10101
10102	73	0.13	3060	0.05	10102
10104	83	0.15	3392	0.05	10104
10105	80	0.15	3758	0.06	10105
10106	79	0.14	3306	0.05	10106
10301	133	0.24	13676	0.21	10301
10302	218	0.40	6027	0.09	10302
10304	112	0.20	8460	0.13	10304
10305	115	0.21	13108	0.20	10305
10306	71	0.13	9059	0.14	10306
10401	55	0.10	10707	0.16	10401
10402	71	0.13	3700	0.06	10402
10404	239	0.44	7883	0.12	10404
10501	70	0.13	12912	0.19	10501
10502	65	0.12	4343	0.07	10502
10504	76	0.14	7692	0.12	10504
10505	83	0.15	9110	0.14	10505
10506	97	0.18	9681	0.15	10506
10801	97	0.18	14274	0.21	10801
10802	132	0.24	9079	0.14	10802
10804	153	0.28	18086	0.27	10804
10806	77	0.14	10130	0.15	10806
10901	95	0.17	9371	0.14	10901
10902	156	0.29	6913	0.10	10902
10904	125	0.23	14633	0.22	10904
10905	272	0.50	35731	0.54	10905
11001	269	0.49	43186	0.65	11001
11002	182	0.33	22609	0.34	11002
11004	110	0.20	13921	0.21	11004
11005	76	0.14	13430	0.20	11005
11006	83	0.15	8448	0.13	11006
11201	203	0.37	6494	0.10	11201
11202	111	0.20	3682	0.06	11202
11204	94	0.17	3679	0.06	11204
11301	83	0.15	7790	0.12	11301
11302	79	0.14	3039	0.05	11302
11304	94	0.17	3078	0.05	11304
11305	153	0.28	5351	0.08	11305
11701	118	0.22	23542	0.35	11701
11702	74	0.14	8744	0.13	11702
11704	117	0.21	18528	0.28	11704
11705	188	0.34	26116	0.39	11705
11801	179	0.33	5208	0.08	11801
11802	110	0.20	3335	0.05	11802
11804	120	0.22	3574	0.05	11804
11901	217	0.40	8612	0.13	11901
11902	111	0.20	4826	0.07	11902
11904	91	0.17	4637	0.07	11904
12001	132	0.24	12559	0.19	12001
12002	185	0.34	8365	0.13	12002
12004	72	0.13	4394	0.07	12004
12005	174	0.32	15600	0.23	12005
12101	87	0.16	11948	0.18	12101

12102	137	0.25	9854	0.15	12102
12104	80	0.15	9483	0.14	12104
12105	188	0.34	18377	0.28	12105
12301	183	0.33	15250	0.23	12301
12302	150	0.27	13365	0.20	12302
12303	125	0.23	3996	0.06	12303
12304	200	0.37	20681	0.31	12304
12305	223	0.41	32391	0.49	12305
12306	129	0.24	18064	0.27	12306
12401	363	0.66	79804	1.20	12401
12402	209	0.38	28229	0.42	12402
12403	126	0.23	13802	0.21	12403
12404	114	0.21	17112	0.26	12404
12405	146	0.27	45875	0.69	12405
12406	76	0.14	23128	0.35	12406
12501	139	0.25	28824	0.43	12501
12502	160	0.29	15938	0.24	12502
12504	142	0.26	21341	0.32	12504
12505	241	0.44	45063	0.68	12505
12601	117	0.21	13466	0.20	12601
12602	92	0.17	9124	0.14	12602
12604	80	0.15	7861	0.12	12604
12605	159	0.29	11266	0.17	12605
12701	87	0.16	7945	0.12	12701
12702	81	0.15	4236	0.06	12702
12704	77	0.14	3122	0.05	12704
12705	170	0.31	5311	0.08	12705
12801	144	0.26	3629	0.05	12801
12802	94	0.17	1982	0.03	12802
12804	182	0.33	4080	0.06	12804
12901	268	0.49	9362	0.14	12901
12902	107	0.20	3556	0.05	12902
12904	97	0.18	3600	0.05	12904
13101	163	0.30	4708	0.07	13101
13102	83	0.15	2697	0.04	13102
13104	91	0.17	2065	0.03	13104
28001	163	0.30	7527	0.11	28001
28002	187	0.34	8026	0.12	28002
28004	78	0.14	2015	0.03	28004
28701	280	0.51	4885	0.07	28701
28702	128	0.23	2901	0.04	28702
28704	76	0.14	1190	0.02	28704
32101	290	0.53	9208	0.14	32101
32102	107	0.20	2405	0.04	32102
32104	78	0.14	1704	0.03	32104
32601	255	0.47	6070	0.09	32601
32602	90	0.16	2826	0.04	32602
32604	77	0.14	1442	0.02	32604
33001	166	0.30	9024	0.14	33001
33002	132	0.24	5362	0.08	33002
36601	153	0.28	3901	0.06	36601
36602	102	0.19	3278	0.05	36602
36604	207	0.38	7553	0.11	36604
38501	175	0.32	7599	0.11	38501
38502	125	0.23	4317	0.06	38502
38504	90	0.16	3811	0.06	38504
60601	165	0.30	21400	0.32	60601

2002 HEALTH CARE SURVEY OF DOD BENEFICIARIES – FINAL

60602	144	0.26	14847	0.22	60602
60701	208	0.38	18034	0.27	60701
60702	157	0.29	12194	0.18	60702
60901	184	0.34	27186	0.41	60901
60902	160	0.29	14652	0.22	60902
61202	299	0.55	36167	0.54	61202
61601	115	0.21	3888	0.06	61601
61602	146	0.27	4903	0.07	61602
61702	297	0.54	26630	0.40	61702
62001	162	0.30	5881	0.09	62001
62002	61	0.11	2992	0.04	62002
62004	88	0.16	4005	0.06	62004
62101	140	0.26	17095	0.26	62101
62102	94	0.17	6136	0.09	62102
62201	166	0.30	19500	0.29	62201
62202	97	0.18	7124	0.11	62202
63301	182	0.33	11699	0.18	63301
63302	117	0.21	8411	0.13	63302
63802	259	0.47	11785	0.18	63802
64001	208	0.38	9251	0.14	64001
64002	110	0.20	6253	0.09	64002
80401	208	0.38	7223	0.11	80401
80402	93	0.17	3853	0.06	80402
80501	212	0.39	5905	0.09	80501
80502	122	0.22	3934	0.06	80502
80601	250	0.46	10026	0.15	80601
80602	99	0.18	5105	0.08	80602
713901	263	0.48	6966	0.10	713901
713902	170	0.31	3544	0.05	713902
999002	180	0.33	136963	2.05	999002
999101	179	0.33	76702	1.15	999101
999102	138	0.25	21255	0.32	999102
999103	298	0.54	44801	0.67	999103
999104	138	0.25	43811	0.66	999104
999105	757	1.38	374341	5.62	999105
999106	541	0.99	301016	4.52	999106
999201	173	0.32	46574	0.70	999201
999202	145	0.27	19901	0.30	999202
999203	190	0.35	27136	0.41	999203
999204	235	0.43	74479	1.12	999204
999205	627	1.15	265019	3.98	999205
999206	641	1.17	299889	4.50	999206
999301	182	0.33	59950	0.90	999301
999302	130	0.24	19566	0.29	999302
999303	263	0.48	41756	0.63	999303
999304	174	0.32	64854	0.97	999304
999305	759	1.39	413472	6.20	999305
999306	604	1.10	369279	5.54	999306

WRWT - Final Weight						
Value	Unweighted		Weighted		Formatted Value	
	Count	Percent	Count	Percent		
26.017 -- 93.593	5676	10.38	104544	1.57	Minimum to 10th Percentile	
93.982 -- 137.163	8033	14.69	229787	3.45	>10th to 25th Percentile	
137.579 -- 292.746	13714	25.08	689948	10.35	>25th to 50th Percentile	
293.231 -- 537.167	13610	24.89	1384778	20.78	>50th to 75th Percentile	
538.062 -- 1266.541	8198	14.99	1510916	22.67	>75th to 90th Percentile	
1267.158 -- 26472.02	5452	9.97	2745615	41.19	>90th to 100th Percentile	

CWRWT - Combined Annual Final Weight						
Value	Unweighted		Weighted		Formatted Value	
	Count	Percent	Count	Percent		
6.504 -- 23.770	5911	10.81	110105	1.65	Minimum to 10th Percentile	
23.839 -- 34.410	7881	14.41	227081	3.41	>10th to 25th Percentile	
34.569 -- 73.492	13678	25.01	690479	10.36	>25th to 50th Percentile	
73.615 -- 134.292	13563	24.80	1381391	20.72	>50th to 75th Percentile	
134.516 -- 316.789	8210	15.01	1514379	22.72	>75th to 90th Percentile	
320.299 -- 2962.371	5440	9.95	2742151	41.14	>90th to 100th Percentile	

QUARTERLY FREQUENCIES

MPRID - Unique MPR Identifier										
		Unweighted								
Value	Formatted Value	Count	Q1 Percent	Count	Q2 Percent	Count	Q3 Percent	Count	Q4 Percent	Count
05831029 -- 07910367	00000001-- 99999999	13860	100.00	13954	100.00	14096	100.00	12773	100.00	
		Weighted								
Value	Formatted Value	Count	Q1 Percent	Count	Q2 Percent	Count	Q3 Percent	Count	Q4 Percent	Count
05831029 -- 07910367	00000001-- 99999999	6508885	100.00	6659682	100.00	6748042	100.00	6745737	100.00	

SVCSMPL - Branch of Service Sampling Variable										
		Unweighted								
Value	Formatted Value	Count	Q1 Percent	Count	Q2 Percent	Count	Q3 Percent	Count	Q4 Percent	Count
1	Army	4495	32.43	4462	31.98	4511	32.00	4086	31.99	
2	Navy	2864	20.66	2846	20.40	2802	19.88	2479	19.41	
3	Marine Corps	858	6.19	868	6.22	897	6.36	785	6.15	
4	Air Force	5270	38.02	5437	38.96	5542	39.32	5086	39.82	
5	Coast Guard	307	2.22	269	1.93	265	1.88	264	2.07	
6	Other/Unknown	66	0.48	72	0.52	79	0.56	73	0.57	
		Weighted								
Value	Formatted Value	Count	Q1 Percent	Count	Q2 Percent	Count	Q3 Percent	Count	Q4 Percent	Count
1	Army	2309031	35.48	2307511	34.65	2378344	35.24	2328114	34.51	
2	Navy	1639831	25.19	1689080	25.36	1626354	24.10	1610576	23.88	
3	Marine Corps	424044	6.51	414674	6.23	438081	6.49	442089	6.55	
4	Air Force	1989160	30.56	2102686	31.57	2136196	31.66	2167911	32.14	
5	Coast Guard	125056	1.92	117123	1.76	129530	1.92	154981	2.30	
6	Other/Unknown	21762	0.33	28608	0.43	39538	0.59	42066	0.62	

SEXSMPL - Sex Sampling Variable										
Unweighted										
Value	Formatted Value	Q1		Q2		Q3		Q4		
		Count	Percent	Count	Percent	Count	Percent	Count	Percent	
1	Male	6860	49.49	6928	49.65	6980	49.52	6333	49.58	
2	Female	7000	50.51	7026	50.35	7116	50.48	6440	50.42	
Weighted										
Value	Formatted Value	Q1		Q2		Q3		Q4		
		Count	Percent	Count	Percent	Count	Percent	Count	Percent	
1	Male	3377607	51.89	3449717	51.80	3479115	51.56	3488695	51.72	
2	Female	3131277	48.11	3209965	48.20	3268927	48.44	3257042	48.28	

STRATUM - Sampling STRATUM										
Unweighted										
Value	Formatted Value	Q1		Q2		Q3		Q4		
		Count	Percent	Count	Percent	Count	Percent	Count	Percent	
101	101	41	0.30	29	0.21	37	0.26	30	0.23	
102	102	17	0.12	22	0.16	22	0.16	18	0.14	
104	104	59	0.43	51	0.37	53	0.38	47	0.37	
301	301	26	0.19	17	0.12	21	0.15	17	0.13	
302	302	17	0.12	19	0.14	20	0.14	20	0.16	
304	304	21	0.15	19	0.14	22	0.16	16	0.13	
305	305	21	0.15	33	0.24	25	0.18	20	0.16	
306	306	18	0.13	27	0.19	21	0.15	20	0.16	
401	401	60	0.43	57	0.41	53	0.38	49	0.38	
402	402	30	0.22	39	0.28	35	0.25	33	0.26	
404	404	36	0.26	33	0.24	32	0.23	36	0.28	
501	501	44	0.32	60	0.43	45	0.32	36	0.28	
502	502	19	0.14	18	0.13	15	0.11	19	0.15	
504	504	15	0.11	13	0.09	17	0.12	14	0.11	
505	505	18	0.13	13	0.09	15	0.11	12	0.09	
601	601	26	0.19	37	0.27	43	0.31	33	0.26	
602	602	20	0.14	29	0.21	23	0.16	23	0.18	
604	604	21	0.15	21	0.15	23	0.16	19	0.15	
605	605	18	0.13	19	0.14	15	0.11	20	0.16	
606	606	20	0.14	21	0.15	18	0.13	16	0.13	
801	801	44	0.32	48	0.34	50	0.35	38	0.30	
802	802	24	0.17	17	0.12	18	0.13	21	0.16	
804	804	37	0.27	23	0.16	41	0.29	33	0.26	
901	901	24	0.17	25	0.18	26	0.18	24	0.19	
902	902	22	0.16	22	0.16	17	0.12	12	0.09	
903	903	20	0.14	19	0.14	19	0.13	12	0.09	
904	904	23	0.17	25	0.18	29	0.21	30	0.23	
905	905	34	0.25	35	0.25	36	0.26	28	0.22	
906	906	39	0.28	47	0.34	48	0.34	45	0.35	
1001	1001	49	0.35	50	0.36	42	0.30	36	0.28	
1002	1002	19	0.14	25	0.18	26	0.18	21	0.16	
1004	1004	33	0.24	34	0.24	49	0.35	45	0.35	
1301	1301	60	0.43	50	0.36	57	0.40	54	0.42	
1302	1302	23	0.17	24	0.17	28	0.20	29	0.23	
1304	1304	26	0.19	29	0.21	30	0.21	19	0.15	

2002 HEALTH CARE SURVEY OF DOD BENEFICIARIES – FINAL

1401	1401	29	0.21	35	0.25	39	0.28	37	0.29
1402	1402	20	0.14	20	0.14	16	0.11	19	0.15
1403	1403	25	0.18	24	0.17	12	0.09	12	0.09
1404	1404	21	0.15	35	0.25	36	0.26	37	0.29
1405	1405	22	0.16	27	0.19	37	0.26	32	0.25
1406	1406	33	0.24	55	0.39	49	0.35	55	0.43
1901	1901	60	0.43	53	0.38	52	0.37	66	0.52
1902	1902	28	0.20	29	0.21	32	0.23	28	0.22
1904	1904	19	0.14	30	0.21	26	0.18	25	0.20
2401	2401	25	0.18	24	0.17	42	0.30	29	0.23
2402	2402	19	0.14	35	0.25	34	0.24	24	0.19
2403	2403	23	0.17	7	0.05	19	0.13	17	0.13
2404	2404	24	0.17	20	0.14	24	0.17	23	0.18
2405	2405	18	0.13	20	0.14	19	0.13	17	0.13
2406	2406	23	0.17	40	0.29	37	0.26	31	0.24
2801	2801	18	0.13	15	0.11	19	0.13	13	0.10
2802	2802	20	0.14	22	0.16	15	0.11	17	0.13
2804	2804	18	0.13	18	0.13	25	0.18	18	0.14
2805	2805	13	0.09	20	0.14	20	0.14	22	0.17
2806	2806	22	0.16	18	0.13	22	0.16	20	0.16
2901	2901	22	0.16	44	0.32	45	0.32	42	0.33
2902	2902	27	0.19	30	0.21	25	0.18	19	0.15
2903	2903	13	0.09	22	0.16	22	0.16	17	0.13
2904	2904	18	0.13	20	0.14	29	0.21	23	0.18
2905	2905	13	0.09	28	0.20	24	0.17	30	0.23
2906	2906	20	0.14	22	0.16	32	0.23	26	0.20
3001	3001	23	0.17	18	0.13	26	0.18	12	0.09
3002	3002	13	0.09	15	0.11	21	0.15	15	0.12
3004	3004	15	0.11	19	0.14	23	0.16	15	0.12
3005	3005	21	0.15	19	0.14	22	0.16	12	0.09
3006	3006	21	0.15	15	0.11	18	0.13	16	0.13
3201	3201	11	0.08	24	0.17	24	0.17	18	0.14
3202	3202	15	0.11	14	0.10	21	0.15	12	0.09
3203	3203	13	0.09	19	0.14	20	0.14	13	0.10
3204	3204	25	0.18	18	0.13	17	0.12	20	0.16
3205	3205	20	0.14	16	0.11	16	0.11	16	0.13
3206	3206	19	0.14	23	0.16	21	0.15	22	0.17
3301	3301	23	0.17	43	0.31	46	0.33	34	0.27
3302	3302	21	0.15	23	0.16	26	0.18	25	0.20
3304	3304	17	0.12	33	0.24	30	0.21	42	0.33
3305	3305	18	0.13	34	0.24	27	0.19	33	0.26
3306	3306	20	0.14	22	0.16	26	0.18	21	0.16
3501	3501	68	0.49	67	0.48	48	0.34	43	0.34
3502	3502	22	0.16	34	0.24	25	0.18	25	0.20
3504	3504	20	0.14	18	0.13	24	0.17	19	0.15
3601	3601	38	0.27	37	0.27	47	0.33	36	0.28
3602	3602	15	0.11	14	0.10	24	0.17	15	0.12
3604	3604	26	0.19	32	0.23	19	0.13	20	0.16
3606	3606	19	0.14	22	0.16	25	0.18	23	0.18
3701	3701	38	0.27	65	0.47	56	0.40	63	0.49
3702	3702	21	0.15	19	0.14	25	0.18	19	0.15
3703	3703	22	0.16	20	0.14	22	0.16	24	0.19
3704	3704	20	0.14	17	0.12	14	0.10	21	0.16
3705	3705	21	0.15	40	0.29	29	0.21	22	0.17
3706	3706	26	0.19	26	0.19	31	0.22	29	0.23
3801	3801	30	0.22	38	0.27	50	0.35	37	0.29
3802	3802	23	0.17	23	0.16	22	0.16	22	0.17
3803	3803	16	0.12	24	0.17	20	0.14	18	0.14
3804	3804	29	0.21	23	0.16	31	0.22	31	0.24
3805	3805	28	0.20	29	0.21	32	0.23	21	0.16
3806	3806	19	0.14	28	0.20	24	0.17	27	0.21
3901	3901	34	0.25	42	0.30	43	0.31	30	0.23
3902	3902	29	0.21	31	0.22	30	0.21	18	0.14
3903	3903	21	0.15	18	0.13	25	0.18	16	0.13
3904	3904	18	0.13	37	0.27	32	0.23	29	0.23
3905	3905	28	0.20	37	0.27	39	0.28	38	0.30
3906	3906	17	0.12	28	0.20	24	0.17	28	0.22
4201	4201	29	0.21	27	0.19	23	0.16	30	0.23
4202	4202	25	0.18	17	0.12	20	0.14	11	0.09
4203	4203	25	0.18	22	0.16	26	0.18	19	0.15
4204	4204	20	0.14	26	0.19	16	0.11	27	0.21

2002 HEALTH CARE SURVEY OF DOD BENEFICIARIES – FINAL

4205	4205	23	0.17	38	0.27	34	0.24	39	0.31
4206	4206	21	0.15	33	0.24	23	0.16	31	0.24
4301	4301	50	0.36	41	0.29	43	0.31	31	0.24
4302	4302	24	0.17	21	0.15	23	0.16	17	0.13
4304	4304	44	0.32	40	0.29	46	0.33	42	0.33
4501	4501	30	0.22	28	0.20	27	0.19	15	0.12
4502	4502	23	0.17	20	0.14	21	0.15	16	0.13
4503	4503	21	0.15	21	0.15	22	0.16	21	0.16
4504	4504	23	0.17	40	0.29	38	0.27	36	0.28
4505	4505	36	0.26	51	0.37	49	0.35	41	0.32
4506	4506	43	0.31	62	0.44	70	0.50	65	0.51
4601	4601	28	0.20	29	0.21	28	0.20	27	0.21
4602	4602	16	0.12	27	0.19	19	0.13	7	0.05
4604	4604	56	0.40	66	0.47	71	0.50	71	0.56
4701	4701	28	0.20	51	0.37	52	0.37	44	0.34
4702	4702	22	0.16	25	0.18	20	0.14	20	0.16
4704	4704	20	0.14	29	0.21	38	0.27	36	0.28
4705	4705	21	0.15	14	0.10	18	0.13	19	0.15
4706	4706	23	0.17	21	0.15	24	0.17	21	0.16
4801	4801	19	0.14	22	0.16	23	0.16	34	0.27
4802	4802	18	0.13	14	0.10	16	0.11	16	0.13
4803	4803	14	0.10	23	0.16	15	0.11	17	0.13
4804	4804	18	0.13	15	0.11	23	0.16	20	0.16
4805	4805	16	0.12	17	0.12	17	0.12	17	0.13
4806	4806	23	0.17	24	0.17	23	0.16	27	0.21
4901	4901	20	0.14	29	0.21	22	0.16	21	0.16
4902	4902	16	0.12	15	0.11	17	0.12	13	0.10
4903	4903	11	0.08	14	0.10	18	0.13	11	0.09
4904	4904	15	0.11	16	0.11	11	0.08	22	0.17
4905	4905	16	0.12	19	0.14	15	0.11	10	0.08
4906	4906	17	0.12	18	0.13	19	0.13	21	0.16
5101	5101	62	0.45	55	0.39	53	0.38	43	0.34
5102	5102	34	0.25	24	0.17	36	0.26	21	0.16
5104	5104	38	0.27	33	0.24	28	0.20	28	0.22
5201	5201	18	0.13	48	0.34	44	0.31	41	0.32
5202	5202	15	0.11	21	0.15	15	0.11	16	0.13
5203	5203	22	0.16	22	0.16	23	0.16	17	0.13
5204	5204	22	0.16	28	0.20	15	0.11	15	0.12
5205	5205	17	0.12	19	0.14	17	0.12	20	0.16
5206	5206	17	0.12	21	0.15	22	0.16	23	0.18
5301	5301	35	0.25	45	0.32	35	0.25	36	0.28
5302	5302	22	0.16	25	0.18	20	0.14	16	0.13
5304	5304	22	0.16	22	0.16	21	0.15	17	0.13
5305	5305	22	0.16	22	0.16	27	0.19	25	0.20
5501	5501	32	0.23	32	0.23	30	0.21	34	0.27
5502	5502	28	0.20	16	0.11	27	0.19	22	0.17
5503	5503	20	0.14	19	0.14	19	0.13	22	0.17
5504	5504	18	0.13	21	0.15	19	0.13	23	0.18
5505	5505	26	0.19	29	0.21	32	0.23	29	0.23
5506	5506	23	0.17	23	0.16	21	0.15	23	0.18
5601	5601	27	0.19	38	0.27	34	0.24	21	0.16
5602	5602	22	0.16	14	0.10	19	0.13	20	0.16
5603	5603	18	0.13	13	0.09	17	0.12	16	0.13
5604	5604	24	0.17	22	0.16	18	0.13	13	0.10
5605	5605	15	0.11	16	0.11	26	0.18	22	0.17
5606	5606	20	0.14	12	0.09	16	0.11	20	0.16
5701	5701	24	0.17	23	0.16	23	0.16	39	0.31
5702	5702	17	0.12	24	0.17	16	0.11	23	0.18
5704	5704	22	0.16	15	0.11	21	0.15	20	0.16
5705	5705	20	0.14	22	0.16	19	0.13	20	0.16
5706	5706	25	0.18	18	0.13	16	0.11	16	0.13
5801	5801	69	0.50	46	0.33	60	0.43	53	0.41
5802	5802	36	0.26	26	0.19	33	0.23	25	0.20
5804	5804	37	0.27	30	0.21	30	0.21	26	0.20
5901	5901	54	0.39	49	0.35	45	0.32	36	0.28
5902	5902	22	0.16	29	0.21	23	0.16	28	0.22
5904	5904	23	0.17	24	0.17	31	0.22	27	0.21
6001	6001	19	0.14	40	0.29	32	0.23	30	0.23
6002	6002	17	0.12	25	0.18	32	0.23	17	0.13
6003	6003	14	0.10	19	0.14	13	0.09	14	0.11
6004	6004	17	0.12	15	0.11	23	0.16	18	0.14

2002 HEALTH CARE SURVEY OF DOD BENEFICIARIES – FINAL

6005	6005	17	0.12	14	0.10	21	0.15	17	0.13
6006	6006	20	0.14	21	0.15	19	0.13	23	0.18
6101	6101	27	0.19	24	0.17	34	0.24	32	0.25
6102	6102	25	0.18	16	0.11	16	0.11	19	0.15
6103	6103	19	0.14	25	0.18	14	0.10	12	0.09
6104	6104	19	0.14	18	0.13	23	0.16	19	0.15
6105	6105	18	0.13	30	0.21	24	0.17	20	0.16
6106	6106	24	0.17	22	0.16	23	0.16	22	0.17
6201	6201	53	0.38	49	0.35	46	0.33	45	0.35
6202	6202	31	0.22	23	0.16	18	0.13	16	0.13
6204	6204	29	0.21	26	0.19	30	0.21	25	0.20
6401	6401	22	0.16	30	0.21	32	0.23	23	0.18
6402	6402	12	0.09	16	0.11	12	0.09	16	0.13
6404	6404	20	0.14	23	0.16	18	0.13	19	0.15
6405	6405	18	0.13	12	0.09	8	0.06	18	0.14
6406	6406	23	0.17	20	0.14	17	0.12	18	0.14
6601	6601	38	0.27	47	0.34	46	0.33	48	0.38
6602	6602	16	0.12	20	0.14	22	0.16	19	0.15
6603	6603	27	0.19	21	0.15	24	0.17	28	0.22
6604	6604	19	0.14	18	0.13	26	0.18	20	0.16
6605	6605	28	0.20	31	0.22	34	0.24	29	0.23
6606	6606	23	0.17	20	0.14	20	0.14	20	0.16
6701	6701	45	0.32	35	0.25	49	0.35	51	0.40
6702	6702	26	0.19	31	0.22	26	0.18	24	0.19
6703	6703	32	0.23	28	0.20	30	0.21	19	0.15
6704	6704	22	0.16	21	0.15	23	0.16	17	0.13
6705	6705	22	0.16	31	0.22	34	0.24	32	0.25
6706	6706	21	0.15	27	0.19	26	0.18	30	0.23
6901	6901	56	0.40	66	0.47	58	0.41	66	0.52
6902	6902	28	0.20	30	0.21	26	0.18	29	0.23
6904	6904	20	0.14	24	0.17	41	0.29	35	0.27
7301	7301	24	0.17	23	0.16	27	0.19	24	0.19
7302	7302	18	0.13	18	0.13	17	0.12	15	0.12
7304	7304	20	0.14	26	0.19	23	0.16	24	0.19
7305	7305	13	0.09	19	0.14	18	0.13	15	0.12
7306	7306	16	0.12	22	0.16	24	0.17	22	0.17
7501	7501	27	0.19	33	0.24	31	0.22	19	0.15
7502	7502	25	0.18	25	0.18	21	0.15	18	0.14
7504	7504	25	0.18	19	0.14	18	0.13	19	0.15
7505	7505	21	0.15	18	0.13	19	0.13	18	0.14
7506	7506	20	0.14	20	0.14	21	0.15	22	0.17
7801	7801	26	0.19	31	0.22	38	0.27	40	0.31
7802	7802	26	0.19	24	0.17	20	0.14	26	0.20
7804	7804	23	0.17	23	0.16	21	0.15	23	0.18
7805	7805	20	0.14	31	0.22	33	0.23	30	0.23
7806	7806	21	0.15	19	0.14	24	0.17	20	0.16
7901	7901	22	0.16	18	0.13	19	0.13	16	0.13
7902	7902	15	0.11	15	0.11	12	0.09	13	0.10
7904	7904	23	0.17	29	0.21	29	0.21	29	0.23
7905	7905	27	0.19	35	0.25	39	0.28	37	0.29
7906	7906	19	0.14	37	0.27	38	0.27	39	0.31
8301	8301	45	0.32	54	0.39	54	0.38	36	0.28
8302	8302	23	0.17	18	0.13	28	0.20	19	0.15
8304	8304	39	0.28	32	0.23	33	0.23	40	0.31
8601	8601	30	0.22	38	0.27	18	0.13	29	0.23
8602	8602	26	0.19	27	0.19	24	0.17	23	0.18
8603	8603	14	0.10	17	0.12	25	0.18	16	0.13
8604	8604	16	0.12	22	0.16	17	0.12	18	0.14
8605	8605	22	0.16	21	0.15	22	0.16	20	0.16
8606	8606	18	0.13	21	0.15	28	0.20	22	0.17
8901	8901	19	0.14	45	0.32	57	0.40	56	0.44
8902	8902	18	0.13	26	0.19	47	0.33	23	0.18
8903	8903	25	0.18	19	0.14	19	0.13	18	0.14
8904	8904	10	0.07	19	0.14	20	0.14	19	0.15
8905	8905	18	0.13	30	0.21	28	0.20	22	0.17
8906	8906	19	0.14	21	0.15	16	0.11	21	0.16
9001	9001	51	0.37	52	0.37	43	0.31	49	0.38
9002	9002	21	0.15	26	0.19	25	0.18	14	0.11
9004	9004	28	0.20	34	0.24	33	0.23	27	0.21
9101	9101	24	0.17	34	0.24	28	0.20	28	0.22
9102	9102	24	0.17	26	0.19	25	0.18	26	0.20

2002 HEALTH CARE SURVEY OF DOD BENEFICIARIES – FINAL

9103	9103	16	0.12	17	0.12	17	0.12	13	0.10
9104	9104	21	0.15	15	0.11	19	0.13	16	0.13
9105	9105	19	0.14	20	0.14	21	0.15	18	0.14
9106	9106	24	0.17	23	0.16	18	0.13	25	0.20
9201	9201	20	0.14	18	0.13	17	0.12	16	0.13
9202	9202	21	0.15	20	0.14	12	0.09	15	0.12
9204	9204	17	0.12	18	0.13	20	0.14	25	0.20
9205	9205	15	0.11	17	0.12	22	0.16	19	0.15
9206	9206	20	0.14	17	0.12	22	0.16	22	0.17
9501	9501	24	0.17	30	0.21	26	0.18	32	0.25
9502	9502	21	0.15	23	0.16	21	0.15	14	0.11
9504	9504	27	0.19	35	0.25	27	0.19	29	0.23
9505	9505	19	0.14	27	0.19	24	0.17	21	0.16
9506	9506	21	0.15	20	0.14	27	0.19	26	0.20
9601	9601	45	0.32	59	0.42	67	0.48	58	0.45
9602	9602	28	0.20	39	0.28	36	0.26	35	0.27
9604	9604	25	0.18	23	0.16	29	0.21	29	0.23
9801	9801	27	0.19	35	0.25	31	0.22	28	0.22
9802	9802	18	0.13	16	0.11	22	0.16	15	0.12
9804	9804	23	0.17	19	0.14	15	0.11	23	0.18
9805	9805	17	0.12	14	0.10	17	0.12	14	0.11
9806	9806	17	0.12	19	0.14	16	0.11	22	0.17
10101	10101	20	0.14	17	0.12	30	0.21	13	0.10
10102	10102	20	0.14	18	0.13	16	0.11	19	0.15
10104	10104	19	0.14	27	0.19	17	0.12	20	0.16
10105	10105	21	0.15	26	0.19	17	0.12	16	0.13
10106	10106	21	0.15	16	0.11	18	0.13	24	0.19
10301	10301	19	0.14	22	0.16	29	0.21	18	0.14
10302	10302	26	0.19	27	0.19	18	0.13	14	0.11
10303	10303	26	0.19	28	0.20	26	0.18	31	0.24
10304	10304	28	0.20	24	0.17	22	0.16	21	0.16
10305	10305	24	0.17	29	0.21	32	0.23	30	0.23
10306	10306	17	0.12	21	0.15	14	0.10	19	0.15
10401	10401	12	0.09	13	0.09	20	0.14	9	0.07
10402	10402	15	0.11	16	0.11	25	0.18	15	0.12
10404	10404	20	0.14	22	0.16	20	0.14	19	0.15
10405	10405	25	0.18	21	0.15	19	0.13	15	0.12
10406	10406	18	0.13	19	0.14	24	0.17	17	0.13
10501	10501	13	0.09	14	0.10	26	0.18	17	0.13
10502	10502	14	0.10	14	0.10	20	0.14	17	0.13
10504	10504	23	0.17	18	0.13	18	0.13	17	0.13
10505	10505	23	0.17	21	0.15	19	0.13	20	0.16
10506	10506	24	0.17	27	0.19	24	0.17	22	0.17
10801	10801	13	0.09	21	0.15	25	0.18	38	0.30
10802	10802	22	0.16	15	0.11	21	0.15	15	0.12
10803	10803	16	0.12	13	0.09	17	0.12	13	0.10
10804	10804	23	0.17	17	0.12	25	0.18	22	0.17
10805	10805	20	0.14	20	0.14	16	0.11	10	0.08
10806	10806	22	0.16	19	0.14	20	0.14	16	0.13
10901	10901	25	0.18	27	0.19	22	0.16	21	0.16
10902	10902	22	0.16	19	0.14	24	0.17	12	0.09
10903	10903	21	0.15	22	0.16	23	0.16	13	0.10
10904	10904	26	0.19	34	0.24	31	0.22	34	0.27
10905	10905	24	0.17	32	0.23	30	0.21	20	0.16
10906	10906	34	0.25	46	0.33	41	0.29	45	0.35
11001	11001	17	0.12	55	0.39	65	0.46	39	0.31
11002	11002	17	0.12	24	0.17	29	0.21	25	0.20
11003	11003	12	0.09	13	0.09	15	0.11	9	0.07
11004	11004	18	0.13	22	0.16	23	0.16	18	0.14
11005	11005	17	0.12	21	0.15	16	0.11	22	0.17
11006	11006	22	0.16	21	0.15	20	0.14	20	0.16
11201	11201	52	0.38	43	0.31	53	0.38	55	0.43
11202	11202	25	0.18	24	0.17	34	0.24	28	0.22
11204	11204	27	0.19	20	0.14	25	0.18	22	0.17
11301	11301	22	0.16	21	0.15	22	0.16	18	0.14
11302	11302	21	0.15	19	0.14	17	0.12	22	0.17
11304	11304	21	0.15	27	0.19	24	0.17	22	0.17
11305	11305	20	0.14	15	0.11	23	0.16	12	0.09
11306	11306	20	0.14	24	0.17	21	0.15	18	0.14
11701	11701	18	0.13	32	0.23	37	0.26	31	0.24
11702	11702	22	0.16	18	0.13	19	0.13	15	0.12

2002 HEALTH CARE SURVEY OF DOD BENEFICIARIES – FINAL

11704	11704	29	0.21	26	0.19	31	0.22	31	0.24
11705	11705	21	0.15	15	0.11	19	0.13	14	0.11
11706	11706	27	0.19	33	0.24	30	0.21	29	0.23
11801	11801	35	0.25	53	0.38	49	0.35	42	0.33
11802	11802	23	0.17	30	0.21	29	0.21	28	0.22
11804	11804	35	0.25	29	0.21	26	0.18	30	0.23
11901	11901	54	0.39	49	0.35	62	0.44	52	0.41
11902	11902	23	0.17	29	0.21	35	0.25	24	0.19
11904	11904	18	0.13	23	0.16	24	0.17	26	0.20
12001	12001	36	0.26	29	0.21	39	0.28	28	0.22
12002	12002	22	0.16	25	0.18	28	0.20	18	0.14
12003	12003	29	0.21	18	0.13	28	0.20	17	0.13
12004	12004	23	0.17	19	0.14	15	0.11	15	0.12
12005	12005	24	0.17	21	0.15	28	0.20	21	0.16
12006	12006	20	0.14	20	0.14	18	0.13	22	0.17
12101	12101	19	0.14	19	0.14	22	0.16	27	0.21
12102	12102	13	0.09	18	0.13	15	0.11	12	0.09
12103	12103	15	0.11	21	0.15	26	0.18	17	0.13
12104	12104	24	0.17	16	0.11	18	0.13	22	0.17
12105	12105	22	0.16	25	0.18	28	0.20	23	0.18
12106	12106	20	0.14	24	0.17	22	0.16	24	0.19
12301	12301	34	0.25	31	0.22	47	0.33	27	0.21
12302	12302	32	0.23	24	0.17	33	0.23	25	0.20
12303	12303	28	0.20	41	0.29	29	0.21	27	0.21
12304	12304	24	0.17	34	0.24	48	0.34	38	0.30
12305	12305	40	0.29	59	0.42	58	0.41	66	0.52
12306	12306	17	0.12	37	0.27	36	0.26	38	0.30
12401	12401	28	0.20	49	0.35	57	0.40	51	0.40
12402	12402	25	0.18	28	0.20	32	0.23	29	0.23
12403	12403	31	0.22	34	0.24	34	0.24	27	0.21
12404	12404	15	0.11	17	0.12	15	0.11	16	0.13
12405	12405	25	0.18	37	0.27	36	0.26	48	0.38
12406	12406	19	0.14	18	0.13	18	0.13	21	0.16
12501	12501	30	0.22	45	0.32	37	0.26	27	0.21
12502	12502	20	0.14	24	0.17	27	0.19	22	0.17
12503	12503	16	0.12	13	0.09	17	0.12	21	0.16
12504	12504	28	0.20	34	0.24	44	0.31	36	0.28
12505	12505	20	0.14	25	0.18	27	0.19	29	0.23
12506	12506	25	0.18	36	0.26	39	0.28	40	0.31
12601	12601	16	0.12	36	0.26	31	0.22	34	0.27
12602	12602	23	0.17	29	0.21	21	0.15	19	0.15
12604	12604	18	0.13	20	0.14	24	0.17	18	0.14
12605	12605	19	0.14	14	0.10	20	0.14	22	0.17
12606	12606	18	0.13	23	0.16	22	0.16	21	0.16
12701	12701	22	0.16	25	0.18	24	0.17	16	0.13
12702	12702	20	0.14	20	0.14	22	0.16	19	0.15
12704	12704	17	0.12	21	0.15	20	0.14	19	0.15
12705	12705	29	0.21	19	0.14	15	0.11	18	0.14
12706	12706	23	0.17	25	0.18	16	0.11	25	0.20
12801	12801	44	0.32	34	0.24	34	0.24	32	0.25
12802	12802	30	0.22	20	0.14	23	0.16	21	0.16
12804	12804	50	0.36	38	0.27	49	0.35	45	0.35
12901	12901	80	0.58	66	0.47	58	0.41	64	0.50
12902	12902	25	0.18	32	0.23	24	0.17	26	0.20
12904	12904	26	0.19	24	0.17	23	0.16	24	0.19
13101	13101	52	0.38	42	0.30	44	0.31	25	0.20
13102	13102	23	0.17	19	0.14	15	0.11	26	0.20
13105	13105	24	0.17	23	0.16	19	0.13	25	0.20
25201	25201	78	0.56
25202	25202	28	0.20
25204	25204	27	0.19
28001	28001	40	0.29	49	0.35	45	0.32	29	0.23
28002	28002	49	0.35	49	0.35	47	0.33	42	0.33
28004	28004	19	0.14	25	0.18	17	0.12	17	0.13
28701	28701	69	0.50	74	0.53	83	0.59	54	0.42
28702	28702	33	0.24	32	0.23	36	0.26	27	0.21
28704	28704	20	0.14	18	0.13	19	0.13	19	0.15
32101	32101	72	0.52	80	0.57	78	0.55	60	0.47
32102	32102	25	0.18	32	0.23	27	0.19	23	0.18
32104	32104	19	0.14	21	0.15	20	0.14	18	0.14
32601	32601	67	0.48	62	0.44	63	0.45	63	0.49

2002 HEALTH CARE SURVEY OF DOD BENEFICIARIES – FINAL

32602	32602	27	0.19	26	0.19	19	0.13	18	0.14
32604	32604	21	0.15	15	0.11	21	0.15	20	0.16
33001	33001	51	0.37	34	0.24	42	0.30	39	0.31
33002	33002	32	0.23	30	0.21	32	0.23	38	0.30
36601	36601	48	0.35	31	0.22	39	0.28	35	0.27
36602	36602	26	0.19	25	0.18	34	0.24	17	0.13
36604	36604	53	0.38	47	0.34	58	0.41	49	0.38
37801	37801	33	0.24
37802	37802	41	0.30
37804	37804	25	0.18
38501	38501	52	0.38	48	0.34	35	0.25	40	0.31
38502	38502	30	0.22	30	0.21	35	0.25	30	0.23
38504	38504	26	0.19	17	0.12	24	0.17	23	0.18
38701	38701	51	0.37
38702	38702	35	0.25
38704	38704	19	0.14
50801	50801	94	0.68
50802	50802	26	0.19
51101	51101	45	0.32
51102	51102	22	0.16
51104	51104	17	0.12
53401	53401	57	0.41
60601	60601	39	0.28	53	0.38	40	0.28	33	0.26
60602	60602	15	0.11	18	0.13	20	0.14	15	0.12
60603	60603	9	0.06	7	0.05	7	0.05	4	0.03
60605	60605	11	0.08	16	0.11	10	0.07	12	0.09
60701	60701	48	0.35	65	0.47	55	0.39	40	0.31
60702	60702	23	0.17	20	0.14	23	0.16	22	0.17
60705	60705	15	0.11	17	0.12	18	0.13	19	0.15
60901	60901	36	0.26	53	0.38	57	0.40	38	0.30
60902	60902	14	0.10	19	0.14	31	0.22	12	0.09
60903	60903	9	0.06	12	0.09	3	0.02	7	0.05
60905	60905	12	0.09	17	0.12	12	0.09	12	0.09
61201	61201	55	0.40	60	0.43	65	0.46	46	0.36
61202	61202	10	0.07	14	0.10	10	0.07	4	0.03
61205	61205	13	0.09	6	0.04	11	0.08	5	0.04
61601	61601	35	0.25	33	0.24	23	0.16	24	0.19
61602	61602	8	0.06	11	0.08	13	0.09	8	0.06
61605	61605	15	0.11	10	0.07	15	0.11	14	0.11
61606	61606	14	0.10	11	0.08	15	0.11	12	0.09
61701	61701	41	0.30	79	0.57	46	0.33	44	0.34
61702	61702	9	0.06	17	0.12	19	0.13	9	0.07
61705	61705	8	0.06	9	0.06	9	0.06	7	0.05
62001	62001	40	0.29	50	0.36	45	0.32	27	0.21
62002	62002	16	0.12	18	0.13	12	0.09	15	0.12
62005	62005	25	0.18	23	0.16	18	0.13	22	0.17
62101	62101	36	0.26	34	0.24	41	0.29	29	0.23
62102	62102	13	0.09	10	0.07	14	0.10	11	0.09
62103	62103	8	0.06
62105	62105	12	0.09	10	0.07	9	0.06	7	0.05
62201	62201	28	0.20	59	0.42	48	0.34	31	0.24
62202	62202	10	0.07	2	0.01	12	0.09	8	0.06
62203	62203	20	0.14	17	0.12	14	0.10	14	0.11
63301	63301	53	0.38	47	0.34	46	0.33	36	0.28
63302	63302	20	0.14	29	0.21	18	0.13	14	0.11
63305	63305	8	0.06	9	0.06	14	0.10	5	0.04
63801	63801	54	0.39	59	0.42	64	0.45	45	0.35
63805	63805	8	0.06	13	0.09	8	0.06	8	0.06
64001	64001	64	0.46	48	0.34	48	0.34	48	0.38
64002	64002	23	0.17	16	0.11	16	0.11	15	0.12
64005	64005	10	0.07	12	0.09	10	0.07	8	0.06
80401	80401	65	0.47	47	0.34	56	0.40	40	0.31
80402	80402	22	0.16	24	0.17	27	0.19	20	0.16
80501	80501	62	0.45	46	0.33	58	0.41	46	0.36
80502	80502	39	0.28	31	0.22	31	0.22	21	0.16
80601	80601	90	0.65	71	0.51	53	0.38	36	0.28
80602	80602	33	0.24	24	0.17	21	0.15	21	0.16
159201	159201	39	0.28
159202	159202	27	0.19
620101	620101	43	0.31
620102	620102	36	0.26

2002 HEALTH CARE SURVEY OF DOD BENEFICIARIES – FINAL

620104	620104	57	0.41
699201	699201	31	0.22	41	0.29
713901	713901	77	0.56	65	0.47	60	0.43	61	0.48
713902	713902	45	0.32	40	0.29	47	0.33	38	0.30
723601	723601	54	0.39
723602	723602	16	0.12
723604	723604	24	0.17
728601	728601	45	0.32
728602	728602	21	0.15
728604	728604	24	0.17
729301	729301	58	0.42
729401	729401	35	0.25
729402	729402	26	0.19
729404	729404	20	0.14
990101	990101	16	0.12
990102	990102	30	0.22
990103	990103	28	0.20
990104	990104	17	0.12
990105	990105	20	0.14
990106	990106	22	0.16
990201	990201	17	0.12
990202	990202	20	0.14
990203	990203	19	0.14
990204	990204	23	0.17
990205	990205	21	0.15
990206	990206	21	0.15
990301	990301	20	0.14
990302	990302	24	0.17
990303	990303	17	0.12
990304	990304	26	0.19
990305	990305	26	0.19
990306	990306	21	0.15
990401	990401	22	0.16
990402	990402	19	0.14
990403	990403	22	0.16
990404	990404	22	0.16
990405	990405	23	0.17
990406	990406	22	0.16
990501	990501	22	0.16
990502	990502	26	0.19
990503	990503	30	0.22
990504	990504	20	0.14
990505	990505	22	0.16
990506	990506	17	0.12
990601	990601	19	0.14
990602	990602	11	0.08
990603	990603	19	0.14
990604	990604	25	0.18
990605	990605	24	0.17
990606	990606	18	0.13
990801	990801	31	0.22
990802	990802	20	0.14
990803	990803	32	0.23
990804	990804	21	0.15
990805	990805	23	0.17
990806	990806	21	0.15
990901	990901	21	0.15
990902	990902	26	0.19
990903	990903	27	0.19
990904	990904	21	0.15
990905	990905	21	0.15
990906	990906	19	0.14
991001	991001	21	0.15
991002	991002	25	0.18
991003	991003	23	0.17
991004	991004	24	0.17
991005	991005	25	0.18
991006	991006	19	0.14
991101	991101	21	0.15
991102	991102	22	0.16
991103	991103	28	0.20

2002 HEALTH CARE SURVEY OF DOD BENEFICIARIES – FINAL

991104	991104	16	0.12
991105	991105	24	0.17
991106	991106	20	0.14
999001	999001	.	.	5	0.04	8	0.06	4	0.03
999002	999002	.	.	8	0.06	14	0.10	8	0.06
999003	999003	.	.	12	0.09	10	0.07	6	0.05
999004	999004	.	.	12	0.09	9	0.06	5	0.04
999005	999005	.	.	11	0.08	7	0.05	9	0.07
999006	999006	.	.	7	0.05	5	0.04	4	0.03
999101	999101	.	.	41	0.29	43	0.31	40	0.31
999102	999102	.	.	16	0.11	27	0.19	19	0.15
999103	999103	.	.	74	0.53	78	0.55	69	0.54
999104	999104	.	.	26	0.19	24	0.17	28	0.22
999105	999105	.	.	247	1.77	235	1.67	212	1.66
999106	999106	.	.	160	1.15	151	1.07	170	1.33
999201	999201	.	.	35	0.25	36	0.26	20	0.16
999202	999202	.	.	26	0.19	14	0.10	21	0.16
999203	999203	.	.	27	0.19	30	0.21	36	0.28
999204	999204	.	.	44	0.32	48	0.34	57	0.45
999205	999205	.	.	174	1.25	190	1.35	169	1.32
999206	999206	.	.	186	1.33	185	1.31	194	1.52
999301	999301	.	.	36	0.26	44	0.31	29	0.23
999302	999302	.	.	27	0.19	21	0.15	19	0.15
999303	999303	.	.	71	0.51	63	0.45	58	0.45
999304	999304	.	.	34	0.24	34	0.24	37	0.29
999305	999305	.	.	248	1.78	217	1.54	222	1.74
999306	999306	.	.	191	1.37	178	1.26	171	1.34
999901	999901	5	0.04
999902	999902	10	0.07
999903	999903	7	0.05
999904	999904	8	0.06
999905	999905	4	0.03
999906	999906	1	0.01

Weighted

Value	Formatted Value	Q1		Q2		Q3		Q4	
		Count	Percent	Count	Percent	Count	Percent	Count	Percent
101	101	4097	0.06	3777	0.06	3799	0.06	3928	0.06
102	102	2003	0.03	1953	0.03	1955	0.03	2008	0.03
104	104	5522	0.08	5658	0.08	5766	0.09	5930	0.09
301	301	4321	0.07	4314	0.06	4557	0.07	4496	0.07
302	302	3507	0.05	3561	0.05	3413	0.05	3602	0.05
304	304	2877	0.04	3003	0.05	3202	0.05	3265	0.05
305	305	7429	0.11	7130	0.11	7098	0.11	6968	0.10
306	306	5573	0.09	5792	0.09	5744	0.09	5790	0.09
401	401	3728	0.06	3912	0.06	3899	0.06	3913	0.06
402	402	3031	0.05	3198	0.05	3194	0.05	3233	0.05
404	404	3683	0.06	3743	0.06	3861	0.06	3777	0.06
501	501	11238	0.17	11366	0.17	11832	0.18	11977	0.18
502	502	4612	0.07	4618	0.07	4671	0.07	4655	0.07
504	504	1641	0.03	1789	0.03	1916	0.03	1964	0.03
505	505	1860	0.03	1716	0.03	1569	0.02	1511	0.02
601	601	7664	0.12	7407	0.11	7671	0.11	7732	0.11
602	602	6573	0.10	6525	0.10	6622	0.10	6544	0.10
604	604	5413	0.08	5444	0.08	5492	0.08	5549	0.08
605	605	3805	0.06	3768	0.06	3440	0.05	4103	0.06
606	606	3472	0.05	3563	0.05	3605	0.05	2990	0.04
801	801	3782	0.06	3877	0.06	4099	0.06	4099	0.06
802	802	2444	0.04	2294	0.03	2489	0.04	2493	0.04
804	804	3268	0.05	3444	0.05	3740	0.06	3981	0.06
901	901	6862	0.11	7297	0.11	7566	0.11	7531	0.11
902	902	4741	0.07	4882	0.07	4874	0.07	5069	0.08
903	903	839	0.01	959	0.01	1246	0.02	1040	0.02
904	904	11367	0.17	12420	0.19	12791	0.19	12950	0.19
905	905	18186	0.28	18300	0.27	18107	0.27	17066	0.25
906	906	23509	0.36	23258	0.35	23426	0.35	23085	0.34
1001	1001	6150	0.09	6334	0.10	6534	0.10	6839	0.10

2002 HEALTH CARE SURVEY OF DOD BENEFICIARIES – FINAL

1002	1002	3395	0.05	3657	0.05	3777	0.06	3905	0.06
1004	1004	5903	0.09	6181	0.09	6721	0.10	7103	0.11
1301	1301	4856	0.07	4937	0.07	4997	0.07	5154	0.08
1302	1302	2693	0.04	2756	0.04	2798	0.04	2810	0.04
1304	1304	3178	0.05	3148	0.05	3211	0.05	3271	0.05
1401	1401	13874	0.21	14647	0.22	16027	0.24	16419	0.24
1402	1402	5422	0.08	4900	0.07	4585	0.07	5099	0.08
1403	1403	799	0.01	859	0.01	541	0.01	435	0.01
1404	1404	19569	0.30	19790	0.30	21651	0.32	21098	0.31
1405	1405	16971	0.26	16705	0.25	15884	0.24	15933	0.24
1406	1406	25122	0.39	26264	0.39	25784	0.38	25984	0.39
1901	1901	8884	0.14	8995	0.14	9044	0.13	9174	0.14
1902	1902	5024	0.08	4932	0.07	4933	0.07	4949	0.07
1904	1904	4325	0.07	4700	0.07	4879	0.07	4923	0.07
2401	2401	34892	0.54	31119	0.47	39534	0.59	39440	0.58
2402	2402	18044	0.28	19923	0.30	18953	0.28	18778	0.28
2403	2403	2463	0.04	747	0.01	2042	0.03	2340	0.03
2404	2404	15283	0.23	13926	0.21	15697	0.23	15795	0.23
2405	2405	10524	0.16	11891	0.18	10619	0.16	9854	0.15
2406	2406	19986	0.31	20725	0.31	20522	0.30	19617	0.29
2801	2801	5950	0.09	6624	0.10	6891	0.10	7104	0.11
2802	2802	3909	0.06	4231	0.06	4447	0.07	4523	0.07
2804	2804	3222	0.05	3267	0.05	3424	0.05	3540	0.05
2805	2805	3616	0.06	3414	0.05	3613	0.05	3498	0.05
2806	2806	3091	0.05	3404	0.05	3345	0.05	3514	0.05
2901	2901	75472	1.16	74230	1.11	74478	1.10	72378	1.07
2902	2902	24907	0.38	24635	0.37	24976	0.37	25331	0.38
2903	2903	6867	0.11	7176	0.11	6868	0.10	7009	0.10
2904	2904	25013	0.38	25108	0.38	25766	0.38	26208	0.39
2905	2905	18276	0.28	32090	0.48	22606	0.33	29064	0.43
2906	2906	45685	0.70	38619	0.58	46882	0.69	38476	0.57
3001	3001	12242	0.19	12150	0.18	12844	0.19	12683	0.19
3002	3002	3812	0.06	3779	0.06	3837	0.06	3756	0.06
3004	3004	1868	0.03	2095	0.03	2184	0.03	2328	0.03
3005	3005	1412	0.02	1182	0.02	1118	0.02	1018	0.02
3006	3006	2401	0.04	2324	0.03	2663	0.04	2624	0.04
3201	3201	5708	0.09	14856	0.22	15532	0.23	14602	0.22
3202	3202	8097	0.12	7561	0.11	8092	0.12	8038	0.12
3203	3203	734	0.01	1153	0.02	833	0.01	829	0.01
3204	3204	8297	0.13	8404	0.13	8604	0.13	8738	0.13
3205	3205	5468	0.08	4065	0.06	4064	0.06	3789	0.06
3206	3206	8398	0.13	10030	0.15	9602	0.14	9620	0.14
3301	3301	6877	0.11	13896	0.21	14417	0.21	14372	0.21
3302	3302	3938	0.06	7270	0.11	7656	0.11	7723	0.11
3304	3304	8929	0.14	13066	0.20	13367	0.20	13472	0.20
3305	3305	7478	0.11	9356	0.14	7789	0.12	9661	0.14
3306	3306	11390	0.17	9404	0.14	11493	0.17	9358	0.14
3501	3501	10883	0.17	11849	0.18	12310	0.18	12426	0.18
3502	3502	4324	0.07	4559	0.07	4528	0.07	4665	0.07
3504	3504	3536	0.05	3490	0.05	3581	0.05	3655	0.05
3601	3601	3340	0.05	3405	0.05	3850	0.06	4059	0.06
3602	3602	2017	0.03	2072	0.03	2176	0.03	2244	0.03
3604	3604	2512	0.04	2516	0.04	2068	0.03	2239	0.03
3606	3606	1349	0.02	1265	0.02	1900	0.03	1773	0.03
3701	3701	16572	0.25	17893	0.27	18406	0.27	18111	0.27
3702	3702	2238	0.03	2267	0.03	2647	0.04	2221	0.03
3703	3703	1969	0.03	2289	0.03	2210	0.03	2472	0.04
3704	3704	5938	0.09	5795	0.09	5907	0.09	5876	0.09
3705	3705	9704	0.15	13718	0.21	10813	0.16	9255	0.14
3706	3706	18337	0.28	13739	0.21	17805	0.26	18864	0.28
3801	3801	22978	0.35	25184	0.38	27076	0.40	28106	0.42
3802	3802	7991	0.12	7855	0.12	8044	0.12	8395	0.12
3803	3803	602	0.01	881	0.01	881	0.01	753	0.01
3804	3804	10178	0.16	10594	0.16	10907	0.16	11152	0.17
3805	3805	13904	0.21	13540	0.20	13284	0.20	12885	0.19
3806	3806	12660	0.19	13281	0.20	12525	0.19	13044	0.19
3901	3901	33839	0.52	34174	0.51	35488	0.53	36039	0.53
3902	3902	17994	0.28	18373	0.28	17831	0.26	17958	0.27
3903	3903	1776	0.03	1804	0.03	2858	0.04	2813	0.04
3904	3904	19554	0.30	20238	0.30	21025	0.31	21548	0.32
3905	3905	26500	0.41	27227	0.41	24884	0.37	26108	0.39

2002 HEALTH CARE SURVEY OF DOD BENEFICIARIES – FINAL

3906	3906	16299	0.25	17413	0.26	17162	0.25	18073	0.27
4201	4201	8635	0.13	9204	0.14	9815	0.15	9904	0.15
4202	4202	6269	0.10	6228	0.09	6320	0.09	6017	0.09
4203	4203	838	0.01	1268	0.02	1302	0.02	1596	0.02
4204	4204	9392	0.14	9586	0.14	9651	0.14	9289	0.14
4205	4205	13562	0.21	13958	0.21	13703	0.20	13385	0.20
4206	4206	11047	0.17	12103	0.18	11522	0.17	11715	0.17
4301	4301	3422	0.05	3491	0.05	3487	0.05	3549	0.05
4302	4302	2433	0.04	2331	0.04	2290	0.03	2297	0.03
4304	4304	4257	0.07	4452	0.07	4511	0.07	4576	0.07
4501	4501	6626	0.10	7112	0.11	7919	0.12	8148	0.12
4502	4502	4895	0.08	5278	0.08	5518	0.08	5448	0.08
4503	4503	780	0.01	1135	0.02	1214	0.02	1423	0.02
4504	4504	15565	0.24	16115	0.24	16039	0.24	16645	0.25
4505	4505	21906	0.34	21117	0.32	21599	0.32	21550	0.32
4506	4506	27636	0.42	30815	0.46	31810	0.47	31700	0.47
4601	4601	2196	0.03	2283	0.03	2549	0.04	2673	0.04
4602	4602	945	0.01	1326	0.02	934	0.01	382	0.01
4604	4604	6763	0.10	8085	0.12	8836	0.13	9688	0.14
4701	4701	13930	0.21	15565	0.23	16487	0.24	16449	0.24
4702	4702	8840	0.14	8867	0.13	8906	0.13	8983	0.13
4704	4704	13801	0.21	13991	0.21	13681	0.20	14242	0.21
4705	4705	8434	0.13	8398	0.13	8428	0.12	8227	0.12
4706	4706	7961	0.12	7928	0.12	8664	0.13	8724	0.13
4801	4801	21719	0.33	22218	0.33	22817	0.34	22292	0.33
4802	4802	7724	0.12	7050	0.11	7450	0.11	7375	0.11
4803	4803	687	0.01	1373	0.02	895	0.01	983	0.01
4804	4804	8297	0.13	8689	0.13	8773	0.13	8963	0.13
4805	4805	9193	0.14	8943	0.13	8294	0.12	8386	0.12
4806	4806	9381	0.14	9575	0.14	9666	0.14	9674	0.14
4901	4901	19738	0.30	19101	0.29	20289	0.30	21591	0.32
4902	4902	10199	0.16	9846	0.15	9844	0.15	10033	0.15
4903	4903	1075	0.02	1340	0.02	1482	0.02	1191	0.02
4904	4904	6482	0.10	6586	0.10	6654	0.10	6857	0.10
4905	4905	5720	0.09	5939	0.09	5046	0.07	3625	0.05
4906	4906	4965	0.08	4881	0.07	5770	0.09	7117	0.11
5101	5101	5024	0.08	5169	0.08	5224	0.08	5402	0.08
5102	5102	3048	0.05	3059	0.05	3125	0.05	3226	0.05
5104	5104	4224	0.06	4405	0.07	4497	0.07	4575	0.07
5201	5201	20542	0.32	29192	0.44	29804	0.44	29924	0.44
5202	5202	11448	0.18	11682	0.18	10883	0.16	11849	0.18
5203	5203	3100	0.05	2721	0.04	3804	0.06	2743	0.04
5204	5204	5713	0.09	6018	0.09	4410	0.07	4108	0.06
5205	5205	8795	0.14	8059	0.12	9499	0.14	10054	0.15
5206	5206	10587	0.16	11499	0.17	11547	0.17	11330	0.17
5301	5301	4113	0.06	4291	0.06	4452	0.07	4516	0.07
5302	5302	2458	0.04	2390	0.04	2409	0.04	2451	0.04
5304	5304	2142	0.03	2216	0.03	2198	0.03	2200	0.03
5305	5305	1797	0.03	1685	0.03	1733	0.03	1717	0.03
5501	5501	7891	0.12	8222	0.12	8577	0.13	8709	0.13
5502	5502	5318	0.08	5072	0.08	5575	0.08	5484	0.08
5503	5503	520	0.01	968	0.01	678	0.01	860	0.01
5504	5504	8399	0.13	8400	0.13	8453	0.13	8567	0.13
5505	5505	12307	0.19	11984	0.18	12318	0.18	12036	0.18
5506	5506	8442	0.13	8821	0.13	8638	0.13	8760	0.13
5601	5601	29835	0.46	30360	0.46	28729	0.43	25121	0.37
5602	5602	4558	0.07	4589	0.07	4757	0.07	4812	0.07
5603	5603	845	0.01	1152	0.02	1283	0.02	1128	0.02
5604	5604	5074	0.08	4783	0.07	3119	0.05	2488	0.04
5605	5605	8157	0.13	8012	0.12	10288	0.15	10914	0.16
5606	5606	7755	0.12	6809	0.10	7655	0.11	7742	0.11
5701	5701	9779	0.15	9711	0.15	10031	0.15	10301	0.15
5702	5702	5735	0.09	5722	0.09	5825	0.09	5783	0.09
5704	5704	3284	0.05	3361	0.05	3221	0.05	3398	0.05
5705	5705	2154	0.03	2587	0.04	2368	0.04	2338	0.03
5706	5706	2892	0.04	2445	0.04	2347	0.03	2283	0.03
5801	5801	6637	0.10	7083	0.11	7335	0.11	7454	0.11
5802	5802	4808	0.07	4821	0.07	4858	0.07	4886	0.07
5804	5804	5049	0.08	5184	0.08	5428	0.08	5480	0.08
5901	5901	4121	0.06	4204	0.06	4271	0.06	4380	0.06
5902	5902	2372	0.04	2379	0.04	2456	0.04	2559	0.04

2002 HEALTH CARE SURVEY OF DOD BENEFICIARIES – FINAL

5904	5904	2741	0.04	2828	0.04	2968	0.04	3009	0.04
6001	6001	24563	0.38	24275	0.36	25203	0.37	25502	0.38
6002	6002	13412	0.21	13083	0.20	13653	0.20	13092	0.19
6003	6003	1108	0.02	1439	0.02	797	0.01	1456	0.02
6004	6004	7168	0.11	7031	0.11	7176	0.11	7399	0.11
6005	6005	7039	0.11	6191	0.09	7868	0.12	6359	0.09
6006	6006	6256	0.10	7458	0.11	5700	0.08	7249	0.11
6101	6101	12911	0.20	13983	0.21	13949	0.21	13593	0.20
6102	6102	5372	0.08	4780	0.07	5345	0.08	5599	0.08
6103	6103	604	0.01	1168	0.02	857	0.01	609	0.01
6104	6104	6151	0.09	5815	0.09	6075	0.09	6531	0.10
6105	6105	11270	0.17	11269	0.17	11120	0.16	10876	0.16
6106	6106	7779	0.12	7766	0.12	8087	0.12	8136	0.12
6201	6201	5247	0.08	5224	0.08	5505	0.08	5638	0.08
6202	6202	2635	0.04	2662	0.04	2737	0.04	2771	0.04
6204	6204	3178	0.05	3168	0.05	3239	0.05	3191	0.05
6401	6401	8867	0.14	9000	0.14	9148	0.14	9361	0.14
6402	6402	4787	0.07	4683	0.07	4269	0.06	4638	0.07
6404	6404	3290	0.05	3278	0.05	3309	0.05	3322	0.05
6405	6405	1430	0.02	1170	0.02	912	0.01	1433	0.02
6406	6406	2638	0.04	2902	0.04	2989	0.04	2367	0.04
6601	6601	15991	0.25	16346	0.25	16909	0.25	17001	0.25
6602	6602	8525	0.13	9520	0.14	9549	0.14	9308	0.14
6603	6603	2002	0.03	1410	0.02	1495	0.02	1859	0.03
6604	6604	12190	0.19	11957	0.18	12427	0.18	12614	0.19
6605	6605	11784	0.18	13279	0.20	13146	0.19	12063	0.18
6606	6606	14619	0.22	13135	0.20	11711	0.17	12691	0.19
6701	6701	22600	0.35	22312	0.34	23104	0.34	23843	0.35
6702	6702	6154	0.09	6864	0.10	6500	0.10	7279	0.11
6703	6703	2715	0.04	2244	0.03	2664	0.04	1930	0.03
6704	6704	8979	0.14	8928	0.13	9235	0.14	9458	0.14
6705	6705	18927	0.29	19235	0.29	18625	0.28	18792	0.28
6706	6706	16422	0.25	16933	0.25	16369	0.24	16844	0.25
6901	6901	16209	0.25	17699	0.27	17511	0.26	17872	0.26
6902	6902	7646	0.12	8148	0.12	8360	0.12	8552	0.13
6904	6904	7666	0.12	7563	0.11	10323	0.15	10951	0.16
7301	7301	12892	0.20	12058	0.18	12899	0.19	12794	0.19
7302	7302	5880	0.09	5890	0.09	5925	0.09	5859	0.09
7304	7304	8081	0.12	8123	0.12	8170	0.12	8127	0.12
7305	7305	4206	0.06	4766	0.07	4200	0.06	3963	0.06
7306	7306	10970	0.17	10118	0.15	10757	0.16	10879	0.16
7501	7501	10007	0.15	11587	0.17	10958	0.16	10522	0.16
7502	7502	3955	0.06	3918	0.06	3906	0.06	3892	0.06
7504	7504	4469	0.07	4608	0.07	4682	0.07	4754	0.07
7505	7505	1936	0.03	1575	0.02	1607	0.02	1445	0.02
7506	7506	3086	0.05	3204	0.05	3272	0.05	3368	0.05
7801	7801	8031	0.12	8012	0.12	8173	0.12	8389	0.12
7802	7802	5428	0.08	5437	0.08	5502	0.08	5523	0.08
7804	7804	6789	0.10	6944	0.10	6991	0.10	7019	0.10
7805	7805	8712	0.13	8403	0.13	8461	0.13	8236	0.12
7806	7806	5387	0.08	5345	0.08	5624	0.08	5687	0.08
7901	7901	7296	0.11	7255	0.11	7716	0.11	7910	0.12
7902	7902	5160	0.08	5421	0.08	5713	0.08	5750	0.09
7904	7904	10012	0.15	10413	0.16	10656	0.16	10896	0.16
7905	7905	16446	0.25	16973	0.25	16828	0.25	16472	0.24
7906	7906	12853	0.20	13815	0.21	14063	0.21	13387	0.20
8301	8301	7256	0.11	7335	0.11	7400	0.11	7441	0.11
8302	8302	4431	0.07	4453	0.07	4523	0.07	4587	0.07
8304	8304	6837	0.11	7021	0.11	7229	0.11	7373	0.11
8601	8601	8642	0.13	9066	0.14	8834	0.13	8678	0.13
8602	8602	2780	0.04	2961	0.04	2709	0.04	3039	0.05
8603	8603	457	0.01	649	0.01	1189	0.02	818	0.01
8604	8604	2137	0.03	2837	0.04	2410	0.04	2808	0.04
8605	8605	5802	0.09	5373	0.08	5887	0.09	5495	0.08
8606	8606	7019	0.11	6454	0.10	7727	0.11	7898	0.12
8901	8901	24569	0.38	45617	0.68	47124	0.70	48691	0.72
8902	8902	12348	0.19	22419	0.34	23836	0.35	22944	0.34
8903	8903	3755	0.06	2982	0.04	1926	0.03	3299	0.05
8904	8904	4493	0.07	13199	0.20	13539	0.20	13980	0.21
8905	8905	22226	0.34	21094	0.32	21339	0.32	20598	0.31
8906	8906	12072	0.19	12125	0.18	12087	0.18	12923	0.19

2002 HEALTH CARE SURVEY OF DOD BENEFICIARIES – FINAL

9001	9001	4274	0.07	4280	0.06	4386	0.06	4510	0.07
9002	9002	2304	0.04	2343	0.04	2377	0.04	2413	0.04
9004	9004	2907	0.04	2880	0.04	2973	0.04	3093	0.05
9101	9101	31175	0.48	31256	0.47	33298	0.49	31892	0.47
9102	9102	13225	0.20	13209	0.20	12930	0.19	13960	0.21
9103	9103	1511	0.02	1574	0.02	1557	0.02	1213	0.02
9104	9104	5931	0.09	4838	0.07	5508	0.08	5548	0.08
9105	9105	6701	0.10	7771	0.12	7088	0.11	6945	0.10
9106	9106	3624	0.06	3926	0.06	3873	0.06	3915	0.06
9201	9201	8581	0.13	7872	0.12	8348	0.12	8609	0.13
9202	9202	4806	0.07	4777	0.07	4822	0.07	4885	0.07
9204	9204	2593	0.04	2739	0.04	2583	0.04	3258	0.05
9205	9205	3008	0.05	3223	0.05	3455	0.05	2835	0.04
9206	9206	4449	0.07	3861	0.06	4143	0.06	4108	0.06
9501	9501	6360	0.10	6823	0.10	7062	0.10	6922	0.10
9502	9502	5055	0.08	5207	0.08	5382	0.08	5311	0.08
9504	9504	11575	0.18	11311	0.17	11213	0.17	11368	0.17
9505	9505	9201	0.14	9835	0.15	9351	0.14	9038	0.13
9506	9506	7969	0.12	9817	0.15	9329	0.14	9842	0.15
9601	9601	14056	0.22	14249	0.21	14593	0.22	15025	0.22
9602	9602	7490	0.12	7501	0.11	7685	0.11	7822	0.12
9604	9604	7048	0.11	7259	0.11	7720	0.11	7830	0.12
9801	9801	15122	0.23	15876	0.24	15357	0.23	15230	0.23
9802	9802	7787	0.12	7733	0.12	7691	0.11	7697	0.11
9804	9804	7013	0.11	6997	0.11	7008	0.10	7132	0.11
9805	9805	3814	0.06	2954	0.04	3835	0.06	2624	0.04
9806	9806	6074	0.09	6764	0.10	6201	0.09	7272	0.11
10101	10101	5317	0.08	5420	0.08	5998	0.09	5962	0.09
10102	10102	2972	0.05	3007	0.05	3133	0.05	3128	0.05
10104	10104	3432	0.05	3413	0.05	3369	0.05	3352	0.05
10105	10105	3832	0.06	3795	0.06	3735	0.06	3671	0.05
10106	10106	3126	0.05	3239	0.05	3406	0.05	3454	0.05
10301	10301	6232	0.10	13815	0.21	13636	0.20	14409	0.21
10302	10302	3265	0.05	4995	0.07	4691	0.07	4232	0.06
10303	10303	866	0.01	1056	0.02	1404	0.02	1957	0.03
10304	10304	6707	0.10	8433	0.13	8493	0.13	8581	0.13
10305	10305	13433	0.21	13250	0.20	13043	0.19	12707	0.19
10306	10306	8237	0.13	9104	0.14	9406	0.14	9487	0.14
10401	10401	11373	0.17	10414	0.16	10661	0.16	10102	0.15
10402	10402	3685	0.06	3692	0.06	3703	0.05	3720	0.06
10404	10404	2072	0.03	2255	0.03	2006	0.03	2430	0.04
10405	10405	2307	0.04	1891	0.03	1583	0.02	1560	0.02
10406	10406	3394	0.05	3713	0.06	4386	0.07	3934	0.06
10501	10501	12860	0.20	14407	0.22	11731	0.17	12648	0.19
10502	10502	4224	0.06	4367	0.07	4286	0.06	4496	0.07
10504	10504	7500	0.12	7604	0.11	7775	0.12	7887	0.12
10505	10505	9287	0.14	9233	0.14	9043	0.13	8877	0.13
10506	10506	9462	0.15	9897	0.15	9659	0.14	9704	0.14
10801	10801	13678	0.21	13965	0.21	14583	0.22	14871	0.22
10802	10802	8369	0.13	7912	0.12	8615	0.13	8649	0.13
10803	10803	580	0.01	706	0.01	732	0.01	754	0.01
10804	10804	12180	0.19	10342	0.16	13072	0.19	14071	0.21
10805	10805	6085	0.09	7683	0.12	5106	0.08	3804	0.06
10806	10806	9852	0.15	10099	0.15	10282	0.15	10288	0.15
10901	10901	9175	0.14	8938	0.13	9592	0.14	9779	0.14
10902	10902	5517	0.08	5486	0.08	5794	0.09	5769	0.09
10903	10903	1038	0.02	1470	0.02	1263	0.02	1314	0.02
10904	10904	14343	0.22	14526	0.22	14871	0.22	14790	0.22
10905	10905	11343	0.17	11537	0.17	11241	0.17	7828	0.12
10906	10906	24724	0.38	25566	0.38	23920	0.35	26765	0.40
11001	11001	18951	0.29	42506	0.64	43998	0.65	44046	0.65
11002	11002	11343	0.17	20224	0.30	20299	0.30	21290	0.32
11003	11003	1922	0.03	2195	0.03	2257	0.03	1462	0.02
11004	11004	10975	0.17	13779	0.21	14105	0.21	14306	0.21
11005	11005	12951	0.20	14026	0.21	13566	0.20	13178	0.20
11006	11006	7827	0.12	8647	0.13	8616	0.13	8700	0.13
11201	11201	5984	0.09	6162	0.09	6728	0.10	7101	0.11
11202	11202	3603	0.06	3629	0.05	3737	0.06	3758	0.06
11204	11204	3527	0.05	3608	0.05	3718	0.06	3864	0.06
11301	11301	7944	0.12	6138	0.09	7374	0.11	9705	0.14
11302	11302	3113	0.05	3012	0.05	2916	0.04	3116	0.05

2002 HEALTH CARE SURVEY OF DOD BENEFICIARIES – FINAL

11304	11304	3081	0.05	3082	0.05	3078	0.05	3069	0.05
11305	11305	1862	0.03	1252	0.02	1842	0.03	1205	0.02
11306	11306	3607	0.06	4100	0.06	3566	0.05	3971	0.06
11701	11701	21589	0.33	20810	0.31	28325	0.42	23445	0.35
11702	11702	8271	0.13	8889	0.13	8608	0.13	9209	0.14
11704	11704	18365	0.28	18602	0.28	18630	0.28	18514	0.27
11705	11705	7298	0.11	5519	0.08	6329	0.09	5260	0.08
11706	11706	19131	0.29	20626	0.31	19608	0.29	20693	0.31
11801	11801	4887	0.08	5034	0.08	5314	0.08	5596	0.08
11802	11802	3229	0.05	3283	0.05	3396	0.05	3431	0.05
11804	11804	3401	0.05	3530	0.05	3630	0.05	3736	0.06
11901	11901	8347	0.13	8420	0.13	8774	0.13	8906	0.13
11902	11902	4705	0.07	4733	0.07	4911	0.07	4956	0.07
11904	11904	4338	0.07	4476	0.07	4747	0.07	4987	0.07
12001	12001	12103	0.19	12262	0.18	12782	0.19	13089	0.19
12002	12002	6961	0.11	7555	0.11	7520	0.11	7802	0.12
12003	12003	1191	0.02	693	0.01	898	0.01	840	0.01
12004	12004	4003	0.06	4284	0.06	4385	0.06	4906	0.07
12005	12005	9460	0.15	7659	0.12	9218	0.14	7244	0.11
12006	12006	6482	0.10	7846	0.12	6265	0.09	8228	0.12
12101	12101	11533	0.18	11136	0.17	12274	0.18	12849	0.19
12102	12102	8382	0.13	8406	0.13	7828	0.12	8193	0.12
12103	12103	1440	0.02	1458	0.02	2025	0.03	1683	0.02
12104	12104	9034	0.14	9538	0.14	9648	0.14	9714	0.14
12105	12105	9689	0.15	8530	0.13	9292	0.14	8014	0.12
12106	12106	8822	0.14	10168	0.15	8709	0.13	10283	0.15
12301	12301	13039	0.20	15275	0.23	15764	0.23	14622	0.22
12302	12302	9691	0.15	13357	0.20	13505	0.20	13685	0.20
12303	12303	3712	0.06	4094	0.06	4317	0.06	3862	0.06
12304	12304	13846	0.21	19980	0.30	21020	0.31	21324	0.32
12305	12305	32033	0.49	33148	0.50	32127	0.48	32256	0.48
12306	12306	15206	0.23	19679	0.30	18338	0.27	18909	0.28
12401	12401	48186	0.74	78724	1.18	80742	1.20	82581	1.22
12402	12402	16541	0.25	28224	0.42	28135	0.42	28733	0.43
12403	12403	14364	0.22	13987	0.21	13503	0.20	13352	0.20
12404	12404	9240	0.14	16728	0.25	17506	0.26	17986	0.27
12405	12405	45152	0.69	46862	0.70	46123	0.68	45364	0.67
12406	12406	23015	0.35	23895	0.36	22142	0.33	23459	0.35
12501	12501	27544	0.42	28526	0.43	29716	0.44	29510	0.44
12502	12502	14315	0.22	14813	0.22	14765	0.22	14362	0.21
12503	12503	1262	0.02	999	0.01	1379	0.02	1859	0.03
12504	12504	21449	0.33	21286	0.32	21533	0.32	21094	0.31
12505	12505	14563	0.22	14522	0.22	14231	0.21	14562	0.22
12506	12506	28580	0.44	31695	0.48	31493	0.47	30606	0.45
12601	12601	12872	0.20	13120	0.20	13663	0.20	14209	0.21
12602	12602	9050	0.14	8984	0.13	9143	0.14	9317	0.14
12604	12604	7702	0.12	7705	0.12	7952	0.12	8083	0.12
12605	12605	5318	0.08	3927	0.06	4979	0.07	5327	0.08
12606	12606	5646	0.09	7428	0.11	6389	0.09	6051	0.09
12701	12701	7687	0.12	7854	0.12	7974	0.12	8263	0.12
12702	12702	4248	0.07	4245	0.06	4214	0.06	4237	0.06
12704	12704	3065	0.05	3097	0.05	3149	0.05	3176	0.05
12705	12705	2479	0.04	1815	0.03	2053	0.03	1700	0.03
12706	12706	2811	0.04	3528	0.05	3282	0.05	3575	0.05
12801	12801	3546	0.05	3509	0.05	3648	0.05	3814	0.06
12802	12802	1966	0.03	1952	0.03	1995	0.03	2015	0.03
12804	12804	3905	0.06	3915	0.06	4149	0.06	4351	0.06
12901	12901	9136	0.14	8992	0.14	9562	0.14	9759	0.14
12902	12902	3520	0.05	3445	0.05	3603	0.05	3656	0.05
12904	12904	3490	0.05	3556	0.05	3646	0.05	3709	0.05
13101	13101	4848	0.07	4693	0.07	4679	0.07	4610	0.07
13102	13102	2729	0.04	2670	0.04	2716	0.04	2673	0.04
13105	13105	2077	0.03	2106	0.03	2047	0.03	2030	0.03
25201	25201	6901	0.11
25202	25202	2987	0.05
25204	25204	3831	0.06
28001	28001	7483	0.11	7232	0.11	7539	0.11	7852	0.12
28002	28002	8055	0.12	7961	0.12	8022	0.12	8066	0.12
28004	28004	1963	0.03	1964	0.03	2050	0.03	2082	0.03
28701	28701	4776	0.07	4777	0.07	4995	0.07	4990	0.07
28702	28702	2932	0.05	2853	0.04	2882	0.04	2937	0.04

2002 HEALTH CARE SURVEY OF DOD BENEFICIARIES – FINAL

28704	28704	1117	0.02	1167	0.02	1207	0.02	1269	0.02
32101	32101	8727	0.13	8917	0.13	9426	0.14	9761	0.14
32102	32102	2230	0.03	2357	0.04	2474	0.04	2558	0.04
32104	32104	1581	0.02	1637	0.02	1788	0.03	1809	0.03
32601	32601	5669	0.09	5801	0.09	6200	0.09	6611	0.10
32602	32602	2700	0.04	2759	0.04	2880	0.04	2966	0.04
32604	32604	1347	0.02	1274	0.02	1526	0.02	1619	0.02
33001	33001	8629	0.13	8407	0.13	9238	0.14	9820	0.15
33002	33002	5224	0.08	5279	0.08	5392	0.08	5551	0.08
36601	36601	3809	0.06	3905	0.06	3854	0.06	4036	0.06
36602	36602	3295	0.05	3241	0.05	3269	0.05	3306	0.05
36604	36604	7295	0.11	7422	0.11	7690	0.11	7805	0.12
37801	37801	5220	0.08
37802	37802	5422	0.08
37804	37804	4385	0.07
38501	38501	7239	0.11	7694	0.12	7626	0.11	7835	0.12
38502	38502	4006	0.06	4352	0.07	4382	0.06	4526	0.07
38504	38504	3640	0.06	3754	0.06	3951	0.06	3897	0.06
38701	38701	6943	0.11
38702	38702	3955	0.06
38704	38704	2075	0.03
50801	50801	16819	0.26
50802	50802	2434	0.04
51101	51101	6611	0.10
51102	51102	1640	0.03
51104	51104	1624	0.02
53401	53401	7916	0.12
60601	60601	21182	0.33	21206	0.32	21452	0.32	21759	0.32
60602	60602	9028	0.14	7659	0.11	9698	0.14	8092	0.12
60603	60603	472	0.01	323	0.00	353	0.01	225	0.00
60605	60605	5064	0.08	6513	0.10	5027	0.07	6937	0.10
60701	60701	18019	0.28	17977	0.27	18053	0.27	18088	0.27
60702	60702	8144	0.13	6649	0.10	6918	0.10	6604	0.10
60705	60705	4097	0.06	5467	0.08	5211	0.08	5686	0.08
60901	60901	26945	0.41	26765	0.40	27316	0.40	27716	0.41
60902	60902	10943	0.17	10152	0.15	12525	0.19	9904	0.15
60903	60903	624	0.01	637	0.01	117	0.00	525	0.01
60905	60905	3174	0.05	3771	0.06	2018	0.03	4214	0.06
61201	61201	32664	0.50	29557	0.44	27538	0.41	33333	0.49
61202	61202	2124	0.03	3265	0.05	2216	0.03	1443	0.02
61205	61205	4190	0.06	2128	0.03	3606	0.05	2604	0.04
61601	61601	3747	0.06	3876	0.06	4039	0.06	3889	0.06
61602	61602	782	0.01	1233	0.02	1121	0.02	825	0.01
61605	61605	2202	0.03	1703	0.03	1944	0.03	2219	0.03
61606	61606	1906	0.03	1824	0.03	1943	0.03	1910	0.03
61701	61701	18057	0.28	18510	0.28	15014	0.22	18980	0.28
61702	61702	6034	0.09	6062	0.09	9447	0.14	5876	0.09
61705	61705	2241	0.03	1659	0.02	2322	0.03	2319	0.03
62001	62001	5885	0.09	5973	0.09	5782	0.09	5883	0.09
62002	62002	2976	0.05	2954	0.04	2985	0.04	3052	0.05
62005	62005	4083	0.06	4094	0.06	3858	0.06	3987	0.06
62101	62101	16511	0.25	16527	0.25	17207	0.25	18136	0.27
62102	62102	4220	0.06	4577	0.07	5072	0.08	5120	0.08
62103	62103	431	0.01
62105	62105	1666	0.03	1607	0.02	958	0.01	892	0.01
62201	62201	18726	0.29	18890	0.28	19835	0.29	20549	0.30
62202	62202	4629	0.07	2078	0.03	5338	0.08	4907	0.07
62203	62203	2517	0.04	5039	0.08	1685	0.02	2301	0.03
63301	63301	11658	0.18	11686	0.18	11744	0.17	11706	0.17
63302	63302	6443	0.10	6709	0.10	5238	0.08	6660	0.10
63305	63305	1707	0.03	1538	0.02	3333	0.05	2014	0.03
63801	63801	9082	0.14	8514	0.13	9974	0.15	9322	0.14
63805	63805	2357	0.04	3123	0.05	2057	0.03	2712	0.04
64001	64001	9091	0.14	9169	0.14	9383	0.14	9360	0.14
64002	64002	5001	0.08	4282	0.06	4566	0.07	4751	0.07
64005	64005	1229	0.02	1944	0.03	1696	0.03	1544	0.02
80401	80401	7086	0.11	7115	0.11	7270	0.11	7422	0.11
80402	80402	3845	0.06	3736	0.06	3854	0.06	3976	0.06
80501	80501	5774	0.09	5868	0.09	5916	0.09	6062	0.09
80502	80502	3892	0.06	3887	0.06	3950	0.06	4008	0.06
80601	80601	10063	0.15	9933	0.15	10015	0.15	10094	0.15

2002 HEALTH CARE SURVEY OF DOD BENEFICIARIES – FINAL

80602	80602	4945	0.08	4904	0.07	5141	0.08	5429	0.08
159201	159201	10764	0.17
159202	159202	6524	0.10
620101	620101	2243	0.03
620102	620102	3220	0.05
620104	620104	6678	0.10
699201	699201	4939	0.08	8058	0.12
713901	713901	6879	0.11	6830	0.10	6975	0.10	7181	0.11
713902	713902	3288	0.05	3461	0.05	3659	0.05	3768	0.06
723601	723601	12477	0.19
723602	723602	3556	0.05
723604	723604	1882	0.03
728601	728601	8141	0.13
728602	728602	2811	0.04
728604	728604	3704	0.06
729301	729301	8971	0.14
729401	729401	11544	0.18
729402	729402	6383	0.10
729404	729404	4501	0.07
990101	990101	30310	0.47
990102	990102	9551	0.15
990103	990103	20602	0.32
990104	990104	21082	0.32
990105	990105	162013	2.49
990106	990106	170752	2.62
990201	990201	8946	0.14
990202	990202	1556	0.02
990203	990203	2906	0.04
990204	990204	5909	0.09
990205	990205	64525	0.99
990206	990206	48283	0.74
990301	990301	9685	0.15
990302	990302	7807	0.12
990303	990303	6022	0.09
990304	990304	28885	0.44
990305	990305	146966	2.26
990306	990306	129154	1.98
990401	990401	12801	0.20
990402	990402	5924	0.09
990403	990403	7138	0.11
990404	990404	19891	0.31
990405	990405	103638	1.59
990406	990406	89424	1.37
990501	990501	21301	0.33
990502	990502	7016	0.11
990503	990503	12529	0.19
990504	990504	14163	0.22
990505	990505	148572	2.28
990506	990506	75589	1.16
990601	990601	16233	0.25
990602	990602	4224	0.06
990603	990603	9425	0.14
990604	990604	39873	0.61
990605	990605	149046	2.29
990606	990606	130505	2.01
990801	990801	26587	0.41
990802	990802	3484	0.05
990803	990803	21386	0.33
990804	990804	11166	0.17
990805	990805	167453	2.57
990806	990806	136003	2.09
990901	990901	10052	0.15
990902	990902	4974	0.08
990903	990903	5400	0.08
990904	990904	11214	0.17
990905	990905	36638	0.56
990906	990906	52757	0.81
991001	991001	4763	0.07
991002	991002	4442	0.07
991003	991003	2599	0.04
991004	991004	12195	0.19

2002 HEALTH CARE SURVEY OF DOD BENEFICIARIES – FINAL

991005	991005	36875	0.57
991006	991006	56592	0.87
991101	991101	8747	0.13
991102	991102	3991	0.06
991103	991103	4759	0.07
991104	991104	8540	0.13
991105	991105	48936	0.75
991106	991106	48708	0.75
999001	999001	.	.	12227	0.18	21730	0.32	11575	0.17
999002	999002	.	.	2295	0.03	5121	0.08	3245	0.05
999003	999003	.	.	6821	0.10	7266	0.11	4663	0.07
999004	999004	.	.	1872	0.03	1853	0.03	1112	0.02
999005	999005	.	.	61236	0.92	43204	0.64	59624	0.88
999006	999006	.	.	59809	0.90	46563	0.69	40686	0.60
999101	999101	.	.	75977	1.14	88152	1.31	82123	1.22
999102	999102	.	.	20715	0.31	22107	0.33	24076	0.36
999103	999103	.	.	44415	0.67	50544	0.75	48206	0.71
999104	999104	.	.	43024	0.65	44833	0.66	46231	0.69
999105	999105	.	.	374306	5.62	374112	5.54	373835	5.54
999106	999106	.	.	301350	4.52	302510	4.48	305579	4.53
999201	999201	.	.	47919	0.72	51531	0.76	47050	0.70
999202	999202	.	.	19199	0.29	20855	0.31	21919	0.32
999203	999203	.	.	26940	0.40	30481	0.45	28941	0.43
999204	999204	.	.	73893	1.11	75573	1.12	76629	1.14
999205	999205	.	.	265614	3.99	264150	3.91	258816	3.84
999206	999206	.	.	302376	4.54	304893	4.52	303726	4.50
999301	999301	.	.	60093	0.90	68222	1.01	62413	0.93
999302	999302	.	.	18952	0.28	20620	0.31	21476	0.32
999303	999303	.	.	41498	0.62	47042	0.70	43938	0.65
999304	999304	.	.	63748	0.96	66803	0.99	68921	1.02
999305	999305	.	.	413690	6.21	412279	6.11	409861	6.08
999306	999306	.	.	376929	5.66	373167	5.53	372439	5.52
999901	999901	35150	0.54
999902	999902	6593	0.10
999903	999903	8684	0.13
999904	999904	4706	0.07
999905	999905	75036	1.15
999906	999906	26472	0.41

2002 HEALTH CARE SURVEY OF DOD BENEFICIARIES – FINAL

CACSMPL - Catchment Area										
Value	Formatted Value	Unweighted								
		Q1		Q2		Q3		Q4		
		Count	Percent	Count	Percent	Count	Percent	Count	Percent	
1	Redstone Ars/Ft McClellan	117	0.84	102	0.73	112	0.79	95	0.74	
3	Ft. Rucker	103	0.74	115	0.82	109	0.77	93	0.73	
4	Maxwell AFB	126	0.91	129	0.92	120	0.85	118	0.92	
5	Ft Wainwright	96	0.69	104	0.75	92	0.65	81	0.63	
6	Elmendorf AFB/Ft Wainwright	105	0.76	127	0.91	122	0.87	111	0.87	
8	Ft. Huachuca	105	0.76	88	0.63	109	0.77	92	0.72	
9	Luke AFB	162	1.17	173	1.24	175	1.24	151	1.18	
10	Davis-Monthan AFB	101	0.73	109	0.78	117	0.83	102	0.80	
13	Little Rock AFB	109	0.79	103	0.74	115	0.82	102	0.80	
14	Travis AFB	150	1.08	196	1.40	189	1.34	192	1.50	
19	Edwards AFB	107	0.77	112	0.80	110	0.78	119	0.93	
24	NH Camp Pendleton/Ft Irwin	158	1.14	184	1.32	175	1.24	141	1.10	
28	NH LeMoore	91	0.66	93	0.67	101	0.72	90	0.70	
29	NMC San Diego	114	0.82	168	1.20	177	1.26	157	1.23	
30	NH 29-Palms	93	0.67	86	0.62	110	0.78	70	0.55	
32	Evans ACH-Ft. Carson	161	1.16	114	0.82	119	0.84	101	0.79	
33	USAF Acad. Hospital	232	1.67	155	1.11	155	1.10	155	1.21	
35	NACC Groton	110	0.79	119	0.85	97	0.69	87	0.68	
36	Dover AFB	98	0.71	105	0.75	115	0.82	94	0.74	
37	Walter Reed AMC	148	1.07	187	1.34	177	1.26	178	1.39	
38	NH Pensacola	146	1.05	165	1.18	179	1.27	156	1.22	
39	NH Jacksonville/Key West	147	1.06	193	1.38	193	1.37	159	1.24	
42	Eglin AFB	143	1.03	163	1.17	142	1.01	157	1.23	
43	Tyndall AFB	118	0.85	102	0.73	112	0.79	90	0.70	
45	MacDill AFB	176	1.27	223	1.60	227	1.61	194	1.52	
46	Patrick AFB	100	0.72	122	0.87	118	0.84	105	0.82	
47	Ft. Gordon	114	0.82	140	1.00	152	1.08	140	1.10	
48	Ft. Benning	108	0.78	115	0.82	117	0.83	131	1.03	
49	Ft. Stewart	95	0.69	111	0.80	102	0.72	98	0.77	
51	Robins AFB	134	0.97	112	0.80	117	0.83	92	0.72	
52	Tripler AMC	168	1.21	159	1.14	136	0.96	132	1.03	
53	Mountain Home AFB	101	0.73	114	0.82	103	0.73	94	0.74	
55	Scott AFB	147	1.06	140	1.00	148	1.05	153	1.20	
56	NH Great Lakes	126	0.91	115	0.82	130	0.92	112	0.88	
57	Ft. Riley	108	0.78	102	0.73	95	0.67	118	0.92	
58	Ft. Leavenworth	142	1.02	102	0.73	123	0.87	104	0.81	
59	McConnell AFB	99	0.71	102	0.73	99	0.70	91	0.71	
60	Ft. Campbell	104	0.75	134	0.96	140	0.99	119	0.93	
61	Ft. Knox	132	0.95	135	0.97	134	0.95	124	0.97	
62	Barksdale AFB	113	0.82	98	0.70	94	0.67	86	0.67	
64	Ft. Polk	95	0.69	101	0.72	87	0.62	94	0.74	
66	Andrews AFB	151	1.09	157	1.13	172	1.22	164	1.28	
67	NNMC Bethesda	168	1.21	173	1.24	188	1.33	173	1.35	
69	Ft. Meade	104	0.75	120	0.86	125	0.89	130	1.02	
73	Keesler AFB	91	0.66	108	0.77	109	0.77	100	0.78	
75	Ft. Leonard Wood	118	0.85	115	0.82	110	0.78	96	0.75	
78	Offutt AFB	116	0.84	128	0.92	136	0.96	139	1.09	
79	Nellis AFB	106	0.76	134	0.96	137	0.97	134	1.05	

2002 HEALTH CARE SURVEY OF DOD BENEFICIARIES – FINAL

83	Kirtland AFB	107	0.77	104	0.75	115	0.82	95	0.74
86	West Point	126	0.91	146	1.05	134	0.95	128	1.00
89	Ft. Bragg	280	2.02	160	1.15	187	1.33	159	1.24
90	Seymour Johnson AFB	100	0.72	112	0.80	101	0.72	90	0.70
91	NH Camp Lejeune	128	0.92	135	0.97	128	0.91	126	0.99
92	NH Cherry Point	93	0.67	90	0.64	93	0.66	97	0.76
95	Wright Patterson AFB	112	0.81	135	0.97	125	0.89	122	0.96
96	Tinker AFB	98	0.71	121	0.87	132	0.94	122	0.96
98	Ft. Sill	102	0.74	103	0.74	101	0.72	102	0.80
101	Shaw AFB	101	0.73	104	0.75	98	0.70	92	0.72
103	NH Charleston	224	1.62	151	1.08	141	1.00	133	1.04
104	NH Beaufort	91	0.66	91	0.65	108	0.77	75	0.59
105	Ft. Jackson	97	0.70	94	0.67	107	0.76	93	0.73
108	Ft. Bliss	116	0.84	105	0.75	124	0.88	114	0.89
109	Brooke AMC-Ft. Sam Houston	152	1.10	180	1.29	171	1.21	145	1.14
110	Ft. Hood	263	1.90	156	1.12	168	1.19	133	1.04
112	Dyess AFB	104	0.75	87	0.62	112	0.79	105	0.82
113	Laughlin AFB/Sheppard AFB	104	0.75	106	0.76	107	0.76	92	0.72
117	Lackland AFB	117	0.84	124	0.89	136	0.96	120	0.94
118	NH Corpus Christi	93	0.67	112	0.80	104	0.74	100	0.78
119	Hill AFB	95	0.69	101	0.72	121	0.86	102	0.80
120	Langley AFB	154	1.11	132	0.95	156	1.11	121	0.95
121	Ft. Eustis	113	0.82	123	0.88	131	0.93	125	0.98
123	Ft. Belvoir	312	2.25	226	1.62	251	1.78	221	1.73
124	NMC Portsmouth	467	3.37	183	1.31	192	1.36	192	1.50
125	Madigan AMC-Ft. Lewis	139	1.00	177	1.27	191	1.35	175	1.37
126	NH Bremerton	94	0.68	122	0.87	118	0.84	114	0.89
127	NH Oak Harbor	111	0.80	110	0.79	97	0.69	97	0.76
128	Fairchild AFB	124	0.89	92	0.66	106	0.75	98	0.77
129	F.E. Warren AFB	131	0.95	122	0.87	105	0.74	114	0.89
131	Ft. Irwin	99	0.71	84	0.60	78	0.55	76	0.60
280	Pearl Harbor	108	0.78	123	0.88	109	0.77	88	0.69
287	NMCL Pearl Harbor/Hickam	122	0.88	124	0.89	138	0.98	100	0.78
321	NACC Portsmouth New Hamp.	116	0.84	133	0.95	125	0.89	101	0.79
326	McGuire AFB/Ft. Dix	115	0.83	103	0.74	103	0.73	101	0.79
330	Ft. Drum	83	0.60	64	0.46	74	0.52	77	0.60
366	Randolph AFB	127	0.92	103	0.74	131	0.93	101	0.79
385	NMCL Quantico	108	0.78	95	0.68	94	0.67	93	0.73
606	Landstuhl AMC/other German	74	0.53	94	0.67	77	0.55	64	0.50
607	Landstuhl	86	0.62	102	0.73	96	0.68	81	0.63
609	Wuerzburg	71	0.51	101	0.72	103	0.73	69	0.54
612	Seoul	78	0.56	80	0.57	86	0.61	55	0.43
616	NH Guantanamo/Roosevelt Rds	72	0.52	65	0.47	66	0.47	58	0.45
617	Naples	58	0.42	105	0.75	74	0.52	60	0.47
620	Agana	81	0.58	91	0.65	75	0.53	64	0.50
621	Okinawa	69	0.50	54	0.39	64	0.45	47	0.37
622	NH Yokosuka/other Asian	58	0.42	78	0.56	74	0.52	53	0.41
633	RAF Lakenheath/other Europe	81	0.58	85	0.61	78	0.55	55	0.43
638	Kunsan AB/Osan AB	62	0.45	72	0.52	72	0.51	53	0.41
640	Yokota AB	97	0.70	76	0.54	74	0.52	71	0.56

2002 HEALTH CARE SURVEY OF DOD BENEFICIARIES – FINAL

804	Kadena AFB	87	0.63	71	0.51	83	0.59	60	0.47
805	Spangdahlem AB	101	0.73	77	0.55	89	0.63	67	0.52
806	Spangdahlem/Ramstein AFB	123	0.89	95	0.68	74	0.52	57	0.45
7139	Hurlburt Field	122	0.88	105	0.75	107	0.76	99	0.78
9901	Out/Area-Reg 1	133	0.96	269	1.93	271	1.92	266	2.08
9902	Out/Area-Reg 2	121	0.87	95	0.68	97	0.69	90	0.70
9903	Out/Area-Reg 3	134	0.97	202	1.45	189	1.34	168	1.32
9904	Out/Area-Reg 4	130	0.94	142	1.02	137	0.97	145	1.14
9905	Out/Area-Reg 5	137	0.99	200	1.43	190	1.35	182	1.42
9906	Out/Area-Reg 6	116	0.84	255	1.83	248	1.76	259	2.03
9907	Out/Area-Reg 7	32	0.23	61	0.44	56	0.40	51	0.40
9908	Out/Area-Reg 8	116	0.84	202	1.45	175	1.24	172	1.35
9909	Out/Area-Reg 9	135	0.97	69	0.49	86	0.61	97	0.76
9910	Out/Area-Reg 10	137	0.99	86	0.62	76	0.54	68	0.53
9911	Out/Area-Reg 11	106	0.76	73	0.52	83	0.59	69	0.54
9912	Out/Area-Reg 12	25	0.18	9	0.06	10	0.07	4	0.03
9913	Out/Area-Europe	6	0.04	9	0.06	13	0.09	6	0.05
9914	Out/Area-Pacific	8	0.06	12	0.09	4	0.03	5	0.04
9915	Out/Area-Latin America & Can	9	0.06	19	0.14	25	0.18	14	0.11
9999	Missing	13	0.09	15	0.11	11	0.08	11	0.09

Weighted

Value	Formatted Value	Q1		Q2		Q3		Q4	
		Count	Percent	Count	Percent	Count	Percent	Count	Percent
1	Redstone Ars/Ft McClellan	11622	0.18	11388	0.17	11520	0.17	11866	0.18
3	Ft. Rucker	23707	0.36	23800	0.36	24014	0.36	24121	0.36
4	Maxwell AFB	10442	0.16	10853	0.16	10954	0.16	10923	0.16
5	Ft Wainwright	19351	0.30	19489	0.29	19988	0.30	20107	0.30
6	Elmendorf AFB/Ft Wainwright	26927	0.41	26707	0.40	26830	0.40	26918	0.40
8	Ft. Huachuca	9494	0.15	9615	0.14	10328	0.15	10573	0.16
9	Luke AFB	65504	1.01	67116	1.01	68010	1.01	66741	0.99
10	Davis-Monthan AFB	15448	0.24	16172	0.24	17032	0.25	17847	0.26
13	Little Rock AFB	10727	0.16	10841	0.16	11006	0.16	11235	0.17
14	Travis AFB	81757	1.26	83165	1.25	84472	1.25	84968	1.26
19	Edwards AFB	18233	0.28	18627	0.28	18856	0.28	19046	0.28
24	NH Camp Pendleton/Ft Irwin	105203	1.62	106068	1.59	107367	1.59	105823	1.57
28	NH LeMoore	19788	0.30	20940	0.31	21720	0.32	22179	0.33
29	NMC San Diego	196388	3.02	202115	3.03	201576	2.99	198466	2.94
30	NH 29-Palms	21735	0.33	21530	0.32	22646	0.34	22409	0.33
32	Evans ACH-Ft. Carson	45674	0.70	46069	0.69	46727	0.69	45616	0.68
33	USAF Acad. Hospital	52331	0.80	52992	0.80	54722	0.81	54586	0.81
35	NACC Groton	18743	0.29	19898	0.30	20419	0.30	20746	0.31
36	Dover AFB	9218	0.14	9258	0.14	9994	0.15	10315	0.15
37	Walter Reed AMC	54758	0.84	55702	0.84	57788	0.86	56799	0.84
38	NH Pensacola	68433	1.05	71334	1.07	72717	1.08	74335	1.10
39	NH Jacksonville/Key West	115961	1.78	119230	1.79	119247	1.77	122539	1.82
42	Eglin AFB	49743	0.76	52347	0.79	52313	0.78	51906	0.77
43	Tyndall AFB	10112	0.16	10274	0.15	10288	0.15	10422	0.15
45	MacDill AFB	77408	1.19	81634	1.23	84099	1.25	84914	1.26
46	Patrick AFB	9904	0.15	11694	0.18	12319	0.18	12743	0.19
47	Ft. Gordon	52966	0.81	54749	0.82	56166	0.83	56625	0.84
48	Ft. Benning	57001	0.88	57847	0.87	57895	0.86	57673	0.85
49	Ft. Stewart	48179	0.74	47693	0.72	49085	0.73	50415	0.75
51	Robins AFB	12296	0.19	12633	0.19	12846	0.19	13203	0.20
52	Tripler AMC	68101	1.05	69170	1.04	69947	1.04	70008	1.04

2002 HEALTH CARE SURVEY OF DOD BENEFICIARIES – FINAL

53	Mountain Home AFB	10510	0.16	10582	0.16	10792	0.16	10884	0.16
55	Scott AFB	42877	0.66	43467	0.65	44238	0.66	44416	0.66
56	NH Great Lakes	56224	0.86	55705	0.84	55831	0.83	52205	0.77
57	Ft. Riley	23844	0.37	23826	0.36	23792	0.35	24103	0.36
58	Ft. Leavenworth	16494	0.25	17088	0.26	17621	0.26	17820	0.26
59	McConnell AFB	9234	0.14	9411	0.14	9695	0.14	9948	0.15
60	Ft. Campbell	59545	0.91	59477	0.89	60396	0.90	61057	0.91
61	Ft. Knox	44087	0.68	44781	0.67	45433	0.67	45344	0.67
62	Barksdale AFB	11060	0.17	11054	0.17	11481	0.17	11600	0.17
64	Ft. Polk	21012	0.32	21033	0.32	20627	0.31	21121	0.31
66	Andrews AFB	65111	1.00	65648	0.99	65237	0.97	65535	0.97
67	NNMC Bethesda	75797	1.16	76516	1.15	76498	1.13	78146	1.16
69	Ft. Meade	31521	0.48	33410	0.50	36194	0.54	37375	0.55
73	Keesler AFB	42029	0.65	40955	0.61	41951	0.62	41622	0.62
75	Ft. Leonard	23453	0.36	24892	0.37	24425	0.36	23981	0.36
	Wood								
78	Offutt AFB	34347	0.53	34141	0.51	34751	0.51	34854	0.52
79	Nellis AFB	51767	0.80	53877	0.81	54976	0.81	54415	0.81
83	Kirtland AFB	18524	0.28	18809	0.28	19152	0.28	19401	0.29
86	West Point	26837	0.41	27340	0.41	28756	0.43	28736	0.43
89	Ft. Bragg	116546	1.79	117436	1.76	119851	1.78	122435	1.81
90	Seymour Johnson AFB	9485	0.15	9503	0.14	9736	0.14	10016	0.15
91	NH Camp Lejeune	62166	0.96	62574	0.94	64255	0.95	63473	0.94
92	NH Cherry Point	23437	0.36	22471	0.34	23351	0.35	23695	0.35
95	Wright Patterson AFB	40160	0.62	42993	0.65	42337	0.63	42481	0.63
96	Tinker AFB	28594	0.44	29009	0.44	29998	0.44	30677	0.45
98	Ft. Sill	39810	0.61	40324	0.61	40092	0.59	39955	0.59
101	Shaw AFB	18679	0.29	18874	0.28	19641	0.29	19567	0.29
103	NH Charleston	48615	0.75	50653	0.76	50673	0.75	51373	0.76
104	NH Beaufort	23108	0.36	21965	0.33	22339	0.33	21746	0.32
105	Ft. Jackson	43333	0.67	45508	0.68	42494	0.63	43612	0.65
108	Ft. Bliss	50744	0.78	50708	0.76	52390	0.78	52437	0.78
109	Brooke AMC-Ft. Sam Houston	66139	1.02	67523	1.01	66681	0.99	66245	0.98
110	Ft. Hood	99172	1.52	101377	1.52	102841	1.52	102982	1.53
112	Dyess AFB	13114	0.20	13399	0.20	14183	0.21	14723	0.22
113	Laughlin AFB/Sheppard AFB	19607	0.30	17584	0.26	18775	0.28	21066	0.31
117	Lackland AFB	74654	1.15	74446	1.12	81500	1.21	77121	1.14
118	NH Corpus Christi	11517	0.18	11847	0.18	12340	0.18	12763	0.19
119	Hill AFB	17390	0.27	17629	0.26	18432	0.27	18849	0.28
120	Langley AFB	40200	0.62	40299	0.61	41068	0.61	42109	0.62
121	Ft. Eustis	48900	0.75	49236	0.74	49775	0.74	50736	0.75
123	Ft. Belvoir	99724	1.53	105533	1.58	105071	1.56	104658	1.55
124	NMC Portsmouth	203752	3.13	208420	3.13	208151	3.08	211475	3.13
125	Madigan AMC-Ft. Lewis	107713	1.65	111841	1.68	113118	1.68	111993	1.66
126	NH Bremerton	40589	0.62	41164	0.62	42125	0.62	42987	0.64
127	NH Oak Harbor	20290	0.31	20540	0.31	20672	0.31	20951	0.31
128	Fairchild AFB	9417	0.14	9376	0.14	9792	0.15	10180	0.15
129	F.E. Warren AFB	16146	0.25	15993	0.24	16811	0.25	17124	0.25
131	Ft. Irwin	9654	0.15	9469	0.14	9442	0.14	9313	0.14
280	Pearl Harbor	17501	0.27	17157	0.26	17611	0.26	18000	0.27
287	NMCL Pearl Harbor/Hickam	8825	0.14	8797	0.13	9084	0.13	9196	0.14
321	NACC Portsmouth New Hamp.	12538	0.19	12911	0.19	13688	0.20	14128	0.21
326	McGuire AFB/Ft. Dix	9716	0.15	9834	0.15	10606	0.16	11196	0.17
330	Ft. Drum	13853	0.21	13686	0.21	14630	0.22	15371	0.23
366	Randolph AFB	14399	0.22	14568	0.22	14813	0.22	15147	0.22
385	NMCL Quantico	14885	0.23	15800	0.24	15959	0.24	16258	0.24
606	Landstuhl AMC/other	35745	0.55	35700	0.54	36530	0.54	37013	0.55

2002 HEALTH CARE SURVEY OF DOD BENEFICIARIES – FINAL

	German								
607	Landstuhl	30260	0.46	30093	0.45	30182	0.45	30378	0.45
609	Wuerzburg	41687	0.64	41326	0.62	41976	0.62	42359	0.63
612	Seoul	38978	0.60	34950	0.52	33360	0.49	37380	0.55
616	NH	8638	0.13	8636	0.13	9047	0.13	8843	0.13
	Guantanamo/Roo sevelt Rds								
617	Naples	26333	0.40	26231	0.39	26782	0.40	27174	0.40
620	Agana	12944	0.20	13021	0.20	12625	0.19	12922	0.19
621	Okinawa	22828	0.35	22711	0.34	23237	0.34	24148	0.36
622	NH	25872	0.40	26007	0.39	26859	0.40	27757	0.41
	Yokosuka/other Asian								
633	RAF	19808	0.30	19933	0.30	20315	0.30	20380	0.30
	Lakenheath/other Europe								
638	Kunsan AB/Osan AB	11439	0.18	11637	0.17	12031	0.18	12034	0.18
640	Yokota AB	15321	0.24	15395	0.23	15645	0.23	15655	0.23
804	Kadena AFB	10931	0.17	10851	0.16	11124	0.16	11398	0.17
805	Spangdahlem AB	9666	0.15	9755	0.15	9866	0.15	10070	0.15
806	Spangdahlem/Ra mstein AFB	15008	0.23	14837	0.22	15156	0.22	15523	0.23
7139	Hurlburt Field	10167	0.16	10291	0.15	10634	0.16	10949	0.16
9901	Out/Area-Reg 1	414310	6.37	406633	6.11	423493	6.28	439654	6.52
9902	Out/Area-Reg 2	132126	2.03	149663	2.25	162683	2.41	146339	2.17
9903	Out/Area-Reg 3	328520	5.05	336131	5.05	346512	5.14	320661	4.75
9904	Out/Area-Reg 4	238816	3.67	219815	3.30	236201	3.50	256754	3.81
9905	Out/Area-Reg 5	279171	4.29	303491	4.56	296083	4.39	294058	4.36
9906	Out/Area-Reg 6	349306	5.37	383912	5.76	367263	5.44	388043	5.75
9907	Out/Area-Reg 7	129012	1.98	97301	1.46	103804	1.54	98078	1.45
9908	Out/Area-Reg 8	237068	3.64	321663	4.83	301616	4.47	303555	4.50
9909	Out/Area-Reg 9	121034	1.86	98499	1.48	128467	1.90	141414	2.10
9910	Out/Area-Reg 10	117468	1.80	132475	1.99	114489	1.70	103240	1.53
9911	Out/Area-Reg 11	110678	1.70	108218	1.62	123254	1.83	98917	1.47
9912	Out/Area-Reg 12	13004	0.20	12837	0.19	14010	0.21	5467	0.08
9913	Out/Area-Europe	41828	0.64	19287	0.29	33850	0.50	11884	0.18
9914	Out/Area-Pacific	36626	0.56	30357	0.46	1463	0.02	8064	0.12
9915	Out/Area-Latin America & Can	32328	0.50	69265	1.04	55502	0.82	59542	0.88
9999	Missing	46166	0.71	25353	0.38	34921	0.52	41415	0.61

ENBGSMPL - Enrollment by beneficiary category										
Unweighted										
Value	Formatted Value	Count	Q1 Percent	Count	Q2 Percent	Count	Q3 Percent	Count	Q4 Percent	Percent
1	Active duty	4723	34.08	4350	31.17	4360	30.93	3729	29.19	
2	Active duty fam,Prime,civ PCM	310	2.24	153	1.10	133	0.94	147	1.15	
3	Active duty fam,Prime,mil PCM	2358	17.01	2160	15.48	2226	15.79	1824	14.28	
4	Active duty fam,non-enrollee	968	6.98	899	6.44	910	6.46	791	6.19	
5	Retired,<65,civ PCM	384	2.77	293	2.10	313	2.22	344	2.69	
6	Retired,<65,mil PCM	2143	15.46	1958	14.03	2051	14.55	1902	14.89	
7	Retired,<65,non- enrollee	1526	11.01	2153	15.43	2095	14.86	1951	15.27	
8	Retired,65+,civ PCM	2	0.01	4	0.03	
9	Retired,65+,mil PCM	93	0.67	100	0.72	
10	Retired,65+,non- enrollee	1353	9.76	1884	13.50	2008	14.25	2085	16.32	
Weighted										
Value	Formatted Value	Count	Q1 Percent	Count	Q2 Percent	Count	Q3 Percent	Count	Q4 Percent	Percent
1	Active duty	1571661	24.15	1599096	24.01	1673658	24.80	1663840	24.67	
2	Active duty fam,Prime,civ PCM	81897	1.26	94218	1.41	91511	1.36	114740	1.70	
3	Active duty fam,Prime,mil PCM	595297	9.15	584854	8.78	607595	9.00	584564	8.67	
4	Active duty fam,non-enrollee	179829	2.76	200541	3.01	218799	3.24	209102	3.10	
5	Retired,<65,civ PCM	256795	3.95	256541	3.85	276041	4.09	295589	4.38	
6	Retired,<65,mil PCM	536787	8.25	550263	8.26	555767	8.24	547392	8.11	
7	Retired,<65,non- enrollee	1724260	26.49	1714846	25.75	1666469	24.70	1661904	24.64	
8	Retired,65+,civ PCM	2286	0.04	3522	0.05	
9	Retired,65+,mil PCM	58836	0.90	48696	0.73	
10	Retired,65+,non- enrollee	1501237	23.06	1607105	24.13	1658202	24.57	1668606	24.74	

MPCSMPL - Military Personnel Category										
Unweighted										
Value	Formatted Value	Count	Q1 Percent	Count	Q2 Percent	Count	Q3 Percent	Count	Q4 Percent	Count
1	Enlisted/Unknown	9722	70.14	9670	69.30	9838	69.79	8778	68.72	
2	Officer	3762	27.14	3870	27.73	3829	27.16	3588	28.09	
3	Warrant officer	376	2.71	414	2.97	429	3.04	407	3.19	
Weighted										
Value	Formatted Value	Count	Q1 Percent	Count	Q2 Percent	Count	Q3 Percent	Count	Q4 Percent	Count
1	Enlisted/Unknown	4547518	69.87	4643995	69.73	4702997	69.69	4723580	70.02	
2	Officer	1779395	27.34	1781063	26.74	1825774	27.06	1794825	26.61	
3	Warrant officer	181971	2.80	234624	3.52	219272	3.25	227332	3.37	

NHFF - Stratum Sample Size										
Unweighted										
Value	Formatted Value	Count	Q1 Percent	Count	Q2 Percent	Count	Q3 Percent	Count	Q4 Percent	Count
27 -- 459	0--9999	13860	100.00	13954	100.00	14096	100.00	12773	100.00	
Weighted										
Value	Formatted Value	Count	Q1 Percent	Count	Q2 Percent	Count	Q3 Percent	Count	Q4 Percent	Count
27 -- 459	0--9999	6508885	100.00	6659682	100.00	6748042	100.00	6745737	100.00	

2002 HEALTH CARE SURVEY OF DOD BENEFICIARIES – FINAL

SERVAREA - Service Area										
Unweighted										
Value	Formatted Value	Count	Q1 Percent	Count	Q2 Percent	Count	Q3 Percent	Count	Q4 Percent	
1	Missing	12373	89.27	12256	87.83	12321	87.41	11078	86.73	
	Serv area1 (Pendleton/San Diego)	103	0.74	135	0.97	153	1.09	138	1.08	
2	Serv area2 (Carson/USAF)	81	0.58	105	0.75	113	0.80	110	0.86	
3	Serv area3 (DC/Andrews/Bethesda/Belvoir)	307	2.22	381	2.73	373	2.65	364	2.85	
4	Serv area4 (Pensacola/Eglin)	132	0.95	174	1.25	159	1.13	155	1.21	
5	Serv area5 (Stewart/Charleston/Beaufort)	156	1.13	171	1.23	169	1.20	155	1.21	
6	Serv area6 (Lejeune/Cherry Point)	95	0.69	98	0.70	103	0.73	99	0.78	
7	Serv area7 (Sill/Sheppard)	65	0.47	61	0.44	80	0.57	69	0.54	
8	Serv area8 (Shaw/Jackson)	94	0.68	93	0.67	83	0.59	87	0.68	
9	Serv area9 (Sam Houston/Lackland)	102	0.74	119	0.85	146	1.04	121	0.95	
10	Serv area10 (Langley/Eustis/Portsmouth)	205	1.48	218	1.56	238	1.69	220	1.72	
11	Serv area11 (Lewis/Bremerton/Oak Harbor)	147	1.06	143	1.02	158	1.12	177	1.39	
Weighted										
Value	Formatted Value	Count	Q1 Percent	Count	Q2 Percent	Count	Q3 Percent	Count	Q4 Percent	
1	Missing	5875190	90.26	5995160	90.02	6048084	89.63	6053456	89.74	
	Serv area1 (Pendleton/San Diego)	87812	1.35	104226	1.57	109539	1.62	106359	1.58	
2	Serv area2 (Carson/USAF)	27835	0.43	29758	0.45	34664	0.51	34802	0.52	
3	Serv area3 (DC/Andrews/Bethesda/Belvoir)	147430	2.27	152904	2.30	149620	2.22	149796	2.22	
4	Serv area4 (Pensacola/Eglin)	52613	0.81	55031	0.83	53217	0.79	53377	0.79	
5	Serv area5 (Stewart/Charleston/Beaufort)	40488	0.62	41636	0.63	42416	0.63	41825	0.62	
6	Serv area6 (Lejeune/Cherry Point)	19522	0.30	21310	0.32	21321	0.32	19667	0.29	
7	Serv area7 (Sill/Sheppard)	13214	0.20	12195	0.18	15959	0.24	15497	0.23	
8	Serv area8 (Shaw/Jackson)	26909	0.41	26955	0.40	26896	0.40	26729	0.40	
9	Serv area9 (Sam Houston/Lackland)	45319	0.70	47300	0.71	63720	0.94	61860	0.92	

2002 HEALTH CARE SURVEY OF DOD BENEFICIARIES – FINAL

10	Houston/Lackland) Serv area10 (Langley/Eustis/Portsmouth)	119614	1.84	121098	1.82	118174	1.75	118467	1.76
11	Serv area11 (Lewis/Bremerton/Oak Harbor)	52938	0.81	52110	0.78	64433	0.95	63903	0.95

DCATCH -
Catchment Area

		Unweighted							
Value	Formatted Value	Q1		Q2		Q3		Q4	
		Count	Percent	Count	Percent	Count	Percent	Count	Percent
3	3	100	0.72	121	0.87	109	0.77	91	0.71
5	5	75	0.54	78	0.56	69	0.49	71	0.56
6	6	109	0.79	139	1.00	92	0.65	112	0.88
9	9	157	1.13	177	1.27	173	1.23	155	1.21
14	14	129	0.93	165	1.18	169	1.20	169	1.32
24	24	151	1.09	171	1.23	159	1.13	128	1.00
28	28	77	0.56	74	0.53	96	0.68	78	0.61
29	29	136	0.98	194	1.39	186	1.32	171	1.34
30	30	77	0.56	73	0.52	96	0.68	63	0.49
32	32	166	1.20	116	0.83	114	0.81	103	0.81
33	33	221	1.59	149	1.07	158	1.12	155	1.21
37	37	192	1.39	204	1.46	219	1.55	204	1.60
38	38	127	0.92	163	1.17	152	1.08	128	1.00
39	39	135	0.97	164	1.18	173	1.23	143	1.12
42	42	254	1.83	264	1.89	246	1.75	251	1.97
45	45	176	1.27	225	1.61	221	1.57	194	1.52
47	47	87	0.63	98	0.70	112	0.79	102	0.80
48	48	113	0.82	123	0.88	118	0.84	127	0.99
49	49	96	0.69	115	0.82	104	0.74	94	0.74
52	52	386	2.78	407	2.92	382	2.71	320	2.51
53	53	93	0.67	102	0.73	90	0.64	84	0.66
55	55	149	1.08	137	0.98	145	1.03	149	1.17
56	56	118	0.85	110	0.79	128	0.91	105	0.82
57	57	102	0.74	98	0.70	93	0.66	111	0.87
60	60	106	0.76	131	0.94	140	0.99	120	0.94
61	61	124	0.89	137	0.98	131	0.93	113	0.88
64	64	92	0.66	94	0.67	82	0.58	93	0.73
66	66	174	1.26	189	1.35	219	1.55	182	1.42
67	67	204	1.47	209	1.50	220	1.56	202	1.58
73	73	106	0.76	119	0.85	118	0.84	106	0.83
75	75	112	0.81	106	0.76	107	0.76	98	0.77
78	78	120	0.87	129	0.92	130	0.92	137	1.07
79	79	107	0.77	133	0.95	135	0.96	136	1.06
86	86	101	0.73	121	0.87	117	0.83	107	0.84
89	89	287	2.07	164	1.18	195	1.38	164	1.28
91	91	134	0.97	141	1.01	132	0.94	133	1.04
92	92	92	0.66	88	0.63	92	0.65	98	0.77
95	95	106	0.76	126	0.90	119	0.84	110	0.86
98	98	98	0.71	94	0.67	88	0.62	90	0.70
101	101	98	0.71	100	0.72	89	0.63	94	0.74
103	103	197	1.42	146	1.05	138	0.98	131	1.03
104	104	88	0.63	94	0.67	106	0.75	73	0.57
105	105	100	0.72	97	0.70	109	0.77	91	0.71
108	108	104	0.75	100	0.72	102	0.72	87	0.68
109	109	263	1.90	267	1.91	285	2.02	255	2.00
110	110	254	1.83	158	1.13	162	1.15	136	1.06
113	113	107	0.77	110	0.79	107	0.76	88	0.69
117	117	123	0.89	141	1.01	153	1.09	124	0.97
120	120	152	1.10	134	0.96	146	1.04	128	1.00
121	121	114	0.82	104	0.75	118	0.84	99	0.78

2002 HEALTH CARE SURVEY OF DOD BENEFICIARIES – FINAL

123	123	355	2.56	295	2.11	291	2.06	279	2.18
124	124	480	3.46	214	1.53	233	1.65	228	1.79
125	125	144	1.04	175	1.25	197	1.40	178	1.39
126	126	94	0.68	113	0.81	110	0.78	105	0.82
127	127	112	0.81	109	0.78	97	0.69	95	0.74
131	131	86	0.62	76	0.54	67	0.48	72	0.56
606	606	59	0.43	93	0.67	69	0.49	65	0.51
607	607	143	1.03	129	0.92	115	0.82	93	0.73
609	609	38	0.27	61	0.44	54	0.38	46	0.36
612	612	61	0.44	64	0.46	58	0.41	39	0.31
615	615	5	0.04	3	0.02	2	0.01	4	0.03
616	616	50	0.36	48	0.34	51	0.36	41	0.32
617	617	13	0.09	20	0.14	16	0.11	8	0.06
618	618	10	0.07	17	0.12	13	0.09	15	0.12
620	620	71	0.51	74	0.53	60	0.43	58	0.45
621	621	144	1.04	112	0.80	130	0.92	94	0.74
622	622	42	0.30	61	0.44	59	0.42	32	0.25
623	623	4	0.03	15	0.11	7	0.05	11	0.09
624	624	8	0.06	11	0.08	9	0.06	7	0.05
629	629	5	0.04	7	0.05	6	0.04	3	0.02
633	633	40	0.29	36	0.26	43	0.31	20	0.16
635	635	7	0.05	7	0.05	10	0.07	5	0.04
637	637	19	0.14	12	0.09	19	0.13	8	0.06
638	638	39	0.28	36	0.26	43	0.31	42	0.33
639	639	35	0.25	20	0.14	27	0.19	28	0.22
640	640	60	0.43	46	0.33	40	0.28	36	0.28
781	781	3	0.02	6	0.04	7	0.05	7	0.05
782	782	8	0.06	12	0.09	13	0.09	12	0.09
783	783	1	0.01	6	0.04	6	0.04	1	0.01
784	784	86	0.62	58	0.42	97	0.69	80	0.63
785	785	212	1.53	211	1.51	242	1.72	210	1.64
786	786	17	0.12	14	0.10	17	0.12	8	0.06
787	787	.	.	1	0.01
788	788	10	0.07	16	0.11	12	0.09	17	0.13
789	789	1	0.01	1	0.01	2	0.01	3	0.02
805	805	52	0.38	44	0.32	60	0.43	29	0.23
808	808	12	0.09	18	0.13	22	0.16	3	0.02
901	901	240	1.73	234	1.68	252	1.79	233	1.82
902	902	36	0.26	15	0.11	21	0.15	11	0.09
904	904	118	0.85	141	1.01	152	1.08	141	1.10
906	906	51	0.37	49	0.35	45	0.32	47	0.37
907	907	65	0.47	72	0.52	53	0.38	51	0.40
908	908	100	0.72	106	0.76	112	0.79	87	0.68
911	911	229	1.65	230	1.65	234	1.66	197	1.54
912	912	5	0.04	3	0.02	6	0.04	3	0.02
914	914	23	0.17	26	0.19	35	0.25	21	0.16
915	915	25	0.18	41	0.29	30	0.21	40	0.31
917	917	157	1.13	157	1.13	150	1.06	137	1.07
918	918	14	0.10	25	0.18	17	0.12	17	0.13
920	920	56	0.40	68	0.49	60	0.43	42	0.33
921	921	42	0.30	42	0.30	48	0.34	53	0.41
922	922	75	0.54	77	0.55	89	0.63	87	0.68
923	923	32	0.23	45	0.32	48	0.34	42	0.33
924	924	11	0.08	34	0.24	24	0.17	34	0.27
925	925	68	0.49	48	0.34	65	0.46	50	0.39
927	927	44	0.32	58	0.42	56	0.40	38	0.30
928	928	7	0.05	10	0.07	9	0.06	3	0.02
929	929	24	0.17	25	0.18	26	0.18	18	0.14
930	930	17	0.12	33	0.24	24	0.17	25	0.20
931	931	147	1.06	148	1.06	156	1.11	131	1.03
932	932	134	0.97	133	0.95	163	1.16	134	1.05
933	933	124	0.89	124	0.89	126	0.89	148	1.16
934	934	181	1.31	175	1.25	163	1.16	155	1.21
935	935	49	0.35	60	0.43	60	0.43	49	0.38
936	936	40	0.29	49	0.35	47	0.33	49	0.38
937	937	115	0.83	140	1.00	151	1.07	158	1.24
938	938	47	0.34	39	0.28	38	0.27	36	0.28
939	939	71	0.51	92	0.66	107	0.76	109	0.85
940	940	32	0.23	50	0.36	49	0.35	48	0.38
941	941	26	0.19	32	0.23	34	0.24	9	0.07
942	942	60	0.43	53	0.38	50	0.35	63	0.49

2002 HEALTH CARE SURVEY OF DOD BENEFICIARIES – FINAL

943	943	64	0.46	58	0.42	60	0.43	74	0.58
945	945	83	0.60	87	0.62	92	0.65	91	0.71
946	946	3	0.02	8	0.06	5	0.04	9	0.07
948	948	190	1.37	132	0.95	149	1.06	135	1.06
950	950	21	0.15	28	0.20	28	0.20	33	0.26
951	951	51	0.37	58	0.42	47	0.33	40	0.31
953	953	17	0.12	24	0.17	29	0.21	25	0.20
957	957	68	0.49	70	0.50	70	0.50	45	0.35
958	958	2	0.01	3	0.02
960	960	6	0.04	8	0.06	14	0.10	14	0.11
961	961	9	0.06	15	0.11	10	0.07	14	0.11
965	965	9	0.06	6	0.04	6	0.04	4	0.03
966	966	.	.	1	0.01	1	0.01	1	0.01
967	967	3	0.02	6	0.04	4	0.03	1	0.01
968	968	37	0.27	47	0.34	30	0.21	31	0.24
970	970	1	0.01	.	.
971	971	2	0.01	3	0.02	5	0.04	2	0.02
972	972	1	0.01	.	.	1	0.01	1	0.01
973	973	7	0.05	7	0.05	12	0.09	11	0.09
974	974	15	0.11	24	0.17	22	0.16	18	0.14
975	975	1	0.01	2	0.01	3	0.02	.	.
976	976	3	0.02	6	0.04	2	0.01	3	0.02
977	977	.	.	12	0.09	9	0.06	.	.
978	978	.	.	3	0.02	4	0.03	2	0.02
979	979	11	0.08	7	0.05	6	0.04	9	0.07
982	982	22	0.16	21	0.15	18	0.13	23	0.18
983	983	2	0.01	5	0.04	1	0.01	2	0.02
985	985	174	1.26	126	0.90	107	0.76	101	0.79
986	986	247	1.78	207	1.48	217	1.54	228	1.79
987	987	170	1.23	244	1.75	242	1.72	222	1.74
988	988	117	0.84	105	0.75	117	0.83	97	0.76
989	989	26	0.19	39	0.28	24	0.17	27	0.21
990	990	122	0.88	109	0.78	111	0.79	100	0.78
993	993	294	2.12	382	2.74	386	2.74	370	2.90
994	994	1	0.01
995	995	6	0.04	14	0.10	13	0.09	9	0.07
996	996	50	0.36	51	0.37	59	0.42	49	0.38
999	999	46	0.33	62	0.44	43	0.31	31	0.24

Weighted

Value	Formatted Value	Q1		Q2		Q3		Q4	
		Count	Percent	Count	Percent	Count	Percent	Count	Percent
3	3	25130	0.39	25742	0.39	25427	0.38	23761	0.35
5	5	14301	0.22	15023	0.23	14995	0.22	17111	0.25
6	6	27061	0.42	28678	0.43	21857	0.32	27306	0.40
9	9	63014	0.97	66987	1.01	66871	0.99	67808	1.01
14	14	67339	1.03	69887	1.05	74404	1.10	74140	1.10
24	24	89397	1.37	89088	1.34	92914	1.38	89330	1.32
28	28	16608	0.26	16303	0.24	22038	0.33	17651	0.26
29	29	200892	3.09	203598	3.06	196859	2.92	196130	2.91
30	30	16908	0.26	16694	0.25	17886	0.27	19649	0.29
32	32	44656	0.69	45011	0.68	42930	0.64	44496	0.66
33	33	52485	0.81	50271	0.75	54659	0.81	54229	0.80
37	37	67279	1.03	63592	0.95	69260	1.03	68191	1.01
38	38	52900	0.81	62994	0.95	58803	0.87	56258	0.83
39	39	97081	1.49	98871	1.48	99683	1.48	102014	1.51
42	42	58254	0.89	62390	0.94	62729	0.93	62830	0.93
45	45	76235	1.17	82222	1.23	81820	1.21	83167	1.23
47	47	39020	0.60	39837	0.60	42335	0.63	42386	0.63
48	48	59662	0.92	59020	0.89	54980	0.81	54668	0.81
49	49	46939	0.72	48783	0.73	48798	0.72	46721	0.69
52	52	93762	1.44	97108	1.46	99467	1.47	101160	1.50
53	53	9743	0.15	9764	0.15	9827	0.15	10588	0.16
55	55	43460	0.67	42079	0.63	42907	0.64	43707	0.65
56	56	49176	0.76	53879	0.81	54726	0.81	45841	0.68
57	57	22842	0.35	23127	0.35	23130	0.34	22756	0.34
60	60	55272	0.85	55604	0.83	57059	0.85	60021	0.89

2002 HEALTH CARE SURVEY OF DOD BENEFICIARIES – FINAL

61	61	41083	0.63	44568	0.67	44147	0.65	40768	0.60
64	64	19977	0.31	20399	0.31	19546	0.29	20756	0.31
66	66	62800	0.96	70473	1.06	75616	1.12	67155	1.00
67	67	84180	1.29	83945	1.26	85564	1.27	87701	1.30
73	73	44043	0.68	44866	0.67	41916	0.62	45312	0.67
75	75	22342	0.34	22121	0.33	24710	0.37	24344	0.36
78	78	34574	0.53	34410	0.52	33479	0.50	34675	0.51
79	79	52005	0.80	52615	0.79	53308	0.79	54932	0.81
86	86	22719	0.35	22738	0.34	25709	0.38	24171	0.36
89	89	118256	1.82	110873	1.66	117764	1.75	121402	1.80
91	91	60617	0.93	63869	0.96	64254	0.95	67183	1.00
92	92	24010	0.37	21511	0.32	23170	0.34	24058	0.36
95	95	37100	0.57	38825	0.58	39599	0.59	37297	0.55
98	98	37903	0.58	35983	0.54	34326	0.51	34595	0.51
101	101	18282	0.28	18245	0.27	17803	0.26	19847	0.29
103	103	44264	0.68	47583	0.71	49527	0.73	50984	0.76
104	104	21181	0.33	22982	0.35	21899	0.32	20720	0.31
105	105	43579	0.67	46450	0.70	43738	0.65	42784	0.63
108	108	40916	0.63	45592	0.68	40522	0.60	38469	0.57
109	109	81600	1.25	82266	1.24	80002	1.19	88602	1.31
110	110	96826	1.49	98674	1.48	97562	1.45	102244	1.52
113	113	20637	0.32	17889	0.27	18421	0.27	20075	0.30
117	117	68989	1.06	70380	1.06	77857	1.15	70487	1.04
120	120	37659	0.58	41997	0.63	39275	0.58	46909	0.70
121	121	45750	0.70	39187	0.59	41514	0.62	37293	0.55
123	123	109293	1.68	108971	1.64	103891	1.54	105897	1.57
124	124	214687	3.30	214891	3.23	212705	3.15	220786	3.27
125	125	100202	1.54	104270	1.57	111662	1.65	108723	1.61
126	126	38653	0.59	37894	0.57	38215	0.57	41886	0.62
127	127	21219	0.33	20592	0.31	21046	0.31	20212	0.30
131	131	10854	0.17	9019	0.14	8744	0.13	9784	0.15
606	606	22724	0.35	32591	0.49	27803	0.41	34947	0.52
607	607	28098	0.43	28353	0.43	29466	0.44	29212	0.43
609	609	14853	0.23	21955	0.33	20779	0.31	24591	0.36
612	612	24542	0.38	26393	0.40	23069	0.34	25400	0.38
615	615	535	0.01	405	0.01	262	0.00	582	0.01
616	616	6320	0.10	6587	0.10	7307	0.11	6272	0.09
617	617	5341	0.08	4773	0.07	5721	0.08	3694	0.05
618	618	4408	0.07	4115	0.06	4277	0.06	6713	0.10
620	620	11358	0.17	10921	0.16	11568	0.17	11644	0.17
621	621	30856	0.47	30752	0.46	31821	0.47	31405	0.47
622	622	15789	0.24	19803	0.30	20345	0.30	13629	0.20
623	623	2222	0.03	3702	0.06	2308	0.03	4966	0.07
624	624	3593	0.06	2822	0.04	3366	0.05	3462	0.05
629	629	1366	0.02	1590	0.02	1822	0.03	1294	0.02
633	633	9236	0.14	7884	0.12	11005	0.16	7717	0.11
635	635	2799	0.04	1453	0.02	3400	0.05	2057	0.03
637	637	3321	0.05	2327	0.03	2994	0.04	1657	0.02
638	638	8222	0.13	8524	0.13	8432	0.12	10638	0.16
639	639	5202	0.08	4261	0.06	5909	0.09	6533	0.10
640	640	9301	0.14	8986	0.13	8240	0.12	7951	0.12
781	781	9504	0.15	7845	0.12	7290	0.11	6998	0.10
782	782	13676	0.21	18619	0.28	19180	0.28	18995	0.28
783	783	270	0.00	8913	0.13	5735	0.08	1763	0.03
784	784	44633	0.69	38409	0.58	64813	0.96	51775	0.77
785	785	87517	1.34	77144	1.16	65246	0.97	69858	1.04
786	786	7026	0.11	10182	0.15	10924	0.16	5729	0.08
787	787	.	.	482	0.01
788	788	11691	0.18	22801	0.34	14649	0.22	26103	0.39
789	789	216	0.00	600	0.01	3595	0.05	4260	0.06
805	805	5370	0.08	6068	0.09	6743	0.10	4472	0.07
808	808	7856	0.12	7105	0.11	8199	0.12	1906	0.03
901	901	96497	1.48	103825	1.56	112360	1.67	103496	1.53
902	902	15372	0.24	10086	0.15	9631	0.14	6123	0.09
904	904	41150	0.63	66339	1.00	73504	1.09	74695	1.11
906	906	32851	0.50	53272	0.80	56024	0.83	53685	0.80
907	907	34112	0.52	39275	0.59	39211	0.58	34624	0.51
908	908	19077	0.29	28711	0.43	18065	0.27	16201	0.24
911	911	114207	1.75	142983	2.15	149807	2.22	151822	2.25
912	912	1053	0.02	4422	0.07	7379	0.11	1755	0.03
914	914	44293	0.68	36389	0.55	46801	0.69	27044	0.40

2002 HEALTH CARE SURVEY OF DOD BENEFICIARIES – FINAL

915	915	62921	0.97	52404	0.79	34072	0.50	54822	0.81
917	917	44850	0.69	53440	0.80	57556	0.85	61896	0.92
918	918	17328	0.27	37798	0.57	23436	0.35	23756	0.35
920	920	27677	0.43	40313	0.61	39632	0.59	28518	0.42
921	921	33760	0.52	34468	0.52	39433	0.58	37302	0.55
922	922	78835	1.21	37989	0.57	40094	0.59	60584	0.90
923	923	50003	0.77	59634	0.90	66170	0.98	61968	0.92
924	924	6752	0.10	51478	0.77	39061	0.58	55747	0.83
925	925	52142	0.80	25988	0.39	43744	0.65	36423	0.54
927	927	23343	0.36	35468	0.53	29699	0.44	15057	0.22
928	928	22582	0.35	11805	0.18	13698	0.20	6534	0.10
929	929	47861	0.74	17937	0.27	25979	0.38	24459	0.36
930	930	4765	0.07	25391	0.38	27131	0.40	21849	0.32
931	931	72119	1.11	57636	0.87	78826	1.17	52863	0.78
932	932	51426	0.79	56817	0.85	76946	1.14	65007	0.96
933	933	70880	1.09	77954	1.17	78416	1.16	114589	1.70
934	934	95603	1.47	114179	1.71	109886	1.63	113192	1.68
935	935	15195	0.23	23678	0.36	14605	0.22	14161	0.21
936	936	71522	1.10	65104	0.98	67539	1.00	67906	1.01
937	937	96454	1.48	87895	1.32	85339	1.26	99058	1.47
938	938	37059	0.57	53780	0.81	50426	0.75	41944	0.62
939	939	106834	1.64	98234	1.48	116272	1.72	117821	1.75
940	940	22847	0.35	18717	0.28	21676	0.32	24908	0.37
941	941	39234	0.60	49845	0.75	51792	0.77	14022	0.21
942	942	21901	0.34	15742	0.24	17303	0.26	24467	0.36
943	943	86667	1.33	72528	1.09	83198	1.23	121690	1.80
945	945	66614	1.02	51292	0.77	39069	0.58	44821	0.66
946	946	16259	0.25	10999	0.17	5251	0.08	12736	0.19
948	948	87290	1.34	63045	0.95	80982	1.20	69183	1.03
950	950	28537	0.44	35210	0.53	41928	0.62	47469	0.70
951	951	14782	0.23	16426	0.25	20072	0.30	14688	0.22
953	953	32438	0.50	64066	0.96	47360	0.70	59879	0.89
957	957	46077	0.71	40176	0.60	42285	0.63	22595	0.33
958	958	530	0.01	564	0.01
960	960	2297	0.04	2328	0.03	14345	0.21	7401	0.11
961	961	10659	0.16	10018	0.15	3690	0.05	8075	0.12
965	965	11694	0.18	8119	0.12	2340	0.03	2580	0.04
966	966	.	.	234	0.00	497	0.01	132	0.00
967	967	1383	0.02	1650	0.02	1800	0.03	132	0.00
968	968	28181	0.43	11156	0.17	7705	0.11	11716	0.17
970	970	657	0.01	.	.
971	971	766	0.01	6141	0.09	6011	0.09	536	0.01
972	972	659	0.01	.	.	825	0.01	406	0.01
973	973	3334	0.05	7045	0.11	6680	0.10	5703	0.08
974	974	9624	0.15	22986	0.35	12353	0.18	13479	0.20
975	975	659	0.01	855	0.01	3288	0.05	.	.
976	976	2135	0.03	2058	0.03	756	0.01	7676	0.11
977	977	.	.	2967	0.04	4703	0.07	.	.
978	978	.	.	8299	0.12	1923	0.03	811	0.01
979	979	3333	0.05	1685	0.03	1571	0.02	3125	0.05
982	982	6067	0.09	4751	0.07	5122	0.08	5420	0.08
983	983	19418	0.30	8192	0.12	366	0.01	6820	0.10
985	985	138463	2.13	147789	2.22	128636	1.91	118104	1.75
986	986	147018	2.26	127199	1.91	153980	2.28	174720	2.59
987	987	234114	3.60	203546	3.06	211158	3.13	219346	3.25
988	988	24500	0.38	20248	0.30	23877	0.35	24540	0.36
989	989	28866	0.44	42775	0.64	24164	0.36	25742	0.38
990	990	44353	0.68	36892	0.55	40220	0.60	42549	0.63
993	993	247632	3.80	275909	4.14	254604	3.77	257693	3.82
994	994	530	0.01
995	995	17612	0.27	18904	0.28	14214	0.21	14488	0.21
996	996	53760	0.83	58398	0.88	75762	1.12	55056	0.82
999	999	56667	0.87	39242	0.59	45017	0.67	49933	0.74

2002 HEALTH CARE SURVEY OF DOD BENEFICIARIES – FINAL

DMIS_ID - DMIS ID		Unweighted									
Value	Formatted Value	Q1		Q2		Q3		Q4		Count	Percent
		Count	Percent	Count	Percent	Count	Percent	Count	Percent		
1	1	73	0.53	61	0.44	66	0.47	65	0.51		
3	3	105	0.76	113	0.81	107	0.76	89	0.70		
4	4	126	0.91	129	0.92	120	0.85	118	0.92		
5	5	53	0.38	55	0.39	59	0.42	48	0.38		
6	6	106	0.76	126	0.90	123	0.87	109	0.85		
8	8	105	0.76	88	0.63	109	0.77	92	0.72		
9	9	147	1.06	156	1.12	154	1.09	132	1.03		
10	10	101	0.73	109	0.78	117	0.83	102	0.80		
13	13	109	0.79	103	0.74	115	0.82	102	0.80		
14	14	120	0.87	160	1.15	165	1.17	157	1.23		
15	15	9	0.06	13	0.09	8	0.06	14	0.11		
18	18	35	0.25	41	0.29	33	0.23	48	0.38		
19	19	40	0.29	34	0.24	36	0.26	39	0.31		
24	24	80	0.58	90	0.64	106	0.75	88	0.69		
26	26	6	0.04	16	0.11	13	0.09	9	0.07		
28	28	75	0.54	72	0.52	75	0.53	73	0.57		
29	29	90	0.65	110	0.79	119	0.84	110	0.86		
30	30	79	0.57	72	0.52	90	0.64	59	0.46		
32	32	90	0.65	92	0.66	91	0.65	85	0.67		
33	33	94	0.68	111	0.80	105	0.74	116	0.91		
34	34	7	0.05	7	0.05	2	0.01	2	0.02		
35	35	52	0.38	52	0.37	36	0.26	39	0.31		
36	36	98	0.71	105	0.75	115	0.82	94	0.74		
37	37	107	0.77	124	0.89	117	0.83	104	0.81		
38	38	92	0.66	117	0.84	114	0.81	97	0.76		
39	39	92	0.66	112	0.80	118	0.84	107	0.84		
42	42	130	0.94	149	1.07	138	0.98	147	1.15		
43	43	118	0.85	102	0.73	112	0.79	90	0.70		
45	45	154	1.11	201	1.44	190	1.35	158	1.24		
46	46	100	0.72	122	0.87	118	0.84	105	0.82		
47	47	82	0.59	97	0.70	106	0.75	98	0.77		
48	48	87	0.63	81	0.58	94	0.67	99	0.78		
49	49	66	0.48	77	0.55	71	0.50	64	0.50		
50	50	6	0.04	10	0.07	13	0.09	9	0.07		
51	51	134	0.97	112	0.80	117	0.83	92	0.72		
52	52	100	0.72	128	0.92	98	0.70	99	0.78		
53	53	99	0.71	113	0.81	102	0.72	91	0.71		
55	55	130	0.94	130	0.93	142	1.01	136	1.06		
56	56	113	0.82	101	0.72	123	0.87	99	0.78		
57	57	90	0.65	88	0.63	81	0.57	94	0.74		
58	58	86	0.62	69	0.49	67	0.48	55	0.43		
59	59	71	0.51	73	0.52	75	0.53	64	0.50		
60	60	80	0.58	89	0.64	102	0.72	80	0.63		
61	61	118	0.85	118	0.85	121	0.86	113	0.88		
62	62	113	0.82	98	0.70	94	0.67	86	0.67		
64	64	89	0.64	95	0.68	84	0.60	94	0.74		
66	66	112	0.81	120	0.86	132	0.94	110	0.86		
67	67	126	0.91	153	1.10	149	1.06	151	1.18		
68	68	19	0.14	19	0.14	12	0.09	20	0.16		
69	69	48	0.35	53	0.38	54	0.38	55	0.43		
73	73	89	0.64	106	0.76	103	0.73	97	0.76		
74	74	39	0.28	36	0.26	41	0.29	26	0.20		
75	75	118	0.85	112	0.80	111	0.79	95	0.74		
76	76	50	0.36	30	0.21	42	0.30	42	0.33		
77	77	36	0.26	43	0.31	45	0.32	32	0.25		
78	78	107	0.77	117	0.84	129	0.92	132	1.03		
79	79	104	0.75	132	0.95	135	0.96	133	1.04		
81	81	20	0.14	21	0.15	17	0.12	15	0.12		
83	83	82	0.59	79	0.57	83	0.59	77	0.60		
84	84	14	0.10	12	0.09	21	0.15	22	0.17		

2002 HEALTH CARE SURVEY OF DOD BENEFICIARIES – FINAL

85	85	25	0.18	25	0.18	32	0.23	18	0.14
86	86	83	0.60	95	0.68	91	0.65	91	0.71
89	89	78	0.56	85	0.61	83	0.59	68	0.53
90	90	100	0.72	112	0.80	101	0.72	90	0.70
91	91	109	0.79	99	0.71	102	0.72	105	0.82
92	92	84	0.61	86	0.62	85	0.60	87	0.68
93	93	14	0.10	26	0.19	21	0.15	18	0.14
94	94	26	0.19	31	0.22	39	0.28	33	0.26
95	95	109	0.79	135	0.97	124	0.88	120	0.94
96	96	58	0.42	64	0.46	72	0.51	71	0.56
97	97	9	0.06	11	0.08	11	0.08	9	0.07
98	98	90	0.65	86	0.62	84	0.60	86	0.67
100	100	40	0.29	52	0.37	50	0.35	40	0.31
101	101	98	0.71	100	0.72	98	0.70	92	0.72
103	103	86	0.62	82	0.59	93	0.66	81	0.63
104	104	77	0.56	79	0.57	93	0.66	68	0.53
105	105	100	0.72	95	0.68	100	0.71	90	0.70
106	106	57	0.41	49	0.35	46	0.33	53	0.41
107	107	10	0.07	6	0.04	13	0.09	11	0.09
108	108	85	0.61	66	0.47	69	0.49	55	0.43
109	109	133	0.96	161	1.15	141	1.00	128	1.00
110	110	88	0.63	88	0.63	82	0.58	73	0.57
112	112	73	0.53	59	0.42	79	0.56	70	0.55
113	113	103	0.74	106	0.76	104	0.74	91	0.71
114	114	5	0.04	8	0.06	6	0.04	7	0.05
117	117	93	0.67	102	0.73	100	0.71	117	0.92
118	118	50	0.36	60	0.43	46	0.33	53	0.41
119	119	59	0.43	58	0.42	76	0.54	70	0.55
120	120	126	0.91	119	0.85	135	0.96	111	0.87
121	121	82	0.59	99	0.71	97	0.69	86	0.67
122	122	13	0.09	14	0.10	16	0.11	19	0.15
123	123	121	0.87	135	0.97	148	1.05	124	0.97
124	124	150	1.08	139	1.00	146	1.04	141	1.10
125	125	103	0.74	141	1.01	141	1.00	140	1.10
126	126	76	0.55	82	0.59	86	0.61	82	0.64
127	127	92	0.66	95	0.68	76	0.54	82	0.64
128	128	120	0.87	91	0.65	103	0.73	92	0.72
129	129	49	0.35	55	0.39	43	0.31	40	0.31
130	130	4	0.03	6	0.04	7	0.05	2	0.02
131	131	91	0.66	76	0.54	68	0.48	69	0.54
190	190	39	0.28	24	0.17	37	0.26	39	0.31
191	191	4	0.03	5	0.04	4	0.03	6	0.05
192	192	1	0.01	4	0.03	3	0.02	2	0.02
193	193	14	0.10	10	0.07	7	0.05	2	0.02
194	194	15	0.11	16	0.11	18	0.13	13	0.10
196	196	1	0.01	5	0.04	5	0.04	4	0.03
197	197	1	0.01	2	0.01	3	0.02	3	0.02
198	198	9	0.06	11	0.08	5	0.04	7	0.05
199	199	5	0.04	2	0.01	2	0.01	1	0.01
203	203	24	0.17	28	0.20	19	0.13	21	0.16
204	204	7	0.05	11	0.08	6	0.04	6	0.05
206	206	4	0.03	2	0.01	5	0.04	3	0.02
208	208	3	0.02	6	0.04	4	0.03	3	0.02
209	209	1	0.01
210	210	2	0.01	2	0.01	5	0.04	2	0.02
212	212	9	0.06	9	0.06	10	0.07	5	0.04
217	217	2	0.01	2	0.02
230	230	1	0.01	3	0.02
231	231	3	0.02	11	0.08	12	0.09	12	0.09
232	232	3	0.02	2	0.01	4	0.03	4	0.03
233	233	1	0.01	3	0.02	4	0.03	3	0.02
239	239	1	0.01	1	0.01	.	.	1	0.01
247	247	6	0.04	6	0.04	4	0.03	3	0.02
248	248	32	0.23	37	0.27	41	0.29	32	0.25
250	250	2	0.01
252	252	133	0.96	42	0.30	46	0.33	35	0.27
256	256	23	0.17	34	0.24	33	0.23	34	0.27
260	260	5	0.04	4	0.03	6	0.04	4	0.03
261	261	5	0.04	2	0.01	6	0.04	5	0.04
262	262	3	0.02	4	0.03	5	0.04	3	0.02
265	265	7	0.05	1	0.01

2002 HEALTH CARE SURVEY OF DOD BENEFICIARIES – FINAL

266	266	7	0.05	7	0.05	9	0.06	5	0.04
269	269	4	0.03	5	0.04	6	0.04	4	0.03
272	272	14	0.10	15	0.11	14	0.10	13	0.10
273	273	18	0.13	33	0.24	26	0.18	22	0.17
275	275	2	0.01	2	0.01	2	0.01	.	.
276	276	1	0.01	1	0.01
277	277	1	0.01	1	0.01	.	.	1	0.01
280	280	58	0.42	68	0.49	66	0.47	51	0.40
281	281	13	0.09	13	0.09	14	0.10	10	0.08
284	284	4	0.03	2	0.01	3	0.02	2	0.02
285	285	30	0.22	38	0.27	24	0.17	23	0.18
287	287	122	0.88	124	0.89	138	0.98	100	0.78
290	290	1	0.01	1	0.01
297	297	2	0.01	2	0.01	5	0.04	3	0.02
298	298	1	0.01	1	0.01
299	299	44	0.32	51	0.37	41	0.29	21	0.16
301	301	1	0.01	1	0.01	1	0.01	1	0.01
306	306	16	0.12	22	0.16	14	0.10	13	0.10
308	308	14	0.10	8	0.06	16	0.11	12	0.09
309	309	8	0.06	16	0.11	12	0.09	19	0.15
310	310	48	0.35	50	0.36	62	0.44	51	0.40
313	313	2	0.01	2	0.01	4	0.03	5	0.04
316	316	3	0.02	2	0.01	1	0.01	2	0.02
317	317	3	0.02	1	0.01	5	0.04	.	.
319	319	12	0.09	17	0.12	10	0.07	7	0.05
321	321	15	0.11	14	0.10	8	0.06	17	0.13
322	322	3	0.02	1	0.01	2	0.01	1	0.01
326	326	106	0.76	93	0.67	99	0.70	94	0.74
327	327	2	0.01	1	0.01	1	0.01	1	0.01
328	328	11	0.08	8	0.06	9	0.06	6	0.05
330	330	35	0.25	31	0.22	33	0.23	39	0.31
335	335	12	0.09	11	0.08	11	0.08	12	0.09
337	337	4	0.03	13	0.09	13	0.09	4	0.03
338	338	28	0.20	29	0.21	24	0.17	27	0.21
347	347	8	0.06	2	0.01	5	0.04	5	0.04
352	352	17	0.12	21	0.15	28	0.20	31	0.24
356	356	44	0.32	19	0.14	18	0.13	18	0.14
358	358	3	0.02	3	0.02	10	0.07	2	0.02
360	360	2	0.01	.	.	1	0.01	2	0.02
363	363	7	0.05	8	0.06	9	0.06	7	0.05
364	364	31	0.22	28	0.20	33	0.23	35	0.27
365	365	12	0.09	8	0.06	11	0.08	.	.
366	366	127	0.92	103	0.74	131	0.93	101	0.79
369	369	9	0.06	8	0.06	17	0.12	16	0.13
370	370	19	0.14	23	0.16	20	0.14	16	0.13
372	372	1	0.01	3	0.02	2	0.01	6	0.05
378	378	99	0.71	10	0.07	16	0.11	16	0.13
380	380	1	0.01
381	381	1	0.01	1	0.01
382	382	1	0.01	2	0.01	1	0.01	2	0.02
385	385	90	0.65	78	0.56	89	0.63	89	0.70
386	386	2	0.01	7	0.05	6	0.04	4	0.03
387	387	105	0.76	11	0.08	12	0.09	14	0.11
390	390	18	0.13	16	0.11	23	0.16	23	0.18
395	395	9	0.06	10	0.07	23	0.16	13	0.10
398	398	1	0.01	2	0.01	1	0.01	3	0.02
401	401	3	0.02	.	.	3	0.02	2	0.02
404	404	1	0.01	1	0.01	.	.	1	0.01
405	405	11	0.08	12	0.09	13	0.09	6	0.05
407	407	7	0.05	6	0.04	5	0.04	3	0.02
413	413	12	0.09	14	0.10	20	0.14	14	0.11
416	416	5	0.04	5	0.04	5	0.04	4	0.03
417	417	3	0.02	2	0.01	.	.	1	0.01
418	418	4	0.03	.	.	2	0.01	3	0.02
419	419	.	.	1	0.01	1	0.01	.	.
420	420	2	0.01	2	0.01	1	0.01	4	0.03
421	421	.	.	2	0.01	.	.	1	0.01
422	422	3	0.02	1	0.01
423	423	2	0.01	2	0.01	1	0.01	1	0.01
424	424	2	0.01
425	425	6	0.04	10	0.07	6	0.04	6	0.05

2002 HEALTH CARE SURVEY OF DOD BENEFICIARIES – FINAL

426	426	2	0.01	8	0.06	8	0.06	5	0.04
428	428	9	0.06	10	0.07	4	0.03	7	0.05
430	430	2	0.02
431	431	2	0.01	2	0.01	.	.	1	0.01
432	432	5	0.04	3	0.02	8	0.06	5	0.04
433	433	4	0.03	.	.	1	0.01	.	.
434	434	1	0.01	1	0.01
435	435	.	.	2	0.01	2	0.01	6	0.05
436	436	.	.	2	0.01	2	0.01	4	0.03
437	437	7	0.05	12	0.09	9	0.06	15	0.12
449	449	.	.	1	0.01
464	464	3	0.02
508	508	120	0.87	12	0.09	15	0.11	11	0.09
511	511	84	0.61	40	0.29	27	0.19	23	0.18
513	513	1	0.01	2	0.01	1	0.01	1	0.01
517	517	5	0.04	7	0.05	4	0.03	3	0.02
519	519	.	.	2	0.01	1	0.01	.	.
522	522	4	0.03	4	0.03	1	0.01	1	0.01
534	534	57	0.41	10	0.07	17	0.12	14	0.11
545	545	1	0.01	.	.	1	0.01	.	.
606	606	30	0.22	42	0.30	33	0.23	27	0.21
607	607	31	0.22	43	0.31	31	0.22	29	0.23
609	609	27	0.19	28	0.20	21	0.15	24	0.19
610	610	9	0.06	17	0.12	9	0.06	4	0.03
611	611	6	0.04	3	0.02	9	0.06	11	0.09
612	612	40	0.29	24	0.17	28	0.20	15	0.12
614	614	7	0.05	4	0.03	6	0.04	7	0.05
615	615	6	0.04	5	0.04	3	0.02	4	0.03
616	616	59	0.43	50	0.36	54	0.38	46	0.36
617	617	12	0.09	11	0.08	6	0.04	4	0.03
618	618	10	0.07	20	0.14	14	0.10	17	0.13
620	620	40	0.29	48	0.34	36	0.26	35	0.27
621	621	34	0.25	26	0.19	20	0.14	17	0.13
622	622	39	0.28	53	0.38	54	0.38	29	0.23
623	623	6	0.04	15	0.11	8	0.06	11	0.09
624	624	11	0.08	17	0.12	10	0.07	7	0.05
625	625	4	0.03	6	0.04	6	0.04	13	0.10
629	629	2	0.01	7	0.05	7	0.05	4	0.03
633	633	60	0.43	64	0.46	57	0.40	28	0.22
635	635	8	0.06	6	0.04	12	0.09	6	0.05
637	637	20	0.14	21	0.15	20	0.14	9	0.07
638	638	44	0.32	51	0.37	53	0.38	44	0.34
639	639	37	0.27	24	0.17	32	0.23	28	0.22
640	640	52	0.38	36	0.26	36	0.26	41	0.32
653	653	4	0.03	3	0.02	5	0.04	3	0.02
654	654	2	0.01	4	0.03	.	.	5	0.04
656	656	15	0.11	21	0.15	21	0.15	15	0.12
701	701	2	0.01	5	0.04	5	0.04	7	0.05
703	703	2	0.01	5	0.04	4	0.03	3	0.02
781	781	1	0.01	5	0.04	4	0.03	3	0.02
782	782	3	0.02	9	0.06	11	0.08	11	0.09
783	783	.	.	7	0.05	2	0.01	1	0.01
784	784	9	0.06	21	0.15	33	0.23	26	0.20
785	785	13	0.09	35	0.25	18	0.13	24	0.19
786	786	4	0.03	2	0.01	4	0.03	1	0.01
788	788	5	0.04	17	0.12	7	0.05	14	0.11
789	789	.	.	1	0.01	3	0.02	3	0.02
799	799	38	0.27	25	0.18	20	0.14	24	0.19
800	800	3	0.02	13	0.09	8	0.06	.	.
802	802	16	0.12	28	0.20	22	0.16	18	0.14
804	804	87	0.63	71	0.51	83	0.59	60	0.47
805	805	63	0.45	52	0.37	69	0.49	44	0.34
806	806	120	0.87	82	0.59	66	0.47	57	0.45
808	808	13	0.09	17	0.12	20	0.14	3	0.02
814	814	10	0.07	5	0.04	6	0.04	13	0.10
825	825	2	0.01	6	0.04	3	0.02	2	0.02
851	851	1	0.01	1	0.01	3	0.02	1	0.01
852	852	3	0.02	11	0.08	3	0.02	3	0.02
853	853	10	0.07	5	0.04	10	0.07	4	0.03
855	855	1	0.01	5	0.04	2	0.01	.	.
858	858	1	0.01	2	0.01

2002 HEALTH CARE SURVEY OF DOD BENEFICIARIES – FINAL

861	861	2	0.01	7	0.05	2	0.01	7	0.05
862	862	9	0.06	7	0.05	21	0.15	7	0.05
871	871	20	0.14	13	0.09	13	0.09	10	0.08
872	872	5	0.04	2	0.01	3	0.02	2	0.02
874	874	.	.	2	0.01	.	.	1	0.01
896	896	3	0.02
901	901	30	0.22	51	0.37	49	0.35	40	0.31
902	902	19	0.14	7	0.05	6	0.04	4	0.03
904	904	5	0.04	30	0.21	36	0.26	35	0.27
906	906	9	0.06	28	0.20	28	0.20	27	0.21
907	907	11	0.08	19	0.14	17	0.12	16	0.13
908	908	2	0.01	15	0.11	8	0.06	5	0.04
911	911	32	0.23	59	0.42	59	0.42	55	0.43
912	912	1	0.01	3	0.02	5	0.04	2	0.02
914	914	11	0.08	18	0.13	24	0.17	11	0.09
915	915	13	0.09	26	0.19	19	0.13	25	0.20
917	917	7	0.05	19	0.14	26	0.18	24	0.19
918	918	4	0.03	23	0.16	11	0.08	14	0.11
920	920	4	0.03	15	0.11	16	0.11	12	0.09
921	921	8	0.06	22	0.16	17	0.12	16	0.13
922	922	13	0.09	15	0.11	21	0.15	25	0.20
923	923	13	0.09	35	0.25	33	0.23	31	0.24
924	924	7	0.05	30	0.21	20	0.14	25	0.20
925	925	18	0.13	10	0.07	14	0.10	13	0.10
927	927	4	0.03	15	0.11	13	0.09	5	0.04
928	928	5	0.04	10	0.07	8	0.06	3	0.02
929	929	7	0.05	7	0.05	8	0.06	7	0.05
930	930	1	0.01	13	0.09	12	0.09	9	0.07
931	931	14	0.10	27	0.19	34	0.24	25	0.20
932	932	8	0.06	21	0.15	26	0.18	19	0.15
933	933	8	0.06	37	0.27	38	0.27	54	0.42
934	934	40	0.29	56	0.40	55	0.39	55	0.43
935	935	4	0.03	5	0.04	2	0.01	2	0.02
936	936	13	0.09	38	0.27	29	0.21	31	0.24
937	937	19	0.14	38	0.27	39	0.28	41	0.32
938	938	20	0.14	30	0.21	23	0.16	21	0.16
939	939	16	0.12	52	0.37	64	0.45	59	0.46
940	940	4	0.03	8	0.06	9	0.06	14	0.11
941	941	8	0.06	26	0.19	24	0.17	6	0.05
942	942	4	0.03	7	0.05	5	0.04	9	0.07
943	943	25	0.18	40	0.29	42	0.30	50	0.39
945	945	14	0.10	24	0.17	13	0.09	18	0.14
946	946	3	0.02	7	0.05	2	0.01	6	0.05
948	948	38	0.27	27	0.19	38	0.27	29	0.23
950	950	12	0.09	23	0.16	26	0.18	26	0.20
951	951	1	0.01	5	0.04	7	0.05	4	0.03
953	953	3	0.02	13	0.09	19	0.13	10	0.08
957	957	8	0.06	5	0.04	7	0.05	3	0.02
958	958	1	0.01	.	.
960	960	1	0.01	.	.	3	0.02	2	0.02
961	961	1	0.01	1	0.01
965	965	2	0.01	.	.	1	0.01	1	0.01
968	968	3	0.02	1	0.01
970	970	1	0.01
971	971	1	0.01	4	0.03	3	0.02	1	0.01
972	972	2	0.01	1	0.01	.	.	2	0.02
973	973	1	0.01	4	0.03	3	0.02	3	0.02
974	974	3	0.02	11	0.08	6	0.04	6	0.05
975	975	2	0.01	1	0.01	2	0.01	.	.
976	976	1	0.01	1	0.01
977	977	3	0.02	2	0.01	1	0.01	1	0.01
978	978	.	.	1	0.01	1	0.01	2	0.02
979	979	1	0.01	.	.	1	0.01	.	.
982	982	2	0.01	1	0.01	3	0.02	1	0.01
983	983	5	0.04	8	0.06	4	0.03	5	0.04
985	985	74	0.53	77	0.55	71	0.50	57	0.45
986	986	66	0.48	55	0.39	75	0.53	84	0.66
987	987	37	0.27	94	0.67	81	0.57	89	0.70
988	988	6	0.04	5	0.04	6	0.04	9	0.07
989	989	10	0.07	19	0.14	15	0.11	7	0.05
990	990	7	0.05	16	0.11	18	0.13	18	0.14

2002 HEALTH CARE SURVEY OF DOD BENEFICIARIES – FINAL

993	993	45	0.32	120	0.86	117	0.83	114	0.89
995	995	2	0.01	11	0.08	6	0.04	7	0.05
996	996	23	0.17	34	0.24	41	0.29	25	0.20
999	999	4	0.03	3	0.02	5	0.04	7	0.05
1003	1003	5	0.04	10	0.07	10	0.07	10	0.08
1013	1013	6	0.04	9	0.06	8	0.06	5	0.04
1014	1014	1	0.01	3	0.02	3	0.02	.	.
1015	1015	5	0.04	7	0.05	8	0.06	9	0.07
1016	1016	3	0.02	3	0.02	5	0.04	4	0.03
1017	1017	6	0.04	4	0.03	7	0.05	5	0.04
1019	1019	4	0.03	8	0.06	9	0.06	3	0.02
1124	1124	3	0.02	9	0.06	11	0.08	5	0.04
1126	1126	19	0.14	23	0.16	19	0.13	12	0.09
1127	1127	3	0.02	3	0.02	6	0.04	8	0.06
1128	1128	8	0.06	4	0.03	7	0.05	3	0.02
1135	1135	.	.	4	0.03	2	0.01	1	0.01
1144	1144	.	.	5	0.04	4	0.03	3	0.02
1145	1145	2	0.01	2	0.01	1	0.01	2	0.02
1147	1147	12	0.09	21	0.15	15	0.11	14	0.11
1153	1153	5	0.04	9	0.06	11	0.08	5	0.04
1154	1154	.	.	3	0.02	1	0.01	3	0.02
1156	1156	5	0.04	5	0.04	8	0.06	4	0.03
1157	1157	11	0.08	18	0.13	14	0.10	9	0.07
1158	1158	3	0.02	5	0.04	4	0.03	4	0.03
1170	1170	3	0.02	7	0.05	1	0.01	3	0.02
1179	1179	.	.	1	0.01	2	0.01	1	0.01
1235	1235	1	0.01	3	0.02	5	0.04	2	0.02
1237	1237	2	0.01	1	0.01
1269	1269	6	0.04	3	0.02	8	0.06	6	0.05
1307	1307	1	0.01	.	.
1316	1316	7	0.05	11	0.08	8	0.06	12	0.09
1506	1506	5	0.04	4	0.03	6	0.04	5	0.04
1550	1550	.	.	2	0.01	2	0.01	.	.
1551	1551	11	0.08	10	0.07	9	0.06	9	0.07
1552	1552	1	0.01	2	0.01	3	0.02	2	0.02
1560	1560	2	0.01	1	0.01	2	0.01	4	0.03
1562	1562	2	0.01	5	0.04	2	0.01	5	0.04
1563	1563	5	0.04	7	0.05	4	0.03	3	0.02
1564	1564	6	0.04	8	0.06	8	0.06	8	0.06
1592	1592	66	0.48	23	0.16	34	0.24	14	0.11
1593	1593	5	0.04	12	0.09	12	0.09	.	.
1597	1597	3	0.02	4	0.03	5	0.04	3	0.02
1599	1599	2	0.01	3	0.02	4	0.03	4	0.03
1617	1617	8	0.06	19	0.14	23	0.16	29	0.23
1646	1646	2	0.01	5	0.04	7	0.05	3	0.02
1649	1649	2	0.01	3	0.02	2	0.01	2	0.02
1656	1656	13	0.09	13	0.09	11	0.08	11	0.09
1657	1657	3	0.02	3	0.02	4	0.03	1	0.01
1659	1659	1	0.01	.	.	1	0.01	.	.
1660	1660	5	0.04	2	0.01	1	0.01	3	0.02
1663	1663	1	0.01	1	0.01
1664	1664	.	.	2	0.01	.	.	1	0.01
1670	1670	5	0.04	5	0.04	1	0.01	2	0.02
1671	1671	13	0.09	12	0.09	4	0.03	2	0.02
1745	1745	13	0.09	13	0.09	26	0.18	.	.
1815	1815	8	0.06	15	0.11	5	0.04	10	0.08
1959	1959	2	0.01	5	0.04	5	0.04	5	0.04
1975	1975	2	0.01	1	0.01	1	0.01	.	.
1976	1976	3	0.02	10	0.07	2	0.01	.	.
1977	1977	2	0.01	3	0.02	1	0.01	.	.
1978	1978	7	0.05	6	0.04	1	0.01	.	.
1979	1979	13	0.09	7	0.05	.	.	2	0.02
1980	1980	6	0.04	15	0.11	1	0.01	2	0.02
1987	1987	3	0.02	2	0.01	2	0.01	2	0.02
1990	1990	4	0.03	2	0.01	1	0.01	1	0.01
1992	1992	1	0.01	1	0.01	1	0.01	2	0.02
3031	3031	1	0.01	2	0.01	1	0.01	.	.
5197	5197	1	0.01	5	0.04	2	0.01	4	0.03
6014	6014	12	0.09
6200	6200	17	0.12	27	0.19	41	0.29	27	0.21
6201	6201	136	0.98	22	0.16	26	0.18	27	0.21

2002 HEALTH CARE SURVEY OF DOD BENEFICIARIES – FINAL

6207	6207	7	0.05	8	0.06	5	0.04	5	0.04
6214	6214	8	0.06	13	0.09	11	0.08	11	0.09
6215	6215	7	0.05	7	0.05	5	0.04	4	0.03
6216	6216	3	0.02	11	0.08	11	0.08	5	0.04
6221	6221	9	0.06	10	0.07	8	0.06	6	0.05
6301	6301	11	0.08	5	0.04	5	0.04	7	0.05
6302	6302	2	0.01	.	.
6303	6303	13	0.09	8	0.06	12	0.09	5	0.04
6304	6304	2	0.01	1	0.01	4	0.03	1	0.01
6305	6305	.	.	3	0.02	2	0.01	.	.
6307	6307	7	0.05	13	0.09	8	0.06	9	0.07
6309	6309	1	0.01	1	0.01
6311	6311	17	0.12	22	0.16	19	0.13	19	0.15
6312	6312	9	0.06	7	0.05	8	0.06	10	0.08
6314	6314	1	0.01	.	.	1	0.01	.	.
6315	6315	6	0.04	6	0.04	5	0.04	2	0.02
6317	6317	1	0.01	.	.
6318	6318	1	0.01	6	0.04	4	0.03	7	0.05
6319	6319	14	0.10	14	0.10	15	0.11	10	0.08
6903	6903	88	0.63	67	0.48	81	0.57	77	0.60
6904	6904	63	0.45	49	0.35	26	0.18	67	0.52
6906	6906	58	0.42	66	0.47	64	0.45	65	0.51
6907	6907	14	0.10	16	0.11	23	0.16	17	0.13
6908	6908	55	0.40	25	0.18	24	0.17	20	0.16
6909	6909	86	0.62	50	0.36	53	0.38	51	0.40
6910	6910	64	0.46	24	0.17	20	0.14	34	0.27
6911	6911	33	0.24	17	0.12	17	0.12	20	0.16
6912	6912	8	0.06	5	0.04	6	0.04	4	0.03
7032	7032	9	0.06	6	0.04	10	0.07	5	0.04
7033	7033	7	0.05	4	0.03	5	0.04	4	0.03
7042	7042	3	0.02	3	0.02	3	0.02	1	0.01
7043	7043	2	0.01	.	.
7044	7044	4	0.03	1	0.01	.	.	2	0.02
7045	7045	4	0.03	1	0.01	3	0.02	6	0.05
7047	7047	2	0.01	1	0.01	1	0.01	1	0.01
7048	7048	1	0.01	.	.	1	0.01	.	.
7083	7083	1	0.01	.	.
7107	7107	2	0.01	1	0.01	.	.	1	0.01
7113	7113	48	0.35	33	0.24	41	0.29	38	0.30
7138	7138	5	0.04	12	0.09	8	0.06	6	0.05
7139	7139	122	0.88	105	0.75	107	0.76	99	0.78
7143	7143	11	0.08	17	0.12	21	0.15	10	0.08
7152	7152	7	0.05	.	.	3	0.02	1	0.01
7197	7197	4	0.03	.	.	2	0.01	9	0.07
7200	7200	25	0.18	18	0.13	16	0.11	21	0.16
7234	7234	2	0.01	2	0.01	4	0.03	4	0.03
7235	7235	3	0.02	1	0.01	.	.	2	0.02
7236	7236	94	0.68	17	0.12	19	0.13	15	0.12
7239	7239	4	0.03	7	0.05	8	0.06	8	0.06
7286	7286	90	0.65	18	0.13	22	0.16	22	0.17
7289	7289	18	0.13	15	0.11	14	0.10	23	0.18
7293	7293	58	0.42	14	0.10	11	0.08	5	0.04
7294	7294	81	0.58	23	0.16	32	0.23	35	0.27
7297	7297	6	0.04	3	0.02	14	0.10	7	0.05
7298	7298	6	0.04	12	0.09	7	0.05	8	0.06
7300	7300	5	0.04	5	0.04	6	0.04	5	0.04
7307	7307	13	0.09	30	0.21	24	0.17	22	0.17
7903	7903	6	0.04	3	0.02	5	0.04	2	0.02
7904	7904	9	0.06	.	.	7	0.05	3	0.02
7906	7906	7	0.05	6	0.04	7	0.05	8	0.06
7908	7908	16	0.12	12	0.09	15	0.11	17	0.13
7909	7909	1	0.01	.	.	1	0.01	3	0.02
7910	7910	10	0.07	5	0.04	10	0.07	5	0.04
7911	7911	6	0.04	2	0.01	5	0.04	1	0.01
7912	7912	1	0.01	.	.	1	0.01	.	.
7916	7916	2	0.01	.	.	1	0.01	.	.
8001	8001	19	0.14	13	0.09	11	0.08	9	0.07
8002	8002	19	0.14	13	0.09	7	0.05	15	0.12
8003	8003	29	0.21	11	0.08	13	0.09	13	0.10
8004	8004	12	0.09	6	0.04	12	0.09	10	0.08
8005	8005	10	0.07	14	0.10	6	0.04	12	0.09

2002 HEALTH CARE SURVEY OF DOD BENEFICIARIES – FINAL

8006	8006	61	0.44	15	0.11	13	0.09	23	0.18
8007	8007	1	0.01	8	0.06	4	0.03	2	0.02
8008	8008					3	0.02		
8009	8009	7	0.05	8	0.06	12	0.09	13	0.10
8010	8010	13	0.09	10	0.07	7	0.05	6	0.05
8011	8011	11	0.08	1	0.01	1	0.01	1	0.01
8012	8012	1	0.01			2	0.01	2	0.02
8013	8013	1	0.01						
8015	8015	7	0.05	2	0.01	4	0.03	4	0.03
8016	8016	5	0.04	7	0.05	7	0.05	8	0.06
8018	8018	2	0.01	2	0.01	5	0.04	2	0.02
8903	8903	4	0.03	6	0.04	8	0.06	4	0.03
8907	8907	3	0.02	4	0.03	6	0.04	3	0.02
8910	8910			1	0.01	2	0.01		
8912	8912	4	0.03	4	0.03	5	0.04	5	0.04
8913	8913	3	0.02	1	0.01	1	0.01	1	0.01
8916	8916	18	0.13	14	0.10	16	0.11	13	0.10
8917	8917			1	0.01	2	0.01	1	0.01
8921	8921	1	0.01	1	0.01	1	0.01		
8924	8924	8	0.06	3	0.02	8	0.06	3	0.02
8931	8931	2	0.01	8	0.06	5	0.04	4	0.03
8939	8939			1	0.01				
8977	8977	1	0.01			1	0.01		
8982	8982	1	0.01	4	0.03			1	0.01
8987	8987	8	0.06	7	0.05	4	0.03	5	0.04
8992	8992	1	0.01	2	0.01	6	0.04	4	0.03
8995	8995	11	0.08	9	0.06	8	0.06	10	0.08
8996	8996	4	0.03	2	0.01	5	0.04	1	0.01
8998	8998	6	0.04	12	0.09	7	0.05	5	0.04

Weighted

Value	Formatted Value	Q1		Q2		Q3		Q4	
		Count	Percent	Count	Percent	Count	Percent	Count	Percent
1	1	7152	0.11	6694	0.10	6796	0.10	8107	0.12
3	3	24424	0.38	23402	0.35	23542	0.35	23292	0.35
4	4	10442	0.16	10853	0.16	10954	0.16	10923	0.16
5	5	9266	0.14	9675	0.15	11723	0.17	10704	0.16
6	6	26959	0.41	26482	0.40	27846	0.41	26256	0.39
8	8	9494	0.15	9615	0.14	10328	0.15	10573	0.16
9	9	61346	0.94	62276	0.94	61538	0.91	60174	0.89
10	10	15448	0.24	16172	0.24	17032	0.25	17847	0.26
13	13	10727	0.16	10841	0.16	11006	0.16	11235	0.17
14	14	70027	1.08	73321	1.10	74365	1.10	72549	1.08
15	15	4137	0.06	4546	0.07	3229	0.05	5890	0.09
18	18	5988	0.09	6726	0.10	5653	0.08	7626	0.11
19	19	6699	0.10	5669	0.09	6233	0.09	6340	0.09
24	24	56270	0.86	55847	0.84	59093	0.88	58441	0.87
26	26	7169	0.11	12780	0.19	9456	0.14	7910	0.12
28	28	15524	0.24	15922	0.24	15330	0.23	16879	0.25
29	29	107161	1.65	118016	1.77	115806	1.72	112495	1.67
30	30	17092	0.26	17289	0.26	17855	0.26	18595	0.28
32	32	32388	0.50	33827	0.51	34600	0.51	35390	0.52
33	33	36661	0.56	38071	0.57	37038	0.55	39503	0.59
34	34	1120	0.02	1238	0.02	513	0.01	578	0.01
35	35	9001	0.14	8349	0.13	6923	0.10	9269	0.14
36	36	9218	0.14	9258	0.14	9994	0.15	10315	0.15
37	37	36123	0.55	38136	0.57	39319	0.58	34808	0.52
38	38	40523	0.62	46586	0.70	44918	0.67	44068	0.65
39	39	67106	1.03	65801	0.99	66725	0.99	67072	0.99
42	42	45435	0.70	49267	0.74	52151	0.77	48519	0.72
43	43	10112	0.16	10274	0.15	10288	0.15	10422	0.15
45	45	71024	1.09	76118	1.14	74369	1.10	71944	1.07
46	46	9904	0.15	11694	0.18	12319	0.18	12743	0.19
47	47	36970	0.57	39131	0.59	40212	0.60	39378	0.58
48	48	38508	0.59	35603	0.53	41004	0.61	41390	0.61
49	49	25632	0.39	26450	0.40	27140	0.40	24355	0.36
50	50	4938	0.08	6361	0.10	9300	0.14	8571	0.13

2002 HEALTH CARE SURVEY OF DOD BENEFICIARIES – FINAL

51	51	12296	0.19	12633	0.19	12846	0.19	13203	0.20
52	52	54115	0.83	56226	0.84	48629	0.72	48673	0.72
53	53	10295	0.16	10486	0.16	10687	0.16	10472	0.16
55	55	39787	0.61	42132	0.63	43623	0.65	41013	0.61
56	56	50820	0.78	47767	0.72	51418	0.76	41794	0.62
57	57	16768	0.26	17926	0.27	18279	0.27	17777	0.26
58	58	9974	0.15	11529	0.17	9579	0.14	9219	0.14
59	59	6522	0.10	6725	0.10	7328	0.11	7037	0.10
60	60	34273	0.53	35852	0.54	34296	0.51	33370	0.49
61	61	40991	0.63	40327	0.61	42081	0.62	41329	0.61
62	62	11060	0.17	11054	0.17	11481	0.17	11600	0.17
64	64	19548	0.30	19713	0.30	19955	0.30	20897	0.31
66	66	48146	0.74	56092	0.84	49561	0.73	44180	0.65
67	67	58708	0.90	64828	0.97	62676	0.93	66749	0.99
68	68	9880	0.15	8515	0.13	5052	0.07	9286	0.14
69	69	14652	0.23	14730	0.22	15767	0.23	15507	0.23
73	73	41099	0.63	39428	0.59	39459	0.58	40287	0.60
74	74	3971	0.06	4042	0.06	4211	0.06	3235	0.05
75	75	23321	0.36	24997	0.38	25073	0.37	23731	0.35
76	76	5827	0.09	5015	0.08	5996	0.09	7336	0.11
77	77	6683	0.10	7519	0.11	6861	0.10	5780	0.09
78	78	31780	0.49	31133	0.47	32536	0.48	33590	0.50
79	79	50988	0.78	54020	0.81	54132	0.80	53583	0.79
81	81	3566	0.05	3777	0.06	2716	0.04	3247	0.05
83	83	14143	0.22	14493	0.22	13981	0.21	15505	0.23
84	84	8460	0.13	7422	0.11	11056	0.16	11721	0.17
85	85	4381	0.07	4316	0.06	5171	0.08	3896	0.06
86	86	19344	0.30	18551	0.28	21568	0.32	21060	0.31
89	89	53237	0.82	48825	0.73	53158	0.79	42518	0.63
90	90	9485	0.15	9503	0.14	9736	0.14	10016	0.15
91	91	39309	0.60	38161	0.57	40272	0.60	39747	0.59
92	92	19106	0.29	19521	0.29	19784	0.29	18527	0.27
93	93	3998	0.06	6084	0.09	4697	0.07	4414	0.07
94	94	7671	0.12	7415	0.11	8684	0.13	8108	0.12
95	95	39414	0.61	42432	0.64	41922	0.62	41872	0.62
96	96	16925	0.26	15510	0.23	16616	0.25	18155	0.27
97	97	3382	0.05	4878	0.07	4984	0.07	4122	0.06
98	98	35385	0.54	33175	0.50	32564	0.48	34650	0.51
100	100	6861	0.11	8896	0.13	10675	0.16	9165	0.14
101	101	18082	0.28	18327	0.28	19511	0.29	20157	0.30
103	103	28368	0.44	27616	0.41	33365	0.49	28606	0.42
104	104	12057	0.19	14890	0.22	14241	0.21	14744	0.22
105	105	42947	0.66	44270	0.66	39728	0.59	40821	0.61
106	106	7176	0.11	6362	0.10	7314	0.11	7925	0.12
107	107	5567	0.09	3334	0.05	6160	0.09	6088	0.09
108	108	34036	0.52	30847	0.46	27747	0.41	26295	0.39
109	109	61801	0.95	64442	0.97	58596	0.87	61088	0.91
110	110	46930	0.72	49615	0.75	45505	0.67	44310	0.66
112	112	9217	0.14	9056	0.14	10012	0.15	9739	0.14
113	113	19649	0.30	18070	0.27	18304	0.27	20924	0.31
114	114	2961	0.05	4798	0.07	3804	0.06	4549	0.07
117	117	51597	0.79	56823	0.85	51393	0.76	71871	1.07
118	118	5974	0.09	6494	0.10	5567	0.08	6718	0.10
119	119	10707	0.16	10110	0.15	11571	0.17	13069	0.19
120	120	36160	0.56	38364	0.58	37944	0.56	39633	0.59
121	121	36898	0.57	39799	0.60	38189	0.57	35499	0.53
122	122	7120	0.11	7779	0.12	8753	0.13	9236	0.14
123	123	69035	1.06	66513	1.00	64983	0.96	58173	0.86
124	124	138135	2.12	130557	1.96	130228	1.93	131448	1.95
125	125	81705	1.26	88545	1.33	79250	1.17	86859	1.29
126	126	26669	0.41	27267	0.41	29424	0.44	27913	0.41
127	127	14412	0.22	15665	0.24	14546	0.22	14490	0.21
128	128	9095	0.14	9273	0.14	9470	0.14	9465	0.14
129	129	6115	0.09	7179	0.11	6859	0.10	5997	0.09
130	130	1022	0.02	1137	0.02	1841	0.03	665	0.01
131	131	8905	0.14	8590	0.13	8295	0.12	9237	0.14
190	190	17786	0.27	9828	0.15	18252	0.27	21023	0.31
191	191	4961	0.08	7461	0.11	7743	0.11	10255	0.15
192	192	1595	0.02	6610	0.10	4723	0.07	2689	0.04
193	193	12913	0.20	9780	0.15	5975	0.09	2157	0.03
194	194	10189	0.16	11331	0.17	18009	0.27	11333	0.17

2002 HEALTH CARE SURVEY OF DOD BENEFICIARIES – FINAL

196	196	1595	0.02	7349	0.11	8093	0.12	5741	0.09
197	197	7250	0.11	3359	0.05	4797	0.07	4476	0.07
198	198	6798	0.10	18431	0.28	9476	0.14	11320	0.17
199	199	3102	0.05	3310	0.05	2822	0.04	1798	0.03
203	203	5019	0.08	5805	0.09	4584	0.07	5411	0.08
204	204	1788	0.03	2084	0.03	1578	0.02	1996	0.03
206	206	353	0.01	232	0.00	608	0.01	368	0.01
208	208	3428	0.05	7780	0.12	3765	0.06	4080	0.06
209	209	782	0.01
210	210	2345	0.04	1138	0.02	3939	0.06	2047	0.03
212	212	2850	0.04	2547	0.04	2721	0.04	1868	0.03
217	217	1883	0.03	2720	0.04
230	230	3431	0.05	5170	0.08
231	231	10292	0.16	16826	0.25	17893	0.27	19706	0.29
232	232	7784	0.12	2508	0.04	5198	0.08	6503	0.10
233	233	3431	0.05	5061	0.08	5964	0.09	5170	0.08
239	239	922	0.01	1687	0.03	.	.	1139	0.02
247	247	5509	0.08	3803	0.06	3213	0.05	3279	0.05
248	248	5546	0.09	6232	0.09	6970	0.10	5080	0.08
250	250	295	0.00
252	252	13719	0.21	14209	0.21	15398	0.23	13069	0.19
256	256	10030	0.15	9425	0.14	10624	0.16	9767	0.14
260	260	3830	0.06	2651	0.04	3249	0.05	3038	0.05
261	261	2581	0.04	1325	0.02	2708	0.04	3398	0.05
262	262	1883	0.03	2651	0.04	2708	0.04	2279	0.03
265	265	3046	0.05	382	0.01
266	266	6967	0.11	5696	0.09	7428	0.11	5548	0.08
269	269	4691	0.07	3227	0.05	3729	0.06	3707	0.05
272	272	10261	0.16	9377	0.14	9282	0.14	9987	0.15
273	273	9344	0.14	11708	0.18	8972	0.13	8581	0.13
275	275	1616	0.02	1140	0.02	1420	0.02	.	.
276	276	995	0.02	1201	0.02
277	277	995	0.02	814	0.01	.	.	1201	0.02
280	280	9484	0.15	9570	0.14	10573	0.16	10585	0.16
281	281	1755	0.03	1327	0.02	2227	0.03	1721	0.03
284	284	748	0.01	295	0.00	503	0.01	542	0.01
285	285	4953	0.08	5669	0.09	3974	0.06	4611	0.07
287	287	8825	0.14	8797	0.13	9084	0.13	9196	0.14
290	290	410	0.01	425	0.01
297	297	1532	0.02	802	0.01	2166	0.03	1879	0.03
298	298	121	0.00	163	0.00
299	299	4937	0.08	5097	0.08	4654	0.07	3024	0.04
301	301	237	0.00	221	0.00	250	0.00	303	0.00
306	306	5084	0.08	6205	0.09	4214	0.06	3707	0.05
308	308	4015	0.06	2246	0.03	4519	0.07	3466	0.05
309	309	2377	0.04	4398	0.07	3612	0.05	5434	0.08
310	310	4870	0.07	4533	0.07	6497	0.10	6871	0.10
313	313	956	0.01	1165	0.02	1641	0.02	2124	0.03
316	316	1046	0.02	1325	0.02	352	0.01	741	0.01
317	317	1879	0.03	461	0.01	2342	0.03	.	.
319	319	3074	0.05	4212	0.06	2498	0.04	2495	0.04
321	321	1640	0.03	1275	0.02	845	0.01	2281	0.03
322	322	976	0.01	221	0.00	721	0.01	468	0.01
326	326	8954	0.14	8898	0.13	10212	0.15	10461	0.16
327	327	1059	0.02	527	0.01	583	0.01	391	0.01
328	328	1760	0.03	1415	0.02	2308	0.03	1734	0.03
330	330	5732	0.09	5526	0.08	5612	0.08	5803	0.09
335	335	12008	0.18	10075	0.15	7346	0.11	10684	0.16
337	337	3323	0.05	8543	0.13	8545	0.13	4143	0.06
338	338	2712	0.04	2686	0.04	2367	0.04	2911	0.04
347	347	4018	0.06	1275	0.02	2358	0.03	2338	0.03
352	352	5104	0.08	5830	0.09	7780	0.12	9261	0.14
356	356	9753	0.15	7061	0.11	6742	0.10	8947	0.13
358	358	2843	0.04	2403	0.04	5330	0.08	2245	0.03
360	360	1895	0.03	.	.	533	0.01	2245	0.03
363	363	2938	0.05	2521	0.04	3340	0.05	3213	0.05
364	364	3897	0.06	4343	0.07	4171	0.06	4984	0.07
365	365	7702	0.12	4798	0.07	7302	0.11	.	.
366	366	14399	0.22	14568	0.22	14813	0.22	15147	0.22
369	369	1045	0.02	922	0.01	2102	0.03	2028	0.03
370	370	2653	0.04	2211	0.03	2169	0.03	2132	0.03

2002 HEALTH CARE SURVEY OF DOD BENEFICIARIES – FINAL

372	372	607	0.01	1520	0.02	1094	0.02	2821	0.04
378	378	15028	0.23	13624	0.20	17080	0.25	20290	0.30
380	380	1721	0.03
381	381	1417	0.02	1619	0.02
382	382	1721	0.03	3213	0.05	1417	0.02	3238	0.05
385	385	12379	0.19	13075	0.20	14870	0.22	15474	0.23
386	386	816	0.01	2382	0.04	2468	0.04	1377	0.02
387	387	12973	0.20	13434	0.20	13563	0.20	18537	0.27
390	390	7660	0.12	8595	0.13	10114	0.15	12105	0.18
395	395	7504	0.12	6307	0.09	13797	0.20	10025	0.15
398	398	804	0.01	729	0.01	441	0.01	1254	0.02
401	401	882	0.01	.	.	971	0.01	860	0.01
404	404	502	0.01	637	0.01	.	.	468	0.01
405	405	7575	0.12	7905	0.12	8334	0.12	6342	0.09
407	407	14449	0.22	9256	0.14	7509	0.11	4586	0.07
413	413	5491	0.08	5442	0.08	7882	0.12	5502	0.08
416	416	500	0.01	651	0.01	513	0.01	524	0.01
417	417	766	0.01	379	0.01	.	.	333	0.00
418	418	1914	0.03	.	.	822	0.01	1331	0.02
419	419	.	.	418	0.01	601	0.01	.	.
420	420	733	0.01	551	0.01	329	0.00	1150	0.02
421	421	.	.	1627	0.02	.	.	1201	0.02
422	422	2298	0.04	663	0.01
423	423	806	0.01	600	0.01	286	0.00	407	0.01
424	424	1004	0.02
425	425	727	0.01	1115	0.02	725	0.01	976	0.01
426	426	242	0.00	892	0.01	967	0.01	813	0.01
428	428	762	0.01	936	0.01	394	0.01	735	0.01
430	430	1739	0.03
431	431	1836	0.03	1268	0.02	.	.	1093	0.02
432	432	1681	0.03	1268	0.02	2622	0.04	2337	0.03
433	433	1345	0.02	.	.	328	0.00	.	.
434	434	918	0.01	634	0.01
435	435	.	.	729	0.01	881	0.01	2507	0.04
436	436	.	.	1325	0.02	1083	0.02	3038	0.05
437	437	4713	0.07	4627	0.07	5667	0.08	10340	0.15
449	449	.	.	524	0.01
464	464	1821	0.03
508	508	19254	0.30	18681	0.28	20711	0.31	17812	0.26
511	511	9875	0.15	15265	0.23	10639	0.16	12786	0.19
513	513	766	0.01	1325	0.02	542	0.01	760	0.01
517	517	4602	0.07	4454	0.07	2796	0.04	3400	0.05
519	519	.	.	3213	0.05	1417	0.02	.	.
522	522	2009	0.03	2550	0.04	472	0.01	468	0.01
534	534	7916	0.12	6082	0.09	11515	0.17	10218	0.15
545	545	289	0.00	.	.	302	0.00	.	.
606	606	11809	0.18	14868	0.22	14206	0.21	13617	0.20
607	607	10106	0.16	12521	0.19	9794	0.15	9596	0.14
609	609	8269	0.13	6711	0.10	5998	0.09	10737	0.16
610	610	1429	0.02	3332	0.05	1733	0.03	778	0.01
611	611	2146	0.03	830	0.01	2899	0.04	3908	0.06
612	612	9823	0.15	6314	0.09	7069	0.10	8381	0.12
614	614	2564	0.04	1106	0.02	1914	0.03	2861	0.04
615	615	642	0.01	587	0.01	348	0.01	582	0.01
616	616	7246	0.11	6822	0.10	7387	0.11	7082	0.10
617	617	5104	0.08	2672	0.04	2505	0.04	1525	0.02
618	618	4934	0.08	4953	0.07	4774	0.07	7797	0.12
620	620	6484	0.10	7527	0.11	6835	0.10	7348	0.11
621	621	9112	0.14	8794	0.13	4030	0.06	6115	0.09
622	622	14869	0.23	17331	0.26	18656	0.28	14040	0.21
623	623	3331	0.05	3881	0.06	2953	0.04	4966	0.07
624	624	4536	0.07	4264	0.06	3605	0.05	3462	0.05
625	625	2469	0.04	2640	0.04	2479	0.04	8469	0.13
629	629	721	0.01	1590	0.02	2319	0.03	1725	0.03
633	633	14167	0.22	14859	0.22	15272	0.23	10464	0.16
635	635	3363	0.05	1706	0.03	4053	0.06	2710	0.04
637	637	3676	0.06	3126	0.05	3218	0.05	1864	0.03
638	638	8158	0.13	8224	0.12	8877	0.13	10170	0.15
639	639	5670	0.09	5216	0.08	7258	0.11	6432	0.10
640	640	8296	0.13	6947	0.10	8295	0.12	9308	0.14
653	653	1084	0.02	729	0.01	1295	0.02	1277	0.02

2002 HEALTH CARE SURVEY OF DOD BENEFICIARIES – FINAL

654	654	695	0.01	2330	0.03	.	.	2664	0.04
656	656	1845	0.03	2219	0.03	2502	0.04	1885	0.03
701	701	6861	0.11	8435	0.13	8275	0.12	12063	0.18
703	703	1004	0.02	3187	0.05	1886	0.03	1403	0.02
781	781	7761	0.12	7577	0.11	5835	0.09	5324	0.08
782	782	11617	0.18	14375	0.22	16493	0.24	17370	0.26
783	783	.	.	8949	0.13	2039	0.03	1763	0.03
784	784	29345	0.45	28385	0.43	54777	0.81	41428	0.61
785	785	59931	0.92	51401	0.77	33268	0.49	42092	0.62
786	786	1264	0.02	2896	0.04	6077	0.09	1531	0.02
788	788	10143	0.16	22143	0.33	9840	0.15	23916	0.35
789	789	.	.	600	0.01	4342	0.06	4260	0.06
799	799	3606	0.06	3170	0.05	2218	0.03	3635	0.05
800	800	335	0.01	2012	0.03	1568	0.02	.	.
802	802	2665	0.04	3568	0.05	3428	0.05	3821	0.06
804	804	10931	0.17	10851	0.16	11124	0.16	11398	0.17
805	805	6060	0.09	6585	0.10	7648	0.11	7192	0.11
806	806	14672	0.23	12825	0.19	13588	0.20	15523	0.23
808	808	9346	0.14	7401	0.11	8146	0.12	1906	0.03
814	814	2608	0.04	1243	0.02	1550	0.02	4761	0.07
825	825	1111	0.02	1650	0.02	1321	0.02	662	0.01
851	851	107	0.00	117	0.00	348	0.01	162	0.00
852	852	2006	0.03	3522	0.05	1240	0.02	1989	0.03
853	853	6276	0.10	1601	0.02	4290	0.06	2602	0.04
855	855	440	0.01	1294	0.02	824	0.01	.	.
858	858	440	0.01	469	0.01
861	861	597	0.01	3403	0.05	839	0.01	4378	0.06
862	862	3726	0.06	3403	0.05	8756	0.13	4058	0.06
871	871	2981	0.05	1642	0.02	1791	0.03	2121	0.03
872	872	813	0.01	284	0.00	385	0.01	436	0.01
874	874	.	.	469	0.01	.	.	431	0.01
896	896	1105	0.02
901	901	69166	1.06	74269	1.12	79296	1.18	66937	0.99
902	902	10550	0.16	9412	0.14	7408	0.11	3969	0.06
904	904	20663	0.32	46869	0.70	53782	0.80	52888	0.78
906	906	21783	0.33	41970	0.63	44382	0.66	46094	0.68
907	907	25019	0.38	27050	0.41	26077	0.39	23192	0.34
908	908	8497	0.13	20394	0.31	9235	0.14	7120	0.11
911	911	61428	0.94	85331	1.28	96865	1.44	97928	1.45
912	912	170	0.00	4422	0.07	7250	0.11	1727	0.03
914	914	39032	0.60	27431	0.41	40852	0.61	17438	0.26
915	915	57251	0.88	39022	0.59	28035	0.42	39809	0.59
917	917	22749	0.35	30154	0.45	41914	0.62	44225	0.66
918	918	12035	0.18	33916	0.51	14376	0.21	18292	0.27
920	920	17334	0.27	17845	0.27	22840	0.34	17624	0.26
921	921	17043	0.26	23291	0.35	21940	0.33	18343	0.27
922	922	65988	1.01	22501	0.34	28035	0.42	40988	0.61
923	923	39324	0.60	52691	0.79	51200	0.76	48930	0.73
924	924	3939	0.06	45190	0.68	33431	0.50	40836	0.61
925	925	41126	0.63	17598	0.26	27429	0.41	19627	0.29
927	927	15472	0.24	26548	0.40	22487	0.33	9138	0.14
928	928	21570	0.33	11883	0.18	13011	0.19	6534	0.10
929	929	42493	0.65	11591	0.17	14193	0.21	13587	0.20
930	930	736	0.01	20068	0.30	21040	0.31	15939	0.24
931	931	45615	0.70	41632	0.63	55557	0.82	36895	0.55
932	932	24568	0.38	31751	0.48	45574	0.68	35019	0.52
933	933	40986	0.63	45431	0.68	51870	0.77	81901	1.21
934	934	74658	1.15	87545	1.31	87880	1.30	87502	1.30
935	935	2037	0.03	6479	0.10	2297	0.03	2604	0.04
936	936	57410	0.88	53167	0.80	48805	0.72	53101	0.79
937	937	66839	1.03	57006	0.86	54777	0.81	60482	0.90
938	938	30269	0.47	45136	0.68	34853	0.52	30307	0.45
939	939	78434	1.21	78659	1.18	99614	1.48	92982	1.38
940	940	17464	0.27	11491	0.17	13141	0.19	17827	0.26
941	941	30260	0.46	46730	0.70	46061	0.68	12404	0.18
942	942	13955	0.21	9509	0.14	9543	0.14	14320	0.21
943	943	64545	0.99	59934	0.90	72582	1.08	90126	1.34
945	945	53676	0.82	36110	0.54	16506	0.24	30510	0.45
946	946	16259	0.25	10398	0.16	2240	0.03	11228	0.17
948	948	60780	0.93	39089	0.59	53268	0.79	39280	0.58
950	950	23395	0.36	31427	0.47	37584	0.56	36806	0.55

2002 HEALTH CARE SURVEY OF DOD BENEFICIARIES – FINAL

951	951	7281	0.11	7257	0.11	13692	0.20	8686	0.13
953	953	27163	0.42	61982	0.93	43446	0.64	54688	0.81
957	957	20405	0.31	17331	0.26	18665	0.28	1612	0.02
958	958	114	0.00	.	.
960	960	153	0.00	.	.	10141	0.15	3203	0.05
961	961	7030	0.11	5567	0.08
965	965	7109	0.11	.	.	61	0.00	162	0.00
968	968	20026	0.31	568	0.01
970	970	659	0.01
971	971	659	0.01	6725	0.10	8149	0.12	758	0.01
972	972	1319	0.02	287	0.00	.	.	3299	0.05
973	973	2435	0.04	6106	0.09	4429	0.07	4594	0.07
974	974	8002	0.12	19876	0.30	9093	0.13	10984	0.16
975	975	1319	0.02	287	0.00	3082	0.05	.	.
976	976	212	0.00	6625	0.10
977	977	618	0.01	626	0.01	2716	0.04	89	0.00
978	978	.	.	5567	0.08	89	0.00	340	0.01
979	979	38	0.00	.	.	165	0.00	.	.
982	982	107	0.00	53	0.00	1754	0.03	56	0.00
983	983	21325	0.33	13088	0.20	1463	0.02	8064	0.12
985	985	98399	1.51	114850	1.72	102011	1.51	81930	1.21
986	986	96417	1.48	81311	1.22	101954	1.51	121856	1.81
987	987	195338	3.00	163078	2.45	146474	2.17	175658	2.60
988	988	14153	0.22	9257	0.14	9395	0.14	13672	0.20
989	989	19873	0.31	26399	0.40	18335	0.27	6665	0.10
990	990	27369	0.42	23762	0.36	27486	0.41	27839	0.41
993	993	178379	2.74	179935	2.70	163326	2.42	169215	2.51
995	995	16201	0.25	17064	0.26	10786	0.16	12667	0.19
996	996	43562	0.67	44560	0.67	62261	0.92	38391	0.57
999	999	28270	0.43	22655	0.34	33685	0.50	40342	0.60
1003	1003	2833	0.04	4077	0.06	5106	0.08	5913	0.09
1013	1013	4590	0.07	4662	0.07	3533	0.05	3839	0.06
1014	1014	748	0.01	1515	0.02	1287	0.02	.	.
1015	1015	3776	0.06	3564	0.05	3533	0.05	5904	0.09
1016	1016	2245	0.03	1544	0.02	2246	0.03	3013	0.04
1017	1017	4106	0.06	2020	0.03	3129	0.05	3269	0.05
1019	1019	3027	0.05	4099	0.06	4087	0.06	2284	0.03
1124	1124	2312	0.04	4633	0.07	5046	0.07	3839	0.06
1126	1126	7047	0.11	6529	0.10	6060	0.09	4818	0.07
1127	1127	2279	0.04	1515	0.02	2725	0.04	5931	0.09
1128	1128	2961	0.05	1218	0.02	2220	0.03	1052	0.02
1135	1135	.	.	1626	0.02	1021	0.02	539	0.01
1144	1144	.	.	2051	0.03	2094	0.03	1858	0.03
1145	1145	1145	0.02	826	0.01	485	0.01	1199	0.02
1147	1147	4419	0.07	6311	0.09	4775	0.07	5874	0.09
1153	1153	2202	0.03	2181	0.03	4103	0.06	2600	0.04
1154	1154	.	.	886	0.01	290	0.00	899	0.01
1156	1156	2969	0.05	2463	0.04	3389	0.05	2899	0.04
1157	1157	6151	0.09	8729	0.13	5729	0.08	6318	0.09
1158	1158	1782	0.03	2204	0.03	1695	0.03	2899	0.04
1170	1170	1321	0.02	1640	0.02	326	0.00	1294	0.02
1179	1179	.	.	231	0.00	511	0.01	476	0.01
1235	1235	748	0.01	1515	0.02	2246	0.03	1555	0.02
1237	1237	956	0.01	583	0.01
1269	1269	2484	0.04	1430	0.02	3185	0.05	3592	0.05
1307	1307	441	0.01	.	.
1316	1316	4495	0.07	8624	0.13	4480	0.07	7466	0.11
1506	1506	6464	0.10	2427	0.04	4726	0.07	4250	0.06
1550	1550	.	.	610	0.01	634	0.01	.	.
1551	1551	12574	0.19	10099	0.15	8928	0.13	5901	0.09
1552	1552	1143	0.02	2020	0.03	2976	0.04	1311	0.02
1560	1560	1572	0.02	504	0.01	847	0.01	2026	0.03
1562	1562	1974	0.03	3293	0.05	1844	0.03	4451	0.07
1563	1563	4030	0.06	4611	0.07	3689	0.05	3084	0.05
1564	1564	5921	0.09	5020	0.08	6692	0.10	7509	0.11
1592	1592	17288	0.27	18055	0.27	23112	0.34	15256	0.23
1593	1593	5574	0.09	9274	0.14	8123	0.12	.	.
1597	1597	3344	0.05	3091	0.05	3384	0.05	3388	0.05
1599	1599	2230	0.03	2319	0.03	2708	0.04	4518	0.07
1617	1617	7074	0.11	11810	0.18	11625	0.17	12461	0.18
1646	1646	1836	0.03	3170	0.05	5622	0.08	3279	0.05

2002 HEALTH CARE SURVEY OF DOD BENEFICIARIES – FINAL

1649	1649	1836	0.03	1902	0.03	1606	0.02	2186	0.03
1656	1656	9225	0.14	4519	0.07	4827	0.07	4773	0.07
1657	1657	4187	0.06	3890	0.06	3765	0.06	1360	0.02
1659	1659	1396	0.02	.	.	941	0.01	.	.
1660	1660	4631	0.07	1598	0.02	845	0.01	3589	0.05
1663	1663	1189	0.02	1139	0.02
1664	1664	.	.	1839	0.03	.	.	1139	0.02
1670	1670	696	0.01	801	0.01	218	0.00	392	0.01
1671	1671	1811	0.03	1924	0.03	872	0.01	392	0.01
1745	1745	13122	0.20	8363	0.13	18967	0.28	.	.
1815	1815	2305	0.04	3579	0.05	2454	0.04	2992	0.04
1959	1959	2210	0.03	3995	0.06	4225	0.06	5981	0.09
1975	1975	2791	0.04	1297	0.02	941	0.01	.	.
1976	1976	463	0.01	2036	0.03	1619	0.02	.	.
1977	1977	309	0.00	611	0.01	941	0.01	.	.
1978	1978	1080	0.02	1222	0.02	941	0.01	.	.
1979	1979	2039	0.03	1425	0.02	.	.	2720	0.04
1980	1980	1048	0.02	2763	0.04	941	0.01	2720	0.04
1987	1987	561	0.01	295	0.00	335	0.00	542	0.01
1990	1990	3064	0.05	1325	0.02	542	0.01	760	0.01
1992	1992	1299	0.02	919	0.01	1189	0.02	2278	0.03
3031	3031	502	0.01	1442	0.02	825	0.01	.	.
5197	5197	107	0.00	587	0.01	351	0.01	648	0.01
6014	6014	11551	0.17
6200	6200	7389	0.11	14902	0.22	17477	0.26	14713	0.22
6201	6201	12141	0.19	12314	0.18	10582	0.16	14839	0.22
6207	6207	7392	0.11	7872	0.12	4553	0.07	6085	0.09
6214	6214	5202	0.08	13008	0.20	11111	0.16	11432	0.17
6215	6215	7859	0.12	7919	0.12	4885	0.07	5139	0.08
6216	6216	2536	0.04	6643	0.10	6612	0.10	3529	0.05
6221	6221	5772	0.09	10032	0.15	7609	0.11	6211	0.09
6301	6301	7099	0.11	4493	0.07	5034	0.07	7386	0.11
6302	6302	433	0.01	.	.
6303	6303	25551	0.39	12334	0.19	18677	0.28	8089	0.12
6304	6304	1065	0.02	675	0.01	1976	0.03	1057	0.02
6305	6305	.	.	2698	0.04	4100	0.06	.	.
6307	6307	5945	0.09	14000	0.21	6980	0.10	11663	0.17
6309	6309	2050	0.03	2053	0.03
6311	6311	21040	0.32	21848	0.33	22069	0.33	21370	0.32
6312	6312	3861	0.06	3061	0.05	3773	0.06	5359	0.08
6314	6314	328	0.01	.	.	470	0.01	.	.
6315	6315	5686	0.09	4819	0.07	2958	0.04	2245	0.03
6317	6317	1417	0.02	.	.
6318	6318	417	0.01	2430	0.04	1763	0.03	2925	0.04
6319	6319	4892	0.08	4398	0.07	4984	0.07	5164	0.08
6903	6903	58008	0.89	48159	0.72	70125	1.04	60316	0.89
6904	6904	33806	0.52	39572	0.59	22878	0.34	67414	1.00
6906	6906	50340	0.77	63064	0.95	55416	0.82	60086	0.89
6907	6907	5439	0.08	8087	0.12	17018	0.25	9111	0.14
6908	6908	18646	0.29	22169	0.33	20013	0.30	9202	0.14
6909	6909	42157	0.65	30223	0.45	42017	0.62	42685	0.63
6910	6910	24062	0.37	18107	0.27	10537	0.16	24025	0.36
6911	6911	11532	0.18	14553	0.22	14462	0.21	17294	0.26
6912	6912	1921	0.03	1749	0.03	1661	0.02	1562	0.02
7032	7032	3726	0.06	2803	0.04	3910	0.06	2647	0.04
7033	7033	3210	0.05	1944	0.03	2098	0.03	2502	0.04
7042	7042	321	0.00	352	0.01	527	0.01	162	0.00
7043	7043	1355	0.02	.	.
7044	7044	1022	0.02	189	0.00	.	.	665	0.01
7045	7045	322	0.00	103	0.00	322	0.00	715	0.01
7047	7047	511	0.01	189	0.00	263	0.00	333	0.00
7048	7048	995	0.02	.	.	825	0.01	.	.
7083	7083	411	0.01	.	.
7107	7107	917	0.01	486	0.01	.	.	625	0.01
7113	7113	8121	0.12	8160	0.12	9018	0.13	9568	0.14
7138	7138	2789	0.04	4100	0.06	3494	0.05	2725	0.04
7139	7139	10167	0.16	10291	0.15	10634	0.16	10949	0.16
7143	7143	10581	0.16	16173	0.24	12887	0.19	8951	0.13
7152	7152	3719	0.06	.	.	1609	0.02	659	0.01
7197	7197	1990	0.03	.	.	634	0.01	3440	0.05
7200	7200	2855	0.04	2452	0.04	2638	0.04	3202	0.05

2002 HEALTH CARE SURVEY OF DOD BENEFICIARIES – FINAL

7234	7234	440	0.01	497	0.01	1057	0.02	1301	0.02
7235	7235	966	0.01	249	0.00	.	.	650	0.01
7236	7236	17915	0.28	13055	0.20	12722	0.19	14655	0.22
7239	7239	1799	0.03	2186	0.03	2793	0.04	3217	0.05
7286	7286	14656	0.23	16668	0.25	15631	0.23	18713	0.28
7289	7289	7076	0.11	6333	0.10	6106	0.09	6075	0.09
7293	7293	8971	0.14	8666	0.13	7119	0.11	4056	0.06
7294	7294	22428	0.34	20056	0.30	22838	0.34	29410	0.44
7297	7297	692	0.01	544	0.01	2046	0.03	1265	0.02
7298	7298	2617	0.04	3303	0.05	2301	0.03	2300	0.03
7300	7300	2595	0.04	3095	0.05	3742	0.06	4056	0.06
7307	7307	15935	0.24	18206	0.27	18902	0.28	18701	0.28
7903	7903	3664	0.06	2530	0.04	4671	0.07	2482	0.04
7904	7904	5650	0.09	.	.	10225	0.15	6457	0.10
7906	7906	4127	0.06	7177	0.11	10005	0.15	18820	0.28
7908	7908	11588	0.18	17302	0.26	17865	0.26	24342	0.36
7909	7909	1396	0.02	.	.	941	0.01	3164	0.05
7910	7910	16478	0.25	7330	0.11	9134	0.14	6113	0.09
7911	7911	2541	0.04	1268	0.02	4879	0.07	2352	0.03
7912	7912	417	0.01	.	.	677	0.01	.	.
7916	7916	833	0.01	.	.	293	0.00	.	.
8001	8001	11815	0.18	12993	0.20	17361	0.26	12988	0.19
8002	8002	7103	0.11	11979	0.18	4712	0.07	12019	0.18
8003	8003	16066	0.25	10570	0.16	16862	0.25	17640	0.26
8004	8004	6951	0.11	5077	0.08	9017	0.13	7711	0.11
8005	8005	4704	0.07	10902	0.16	5670	0.08	12695	0.19
8006	8006	17055	0.26	17520	0.26	13636	0.20	23896	0.35
8007	8007	551	0.01	4480	0.07	1842	0.03	1074	0.02
8008	8008	2504	0.04	.	.
8009	8009	3151	0.05	4748	0.07	8805	0.13	10612	0.16
8010	8010	10064	0.15	10606	0.16	6051	0.09	8133	0.12
8011	8011	7364	0.11	239	0.00	2050	0.03	1267	0.02
8012	8012	318	0.00	.	.	1010	0.01	1939	0.03
8013	8013	318	0.00
8015	8015	3170	0.05	239	0.00	1370	0.02	1855	0.03
8016	8016	2888	0.04	8120	0.12	6585	0.10	12879	0.19
8018	8018	1461	0.02	3508	0.05	5591	0.08	2185	0.03
8903	8903	2376	0.04	2956	0.04	2985	0.04	2899	0.04
8907	8907	1782	0.03	1970	0.03	1936	0.03	2174	0.03
8910	8910	.	.	233	0.00	847	0.01	.	.
8912	8912	2376	0.04	1970	0.03	1927	0.03	3623	0.05
8913	8913	1782	0.03	493	0.01	424	0.01	361	0.01
8916	8916	10308	0.16	6897	0.10	6779	0.10	9420	0.14
8917	8917	.	.	493	0.01	847	0.01	725	0.01
8921	8921	594	0.01	493	0.01	424	0.01	.	.
8924	8924	3597	0.06	1015	0.02	2921	0.04	1272	0.02
8931	8931	542	0.01	1877	0.03	1278	0.02	1451	0.02
8939	8939	.	.	320	0.00
8977	8977	354	0.01	.	.	290	0.00	.	.
8982	8982	748	0.01	2020	0.03	.	.	729	0.01
8987	8987	4462	0.07	2877	0.04	2060	0.03	3057	0.05
8992	8992	375	0.01	553	0.01	1914	0.03	1656	0.02
8995	8995	6092	0.09	3626	0.05	4188	0.06	6153	0.09
8996	8996	2231	0.03	826	0.01	2579	0.04	659	0.01
8998	8998	3435	0.05	4877	0.07	3669	0.05	3177	0.05

E1 - Eligibility indicator for period = 1										
Unweighted										
Value	Formatted Value	Count	Q1 Percent	Count	Q2 Percent	Count	Q3 Percent	Count	Q4 Percent	Count
N	No	1074	7.75	1413	10.13	1804	12.80	1598	12.51	
Y	Yes	12786	92.25	12541	89.87	12292	87.20	11175	87.49	
Weighted										
Value	Formatted Value	Count	Q1 Percent	Count	Q2 Percent	Count	Q3 Percent	Count	Q4 Percent	Count
N	No	424466	6.52	657947	9.88	837252	12.41	803964	11.92	
Y	Yes	6084419	93.48	6001735	90.12	5910790	87.59	5941773	88.08	

E2 - Eligibility indicator for period = 2										
Unweighted										
Value	Formatted Value	Count	Q1 Percent	Count	Q2 Percent	Count	Q3 Percent	Count	Q4 Percent	Count
N	No	803	5.79	1161	8.32	1573	11.16	1373	10.75	
Y	Yes	13057	94.21	12793	91.68	12523	88.84	11400	89.25	
Weighted										
Value	Formatted Value	Count	Q1 Percent	Count	Q2 Percent	Count	Q3 Percent	Count	Q4 Percent	Count
N	No	284661	4.37	528186	7.93	721752	10.70	684626	10.15	
Y	Yes	6224224	95.63	6131495	92.07	6026290	89.30	6061111	89.85	

E3 - Eligibility indicator for period = 3										
Unweighted										
Value	Formatted Value	Count	Q1 Percent	Count	Q2 Percent	Count	Q3 Percent	Count	Q4 Percent	Count
N	No	604	4.36	972	6.97	1420	10.07	1255	9.83	
Y	Yes	13256	95.64	12982	93.03	12676	89.93	11518	90.17	
Weighted										
Value	Formatted Value	Count	Q1 Percent	Count	Q2 Percent	Count	Q3 Percent	Count	Q4 Percent	Count
N	No	224597	3.45	467780	7.02	679768	10.07	629057	9.33	
Y	Yes	6284288	96.55	6191902	92.98	6068274	89.93	6116680	90.67	

E4 - Eligibility indicator for period = 4										
Unweighted										
Value	Formatted Value	Count	Q1 Percent	Count	Q2 Percent	Count	Q3 Percent	Count	Q4 Percent	Count
N	No	383	2.76	796	5.70	1214	8.61	1106	8.66	
Y	Yes	13477	97.24	13158	94.30	12882	91.39	11667	91.34	
Weighted										
Value	Formatted Value	Count	Q1 Percent	Count	Q2 Percent	Count	Q3 Percent	Count	Q4 Percent	Count
N	No	138465	2.13	358952	5.39	578514	8.57	535771	7.94	
Y	Yes	6370420	97.87	6300730	94.61	6169529	91.43	6209966	92.06	

E5 - Eligibility indicator for period = 5											
Unweighted											
Value	Formatted Value	Count	Q1 Percent	Count	Q2 Percent	Count	Q3 Percent	Count	Q4 Percent		
N	No	.	.	489	3.50	907	6.43	855	6.69		
Y	Yes	13860	100.00	13465	96.50	13189	93.57	11918	93.31		
Weighted											
Value	Formatted Value	Count	Q1 Percent	Count	Q2 Percent	Count	Q3 Percent	Count	Q4 Percent		
N	No	.	.	218139	3.28	434651	6.44	425372	6.31		
Y	Yes	6508885	100.00	6441542	96.72	6313391	93.56	6320365	93.69		

E6 - Eligibility indicator for period = 6											
Unweighted											
Value	Formatted Value	Count	Q1 Percent	Count	Q2 Percent	Count	Q3 Percent	Count	Q4 Percent		
N	Did not answer	13860	100.00		
N	No	424	3.01	517	4.05		
Y	Yes	.	.	13954	100.00	13672	96.99	12256	95.95		
Weighted											
Value	Formatted Value	Count	Q1 Percent	Count	Q2 Percent	Count	Q3 Percent	Count	Q4 Percent		
N	Did not answer	6508885	100.00		
N	No	198862	2.95	257571	3.82		
Y	Yes	.	.	6659682	100.00	6549180	97.05	6488166	96.18		

E7 - Eligibility indicator for period = 7										
Unweighted										
Value	Formatted Value	Count	Q1 Percent	Count	Q2 Percent	Count	Q3 Percent	Count	Q4 Percent	Percent
N	Did not answer No	13860	100.00	13954	100.00	.	.	.	228	1.79
Y	Yes	14096	100.00	12545	98.21	
Weighted										
Value	Formatted Value	Count	Q1 Percent	Count	Q2 Percent	Count	Q3 Percent	Count	Q4 Percent	Percent
N	Did not answer No	6508885	100.00	6659682	100.00	.	.	116634	1.73	
Y	Yes	6748042	100.00	6629103	98.27	

E8 - Eligibility indicator for period = 8										
Unweighted										
Value	Formatted Value	Count	Q1 Percent	Count	Q2 Percent	Count	Q3 Percent	Count	Q4 Percent	Percent
Y	Did not answer Yes	13860	100.00	13954	100.00	14096	100.00	12773	100.00	
		
Weighted										
Value	Formatted Value	Count	Q1 Percent	Count	Q2 Percent	Count	Q3 Percent	Count	Q4 Percent	Percent
Y	Did not answer Yes	6508885	100.00	6659682	100.00	6748042	100.00	6745737	100.00	
		

2002 HEALTH CARE SURVEY OF DOD BENEFICIARIES – FINAL

ONTIME - Responded Within 8 weeks of Mail-Out										
Unweighted										
Value	Formatted Value	Count	Q1 Percent	Count	Q2 Percent	Count	Q3 Percent	Count	Q4 Percent	Count
NO	NO	797	5.75	747	5.35	857	6.08			
YES	YES	13063	94.25	13207	94.65	13239	93.92	12773	100.00	
Weighted										
Value	Formatted Value	Count	Q1 Percent	Count	Q2 Percent	Count	Q3 Percent	Count	Q4 Percent	Count
NO	NO	304220	4.67	313791	4.71	368942	5.47			
YES	YES	6204664	95.33	6345890	95.29	6379100	94.53	6745737	100.00	

SERVAFF - Service Affiliation										
Unweighted										
Value	Formatted Value	Count	Q1 Percent	Count	Q2 Percent	Count	Q3 Percent	Count	Q4 Percent	Count
A	Army	3879	27.99	3682	26.39	3701	26.26	3386	26.51	
C	Coast Guard	76	0.55	75	0.54	61	0.43	64	0.50	
F	Air Force	5290	38.17	5278	37.82	5470	38.81	4852	37.99	
M	Support Contractor	725	5.23	457	3.28	473	3.36	514	4.02	
N	Navy	2977	21.48	2858	20.48	2809	19.93	2469	19.33	
S	Noncatchment	824	5.95	1525	10.93	1498	10.63	1411	11.05	
T	USTF	89	0.64	79	0.57	84	0.60	77	0.60	
Weighted										
Value	Formatted Value	Count	Q1 Percent	Count	Q2 Percent	Count	Q3 Percent	Count	Q4 Percent	Count
A	Army	1374188	21.11	1399324	21.01	1394457	20.66	1403792	20.81	
C	Coast Guard	20952	0.32	15527	0.23	14875	0.22	18913	0.28	
F	Air Force	1183791	18.19	1208978	18.15	1250047	18.52	1233765	18.29	
M	Support Contractor	385583	5.92	382269	5.74	415886	6.16	482317	7.15	
N	Navy	1199779	18.43	1230666	18.48	1230217	18.23	1222618	18.12	
S	Noncatchment	2278403	35.00	2345460	35.22	2362670	35.01	2313541	34.30	
T	USTF	66189	1.02	77458	1.16	79889	1.18	70790	1.05	

MRTLSTAT - Marital Status										
Unweighted										
Value	Formatted Value	Q1		Q2		Q3		Q4		
		Count	Percent	Count	Percent	Count	Percent	Count	Percent	
A	Missing	5050	36.44	4984	35.72	5060	35.90	4516	35.36	
B	Annulled	3	0.02	2	0.02	
D	Annulled abinitio	.	.	1	0.01	
L	Divorced	419	3.02	391	2.80	434	3.08	389	3.05	
M	Legally separated	1	0.01	5	0.04	6	0.04	3	0.02	
N	Married	6125	44.19	6244	44.75	6184	43.87	5708	44.69	
W	Never Married	1001	7.22	982	7.04	1039	7.37	813	6.36	
Z	Widow(er)	41	0.30	43	0.31	50	0.35	43	0.34	
	Unknown	1223	8.82	1304	9.34	1320	9.36	1299	10.17	
Weighted										
Value	Formatted Value	Q1		Q2		Q3		Q4		
		Count	Percent	Count	Percent	Count	Percent	Count	Percent	
A	Missing	2471197	37.97	2447235	36.75	2483499	36.80	2409180	35.71	
B	Annulled	722	0.01	1963	0.03	
D	Annulled abinitio	.	.	172	0.00	
L	Divorced	162792	2.50	176411	2.65	187450	2.78	190676	2.83	
M	Legally separated	1293	0.02	1692	0.03	4995	0.07	1394	0.02	
N	Married	2961342	45.50	3054099	45.86	3035841	44.99	3134790	46.47	
W	Never Married	419669	6.45	424381	6.37	467051	6.92	391714	5.81	
Z	Widow(er)	31590	0.49	25818	0.39	32028	0.47	26779	0.40	
	Unknown	461002	7.08	529875	7.96	536457	7.95	589241	8.74	

RACEETHN - Race/Ethnic Code										
Unweighted										
Value	Formatted Value	Q1		Q2		Q3		Q4		
		Count	Percent	Count	Percent	Count	Percent	Count	Percent	
A	Missing	6743	48.65	7080	50.74	7123	50.53	6495	50.85	
	American Indian or Alaskan Native	50	0.36	60	0.43	52	0.37	36	0.28	
B	Asian or Pacific Islander	235	1.70	242	1.73	261	1.85	229	1.79	
C	Black(not Hispanic)	884	6.38	811	5.81	813	5.77	668	5.23	
D	White(not Hispanic)	4425	31.93	4169	29.88	4331	30.73	3850	30.14	
E	Hispanic	302	2.18	317	2.27	286	2.03	249	1.95	
X	Other	114	0.82	99	0.71	104	0.74	100	0.78	
Z	Unknown	1107	7.99	1176	8.43	1126	7.99	1146	8.97	
Weighted										
Value	Formatted Value	Q1		Q2		Q3		Q4		
		Count	Percent	Count	Percent	Count	Percent	Count	Percent	
A	Missing	3914510	60.14	3944000	59.22	3875091	57.43	3786690	56.13	
	American Indian or Alaskan Native	17442	0.27	21386	0.32	20461	0.30	16464	0.24	
B	Asian or Pacific Islander	103796	1.59	93262	1.40	105809	1.57	119088	1.77	
C	Black(not Hispanic)	323789	4.97	312733	4.70	340446	5.05	299965	4.45	
D	White(not Hispanic)	1526826	23.46	1539442	23.12	1702013	25.22	1736055	25.74	
E	Hispanic	109519	1.68	141829	2.13	124873	1.85	118849	1.76	
X	Other	40003	0.61	40066	0.60	35321	0.52	45103	0.67	
Z	Unknown	473000	7.27	566965	8.51	544028	8.06	623523	9.24	

PNSEXCD - Person Gender										
Unweighted										
Value	Formatted Value	Q1		Q2		Q3		Q4		
		Count	Percent	Count	Percent	Count	Percent	Count	Percent	
F	Female	7000	50.51	7026	50.35	7116	50.48	6440	50.42	
M	Male	6860	49.49	6928	49.65	6980	49.52	6333	49.58	
Weighted										
Value	Formatted Value	Q1		Q2		Q3		Q4		
		Count	Percent	Count	Percent	Count	Percent	Count	Percent	
F	Female	3131277	48.11	3209965	48.20	3268927	48.44	3257042	48.28	
M	Male	3377607	51.89	3449717	51.80	3479115	51.56	3488695	51.72	

2002 HEALTH CARE SURVEY OF DOD BENEFICIARIES – FINAL

LEGDDSCD - DDS Code										
Unweighted										
Value	Formatted Value	Count	Q1 Percent	Count	Q2 Percent	Count	Q3 Percent	Count	Q4 Percent	Percent
0	Unknown	.	.	1	0.01
1	Dependent Child	373	2.69	356	2.55	407	2.89	327	2.56	
20	Sponsor	7406	53.43	7465	53.50	7508	53.26	6809	53.31	
30	Spouse of Sponsor	6023	43.46	6082	43.59	6128	43.47	5598	43.83	
40	Mother of Sponsor	40	0.29	34	0.24	31	0.22	21	0.16	
45	Father of Sponsor	4	0.03	5	0.04	4	0.03	3	0.02	
50	Mother in law of Sponsor	10	0.07	9	0.06	15	0.11	11	0.09	
55	Father in law of Sponsor	2	0.01	2	0.01	3	0.02	4	0.03	
60	Children where # > 1998 = Service	2	0.01	
Weighted										
Value	Formatted Value	Count	Q1 Percent	Count	Q2 Percent	Count	Q3 Percent	Count	Q4 Percent	Percent
0	Unknown	.	.	157	0.00
1	Dependent Child	148290	2.28	157073	2.36	174652	2.59	159533	2.36	
20	Sponsor	3586064	55.09	3668848	55.09	3702657	54.87	3734902	55.37	
30	Spouse of Sponsor	2765989	42.50	2821789	42.37	2855823	42.32	2841378	42.12	
40	Mother of Sponsor	6304	0.10	8674	0.13	8806	0.13	6160	0.09	
45	Father of Sponsor	564	0.01	1487	0.02	580	0.01	654	0.01	
50	Mother in law of Sponsor	1323	0.02	1547	0.02	4610	0.07	1970	0.03	
55	Father in law of Sponsor	70	0.00	107	0.00	915	0.01	1140	0.02	
60	Children where # > 1998 = Service	282	0.00	

DAGEQY - Age at time of data collection										
Unweighted										
Value	Formatted Value	Q1		Q2		Q3		Q4		
		Count	Percent	Count	Percent	Count	Percent	Count	Percent	
018 -- 034	018--034	4598	33.17	4179	29.95	4225	29.97	3417	26.75	
035 -- 044	035--044	3715	26.80	3329	23.86	3384	24.01	3001	23.49	
045 -- 054	045--054	2239	16.15	2278	16.33	2333	16.55	2081	16.29	
055 -- 064	055--064	1836	13.25	2160	15.48	2120	15.04	2167	16.97	
065 -- 074	065--074	971	7.01	1257	9.01	1264	8.97	1398	10.94	
075 -- 100	075 yrs and older	501	3.61	751	5.38	770	5.46	709	5.55	
Weighted										
Value	Formatted Value	Q1		Q2		Q3		Q4		
		Count	Percent	Count	Percent	Count	Percent	Count	Percent	
018 -- 034	018--034	1446902	22.23	1443371	21.67	1540396	22.83	1419586	21.04	
035 -- 044	035--044	1134646	17.43	1160560	17.43	1210833	17.94	1265256	18.76	
045 -- 054	045--054	1101360	16.92	1131365	16.99	1091845	16.18	1041533	15.44	
055 -- 064	055--064	1260927	19.37	1260448	18.93	1241360	18.40	1345433	19.94	
065 -- 074	065--074	1020962	15.69	1052461	15.80	1016939	15.07	1065912	15.80	
075 -- 100	075 yrs and older	544088	8.36	611477	9.18	646669	9.58	608016	9.01	

PCM - Primary Manager Code (Civilian or Military)										
Unweighted										
Value	Formatted Value	Q1		Q2		Q3		Q4		
		Count	Percent	Count	Percent	Count	Percent	Count	Percent	
CIV	Missing/Unknown	4159	30.01	5192	37.21	5044	35.78	4686	36.69	
	TRICARE enrollee w/civ PCM	814	5.87	536	3.84	557	3.95	591	4.63	
MTF	TRICARE enrollee w/mil PCM	8887	64.12	8226	58.95	8495	60.27	7496	58.69	
Weighted										
Value	Formatted Value	Q1		Q2		Q3		Q4		
		Count	Percent	Count	Percent	Count	Percent	Count	Percent	
CIV	Missing/Unknown	3647007	56.03	3762091	56.49	3718445	55.10	3627711	53.78	
	TRICARE enrollee w/civ PCM	451772	6.94	459727	6.90	495775	7.35	553107	8.20	
MTF	TRICARE enrollee w/mil PCM	2410106	37.03	2437863	36.61	2533821	37.55	2564919	38.02	

2002 HEALTH CARE SURVEY OF DOD BENEFICIARIES – FINAL

TSPSITE - TSP Site (regardless of age)											
Unweighted											
Value	Formatted Value	Count	Q1 Percent	Count	Q2 Percent	Count	Q3 Percent	Count	Q4 Percent	Count	Percent
	Does not live in a TSP Catchment Area	12397	89.44	12490	89.51	14096	100.00	12773	100.00		
COSPRINGS	Fort Evans-Carson ACH & USAF Academy	387	2.79	265	1.90
DOVER	Dover AFB	97	0.70	100	0.72
KEESLER	Keesler AFB	106	0.76	118	0.85
MADIGAN	Fort Lewis-Madigan AMC	144	1.04	178	1.28
REYSHEP	Fort Sill-Reynolds ACH & Sheppard AFB	205	1.48	202	1.45
SANANTONIO	Fort Sam Houston-Brooke/Lackland-Wilford	386	2.78	407	2.92
SANDIEGO	NMC San Diego	138	1.00	194	1.39
Weighted											
Value	Formatted Value	Count	Q1 Percent	Count	Q2 Percent	Count	Q3 Percent	Count	Q4 Percent	Count	Percent
	Does not live in a TSP Catchment Area	5846769	89.83	5980078	89.80	6748042	100.00	6745737	100.00		
COSPRINGS	Fort Evans-Carson ACH & USAF Academy	97141	1.49	95282	1.43
DOVER	Dover AFB	9892	0.15	24971	0.37
KEESLER	Keesler AFB	44043	0.68	44342	0.67
MADIGAN	Fort Lewis-Madigan AMC	100202	1.54	105228	1.58
REYSHEP	Fort Sill-Reynolds ACH & Sheppard AFB	58381	0.90	53604	0.80
SANANTONIO	Fort Sam Houston-Brooke/Lackland-Wilford	150589	2.31	152579	2.29
SANDIEGO	NMC San Diego	201868	3.10	203598	3.06

DBENCAT - Beneficiary Category										
Unweighted										
Value	Formatted Value	Count	Q1 Percent	Count	Q2 Percent	Count	Q3 Percent	Count	Q4 Percent	Percent
ACT	Active Duty	4340	31.31	3943	28.26	3862	27.40	3334	26.10	
DA	Dependent of Active Duty	3292	23.75	2791	20.00	2791	19.80	2356	18.45	
DGR	Dependent of Guard/Reserve	344	2.48	420	3.01	478	3.39	406	3.18	
DR	Dependent of Retiree	2404	17.34	2768	19.84	2788	19.78	2606	20.40	
DS	Survivor	409	2.95	507	3.63	531	3.77	593	4.64	
GRD	Guard/Reserve	383	2.76	407	2.92	498	3.53	395	3.09	
OTH	Other	14	0.10	4	0.03	1	0.01	6	0.05	
RET	Retiree	2674	19.29	3113	22.31	3147	22.33	3077	24.09	
Z	Unknown	.	.	1	0.01	
Weighted										
Value	Formatted Value	Count	Q1 Percent	Count	Q2 Percent	Count	Q3 Percent	Count	Q4 Percent	Percent
ACT	Active Duty	1398479	21.49	1378961	20.71	1410427	20.90	1425591	21.13	
DA	Dependent of Active Duty	776257	11.93	754122	11.32	767803	11.38	760690	11.28	
DGR	Dependent of Guard/Reserve	80766	1.24	124950	1.88	150103	2.22	147716	2.19	
DR	Dependent of Retiree	1637550	25.16	1756397	26.37	1698671	25.17	1675389	24.84	
DS	Survivor	426602	6.55	353719	5.31	428809	6.35	425963	6.31	
GRD	Guard/Reserve	173182	2.66	220135	3.31	263231	3.90	238249	3.53	
OTH	Other	4397	0.07	3156	0.05	85	0.00	1902	0.03	
RET	Retiree	2011653	30.91	2067702	31.05	2028914	30.07	2070237	30.69	
Z	Unknown	.	.	540	0.01	

DMEDELG - Medical Privilege Code										
Unweighted										
Value	Formatted Value	Count	Q1 Percent	Count	Q2 Percent	Count	Q3 Percent	Count	Q4 Percent	Percent
1	Direct Care Only	4773	34.44	4398	31.52	4394	31.17	3753	29.38	
2	Direct Care and CHAMPUS	7567	54.60	7529	53.96	7614	54.02	6864	53.74	
4	Transitional Direct Care Only	7	0.05	4	0.03	
5	Transitional Direct Care and CHAMPUS	11	0.08	1	0.01	4	0.03	3	0.02	
7	Direct Care and Medicare	1413	10.19	1915	13.72	2000	14.19	2075	16.25	
U	Unknown	89	0.64	107	0.77	84	0.60	78	0.61	
Weighted										
Value	Formatted Value	Count	Q1 Percent	Count	Q2 Percent	Count	Q3 Percent	Count	Q4 Percent	Percent
1	Direct Care Only	1586644	24.38	1615104	24.25	1682028	24.93	1669904	24.75	
2	Direct Care and CHAMPUS	3332730	51.20	3362404	50.49	3352350	49.68	3360676	49.82	
4	Transitional Direct Care Only	1404	0.02	1281	0.02	
5	Transitional Direct Care and CHAMPUS	3356	0.05	424	0.01	382	0.01	1248	0.02	
7	Direct Care and Medicare	1518312	23.33	1590050	23.88	1632021	24.19	1642967	24.36	
U	Unknown	66439	1.02	90419	1.36	81262	1.20	70941	1.05	

DSPONSVC - Derived Sponsor Branch of Service										
Unweighted										
Value	Formatted Value	Count	Q1 Percent	Count	Q2 Percent	Count	Q3 Percent	Count	Q4 Percent	Percent
A	Army	4495	32.43	4462	31.98	4511	32.00	4086	31.99	
C	Coast Guard	307	2.22	269	1.93	265	1.88	264	2.07	
F	Air Force	5270	38.02	5437	38.96	5542	39.32	5086	39.82	
M	Marine Corps	858	6.19	868	6.22	897	6.36	785	6.15	
N	Navy	2366	17.07	2390	17.13	2377	16.86	2167	16.97	
V	Navy Afloat	498	3.59	456	3.27	425	3.02	312	2.44	
X	Other	66	0.48	72	0.52	79	0.56	73	0.57	
Weighted										
Value	Formatted Value	Count	Q1 Percent	Count	Q2 Percent	Count	Q3 Percent	Count	Q4 Percent	Percent
A	Army	2309031	35.48	2307511	34.65	2378344	35.24	2328114	34.51	
C	Coast Guard	125056	1.92	117123	1.76	129530	1.92	154981	2.30	
F	Air Force	1989160	30.56	2102686	31.57	2136196	31.66	2167911	32.14	
M	Marine Corps	424044	6.51	414674	6.23	438081	6.49	442089	6.55	
N	Navy	1425547	21.90	1470770	22.08	1394975	20.67	1415650	20.99	
V	Navy Afloat	214284	3.29	218309	3.28	231378	3.43	194926	2.89	
X	Other	21762	0.33	28608	0.43	39538	0.59	42066	0.62	

2002 HEALTH CARE SURVEY OF DOD BENEFICIARIES – FINAL

MBRRELCD - Member Relationship Code										
Unweighted										
Value	Formatted Value	Count	Q1 Percent	Count	Q2 Percent	Count	Q3 Percent	Count	Q4 Percent	Percent
A	Self	7406	53.43	7465	53.50	7508	53.26	6809	53.31	
B	Spouse	5660	40.84	5540	39.70	5556	39.42	4973	38.93	
C	Child or stepchild	371	2.68	352	2.52	405	2.87	323	2.53	
E	Ward (court ordered)	2	0.01	4	0.03	2	0.01	2	0.02	
F	Dependent parent or stepparent	58	0.42	51	0.37	53	0.38	39	0.31	
G	Surviving spouse	301	2.17	468	3.35	515	3.65	577	4.52	
H	Former spouse (20/20/20)	57	0.41	70	0.50	49	0.35	41	0.32	
I	Former spouse (20/20/15)	5	0.04	4	0.03	7	0.05	9	0.07	
J	Former spouse (10/20/10)	1	0.01	.	.	
Weighted										
Value	Formatted Value	Count	Q1 Percent	Count	Q2 Percent	Count	Q3 Percent	Count	Q4 Percent	Percent
A	Self	3586064	55.09	3668848	55.09	3702657	54.87	3734902	55.37	
B	Spouse	2414785	37.10	2450339	36.79	2406887	35.67	2396050	35.52	
C	Child or stepchild	139760	2.15	154624	2.32	174455	2.59	158184	2.34	
E	Ward (court ordered)	8529	0.13	2449	0.04	197	0.00	1181	0.02	
F	Dependent parent or stepparent	8543	0.13	11972	0.18	14911	0.22	9923	0.15	
G	Surviving spouse	296104	4.55	319677	4.80	418582	6.20	412945	6.12	
H	Former spouse (20/20/20)	53102	0.82	49915	0.75	27183	0.40	25805	0.38	
I	Former spouse (20/20/15)	1997	0.03	1857	0.03	3093	0.05	6746	0.10	
J	Former spouse (10/20/10)	78	0.00	.	.	

MEDTYPE - Medicare Type										
Unweighted										
Value	Formatted Value	Count	Q1 Percent	Count	Q2 Percent	Count	Q3 Percent	Count	Q4 Percent	Count
	Neither A nor B apply	12324	88.92	11877	85.12	11982	85.00	10576	82.80	
A	Eligible for Medicare A	1285	9.27	138	0.99	141	1.00	129	1.01	
B	Eligible for Medicare B	251	1.81	1939	13.90	1973	14.00	2068	16.19	
Weighted										
Value	Formatted Value	Count	Q1 Percent	Count	Q2 Percent	Count	Q3 Percent	Count	Q4 Percent	Count
	Neither A nor B apply	4912355	75.47	4957635	74.44	5034660	74.61	5011742	74.29	
A	Eligible for Medicare A	1354405	20.81	98494	1.48	98422	1.46	84480	1.25	
B	Eligible for Medicare B	242124	3.72	1603552	24.08	1614961	23.93	1649515	24.45	

PATCAT - Aggregated Beneficiary Category											
Unweighted											
Value	Formatted Value	Count	Q1 Percent	Count	Q2 Percent	Count	Q3 Percent	Count	Q4 Percent	Count	Percent
ACTDTY	Active Duty and Guard/Reserve	4723	34.08	4350	31.17	4360	30.93	3729	29.19		
DEPACT	Dependent of Active Duty & Guard/Reserve	3636	26.23	3211	23.01	3269	23.19	2762	21.62		
NADD65+	Retiree/Depend of Retir/Surviv/Other 65+	1448	10.45	1988	14.25	2008	14.25	2085	16.32		
NADD<65	Retiree/Depend of Retir/Surviv/Other <65	4053	29.24	4404	31.56	4459	31.63	4197	32.86		
UNKNOWN	Unknown	.	.	1	0.01		
Weighted											
Value	Formatted Value	Count	Q1 Percent	Count	Q2 Percent	Count	Q3 Percent	Count	Q4 Percent	Count	Percent
ACTDTY	Active Duty and Guard/Reserve	1571661	24.15	1599096	24.01	1673658	24.80	1663840	24.67		
DEPACT	Dependent of Active Duty & Guard/Reserve	857023	13.17	879072	13.20	917906	13.60	908405	13.47		
NADD65+	Retiree/Depend of Retir/Surviv/Other 65+	1562359	24.00	1659323	24.92	1658202	24.57	1668606	24.74		
NADD<65	Retiree/Depend of Retir/Surviv/Other <65	2517842	38.68	2521651	37.86	2498277	37.02	2504885	37.13		
UNKNOWN	Unknown	.	.	540	0.01		

PNLCATCD - Personnel Category Code (Duty Status)										
Unweighted										
Value	Formatted Value	Count	Q1 Percent	Count	Q2 Percent	Count	Q3 Percent	Count	Q4 Percent	Percent
A	Active duty	7642	55.14	6752	48.39	6674	47.35	5715	44.74	
F	Former member	1	0.01	1	0.01	.	.	1	0.01	
H	Medal of honor	1	0.01	
J	Academy student	26	0.19	23	0.16	13	0.09	14	0.11	
N	National Guard	399	2.88	408	2.92	502	3.56	390	3.05	
Q	Reserve retiree	1	0.01	2	0.01	1	0.01	2	0.02	
R	Retired	5462	39.41	6348	45.49	6431	45.62	6237	48.83	
V	Reserve	329	2.37	420	3.01	475	3.37	413	3.23	

Weighted										
Value	Formatted Value	Count	Q1 Percent	Count	Q2 Percent	Count	Q3 Percent	Count	Q4 Percent	Percent
A	Active duty	2198172	33.77	2159386	32.42	2198444	32.58	2210686	32.77	
F	Former member	324	0.00	1626	0.02	.	.	359	0.01	
H	Medal of honor	275	0.00	
J	Academy student	10583	0.16	5828	0.09	5062	0.08	4213	0.06	
N	National Guard	139247	2.14	176424	2.65	237340	3.52	217606	3.23	
Q	Reserve retiree	1105	0.02	1078	0.02	638	0.01	911	0.01	
R	Retired	4045289	62.15	4145252	62.24	4127443	61.17	4142739	61.41	
V	Reserve	114165	1.75	170088	2.55	179115	2.65	168947	2.50	

FIELDAGE - Age at start of fielding period										
Unweighted										
Value	Formatted Value	Q1		Q2		Q3		Q4		
		Count	Percent	Count	Percent	Count	Percent	Count	Percent	
18	18	112	0.81	109	0.78	110	0.78	75	0.59	
19	19	202	1.46	170	1.22	199	1.41	153	1.20	
20	20	254	1.83	221	1.58	243	1.72	212	1.66	
21	21	232	1.67	241	1.73	251	1.78	193	1.51	
22	22	266	1.92	214	1.53	240	1.70	191	1.50	
23	23	233	1.68	235	1.68	240	1.70	180	1.41	
24	24	279	2.01	213	1.53	237	1.68	181	1.42	
25	25	233	1.68	223	1.60	238	1.69	178	1.39	
26	26	261	1.88	234	1.68	258	1.83	160	1.25	
27	27	279	2.01	253	1.81	253	1.79	195	1.53	
28	28	257	1.85	265	1.90	226	1.60	203	1.59	
29	29	273	1.97	252	1.81	230	1.63	197	1.54	
30	30	311	2.24	272	1.95	240	1.70	234	1.83	
31	31	336	2.42	276	1.98	278	1.97	230	1.80	
32	32	303	2.19	326	2.34	286	2.03	249	1.95	
33	33	353	2.55	274	1.96	285	2.02	260	2.04	
34	34	282	2.03	293	2.10	290	2.06	235	1.84	
35	35	357	2.58	356	2.55	348	2.47	268	2.10	
36	36	408	2.94	379	2.72	340	2.41	279	2.18	
37	37	393	2.84	340	2.44	378	2.68	327	2.56	
38	38	402	2.90	364	2.61	395	2.80	311	2.43	
39	39	438	3.16	388	2.78	354	2.51	339	2.65	
40	40	378	2.73	380	2.72	363	2.58	305	2.39	
41	41	360	2.60	321	2.30	356	2.53	322	2.52	
42	42	381	2.75	273	1.96	315	2.23	308	2.41	
43	43	324	2.34	275	1.97	279	1.98	295	2.31	
44	44	303	2.19	275	1.97	285	2.02	247	1.93	
45	45	276	1.99	250	1.79	268	1.90	256	2.00	
46	46	266	1.92	258	1.85	238	1.69	223	1.75	
47	47	240	1.73	262	1.88	234	1.66	236	1.85	
48	48	227	1.64	217	1.56	240	1.70	201	1.57	
49	49	222	1.60	205	1.47	225	1.60	189	1.48	
50	50	208	1.50	228	1.63	233	1.65	182	1.42	
51	51	190	1.37	207	1.48	204	1.45	215	1.68	
52	52	205	1.48	211	1.51	233	1.65	200	1.57	
53	53	211	1.52	233	1.67	222	1.57	194	1.52	
54	54	219	1.58	208	1.49	232	1.65	215	1.68	
55	55	178	1.28	246	1.76	244	1.73	223	1.75	
56	56	129	0.93	158	1.13	180	1.28	162	1.27	
57	57	155	1.12	186	1.33	184	1.31	178	1.39	
58	58	169	1.22	195	1.40	190	1.35	187	1.46	
59	59	218	1.57	220	1.58	231	1.64	215	1.68	
60	60	167	1.20	232	1.66	197	1.40	211	1.65	
61	61	189	1.36	218	1.56	210	1.49	224	1.75	
62	62	200	1.44	218	1.56	208	1.48	232	1.82	
63	63	231	1.67	237	1.70	234	1.66	258	2.02	
64	64	211	1.52	256	1.83	265	1.88	254	1.99	
65	65	143	1.03	178	1.28	181	1.28	197	1.54	
66	66	106	0.76	167	1.20	151	1.07	179	1.40	
67	67	120	0.87	124	0.89	142	1.01	136	1.06	
68	68	129	0.93	130	0.93	130	0.92	167	1.31	
69	69	92	0.66	139	1.00	137	0.97	149	1.17	
70	70	76	0.55	125	0.90	123	0.87	153	1.20	
71	71	106	0.76	131	0.94	127	0.90	120	0.94	
72	72	90	0.65	131	0.94	111	0.79	148	1.16	
73	73	74	0.53	103	0.74	114	0.81	96	0.75	
74	74	73	0.53	90	0.64	96	0.68	104	0.81	
75	75	67	0.48	78	0.56	97	0.69	72	0.56	
76	76	59	0.43	95	0.68	81	0.57	81	0.63	
77	77	59	0.43	82	0.59	85	0.60	81	0.63	

2002 HEALTH CARE SURVEY OF DOD BENEFICIARIES – FINAL

78	78	59	0.43	75	0.54	89	0.63	68	0.53
79	79	46	0.33	69	0.49	83	0.59	82	0.64
80	80	47	0.34	90	0.64	74	0.52	72	0.56
81	81	39	0.28	49	0.35	60	0.43	67	0.52
82	82	30	0.22	53	0.38	61	0.43	53	0.41
83	83	34	0.25	49	0.35	34	0.24	31	0.24
84	84	24	0.17	35	0.25	32	0.23	36	0.28
85	85	13	0.09	26	0.19	27	0.19	32	0.25
86	86	15	0.11	23	0.16	22	0.16	16	0.13
87	87	9	0.06	10	0.07	11	0.08	22	0.17
88	88	10	0.07	7	0.05	12	0.09	5	0.04
89	89	5	0.04	7	0.05	4	0.03	4	0.03
90	90	6	0.04	6	0.04	9	0.06	7	0.05
91	91	1	0.01	7	0.05	3	0.02	4	0.03
92	92	3	0.02	3	0.02	4	0.03	3	0.02
93	93	.	.	2	0.01	2	0.01	.	.
94	94	1	0.01	2	0.02
95	95	1	0.01	2	0.01	2	0.01	.	.
96	96	2	0.01	.	.	1	0.01	3	0.02
97	97	1	0.01	1	0.01	1	0.01	.	.
101	101	1	0.01

Weighted

Value	Formatted Value	Q1		Q2		Q3		Q4	
		Count	Percent	Count	Percent	Count	Percent	Count	Percent
18	18	37328	0.57	45978	0.69	54762	0.81	33264	0.49
19	19	96250	1.48	72179	1.08	83506	1.24	72823	1.08
20	20	84333	1.30	86067	1.29	92060	1.36	87001	1.29
21	21	70132	1.08	96629	1.45	93812	1.39	89600	1.33
22	22	78754	1.21	76322	1.15	89393	1.32	93526	1.39
23	23	77662	1.19	78274	1.18	92189	1.37	74190	1.10
24	24	85709	1.32	78204	1.17	85138	1.26	67208	1.00
25	25	69087	1.06	74625	1.12	87002	1.29	70344	1.04
26	26	91547	1.41	74035	1.11	94646	1.40	68951	1.02
27	27	78978	1.21	81387	1.22	88659	1.31	87142	1.29
28	28	70444	1.08	102570	1.54	82856	1.23	72572	1.08
29	29	89780	1.38	81128	1.22	78401	1.16	71620	1.06
30	30	106893	1.64	87905	1.32	90982	1.35	86322	1.28
31	31	96079	1.48	93473	1.40	90273	1.34	98266	1.46
32	32	89307	1.37	99947	1.50	109848	1.63	113877	1.69
33	33	102055	1.57	85653	1.29	95356	1.41	102916	1.53
34	34	87121	1.34	95224	1.43	96239	1.43	94942	1.41
35	35	109466	1.68	123756	1.86	114218	1.69	105400	1.56
36	36	126967	1.95	122545	1.84	123134	1.82	106354	1.58
37	37	122875	1.89	105577	1.59	126070	1.87	147126	2.18
38	38	110940	1.70	112147	1.68	126050	1.87	130020	1.93
39	39	127603	1.96	136867	2.06	137111	2.03	142934	2.12
40	40	105337	1.62	135543	2.04	127104	1.88	132234	1.96
41	41	115973	1.78	111337	1.67	120306	1.78	117868	1.75
42	42	102786	1.58	104927	1.58	118298	1.75	131760	1.95
43	43	111277	1.71	99701	1.50	101570	1.51	131122	1.94
44	44	92456	1.42	104254	1.57	111898	1.66	118879	1.76
45	45	122545	1.88	117311	1.76	114943	1.70	119741	1.78
46	46	127065	1.95	104279	1.57	109220	1.62	106712	1.58
47	47	106607	1.64	117493	1.76	108231	1.60	113137	1.68
48	48	109215	1.68	93815	1.41	102941	1.53	105019	1.56
49	49	86526	1.33	96024	1.44	100784	1.49	77164	1.14
50	50	81367	1.25	125893	1.89	108827	1.61	95767	1.42
51	51	92974	1.43	94945	1.43	94332	1.40	111896	1.66
52	52	114710	1.76	132924	2.00	110390	1.64	105307	1.56
53	53	132086	2.03	126986	1.91	115393	1.71	106088	1.57
54	54	112962	1.74	101095	1.52	115200	1.71	107063	1.59
55	55	131150	2.01	146843	2.20	134737	2.00	120813	1.79
56	56	89424	1.37	95496	1.43	95792	1.42	93291	1.38
57	57	83122	1.28	110780	1.66	106470	1.58	100831	1.49
58	58	156230	2.40	104717	1.57	96247	1.43	133719	1.98
59	59	118274	1.82	118239	1.78	156709	2.32	124431	1.84

2002 HEALTH CARE SURVEY OF DOD BENEFICIARIES – FINAL

60	60	99063	1.52	124925	1.88	116657	1.73	131096	1.94
61	61	155119	2.38	122127	1.83	120966	1.79	142427	2.11
62	62	150064	2.31	124341	1.87	145325	2.15	140324	2.08
63	63	183212	2.81	143004	2.15	129762	1.92	169298	2.51
64	64	122189	1.88	177736	2.67	152507	2.26	160781	2.38
65	65	103564	1.59	130827	1.96	121185	1.80	135698	2.01
66	66	134666	2.07	130645	1.96	133719	1.98	131421	1.95
67	67	111869	1.72	92861	1.39	106044	1.57	96717	1.43
68	68	109297	1.68	91489	1.37	91493	1.36	147704	2.19
69	69	84313	1.30	109492	1.64	104646	1.55	105056	1.56
70	70	107230	1.65	127625	1.92	98618	1.46	113532	1.68
71	71	104107	1.60	120830	1.81	109040	1.62	81517	1.21
72	72	103361	1.59	115492	1.73	88707	1.31	114915	1.70
73	73	94953	1.46	99446	1.49	103396	1.53	82114	1.22
74	74	83565	1.28	69308	1.04	76738	1.14	82089	1.22
75	75	48200	0.74	66827	1.00	72512	1.07	76825	1.14
76	76	67089	1.03	75480	1.13	69168	1.03	85562	1.27
77	77	51472	0.79	67414	1.01	74507	1.10	70406	1.04
78	78	57540	0.88	63004	0.95	79466	1.18	61580	0.91
79	79	35059	0.54	59010	0.89	67446	1.00	64445	0.96
80	80	53322	0.82	80197	1.20	74918	1.11	54498	0.81
81	81	50298	0.77	35291	0.53	45211	0.67	52748	0.78
82	82	39643	0.61	36098	0.54	47386	0.70	50562	0.75
83	83	32026	0.49	35529	0.53	27370	0.41	26012	0.39
84	84	42455	0.65	26011	0.39	24319	0.36	28208	0.42
85	85	13853	0.21	22238	0.33	21473	0.32	24140	0.36
86	86	30792	0.47	14404	0.22	17369	0.26	14437	0.21
87	87	10637	0.16	8089	0.12	12191	0.18	15469	0.23
88	88	9646	0.15	8954	0.13	7948	0.12	3477	0.05
89	89	2391	0.04	6197	0.09	5454	0.08	1574	0.02
90	90	10143	0.16	7965	0.12	9999	0.15	3886	0.06
91	91	292	0.00	3687	0.06	1386	0.02	1502	0.02
92	92	3844	0.06	3004	0.05	4124	0.06	3053	0.05
93	93	.	.	3251	0.05	1756	0.03	.	.
94	94	2096	0.03	590	0.01
95	95	782	0.01	2163	0.03	866	0.01	.	.
96	96	1023	0.02	.	.	654	0.01	2337	0.03
97	97	408	0.01	1626	0.02	526	0.01	.	.
101	101	494	0.01

FNSTATUS - Final Status										
Unweighted										
Value	Formatted Value	Count	Q1 Percent	Count	Q2 Percent	Count	Q3 Percent	Count	Q4 Percent	Count
11	Elig.return complete	13860	100.00	13954	100.00	14096	100.00	12773	100.00	12773
Weighted										
Value	Formatted Value	Count	Q1 Percent	Count	Q2 Percent	Count	Q3 Percent	Count	Q4 Percent	Count
11	Elig.return complete	6508885	100.00	6659682	100.00	6748042	100.00	6745737	100.00	6745737

KEYCOUNT - Number of Key Questions Answered										
Unweighted										
Value	Formatted Value	Count	Q1 Percent	Count	Q2 Percent	Count	Q3 Percent	Count	Q4 Percent	Percent
15	15	6	0.04	11	0.08	8	0.06	4	0.03	
16	16	14	0.10	7	0.05	15	0.11	7	0.05	
17	17	15	0.11	7	0.05	6	0.04	11	0.09	
18	18	17	0.12	14	0.10	23	0.16	23	0.18	
19	19	42	0.30	23	0.16	40	0.28	30	0.23	
20	20	88	0.63	56	0.40	95	0.67	73	0.57	
21	21	78	0.56	88	0.63	76	0.54	76	0.60	
22	22	51	0.37	79	0.57	36	0.26	54	0.42	
23	23	78	0.56	72	0.52	67	0.48	70	0.55	
24	24	143	1.03	117	0.84	128	0.91	138	1.08	
25	25	292	2.11	213	1.53	239	1.70	246	1.93	
26	26	450	3.25	474	3.40	412	2.92	465	3.64	
27	27	1189	8.58	1198	8.59	964	6.84	937	7.34	
28	28	3598	25.96	3771	27.02	2889	20.50	2451	19.19	
29	29	7799	56.27	7824	56.07	9098	64.54	8188	64.10	
Weighted										
Value	Formatted Value	Count	Q1 Percent	Count	Q2 Percent	Count	Q3 Percent	Count	Q4 Percent	Percent
15	15	5046	0.08	6909	0.10	4195	0.06	1063	0.02	
16	16	5716	0.09	2876	0.04	6779	0.10	7521	0.11	
17	17	12993	0.20	4326	0.06	4463	0.07	10366	0.15	
18	18	12832	0.20	7947	0.12	13067	0.19	11440	0.17	
19	19	26730	0.41	11548	0.17	32463	0.48	17694	0.26	
20	20	40184	0.62	38135	0.57	49198	0.73	41515	0.62	
21	21	51868	0.80	43116	0.65	44232	0.66	53745	0.80	
22	22	34210	0.53	44329	0.67	22754	0.34	32299	0.48	
23	23	53691	0.82	45946	0.69	37475	0.56	49367	0.73	
24	24	71187	1.09	78938	1.19	73070	1.08	75570	1.12	
25	25	198337	3.05	104162	1.56	149466	2.21	126560	1.88	
26	26	245260	3.77	263139	3.95	222951	3.30	279734	4.15	
27	27	628481	9.66	607107	9.12	478504	7.09	522307	7.74	
28	28	1874268	28.80	2064289	31.00	1365218	20.23	1288990	19.11	
29	29	3248082	49.90	3336913	50.11	4244209	62.90	4227567	62.67	

H02001 - Are you the person listed on envelope										
Unweighted										
Value	Formatted Value	Count	Q1 Percent	Count	Q2 Percent	Count	Q3 Percent	Count	Q4 Percent	Count
.	Did not answer	260	1.88	252	1.81	246	1.75	219	1.71	
A	Invalid multiple responses	5	0.04	3	0.02	8	0.06	6	0.05	
1	Yes	13554	97.79	13658	97.88	13795	97.86	12511	97.95	
2	No	41	0.30	41	0.29	47	0.33	37	0.29	
Weighted										
Value	Formatted Value	Count	Q1 Percent	Count	Q2 Percent	Count	Q3 Percent	Count	Q4 Percent	Count
.	Did not answer	127051	1.95	125365	1.88	131434	1.95	122789	1.82	
A	Invalid multiple responses	2609	0.04	1014	0.02	3449	0.05	2119	0.03	
1	Yes	6358440	97.69	6513719	97.81	6588587	97.64	6595176	97.77	
2	No	20784	0.32	19584	0.29	24572	0.36	25653	0.38	

H02002A - Health plan(s) covered: TRICARE Prime										
Unweighted										
Value	Formatted Value	Count	Q1 Percent	Count	Q2 Percent	Count	Q3 Percent	Count	Q4 Percent	Count
1	Marked	9848	71.05	8972	64.30	9477	67.23	7950	62.24	
2	Not Marked	4012	28.95	4982	35.70	4619	32.77	4823	37.76	
Weighted										
Value	Formatted Value	Count	Q1 Percent	Count	Q2 Percent	Count	Q3 Percent	Count	Q4 Percent	Count
1	Marked	3080631	47.33	3066263	46.04	3525253	52.24	3147979	46.67	
2	Not Marked	3428254	52.67	3593418	53.96	3222789	47.76	3597758	53.33	

H02002C - Health plan(s) covered: TRICARE Ext/Std										
Unweighted										
Value	Formatted Value	Count	Q1 Percent	Count	Q2 Percent	Count	Q3 Percent	Count	Q4 Percent	Count
1	Marked	1868	13.48	2199	15.76	2443	17.33	1948	15.25	
2	Not Marked	11992	86.52	11755	84.24	11653	82.67	10825	84.75	
Weighted										
Value	Formatted Value	Count	Q1 Percent	Count	Q2 Percent	Count	Q3 Percent	Count	Q4 Percent	Count
1	Marked	1350991	20.76	1418167	21.29	1652775	24.49	1328968	19.70	
2	Not Marked	5157893	79.24	5241515	78.71	5095268	75.51	5416769	80.30	

H02002F - Health plan(s) covered: MEDICARE										
Unweighted										
Value	Formatted Value	Count	Q1 Percent	Count	Q2 Percent	Count	Q3 Percent	Count	Q4 Percent	Count
1	Marked	1526	11.01	2040	14.62	2099	14.89	2192	17.16	
2	Not Marked	12334	88.99	11914	85.38	11997	85.11	10581	82.84	
Weighted										
Value	Formatted Value	Count	Q1 Percent	Count	Q2 Percent	Count	Q3 Percent	Count	Q4 Percent	Count
1	Marked	1479928	22.74	1619551	24.32	1628576	24.13	1710553	25.36	
2	Not Marked	5028957	77.26	5040131	75.68	5119466	75.87	5035184	74.64	

H02002G - Health plan(s) covered: FEHBP										
Unweighted										
Value	Formatted Value	Count	Q1 Percent	Count	Q2 Percent	Count	Q3 Percent	Count	Q4 Percent	Count
1	Marked	411	2.97	516	3.70	516	3.66	505	3.95	
2	Not Marked	13449	97.03	13438	96.30	13580	96.34	12268	96.05	
Weighted										
Value	Formatted Value	Count	Q1 Percent	Count	Q2 Percent	Count	Q3 Percent	Count	Q4 Percent	Count
1	Marked	338022	5.19	344127	5.17	335089	4.97	324986	4.82	
2	Not Marked	6170863	94.81	6315555	94.83	6412953	95.03	6420751	95.18	

H02002H - Health plan(s) covered: Medicaid										
Unweighted										
Value	Formatted Value	Count	Q1 Percent	Count	Q2 Percent	Count	Q3 Percent	Count	Q4 Percent	Count
1	Marked	105	0.76	132	0.95	132	0.94	114	0.89	
2	Not Marked	13755	99.24	13822	99.05	13964	99.06	12659	99.11	
Weighted										
Value	Formatted Value	Count	Q1 Percent	Count	Q2 Percent	Count	Q3 Percent	Count	Q4 Percent	Count
1	Marked	80518	1.24	83910	1.26	77307	1.15	71883	1.07	
2	Not Marked	6428366	98.76	6575771	98.74	6670735	98.85	6673854	98.93	

H02002I - Health plan(s) covered: Civilian HMO										
Unweighted										
Value	Formatted Value	Count	Q1 Percent	Count	Q2 Percent	Count	Q3 Percent	Count	Q4 Percent	Count
1	Marked	494	3.56	596	4.27	592	4.20	554	4.34	
2	Not Marked	13366	96.44	13358	95.73	13504	95.80	12219	95.66	
Weighted										
Value	Formatted Value	Count	Q1 Percent	Count	Q2 Percent	Count	Q3 Percent	Count	Q4 Percent	Count
1	Marked	414124	6.36	396326	5.95	420988	6.24	401120	5.95	
2	Not Marked	6094760	93.64	6263356	94.05	6327054	93.76	6344617	94.05	

H02002J - Health plan(s) covered: Other civilian										
Unweighted										
Value	Formatted Value	Count	Q1 Percent	Count	Q2 Percent	Count	Q3 Percent	Count	Q4 Percent	Count
1	Marked	1450	10.46	1726	12.37	1747	12.39	1547	12.11	
2	Not Marked	12410	89.54	12228	87.63	12349	87.61	11226	87.89	
Weighted										
Value	Formatted Value	Count	Q1 Percent	Count	Q2 Percent	Count	Q3 Percent	Count	Q4 Percent	Count
1	Marked	1028407	15.80	1108534	16.65	1148760	17.02	1053594	15.62	
2	Not Marked	5480478	84.20	5551148	83.35	5599282	82.98	5692143	84.38	

H02002K - Health plan(s) covered: USFHP										
Unweighted										
Value	Formatted Value	Count	Q1 Percent	Count	Q2 Percent	Count	Q3 Percent	Count	Q4 Percent	Count
1	Marked	133	0.96	117	0.84	132	0.94	111	0.87	
2	Not Marked	13727	99.04	13837	99.16	13964	99.06	12662	99.13	
Weighted										
Value	Formatted Value	Count	Q1 Percent	Count	Q2 Percent	Count	Q3 Percent	Count	Q4 Percent	Count
1	Marked	66477	1.02	88262	1.33	89210	1.32	79430	1.18	
2	Not Marked	6442407	98.98	6571419	98.67	6658832	98.68	6666307	98.82	

H02002L - Health plan(s) covered: Not sure										
Unweighted										
Value	Formatted Value	Count	Q1 Percent	Count	Q2 Percent	Count	Q3 Percent	Count	Q4 Percent	Count
1	Marked	2393	17.27	2171	15.56	2070	14.69	1808	14.15	
2	Not Marked	11467	82.73	11783	84.44	12026	85.31	10965	85.85	
Weighted										
Value	Formatted Value	Count	Q1 Percent	Count	Q2 Percent	Count	Q3 Percent	Count	Q4 Percent	Count
1	Marked	929504	14.28	871194	13.08	853437	12.65	856652	12.70	
2	Not Marked	5579381	85.72	5788488	86.92	5894606	87.35	5889085	87.30	

H02002M - Health plan(s) covered: Veterans										
Unweighted										
Value	Formatted Value	Count	Q1 Percent	Count	Q2 Percent	Count	Q3 Percent	Count	Q4 Percent	Count
1	Marked	772	5.57	845	6.06	908	6.44	825	6.46	
2	Not Marked	13088	94.43	13109	93.94	13188	93.56	11948	93.54	
Weighted										
Value	Formatted Value	Count	Q1 Percent	Count	Q2 Percent	Count	Q3 Percent	Count	Q4 Percent	Count
1	Marked	508558	7.81	509664	7.65	559464	8.29	532581	7.90	
2	Not Marked	6000326	92.19	6150018	92.35	6188578	91.71	6213156	92.10	

H02002N - Health plan(s) covered: TRICARE Plus										
Unweighted										
Value	Formatted Value	Count	Q1 Percent	Count	Q2 Percent	Count	Q3 Percent	Count	Q4 Percent	Count
1	Marked	146	1.05	173	1.24	516	3.66	150	1.17	
2	Not Marked	13714	98.95	13781	98.76	13580	96.34	12623	98.83	
Weighted										
Value	Formatted Value	Count	Q1 Percent	Count	Q2 Percent	Count	Q3 Percent	Count	Q4 Percent	Count
1	Marked	69466	1.07	77802	1.17	321250	4.76	65241	0.97	
2	Not Marked	6439419	98.93	6581880	98.83	6426792	95.24	6680496	99.03	

H02002O - Health plan(s) covered: TRICARE for life										
Unweighted										
Value	Formatted Value	Count	Q1 Percent	Count	Q2 Percent	Count	Q3 Percent	Count	Q4 Percent	Count
.	Did not answer	14096	100.00	.	.	.
1	Marked	1233	8.90	1795	12.86	.	.	1951	15.27	.
2	Not Marked	12627	91.10	12159	87.14	.	.	10822	84.73	.
Weighted										
Value	Formatted Value	Count	Q1 Percent	Count	Q2 Percent	Count	Q3 Percent	Count	Q4 Percent	Count
.	Did not answer	6748042	100.00	.	.	.
1	Marked	1266675	19.46	1473981	22.13	.	.	1529566	22.67	.
2	Not Marked	5242209	80.54	5185700	77.87	.	.	5216171	77.33	.

H02003 - Currently Covered Medicare Part A										
Unweighted										
Value	Formatted Value	Count	Q1 Percent	Count	Q2 Percent	Count	Q3 Percent	Count	Q4 Percent	Count
.	Missing/Unknown	205	1.48	185	1.33	212	1.50	180	1.41	.
A	Invalid multiple responses	6	0.04	8	0.06	10	0.07	8	0.06	.
1	Yes, covered Medicare Part A	1773	12.79	2329	16.69	2347	16.65	2393	18.73	.
2	No, not covered Medicare Part A	11876	85.69	11432	81.93	11527	81.77	10192	79.79	.
Weighted										
Value	Formatted Value	Count	Q1 Percent	Count	Q2 Percent	Count	Q3 Percent	Count	Q4 Percent	Count
.	Missing/Unknown	80552	1.24	78862	1.18	93704	1.39	80434	1.19	.
A	Invalid multiple responses	9097	0.14	7002	0.11	4627	0.07	5330	0.08	.
1	Yes, covered Medicare Part A	1688296	25.94	1805249	27.11	1818789	26.95	1841686	27.30	.
2	No, not covered Medicare Part A	4730940	72.68	4768569	71.60	4830922	71.59	4818287	71.43	.

H02004 - Currently Covered Medicare Part B										
Unweighted										
Value	Formatted Value	Count	Q1 Percent	Count	Q2 Percent	Count	Q3 Percent	Count	Q4 Percent	Percent
.	Missing/Unknown	238	1.72	200	1.43	225	1.60	203	1.59	
A	Invalid multiple responses	6	0.04	4	0.03	3	0.02	6	0.05	
1	Yes, covered Medicare Part B	1627	11.74	2190	15.69	2197	15.59	2278	17.83	
2	No, not covered Medicare Part B	11989	86.50	11560	82.84	11671	82.80	10286	80.53	
Weighted										
Value	Formatted Value	Count	Q1 Percent	Count	Q2 Percent	Count	Q3 Percent	Count	Q4 Percent	Percent
.	Missing/Unknown	92626	1.42	89589	1.35	92286	1.37	94564	1.40	
A	Invalid multiple responses	2539	0.04	3097	0.05	1406	0.02	2193	0.03	
1	Yes, covered Medicare Part B	1588809	24.41	1735010	26.05	1740535	25.79	1768725	26.22	
2	No, not covered Medicare Part B	4824910	74.13	4831986	72.56	4913815	72.82	4880255	72.35	

H02005 - Currently Covered Medicare Supplemental										
Unweighted										
Value	Formatted Value	Count	Q1 Percent	Count	Q2 Percent	Count	Q3 Percent	Count	Q4 Percent	Percent
.	Missing/Unknown	294	2.12	283	2.03	339	2.40	258	2.02	
A	Invalid multiple responses	.	.	7	0.05	3	0.02	3	0.02	
1	Yes, covered Medicare supplemental	346	2.50	353	2.53	413	2.93	281	2.20	
2	No, not covered Medicare supplemental	13220	95.38	13311	95.39	13341	94.64	12231	95.76	
Weighted										
Value	Formatted Value	Count	Q1 Percent	Count	Q2 Percent	Count	Q3 Percent	Count	Q4 Percent	Percent
.	Missing/Unknown	142033	2.18	160891	2.42	181983	2.70	159275	2.36	
A	Invalid multiple responses	.	.	5538	0.08	645	0.01	2038	0.03	
1	Yes, covered Medicare supplemental	290912	4.47	247475	3.72	333128	4.94	227163	3.37	
2	No, not covered Medicare supplemental	6075940	93.35	6245777	93.78	6232286	92.36	6357261	94.24	

H02006 - Which health plan did you use most in the past 12 months?										
Unweighted										
Value	Formatted Value	Q1		Q2		Q3		Q4		
		Count	Percent	Count	Percent	Count	Percent	Count	Percent	
.	Did not answer	435	3.14	384	2.75	119	0.84	80	0.63	
A	Invalid multiple responses	1569	11.32	2059	14.76	447	3.17	380	2.98	
D	Not sure	298	2.11	242	1.89	
N	Did not use any health plan in past year	379	2.73	432	3.10	621	4.41	519	4.06	
1	TRICARE Prime	8906	64.26	8010	57.40	8146	57.79	7245	56.72	
3	TRICARE Extra or Standard(CHAMPUS)	923	6.66	996	7.14	1016	7.21	887	6.94	
4	Medicare	216	1.56	120	0.86	973	6.90	1276	9.99	
5	Federal Employees Health Benefit Program	160	1.15	209	1.50	334	2.37	322	2.52	
6	Medicaid	9	0.06	7	0.05	19	0.13	11	0.09	
7	A civilian HMO	308	2.22	419	3.00	483	3.43	432	3.38	
8	Other civilian health insurance	607	4.38	700	5.02	1113	7.90	949	7.43	
9	Uniformed Services Family Health Plan	47	0.34	45	0.32	86	0.61	76	0.60	
10	The Veterans Administration	125	0.90	144	1.03	274	1.94	254	1.99	
11	TRICARE Plus and Medicare	35	0.25	42	0.30	167	1.18	100	0.78	
12	TRICARE for Life and Medicare	141	1.02	387	2.77	
Weighted										
Value	Formatted Value	Q1		Q2		Q3		Q4		
		Count	Percent	Count	Percent	Count	Percent	Count	Percent	
.	Did not answer	344687	5.30	272862	4.10	63717	0.94	52641	0.78	
A	Invalid multiple responses	1129985	17.36	1378099	20.69	296391	4.39	247974	3.68	
D	Not sure	144791	2.15	144816	2.15	
N	Did not use any health plan in past year	207584	3.19	271068	4.07	328312	4.87	305930	4.54	
1	TRICARE Prime	2682015	41.21	2672429	40.13	2809200	41.63	2822529	41.84	
3	TRICARE Extra or Standard(CHAMPUS)	599821	9.22	580574	8.72	585665	8.68	579404	8.59	
4	Medicare	205854	3.16	95279	1.43	823937	12.21	1041883	15.45	
5	Federal Employees Health Benefit Program	151923	2.33	139778	2.10	212683	3.15	215093	3.19	
6	Medicaid	4430	0.07	3940	0.06	7975	0.12	4949	0.07	
7	A civilian HMO	306366	4.71	291927	4.38	370129	5.48	328031	4.86	
8	Other civilian health insurance	531405	8.16	467344	7.02	746673	11.07	684173	10.14	
9	Uniformed	33823	0.52	49618	0.75	75308	1.12	65706	0.97	

2002 HEALTH CARE SURVEY OF DOD BENEFICIARIES – FINAL

10	Services Family Health Plan	151982	2.34	109832	1.65	198536	2.94	210568	3.12
11	The Veterans Administration TRICARE Plus and Medicare	19562	0.30	17361	0.26	84725	1.26	42041	0.62
12	TRICARE for Life and Medicare	139447	2.14	309570	4.65

H02007 -

Years in a row with health plan

Unweighted										
Value	Formatted Value	Q1		Q2		Q3		Q4		
		Count	Percent	Count	Percent	Count	Percent	Count	Percent	
.	Did not answer	2722	19.64	2568	18.40	567	4.02	542	4.24	
A	Invalid multiple responses	57	0.41	38	0.27	41	0.29	31	0.24	
C	Should be skipped	63	0.45	50	0.36	173	1.23	129	1.01	
N	Valid skip	316	2.28	382	2.74	448	3.18	390	3.05	
1	Less than 6 months	436	3.15	403	2.89	265	1.88	196	1.53	
2	6 up to 12 months	613	4.42	1098	7.87	1129	8.01	756	5.92	
3	12 up to 24 months	1185	8.55	1096	7.85	1324	9.39	1315	10.30	
4	2 up to 5 years	3609	26.04	3185	22.82	3898	27.65	3388	26.52	
5	5 up to 10 years	2581	18.62	2652	19.01	3251	23.06	3129	24.50	
6	10 or more years	2278	16.44	2482	17.79	3000	21.28	2897	22.68	

Weighted										
Value	Formatted Value	Q1		Q2		Q3		Q4		
		Count	Percent	Count	Percent	Count	Percent	Count	Percent	
.	Did not answer	1095511	16.83	1052631	15.81	298199	4.42	322459	4.78	
A	Invalid multiple responses	55793	0.86	26936	0.40	27401	0.41	16645	0.25	
C	Should be skipped	37846	0.58	30684	0.46	93413	1.38	70580	1.05	
N	Valid skip	169738	2.61	240385	3.61	234899	3.48	235350	3.49	
1	Less than 6 months	324385	4.98	233727	3.51	126228	1.87	87044	1.29	
2	6 up to 12 months	284309	4.37	684122	10.27	574515	8.51	418978	6.21	
3	12 up to 24 months	495364	7.61	478957	7.19	612976	9.08	711765	10.55	
4	2 up to 5 years	1407563	21.63	1282611	19.26	1662316	24.63	1588533	23.55	
5	5 up to 10 years	1156971	17.78	1157647	17.38	1395182	20.68	1511058	22.40	
6	10 or more years	1481404	22.76	1471982	22.10	1722915	25.53	1783324	26.44	

H02008 - When joined health plan received new personal Doctor										
Unweighted										
Value	Formatted Value	Count	Q1 Percent	Count	Q2 Percent	Count	Q3 Percent	Count	Q4 Percent	Count
.	Did not answer	265	1.91	213	1.53	236	1.67	197	1.54	
A	Invalid multiple responses	1	0.01	1	0.01	.	.	1	0.01	
1	Yes	8466	61.08	8392	60.14	8770	62.22	8154	63.84	
2	No	5128	37.00	5348	38.33	5090	36.11	4421	34.61	
Weighted										
Value	Formatted Value	Count	Q1 Percent	Count	Q2 Percent	Count	Q3 Percent	Count	Q4 Percent	Count
.	Did not answer	150400	2.31	127227	1.91	137487	2.04	117892	1.75	
A	Invalid multiple responses	191	0.00	493	0.01	.	.	538	0.01	
1	Yes	3661516	56.25	3708385	55.68	3879989	57.50	3950317	58.56	
2	No	2696777	41.43	2823577	42.40	2730566	40.46	2676990	39.68	

H02009 - Health plan: problem to get a personal doctor or nurse you are happy with										
Unweighted										
Value	Formatted Value	Count	Q1 Percent	Count	Q2 Percent	Count	Q3 Percent	Count	Q4 Percent	Count
.	Did not answer	1168	8.43	1146	8.21	1049	7.44	1229	9.62	
A	Invalid multiple responses	6	0.04	5	0.04	11	0.08	7	0.05	
C	Should be skipped	742	5.35	750	5.37	815	5.78	675	5.28	
N	Didn't get a new personal doctor/nurse	4386	31.65	4598	32.95	4275	30.33	3746	29.33	
1	A big problem	1006	7.26	944	6.77	993	7.04	863	6.76	
2	A small problem	1558	11.24	1508	10.81	1670	11.85	1419	11.11	
3	Not a problem	4994	36.03	5003	35.85	5283	37.48	4834	37.85	
Weighted										
Value	Formatted Value	Count	Q1 Percent	Count	Q2 Percent	Count	Q3 Percent	Count	Q4 Percent	Count
.	Did not answer	502807	7.72	500471	7.51	452477	6.71	597622	8.86	
A	Invalid multiple responses	2755	0.04	1462	0.02	7564	0.11	4958	0.07	
C	Should be skipped	402973	6.19	422523	6.34	453052	6.71	417389	6.19	
N	Didn't get a new personal doctor/nurse	2293804	35.24	2401054	36.05	2277514	33.75	2259601	33.50	
1	A big problem	367826	5.65	397186	5.96	443631	6.57	420063	6.23	
2	A small problem	616845	9.48	629364	9.45	720082	10.67	634341	9.40	
3	Not a problem	2321875	35.67	2307622	34.65	2393721	35.47	2411763	35.75	

H02010 - Have one person you think of as personal doctor										
Unweighted										
Value	Formatted Value	Count	Q1 Percent	Count	Q2 Percent	Count	Q3 Percent	Count	Q4 Percent	Count
.	Did not answer	219	1.58	107	0.77	199	1.41	171	1.34	
1	Yes	8002	57.73	8760	62.78	8659	61.43	8024	62.82	
2	No	5639	40.69	5087	36.46	5238	37.16	4578	35.84	
Weighted										
Value	Formatted Value	Count	Q1 Percent	Count	Q2 Percent	Count	Q3 Percent	Count	Q4 Percent	Count
.	Did not answer	114207	1.75	59279	0.89	104156	1.54	101409	1.50	
1	Yes	4321894	66.40	4578581	68.75	4533267	67.18	4597863	68.16	
2	No	2072783	31.85	2021822	30.36	2110620	31.28	2046465	30.34	

H02011 - Rating of your personal doctor or nurse										
Unweighted										
Value	Formatted Value	Count	Q1 Percent	Count	Q2 Percent	Count	Q3 Percent	Count	Q4 Percent	Count
.	Did not answer	892	6.44	818	5.86	801	5.68	974	7.63	
A	Invalid multiple responses	54	0.39	22	0.16	36	0.26	27	0.21	
C	Should be skipped	620	4.47	358	2.57	559	3.97	493	3.86	
N	Don't have a personal doctor or nurse	5019	36.21	4877	34.95	4679	33.19	4085	31.98	
0	0	53	0.38	35	0.25	53	0.38	43	0.34	
1	1	31	0.22	23	0.16	37	0.26	23	0.18	
2	2	59	0.43	62	0.44	57	0.40	77	0.60	
3	3	116	0.84	107	0.77	121	0.86	113	0.88	
4	4	166	1.20	133	0.95	137	0.97	109	0.85	
5	5	526	3.80	545	3.91	588	4.17	495	3.88	
6	6	430	3.10	412	2.95	460	3.26	407	3.19	
7	7	921	6.65	990	7.09	1051	7.46	869	6.80	
8	8	1632	11.77	1751	12.55	1697	12.04	1577	12.35	
9	9	1253	9.04	1327	9.51	1367	9.70	1200	9.39	
10	10	2088	15.06	2494	17.87	2453	17.40	2281	17.86	
Weighted										
Value	Formatted Value	Count	Q1 Percent	Count	Q2 Percent	Count	Q3 Percent	Count	Q4 Percent	Count
.	Did not answer	547300	8.41	422643	6.35	486918	7.22	619190	9.18	
A	Invalid multiple responses	29106	0.45	12872	0.19	18422	0.27	18563	0.28	
C	Should be skipped	259901	3.99	156778	2.35	269360	3.99	255519	3.79	
N	Don't have a personal doctor or nurse	1812882	27.85	1926079	28.92	1841259	27.29	1790946	26.55	
0	0	19307	0.30	10012	0.15	23512	0.35	18444	0.27	
1	1	9896	0.15	8226	0.12	18135	0.27	10153	0.15	
2	2	17586	0.27	27651	0.42	22833	0.34	33698	0.50	
3	3	52668	0.81	44338	0.67	56881	0.84	50058	0.74	
4	4	68796	1.06	63557	0.95	73626	1.09	55543	0.82	
5	5	256413	3.94	258592	3.88	256999	3.81	251778	3.73	
6	6	193168	2.97	193222	2.90	228500	3.39	206743	3.06	
7	7	408108	6.27	457645	6.87	482221	7.15	434932	6.45	
8	8	804805	12.36	904889	13.59	852159	12.63	880079	13.05	
9	9	698702	10.73	717811	10.78	712053	10.55	703412	10.43	
10	10	1330247	20.44	1455367	21.85	1405165	20.82	1416676	21.00	

H02012 - Currently enrolled in TRICARE Prime										
Unweighted										
Value	Formatted Value	Count	Q1 Percent	Count	Q2 Percent	Count	Q3 Percent	Count	Q4 Percent	Count
.	Did not answer	161	1.16	202	1.45	294	2.09	205	1.60	
1	Yes	10290	74.24	9396	67.34	9907	70.28	8582	67.19	
2	No	3409	24.60	4356	31.22	3895	27.63	3986	31.21	
Weighted										
Value	Formatted Value	Count	Q1 Percent	Count	Q2 Percent	Count	Q3 Percent	Count	Q4 Percent	Count
.	Did not answer	121966	1.87	139792	2.10	219868	3.26	141340	2.10	
1	Yes	3477259	53.42	3365301	50.53	3831128	56.77	3603591	53.42	
2	No	2909660	44.70	3154589	47.37	2697046	39.97	3000806	44.48	

H02013 - TRICARE member: Primary Care Manager(PCM) based in a military or civilian facility										
Unweighted										
Value	Formatted Value	Count	Q1 Percent	Count	Q2 Percent	Count	Q3 Percent	Count	Q4 Percent	Percent
.	Did not answer	1407	10.15	1226	8.79	1423	10.10	1242	9.72	
A	Invalid multiple responses	32	0.23	20	0.14	30	0.21	30	0.23	
C	Should be skipped	127	0.92	102	0.73	286	2.03	154	1.21	
N	Not member of TRICARE Prime/Senior Prime	3481	25.12	4438	31.80	3720	26.39	4100	32.10	
1	A primary care manager at military facil	6552	47.27	6117	43.84	6351	45.06	5489	42.97	
2	A primary care manager at civilian facil	931	6.72	657	4.71	830	5.89	743	5.82	
3	Not sure	1330	9.60	1394	9.99	1456	10.33	1015	7.95	
Weighted										
Value	Formatted Value	Count	Q1 Percent	Count	Q2 Percent	Count	Q3 Percent	Count	Q4 Percent	Percent
.	Did not answer	537950	8.26	551378	8.28	692441	10.26	592508	8.78	
A	Invalid multiple responses	15439	0.24	9445	0.14	16317	0.24	12362	0.18	
C	Should be skipped	124216	1.91	102275	1.54	227057	3.36	121604	1.80	
N	Not member of TRICARE Prime/Senior Prime	2941953	45.20	3188863	47.88	2548638	37.77	3081504	45.68	
1	A primary care manager at military facil	1818579	27.94	1745587	26.21	1885608	27.94	1864496	27.64	
2	A primary care manager at civilian facil	468476	7.20	449120	6.74	618739	9.17	561842	8.33	
3	Not sure	602273	9.25	613014	9.20	759242	11.25	511421	7.58	

H02014 - Know your PCM's name										
Unweighted										
Value	Formatted Value	Q1		Q2		Q3		Q4		
		Count	Percent	Count	Percent	Count	Percent	Count	Percent	
.	Did not answer	1454	10.49	1228	8.80	1436	10.19	1214	9.50	
A	Invalid multiple responses	5	0.04	7	0.05	4	0.03	6	0.05	
C	Should be skipped	444	3.15	1233	9.65	
N	Valid skip	3409	24.60	4356	31.22	5018	35.60	4036	31.60	
1	Yes	4872	35.15	4545	32.57	4701	33.35	4126	32.30	
2	No	4120	29.73	3818	27.36	2493	17.69	2158	16.90	

Weighted										
Value	Formatted Value	Q1		Q2		Q3		Q4		
		Count	Percent	Count	Percent	Count	Percent	Count	Percent	
.	Did not answer	533194	8.19	551135	8.28	674533	10.00	571057	8.47	
A	Invalid multiple responses	1586	0.02	3197	0.05	2846	0.04	1339	0.02	
C	Should be skipped	258992	3.84	681409	10.10	
N	Valid skip	2909660	44.70	3154589	47.37	3275945	48.55	3033120	44.96	
1	Yes	1564365	24.03	1508945	22.66	1693888	25.10	1612781	23.91	
2	No	1500080	23.05	1441816	21.65	841838	12.48	846031	12.54	

H02015 - In last year: you or a doctor or nurse think you needed to see a specialist										
Unweighted										
Value	Formatted Value	Q1		Q2		Q3		Q4		
		Count	Percent	Count	Percent	Count	Percent	Count	Percent	
.	Did not answer	119	0.86	43	0.31	139	0.99	136	1.06	
A	Invalid multiple responses	1	0.01	.	.	3	0.02	1	0.01	
1	Yes	7167	51.71	7532	53.98	7454	52.88	6965	54.53	
2	No	6573	47.42	6379	45.71	6500	46.11	5671	44.40	

Weighted										
Value	Formatted Value	Q1		Q2		Q3		Q4		
		Count	Percent	Count	Percent	Count	Percent	Count	Percent	
.	Did not answer	68594	1.05	29864	0.45	81568	1.21	91866	1.36	
A	Invalid multiple responses	212	0.00	.	.	994	0.01	299	0.00	
1	Yes	3591671	55.18	3805815	57.15	3730793	55.29	3838632	56.90	
2	No	2848406	43.76	2824003	42.40	2934687	43.49	2814940	41.73	

H02016 - In last year: how much of a problem to get a referral to see a specialist										
Unweighted										
Value	Formatted Value	Count	Q1 Percent	Count	Q2 Percent	Count	Q3 Percent	Count	Q4 Percent	Count
.	Did not answer	565	4.08	676	4.84	542	3.85	729	5.71	
A	Invalid multiple responses	7	0.05	14	0.10	12	0.09	9	0.07	
C	Should be skipped	1378	9.94	1638	11.74	1471	10.44	1186	9.29	
N	Didn't need to see specialist past year	5195	37.48	4741	33.98	5029	35.68	4485	35.11	
1	A big problem	844	6.09	857	6.14	836	5.93	712	5.57	
2	A small problem	1304	9.41	1231	8.82	1252	8.88	1113	8.71	
3	Not a problem	4567	32.95	4797	34.38	4954	35.14	4539	35.54	
Weighted										
Value	Formatted Value	Count	Q1 Percent	Count	Q2 Percent	Count	Q3 Percent	Count	Q4 Percent	Count
.	Did not answer	347869	5.34	368829	5.54	321095	4.76	458497	6.80	
A	Invalid multiple responses	1269	0.02	5755	0.09	7015	0.10	4756	0.07	
C	Should be skipped	628496	9.66	780453	11.72	729070	10.80	623020	9.24	
N	Didn't need to see specialist past year	2219911	34.11	2043550	30.69	2205618	32.69	2191920	32.49	
1	A big problem	312244	4.80	359772	5.40	350797	5.20	348105	5.16	
2	A small problem	484841	7.45	555263	8.34	520914	7.72	540676	8.02	
3	Not a problem	2514255	38.63	2546060	38.23	2613533	38.73	2578763	38.23	

H02017 - In last year: did you see a specialist										
Unweighted										
Value	Formatted Value	Count	Q1 Percent	Count	Q2 Percent	Count	Q3 Percent	Count	Q4 Percent	Count
.	Did not answer	50	0.36	148	1.06	34	0.24	32	0.25	
1	Yes	7182	51.82	7123	51.05	7535	53.45	6999	54.80	
2	No	6628	47.82	6683	47.89	6527	46.30	5742	44.95	
Weighted										
Value	Formatted Value	Count	Q1 Percent	Count	Q2 Percent	Count	Q3 Percent	Count	Q4 Percent	Count
.	Did not answer	24496	0.38	83120	1.25	16087	0.24	19525	0.29	
1	Yes	3703472	56.90	3662840	55.00	3877259	57.46	3919511	58.10	
2	No	2780916	42.72	2913721	43.75	2854696	42.30	2806701	41.61	

H02018 - Rating of specialist seen in last year										
Unweighted										
Value	Formatted Value	Count	Q1 Percent	Count	Q2 Percent	Count	Q3 Percent	Count	Q4 Percent	Percent
.	Did not answer	539	3.89	567	4.06	534	3.79	610	4.78	
A	Invalid multiple responses	21	0.15	17	0.12	26	0.18	20	0.16	
C	Should be skipped	589	4.25	202	1.45	615	4.36	584	4.57	
N	Didn't see a specialist in past year	6173	44.54	6546	46.91	6047	42.90	5282	41.35	
0	0	73	0.53	61	0.44	44	0.31	53	0.41	
1	1	54	0.39	45	0.32	35	0.25	38	0.30	
2	2	81	0.58	65	0.47	85	0.60	67	0.52	
3	3	120	0.87	115	0.82	128	0.91	98	0.77	
4	4	148	1.07	120	0.86	115	0.82	129	1.01	
5	5	422	3.04	414	2.97	446	3.16	396	3.10	
6	6	349	2.52	368	2.64	384	2.72	307	2.40	
7	7	748	5.40	765	5.48	774	5.49	656	5.14	
8	8	1303	9.40	1353	9.70	1415	10.04	1246	9.75	
9	9	1266	9.13	1275	9.14	1358	9.63	1259	9.86	
10	10	1974	14.24	2041	14.63	2090	14.83	2028	15.88	
Weighted										
Value	Formatted Value	Count	Q1 Percent	Count	Q2 Percent	Count	Q3 Percent	Count	Q4 Percent	Percent
.	Did not answer	327217	5.03	319306	4.79	316902	4.70	377521	5.60	
A	Invalid multiple responses	14656	0.23	5947	0.09	13601	0.20	13660	0.20	
C	Should be skipped	263289	4.05	104000	1.56	288111	4.27	310680	4.61	
N	Didn't see a specialist in past year	2591863	39.82	2851136	42.81	2649753	39.27	2564324	38.01	
0	0	46322	0.71	22811	0.34	17817	0.26	22548	0.33	
1	1	21736	0.33	19356	0.29	14104	0.21	17193	0.25	
2	2	23441	0.36	25976	0.39	35659	0.53	23537	0.35	
3	3	57448	0.88	51474	0.77	51901	0.77	41914	0.62	
4	4	61808	0.95	50990	0.77	55054	0.82	65884	0.98	
5	5	175463	2.70	180754	2.71	220458	3.27	206346	3.06	
6	6	155300	2.39	164422	2.47	166947	2.47	152886	2.27	
7	7	343260	5.27	333297	5.00	379815	5.63	314866	4.67	
8	8	548323	8.42	669408	10.05	690028	10.23	656926	9.74	
9	9	639357	9.82	645360	9.69	668476	9.91	743623	11.02	
10	10	1239401	19.04	1215445	18.25	1179417	17.48	1233829	18.29	

H02019 - In last year: specialist saw was the same as personal doctor										
Unweighted										
Value	Formatted Value	Count	Q1 Percent	Count	Q2 Percent	Count	Q3 Percent	Count	Q4 Percent	Percent
.	Did not answer	472	3.41	522	3.74	453	3.21	537	4.20	
A	Invalid multiple responses	19	0.14	21	0.15	26	0.18	20	0.16	
C	Should be skipped	741	5.35	236	1.69	745	5.29	668	5.23	
N	Don't have a personal doctor	6187	44.64	6711	48.09	6066	43.03	5276	41.31	
1	Yes	980	7.07	912	6.54	1045	7.41	926	7.25	
2	No	5461	39.40	5552	39.79	5761	40.87	5346	41.85	
Weighted										
Value	Formatted Value	Count	Q1 Percent	Count	Q2 Percent	Count	Q3 Percent	Count	Q4 Percent	Percent
.	Did not answer	258715	3.97	295962	4.44	269832	4.00	334931	4.97	
A	Invalid multiple responses	12140	0.19	10838	0.16	14375	0.21	12691	0.19	
C	Should be skipped	320947	4.93	118660	1.78	354103	5.25	347529	5.15	
N	Don't have a personal doctor	2575269	39.57	2930154	44.00	2648088	39.24	2572264	38.13	
1	Yes	590959	9.08	521048	7.82	584425	8.66	567343	8.41	
2	No	2750855	42.26	2783019	41.79	2877218	42.64	2910980	43.15	

H02020 - In last year: called a doctor's office or clinic during regular office hours to get help or advice for yourself										
Unweighted										
Value	Formatted Value	Count	Q1 Percent	Count	Q2 Percent	Count	Q3 Percent	Count	Q4 Percent	Percent
.	Did not answer	163	1.18	210	1.50	173	1.23	127	0.99	
A	Invalid multiple responses	2	0.01	.	.	
1	Yes	7854	56.67	7913	56.71	8182	58.04	7589	59.41	
2	No	5843	42.16	5831	41.79	5739	40.71	5057	39.59	
Weighted										
Value	Formatted Value	Count	Q1 Percent	Count	Q2 Percent	Count	Q3 Percent	Count	Q4 Percent	Percent
.	Did not answer	94794	1.46	120379	1.81	104333	1.55	77173	1.14	
A	Invalid multiple responses	1546	0.02	.	.	
1	Yes	3711627	57.02	3819737	57.36	3939775	58.38	4042793	59.93	
2	No	2702463	41.52	2719566	40.84	2702388	40.05	2625770	38.92	

H02021 -										
In last year: when you called during regular office hours how often got help or advice you needed										
Unweighted										
Value	Formatted Value	Q1		Q2		Q3		Q4		
		Count	Percent	Count	Percent	Count	Percent	Count	Percent	
.	Did not answer	608	4.39	643	4.61	567	4.02	634	4.96	
A	Invalid multiple responses	8	0.06	7	0.05	14	0.10	4	0.03	
C	Should be skipped	909	6.56	1017	7.29	943	6.69	790	6.18	
N	Didn't call for help/advice in past year	4934	35.60	4814	34.50	4796	34.02	4267	33.41	
1	Never	320	2.31	303	2.17	309	2.19	288	2.25	
2	Sometimes	1432	10.33	1360	9.75	1464	10.39	1377	10.78	
3	Usually	2441	17.61	2383	17.08	2529	17.94	1794	14.05	
4	Always	3208	23.15	3427	24.56	3474	24.65	3619	28.33	
Weighted										
Value	Formatted Value	Q1		Q2		Q3		Q4		
		Count	Percent	Count	Percent	Count	Percent	Count	Percent	
.	Did not answer	341253	5.24	336599	5.05	312704	4.63	368051	5.46	
A	Invalid multiple responses	6074	0.09	3234	0.05	8548	0.13	2144	0.03	
C	Should be skipped	450425	6.92	533373	8.01	479478	7.11	423475	6.28	
N	Didn't call for help/advice in past year	2252038	34.60	2186193	32.83	2222910	32.94	2202295	32.65	
1	Never	126162	1.94	111683	1.68	117666	1.74	133100	1.97	
2	Sometimes	515286	7.92	504455	7.57	583720	8.65	619825	9.19	
3	Usually	1037937	15.95	1087388	16.33	1172517	17.38	877220	13.00	
4	Always	1779710	27.34	1896756	28.48	1850500	27.42	2119627	31.42	

H02022 -										
In last year: made any appointment for regular or routine health care										
Unweighted										
Value	Formatted Value	Q1		Q2		Q3		Q4		
		Count	Percent	Count	Percent	Count	Percent	Count	Percent	
.	Did not answer	124	0.89	147	1.05	138	0.98	115	0.90	
1	Yes	10904	78.67	11097	79.53	11303	80.19	10561	82.68	
2	No	2832	20.43	2710	19.42	2655	18.84	2097	16.42	
Weighted										
Value	Formatted Value	Q1		Q2		Q3		Q4		
		Count	Percent	Count	Percent	Count	Percent	Count	Percent	
.	Did not answer	69115	1.06	81653	1.23	82675	1.23	75125	1.11	
1	Yes	5169501	79.42	5311435	79.76	5402698	80.06	5574059	82.63	
2	No	1270269	19.52	1266594	19.02	1262669	18.71	1096553	16.26	

H02023 - In last year: how often made appointments for regular or routine health care as soon as you wanted										
Unweighted										
Value	Formatted Value	Count	Q1 Percent	Count	Q2 Percent	Count	Q3 Percent	Count	Q4 Percent	Count
.	Did not answer	762	5.50	739	5.30	701	4.97	806	6.31	
A	Invalid multiple responses	13	0.09	22	0.16	18	0.13	18	0.14	
C	Should be skipped	459	3.31	400	2.87	392	2.78	309	2.42	
N	Didn't need an appointment in past year	2435	17.57	2388	17.11	2343	16.62	1856	14.53	
1	Never	626	4.52	635	4.55	724	5.14	657	5.14	
2	Sometimes	2051	14.80	1916	13.73	2022	14.34	1934	15.14	
3	Usually	3972	28.66	3844	27.55	4060	28.80	3161	24.75	
4	Always	3542	25.56	4010	28.74	3836	27.21	4032	31.57	
Weighted										
Value	Formatted Value	Count	Q1 Percent	Count	Q2 Percent	Count	Q3 Percent	Count	Q4 Percent	Count
.	Did not answer	467667	7.19	414321	6.22	384896	5.70	491254	7.28	
A	Invalid multiple responses	20558	0.32	7690	0.12	12981	0.19	11491	0.17	
C	Should be skipped	188747	2.90	203615	3.06	198560	2.94	160848	2.38	
N	Didn't need an appointment in past year	1112101	17.09	1107859	16.64	1096824	16.25	977376	14.49	
1	Never	261507	4.02	244145	3.67	275129	4.08	285925	4.24	
2	Sometimes	744642	11.44	733569	11.02	809497	12.00	845194	12.53	
3	Usually	1808579	27.79	1743166	26.17	1882167	27.89	1580462	23.43	
4	Always	1905084	29.27	2205317	33.11	2087987	30.94	2393187	35.48	

2002 HEALTH CARE SURVEY OF DOD BENEFICIARIES – FINAL

H02024 - In last year: days between appointment for regular or routine care and actually seeing a provider										
Unweighted										
Value	Formatted Value	Count	Q1 Percent	Count	Q2 Percent	Count	Q3 Percent	Count	Q4 Percent	Count
.	Did not answer	801	5.78	808	5.79	768	5.45	843	6.60	
A	Invalid multiple responses	130	0.94	102	0.73	101	0.72	128	1.00	
C	Should be skipped	446	3.22	387	2.77	382	2.71	302	2.36	
N	Didn't need an appointment in past year	2467	17.80	2414	17.30	2360	16.74	1890	14.80	
1	Same day	1001	7.22	1024	7.34	960	6.81	914	7.16	
2	1 day	866	6.25	912	6.54	918	6.51	771	6.04	
3	2 to 3 days	1945	14.03	1969	14.11	1851	13.13	1788	14.00	
4	4 to 7 days	2271	16.39	2311	16.56	2311	16.39	2046	16.02	
5	8 to 14 days	2010	14.50	2022	14.49	2156	15.30	1804	14.12	
6	15 to 30 days	1376	9.93	1472	10.55	1647	11.68	1746	13.67	
7	31 days or longer	428	3.09	435	3.12	544	3.86	459	3.59	
8	Tried but could not get an appointment	119	0.86	98	0.70	98	0.70	82	0.64	
Weighted										
Value	Formatted Value	Count	Q1 Percent	Count	Q2 Percent	Count	Q3 Percent	Count	Q4 Percent	Count
.	Did not answer	487892	7.50	469641	7.05	427774	6.34	511925	7.59	
A	Invalid multiple responses	76000	1.17	45627	0.69	38263	0.57	67126	1.00	
C	Should be skipped	191179	2.94	194015	2.91	193379	2.87	159131	2.36	
N	Didn't need an appointment in past year	1167064	17.93	1127554	16.93	1127664	16.71	1004663	14.89	
1	Same day	517532	7.95	521475	7.83	527421	7.82	533450	7.91	
2	1 day	430483	6.61	481912	7.24	466755	6.92	414231	6.14	
3	2 to 3 days	842674	12.95	951486	14.29	928631	13.76	971336	14.40	
4	4 to 7 days	1005105	15.44	1059611	15.91	1085162	16.08	1071606	15.89	
5	8 to 14 days	885385	13.60	859794	12.91	895755	13.27	855687	12.68	
6	15 to 30 days	622976	9.57	667411	10.02	715083	10.60	816315	12.10	
7	31 days or longer	245600	3.77	243617	3.66	300337	4.45	297827	4.42	
8	Tried but could not get an appointment	36994	0.57	37538	0.56	41819	0.62	42441	0.63	

H02025 - In last year: illness/injury needed care right away										
Unweighted										
Value	Formatted Value	Q1		Q2		Q3		Q4		
		Count	Percent	Count	Percent	Count	Percent	Count	Percent	
.	Did not answer	126	0.91	145	1.04	131	0.93	123	0.96	
1	Yes	6614	47.72	6414	45.97	6661	47.25	5939	46.50	
2	No	7120	51.37	7395	53.00	7304	51.82	6711	52.54	
Weighted										
Value	Formatted Value	Q1		Q2		Q3		Q4		
		Count	Percent	Count	Percent	Count	Percent	Count	Percent	
.	Did not answer	73124	1.12	78347	1.18	75788	1.12	74932	1.11	
1	Yes	3072602	47.21	3066732	46.05	3187092	47.23	3166134	46.94	
2	No	3363158	51.67	3514603	52.77	3485163	51.65	3504671	51.95	

H02026 - In last year: when needed care right away for an illness or injury got care as soon as wanted										
Unweighted										
Value	Formatted Value	Q1		Q2		Q3		Q4		
		Count	Percent	Count	Percent	Count	Percent	Count	Percent	
.	Did not answer	584	4.21	450	3.22	544	3.86	573	4.49	
A	Invalid multiple responses	15	0.11	13	0.09	20	0.14	17	0.13	
C	Should be skipped	665	4.80	700	5.02	770	5.46	716	5.61	
N	Didn't need care right away in past year	6787	48.97	6971	49.96	6881	48.82	6335	49.60	
1	Never	366	2.64	376	2.69	385	2.73	337	2.64	
2	Sometimes	814	5.87	817	5.85	831	5.90	703	5.50	
3	Usually	1680	12.12	1588	11.38	1685	11.95	1416	11.09	
4	Always	2949	21.28	3039	21.78	2980	21.14	2676	20.95	
Weighted										
Value	Formatted Value	Q1		Q2		Q3		Q4		
		Count	Percent	Count	Percent	Count	Percent	Count	Percent	
.	Did not answer	315304	4.84	252309	3.79	294635	4.37	359496	5.33	
A	Invalid multiple responses	7012	0.11	8178	0.12	15010	0.22	7166	0.11	
C	Should be skipped	308426	4.74	393679	5.91	394234	5.84	388228	5.76	
N	Didn't need care right away in past year	3210855	49.33	3248788	48.78	3245783	48.10	3320436	49.22	
1	Never	142957	2.20	147891	2.22	163912	2.43	171347	2.54	
2	Sometimes	327564	5.03	299711	4.50	333436	4.94	317344	4.70	
3	Usually	671091	10.31	729025	10.95	785935	11.65	657794	9.75	
4	Always	1525676	23.44	1580100	23.73	1515098	22.45	1523926	22.59	

H02027 - In last year: wait between trying to get care and actually seeing a provider for an illness or injury										
Unweighted										
Value	Formatted Value	Count	Q1 Percent	Count	Q2 Percent	Count	Q3 Percent	Count	Q4 Percent	Count
.	Did not answer	535	3.86	465	3.33	518	3.67	584	4.57	
A	Invalid multiple responses	59	0.43	45	0.32	65	0.46	54	0.42	
C	Should be skipped	696	5.02	681	4.88	773	5.48	674	5.28	
N	Didn't need care right away in past year	6504	46.93	6777	48.57	6592	46.77	6110	47.84	
1	Same day	2665	19.23	2957	21.19	2624	18.62	2488	19.48	
2	1 day	1002	7.23	911	6.53	982	6.97	877	6.87	
3	2 days	577	4.16	569	4.08	612	4.34	482	3.77	
4	3 days	395	2.85	388	2.78	400	2.84	318	2.49	
5	4 to 7 days	720	5.19	616	4.41	736	5.22	562	4.40	
6	8 to 14 days	386	2.78	300	2.15	425	3.02	335	2.62	
7	15 days or longer	321	2.32	245	1.76	369	2.62	289	2.26	
Weighted										
Value	Formatted Value	Count	Q1 Percent	Count	Q2 Percent	Count	Q3 Percent	Count	Q4 Percent	Count
.	Did not answer	278237	4.27	260540	3.91	286079	4.24	363188	5.38	
A	Invalid multiple responses	39585	0.61	25363	0.38	27834	0.41	29966	0.44	
C	Should be skipped	319666	4.91	376759	5.66	397722	5.89	363570	5.39	
N	Didn't need care right away in past year	3112115	47.81	3177247	47.71	3116022	46.18	3185606	47.22	
1	Same day	1296696	19.92	1471864	22.10	1311752	19.44	1373589	20.36	
2	1 day	420895	6.47	393768	5.91	458643	6.80	457308	6.78	
3	2 days	237511	3.65	228712	3.43	280129	4.15	227596	3.37	
4	3 days	157218	2.42	180788	2.71	199910	2.96	155383	2.30	
5	4 to 7 days	347870	5.34	298812	4.49	322979	4.79	286154	4.24	
6	8 to 14 days	130070	2.00	132408	1.99	176762	2.62	159365	2.36	
7	15 days or longer	169022	2.60	113422	1.70	170211	2.52	144012	2.13	

H02028 - In last year: went to an emergency room for own care											
Unweighted											
Value	Formatted Value	Count	Q1 Percent	Count	Q2 Percent	Count	Q3 Percent	Count	Q4 Percent	Count	Percent
.	Did not answer	181	1.31	191	1.37	199	1.41	159	1.24		
A	Invalid multiple responses	14	0.10	10	0.07	14	0.10	16	0.13		
1	None	9903	71.45	10091	72.32	10173	72.17	9323	72.99		
2	1 visit	2437	17.58	2394	17.16	2391	16.96	2153	16.86		
3	2 to 3 visits	1130	8.15	1059	7.59	1134	8.04	934	7.31		
4	4 to 6 visits	158	1.14	168	1.20	142	1.01	145	1.14		
5	More than 6 visits	37	0.27	41	0.29	43	0.31	43	0.34		
Weighted											
Value	Formatted Value	Count	Q1 Percent	Count	Q2 Percent	Count	Q3 Percent	Count	Q4 Percent	Count	Percent
.	Did not answer	94923	1.46	101930	1.53	112674	1.67	83008	1.23		
A	Invalid multiple responses	5074	0.08	3399	0.05	7047	0.10	15959	0.24		
1	None	4714355	72.43	4831864	72.55	4924187	72.97	4958388	73.50		
2	1 visit	1103533	16.95	1149672	17.26	1106833	16.40	1114172	16.52		
3	2 to 3 visits	496686	7.63	474463	7.12	514226	7.62	470185	6.97		
4	4 to 6 visits	82750	1.27	85309	1.28	61940	0.92	80263	1.19		
5	More than 6 visits	11563	0.18	13044	0.20	21135	0.31	23761	0.35		

H02029 - In last year: went to a doctors office or clinic for yourself (not counting times went to an emergency room)										
Unweighted										
Value	Formatted Value	Q1		Q2		Q3		Q4		
		Count	Percent	Count	Percent	Count	Percent	Count	Percent	
.	Did not answer	169	1.22	97	0.70	196	1.39	175	1.37	
A	Invalid multiple responses	31	0.22	34	0.24	32	0.23	22	0.17	
1	None	2057	14.84	1941	13.91	2067	14.66	1644	12.87	
2	1 time	1483	10.70	1446	10.36	1551	11.00	1310	10.26	
3	2 times	2316	16.71	2249	16.12	2464	17.48	2215	17.34	
4	3 times	2201	15.88	2228	15.97	2294	16.27	2137	16.73	
5	4 times	1812	13.07	1910	13.69	1829	12.98	1736	13.59	
6	5 to 9 times	2557	18.45	2805	20.10	2513	17.83	2421	18.95	
7	10 or more times	1234	8.90	1244	8.92	1150	8.16	1113	8.71	
Weighted										
Value	Formatted Value	Q1		Q2		Q3		Q4		
		Count	Percent	Count	Percent	Count	Percent	Count	Percent	
.	Did not answer	101071	1.55	68329	1.03	119864	1.78	106268	1.58	
A	Invalid multiple responses	8362	0.13	14889	0.22	14880	0.22	11480	0.17	
1	None	942707	14.48	963774	14.47	978018	14.49	881092	13.06	
2	1 time	648484	9.96	631723	9.49	721887	10.70	691607	10.25	
3	2 times	1043903	16.04	1041981	15.65	1119310	16.59	1105210	16.38	
4	3 times	1017017	15.63	1007171	15.12	1056667	15.66	1094521	16.23	
5	4 times	871745	13.39	923072	13.86	919120	13.62	946937	14.04	
6	5 to 9 times	1242423	19.09	1385177	20.80	1225616	18.16	1320336	19.57	
7	10 or more times	633174	9.73	623566	9.36	592680	8.78	588287	8.72	

H02030 - In last year: problem to get necessary care										
Unweighted										
Value	Formatted Value	Count	Q1 Percent	Count	Q2 Percent	Count	Q3 Percent	Count	Q4 Percent	Percent
.	Did not answer	294	2.12	200	1.43	243	1.72	265	2.07	
A	Invalid multiple responses	9	0.06	21	0.15	7	0.05	2	0.02	
C	Should be skipped	453	3.27	312	2.24	859	6.09	727	5.69	
N	I had no visits in the last 12 months	1360	9.81	1400	10.03	1227	8.70	933	7.30	
1	A big problem	708	5.11	717	5.14	690	4.90	636	4.98	
2	A small problem	2438	17.59	2176	15.59	2250	15.96	1982	15.52	
3	Not a problem	8598	62.03	9128	65.41	8820	62.57	8228	64.42	
Weighted										
Value	Formatted Value	Count	Q1 Percent	Count	Q2 Percent	Count	Q3 Percent	Count	Q4 Percent	Percent
.	Did not answer	174074	2.67	114939	1.73	150967	2.24	166564	2.47	
A	Invalid multiple responses	2338	0.04	20158	0.30	2320	0.03	3045	0.05	
C	Should be skipped	235035	3.61	158248	2.38	424669	6.29	400935	5.94	
N	I had no visits in the last 12 months	582164	8.94	653586	9.81	562605	8.34	488477	7.24	
1	A big problem	252994	3.89	290240	4.36	284853	4.22	298496	4.42	
2	A small problem	905628	13.91	878273	13.19	919218	13.62	907461	13.45	
3	Not a problem	4356652	66.93	4544238	68.24	4403410	65.25	4480759	66.42	

H02031 - In last year: problem with delays in healthcare while waiting for approval from health plan										
Unweighted										
Value	Formatted Value	Count	Q1 Percent	Count	Q2 Percent	Count	Q3 Percent	Count	Q4 Percent	Count
.	Did not answer	370	2.67	307	2.20	314	2.23	316	2.47	
A	Invalid multiple responses	7	0.05	7	0.05	6	0.04	5	0.04	
C	Should be skipped	452	3.26	303	2.17	841	5.97	717	5.61	
N	I had no visits in the last 12 months	1458	10.52	1504	10.78	1339	9.50	1026	8.03	
1	A big problem	584	4.21	563	4.03	567	4.02	485	3.80	
2	A small problem	1556	11.23	1448	10.38	1484	10.53	1195	9.36	
3	Not a problem	9433	68.06	9822	70.39	9545	67.71	9029	70.69	
Weighted										
Value	Formatted Value	Count	Q1 Percent	Count	Q2 Percent	Count	Q3 Percent	Count	Q4 Percent	Count
.	Did not answer	200458	3.08	163232	2.45	205653	3.05	196977	2.92	
A	Invalid multiple responses	2596	0.04	2109	0.03	2283	0.03	1149	0.02	
C	Should be skipped	228656	3.51	154795	2.32	416821	6.18	393968	5.84	
N	I had no visits in the last 12 months	632046	9.71	716304	10.76	624966	9.26	541112	8.02	
1	A big problem	197661	3.04	238402	3.58	254661	3.77	226906	3.36	
2	A small problem	594374	9.13	621363	9.33	622970	9.23	563818	8.36	
3	Not a problem	4653093	71.49	4763477	71.53	4620689	68.47	4821807	71.48	

H02032 - In last year: wait more than 15 minutes past appointment time to see a doctor										
Unweighted										
Value	Formatted Value	Count	Q1 Percent	Count	Q2 Percent	Count	Q3 Percent	Count	Q4 Percent	Count
.	Did not answer	273	1.97	218	1.56	231	1.64	260	2.04	
A	Invalid multiple responses	15	0.11	20	0.14	16	0.11	12	0.09	
C	Should be skipped	448	3.23	301	2.16	830	5.89	713	5.58	
N	I had no visits in the last 12 months	1359	9.81	1403	10.05	1259	8.93	950	7.44	
1	Never	2564	18.50	2697	19.33	2536	17.99	2403	18.81	
2	Sometimes	5390	38.89	5453	39.08	5414	38.41	4898	38.35	
3	Usually	2204	15.90	2225	15.95	2206	15.65	2052	16.07	
4	Always	1607	11.59	1637	11.73	1604	11.38	1485	11.63	
Weighted										
Value	Formatted Value	Count	Q1 Percent	Count	Q2 Percent	Count	Q3 Percent	Count	Q4 Percent	Count
.	Did not answer	167250	2.57	120445	1.81	145422	2.16	168354	2.50	
A	Invalid multiple responses	9244	0.14	7064	0.11	9540	0.14	6629	0.10	
C	Should be skipped	227068	3.49	155815	2.34	411358	6.10	394760	5.85	
N	I had no visits in the last 12 months	587301	9.02	659652	9.91	592946	8.79	494341	7.33	
1	Never	1129890	17.36	1182951	17.76	1134235	16.81	1203266	17.84	
2	Sometimes	2564187	39.40	2571514	38.61	2606755	38.63	2568265	38.07	
3	Usually	1060997	16.30	1113518	16.72	1059569	15.70	1059809	15.71	
4	Always	762948	11.72	848722	12.74	788218	11.68	850313	12.61	

H02033 - In last year: how often office staff at a doctor's office or clinic treat you with courtesy and respect										
Unweighted										
Value	Formatted Value	Count	Q1 Percent	Count	Q2 Percent	Count	Q3 Percent	Count	Q4 Percent	Count
.	Did not answer	266	1.92	204	1.46	227	1.61	249	1.95	
A	Invalid multiple responses	6	0.04	13	0.09	14	0.10	8	0.06	
C	Should be skipped	449	3.24	300	2.15	832	5.90	709	5.55	
N	I had no visits in the last 12 months	1334	9.62	1390	9.96	1254	8.90	946	7.41	
1	Never	92	0.66	111	0.80	92	0.65	63	0.49	
2	Sometimes	849	6.13	728	5.22	754	5.35	664	5.20	
3	Usually	3140	22.66	3112	22.30	3170	22.49	2712	21.23	
4	Always	7724	55.73	8096	58.02	7753	55.00	7422	58.11	
Weighted										
Value	Formatted Value	Count	Q1 Percent	Count	Q2 Percent	Count	Q3 Percent	Count	Q4 Percent	Count
.	Did not answer	160388	2.46	113038	1.70	144014	2.13	163576	2.42	
A	Invalid multiple responses	2609	0.04	10146	0.15	5138	0.08	4142	0.06	
C	Should be skipped	227125	3.49	153745	2.31	412981	6.12	393640	5.84	
N	I had no visits in the last 12 months	579691	8.91	649998	9.76	579572	8.59	490775	7.28	
1	Never	38281	0.59	46100	0.69	43739	0.65	29267	0.43	
2	Sometimes	305917	4.70	302820	4.55	314543	4.66	301489	4.47	
3	Usually	1214683	18.66	1286153	19.31	1365957	20.24	1313508	19.47	
4	Always	3980190	61.15	4097683	61.53	3882099	57.53	4049341	60.03	

H02034 - In last year: how often office staff at a doctor's office or clinic as helpful as expected										
Unweighted										
Value	Formatted Value	Count	Q1 Percent	Count	Q2 Percent	Count	Q3 Percent	Count	Q4 Percent	Count
.	Did not answer	263	1.90	197	1.41	226	1.60	251	1.97	
A	Invalid multiple responses	4	0.03	13	0.09	10	0.07	4	0.03	
C	Should be skipped	443	3.20	297	2.13	818	5.80	707	5.54	
N	I had no visits in the last 12 months	1336	9.64	1391	9.97	1269	9.00	946	7.41	
1	Never	179	1.29	161	1.15	177	1.26	155	1.21	
2	Sometimes	1456	10.51	1388	9.95	1421	10.08	1208	9.46	
3	Usually	4577	33.02	4535	32.50	4528	32.12	3997	31.29	
4	Always	5602	40.42	5972	42.80	5647	40.06	5505	43.10	
Weighted										
Value	Formatted Value	Count	Q1 Percent	Count	Q2 Percent	Count	Q3 Percent	Count	Q4 Percent	Count
.	Did not answer	183337	2.82	111005	1.67	144444	2.14	164775	2.44	
A	Invalid multiple responses	3015	0.05	5513	0.08	4461	0.07	3202	0.05	
C	Should be skipped	224375	3.45	152623	2.29	406242	6.02	393472	5.83	
N	I had no visits in the last 12 months	579053	8.90	649937	9.76	586643	8.69	490329	7.27	
1	Never	62502	0.96	60698	0.91	76897	1.14	72533	1.08	
2	Sometimes	506224	7.78	547126	8.22	561680	8.32	570753	8.46	
3	Usually	1977651	30.38	2018231	30.31	2083799	30.88	1976448	29.30	
4	Always	2972727	45.67	3114549	46.77	2883876	42.74	3074226	45.57	

H02035 - In last year: how often doctors or other health providers listen carefully to you										
Unweighted										
Value	Formatted Value	Count	Q1 Percent	Count	Q2 Percent	Count	Q3 Percent	Count	Q4 Percent	Count
.	Did not answer	258	1.86	203	1.45	222	1.57	186	1.46	
A	Invalid multiple responses	11	0.08	12	0.09	9	0.06	16	0.13	
C	Should be skipped	441	3.18	296	2.12	818	5.80	713	5.58	
N	I had no visits in the last 12 months	1339	9.66	1392	9.98	1270	9.01	947	7.41	
1	Never	145	1.05	133	0.95	143	1.01	111	0.87	
2	Sometimes	1376	9.93	1342	9.62	1336	9.48	1117	8.75	
3	Usually	4207	30.35	4149	29.73	4286	30.41	3740	29.28	
4	Always	6083	43.89	6427	46.06	6012	42.65	5943	46.53	
Weighted										
Value	Formatted Value	Count	Q1 Percent	Count	Q2 Percent	Count	Q3 Percent	Count	Q4 Percent	Count
.	Did not answer	182908	2.81	111777	1.68	141617	2.10	124677	1.85	
A	Invalid multiple responses	2779	0.04	3676	0.06	2833	0.04	11275	0.17	
C	Should be skipped	224547	3.45	151511	2.28	405643	6.01	397885	5.90	
N	I had no visits in the last 12 months	582472	8.95	650903	9.77	588889	8.73	491047	7.28	
1	Never	46336	0.71	47575	0.71	62325	0.92	47697	0.71	
2	Sometimes	499402	7.67	567427	8.52	537971	7.97	530057	7.86	
3	Usually	1905338	29.27	1868686	28.06	1971381	29.21	1847279	27.38	
4	Always	3065103	47.09	3258127	48.92	3037383	45.01	3295820	48.86	

H02036 - In last year: how often doctors or other health providers explain things in way you could understand										
Unweighted										
Value	Formatted Value	Count	Q1 Percent	Count	Q2 Percent	Count	Q3 Percent	Count	Q4 Percent	Count
.	Did not answer	262	1.89	199	1.43	225	1.60	182	1.42	
A	Invalid multiple responses	13	0.09	11	0.08	12	0.09	9	0.07	
C	Should be skipped	441	3.18	295	2.11	813	5.77	713	5.58	
N	I had no visits in the last 12 months	1339	9.66	1393	9.98	1275	9.05	946	7.41	
1	Never	113	0.82	90	0.64	83	0.59	82	0.64	
2	Sometimes	825	5.95	879	6.30	876	6.21	765	5.99	
3	Usually	3972	28.66	3854	27.62	3958	28.08	3625	28.38	
4	Always	6895	49.75	7233	51.83	6854	48.62	6451	50.50	
Weighted										
Value	Formatted Value	Count	Q1 Percent	Count	Q2 Percent	Count	Q3 Percent	Count	Q4 Percent	Count
.	Did not answer	184911	2.84	111652	1.68	143761	2.13	121391	1.80	
A	Invalid multiple responses	5544	0.09	4914	0.07	5985	0.09	5656	0.08	
C	Should be skipped	224547	3.45	149636	2.25	404871	6.00	398058	5.90	
N	I had no visits in the last 12 months	581453	8.93	649727	9.76	589662	8.74	491215	7.28	
1	Never	43035	0.66	34967	0.53	42255	0.63	42730	0.63	
2	Sometimes	314425	4.83	389279	5.85	381901	5.66	360838	5.35	
3	Usually	1829518	28.11	1834070	27.54	1849642	27.41	1882743	27.91	
4	Always	3325452	51.09	3485437	52.34	3329966	49.35	3443106	51.04	

H02037 - In last year: how often doctors or other health providers show respect for what you had to say										
Unweighted										
Value	Formatted Value	Q1		Q2		Q3		Q4		
		Count	Percent	Count	Percent	Count	Percent	Count	Percent	
.	Did not answer	263	1.90	192	1.38	222	1.57	188	1.47	
A	Invalid multiple responses	14	0.10	11	0.08	9	0.06	13	0.10	
C	Should be skipped	441	3.18	294	2.11	815	5.78	711	5.57	
N	I had no visits in the last 12 months	1335	9.63	1397	10.01	1272	9.02	947	7.41	
1	Never	148	1.07	136	0.97	140	0.99	107	0.84	
2	Sometimes	1134	8.18	1124	8.06	1132	8.03	996	7.80	
3	Usually	3964	28.60	3926	28.14	4009	28.44	3583	28.05	
4	Always	6561	47.34	6874	49.26	6497	46.09	6228	48.76	
Weighted										
Value	Formatted Value	Q1		Q2		Q3		Q4		
		Count	Percent	Count	Percent	Count	Percent	Count	Percent	
.	Did not answer	182893	2.81	107446	1.61	142771	2.12	122403	1.81	
A	Invalid multiple responses	4942	0.08	5825	0.09	2889	0.04	3633	0.05	
C	Should be skipped	224169	3.44	149268	2.24	405045	6.00	396002	5.87	
N	I had no visits in the last 12 months	580688	8.92	651872	9.79	587323	8.70	491890	7.29	
1	Never	48700	0.75	51380	0.77	55945	0.83	50047	0.74	
2	Sometimes	415486	6.38	461889	6.94	448612	6.65	479559	7.11	
3	Usually	1807787	27.77	1818883	27.31	1874167	27.77	1788103	26.51	
4	Always	3244219	49.84	3413118	51.25	3231289	47.88	3414099	50.61	

H02038 - In last year: how often doctors or other health providers spend enough time with you										
Unweighted										
Value	Formatted Value	Count	Q1 Percent	Count	Q2 Percent	Count	Q3 Percent	Count	Q4 Percent	Count
.	Did not answer	198	1.43	198	1.42	163	1.16	196	1.53	
A	Invalid multiple responses	14	0.10	6	0.04	12	0.09	7	0.05	
C	Should be skipped	443	3.20	294	2.11	828	5.87	710	5.56	
N	I had no visits in the last 12 months	1352	9.75	1394	9.99	1271	9.02	946	7.41	
1	Never	314	2.27	342	2.45	317	2.25	292	2.29	
2	Sometimes	1637	11.81	1657	11.87	1697	12.04	1490	11.67	
3	Usually	4756	34.31	4562	32.69	4827	34.24	4082	31.96	
4	Always	5146	37.13	5501	39.42	4981	35.34	5050	39.54	
Weighted										
Value	Formatted Value	Count	Q1 Percent	Count	Q2 Percent	Count	Q3 Percent	Count	Q4 Percent	Count
.	Did not answer	140841	2.16	112265	1.69	101418	1.50	122529	1.82	
A	Invalid multiple responses	6158	0.09	2285	0.03	4843	0.07	2740	0.04	
C	Should be skipped	227019	3.49	149268	2.24	412892	6.12	395819	5.87	
N	I had no visits in the last 12 months	582774	8.95	649938	9.76	589273	8.73	491553	7.29	
1	Never	130298	2.00	136255	2.05	139609	2.07	144671	2.14	
2	Sometimes	674788	10.37	716394	10.76	714716	10.59	713804	10.58	
3	Usually	2167315	33.30	2146735	32.23	2300734	34.09	2118433	31.40	
4	Always	2579692	39.63	2746543	41.24	2484556	36.82	2756188	40.86	

H02039 - Rating of all healthcare in last year										
Unweighted										
Value	Formatted Value	Count	Q1 Percent	Count	Q2 Percent	Count	Q3 Percent	Count	Q4 Percent	Count
.	Did not answer	213	1.54	197	1.41	222	1.57	225	1.76	
A	Invalid multiple responses	46	0.33	37	0.27	50	0.35	28	0.22	
C	Should be skipped	435	3.14	308	2.21	805	5.71	703	5.50	
N	I had no visits in the last 12 months	1274	9.19	1302	9.33	1277	9.06	951	7.45	
0	0	81	0.58	88	0.63	80	0.57	59	0.46	
1	1	57	0.41	88	0.63	80	0.57	71	0.56	
2	2	194	1.40	177	1.27	142	1.01	114	0.89	
3	3	290	2.09	279	2.00	261	1.85	232	1.82	
4	4	393	2.84	341	2.44	369	2.62	324	2.54	
5	5	951	6.86	911	6.53	873	6.19	714	5.59	
6	6	826	5.96	831	5.96	869	6.16	728	5.70	
7	7	1805	13.02	1679	12.03	1718	12.19	1530	11.98	
8	8	2819	20.34	2692	19.29	2699	19.15	2466	19.31	
9	9	2274	16.41	2362	16.93	2312	16.40	2222	17.40	
10	10	2202	15.89	2662	19.08	2339	16.59	2406	18.84	
Weighted										
Value	Formatted Value	Count	Q1 Percent	Count	Q2 Percent	Count	Q3 Percent	Count	Q4 Percent	Count
.	Did not answer	146295	2.25	105586	1.59	134668	2.00	138894	2.06	
A	Invalid multiple responses	31278	0.48	23132	0.35	28189	0.42	14666	0.22	
C	Should be skipped	224102	3.44	158402	2.38	403918	5.99	391405	5.80	
N	I had no visits in the last 12 months	554301	8.52	601886	9.04	586380	8.69	494841	7.34	
0	0	24580	0.38	38654	0.58	44399	0.66	25214	0.37	
1	1	19289	0.30	34716	0.52	30465	0.45	36344	0.54	
2	2	70412	1.08	64867	0.97	62571	0.93	49252	0.73	
3	3	109265	1.68	109389	1.64	95178	1.41	108047	1.60	
4	4	138962	2.13	139203	2.09	154114	2.28	139796	2.07	
5	5	367122	5.64	391894	5.88	365106	5.41	372340	5.52	
6	6	344422	5.29	336703	5.06	386289	5.72	345732	5.13	
7	7	705569	10.84	714320	10.73	747306	11.07	692423	10.26	
8	8	1282063	19.70	1222026	18.35	1217555	18.04	1241835	18.41	
9	9	1177082	18.08	1161691	17.44	1132740	16.79	1206136	17.88	
10	10	1314145	20.19	1557214	23.38	1359163	20.14	1488811	22.07	

H02040 -										
In last year: prescriptions that were written by a civilian provider but were filled at a military pharmacy										
Unweighted										
Value	Formatted Value	Q1		Q2		Q3		Q4		
		Count	Percent	Count	Percent	Count	Percent	Count	Percent	
.	Did not answer	112	0.81	13954	100.00	312	2.21	66	0.52	
A	Invalid multiple responses	16	0.12	.	.	15	0.11	15	0.12	
N	Valid skip	2078	14.74	.	.	
1	None	9511	68.62	.	.	7895	56.01	8614	67.44	
2	1 to 5	2719	19.62	.	.	2434	17.27	2477	19.39	
3	6 to 10	685	4.94	.	.	631	4.48	736	5.76	
4	11 to 15	326	2.35	.	.	287	2.04	305	2.39	
5	More than 15	491	3.54	.	.	444	3.15	560	4.38	
Weighted										
Value	Formatted Value	Q1		Q2		Q3		Q4		
		Count	Percent	Count	Percent	Count	Percent	Count	Percent	
.	Did not answer	66891	1.03	6659682	100.00	174814	2.59	30304	0.45	
A	Invalid multiple responses	4988	0.08	.	.	8570	0.13	6806	0.10	
N	Valid skip	930414	13.79	.	.	
1	None	4327199	66.48	.	.	3875706	57.43	4696226	69.62	
2	1 to 5	1149020	17.65	.	.	992351	14.71	1083319	16.06	
3	6 to 10	376144	5.78	.	.	333166	4.94	392639	5.82	
4	11 to 15	225867	3.47	.	.	165174	2.45	173342	2.57	
5	More than 15	358777	5.51	.	.	267849	3.97	363101	5.38	

H02041 - In last year: facility used most for health care										
Unweighted										
Value	Formatted Value	Count	Q1 Percent	Count	Q2 Percent	Count	Q3 Percent	Count	Q4 Percent	Percent
.	Did not answer	99	0.71	219	1.57	150	1.06	70	0.55	
A	Invalid multiple responses	63	0.45	90	0.64	57	0.40	51	0.40	
1	A military facility	8566	61.80	8171	58.56	8135	57.71	6975	54.61	
2	A civilian facility	3843	27.73	4563	32.70	4534	32.17	4464	34.95	
3	Uniformed Services Fam Health Plan facil	73	0.53	64	0.46	86	0.61	66	0.52	
4	Veterans Affairs (VA) clinic or hospital	288	2.08	345	2.47	358	2.54	335	2.62	
5	Went to none of listed types of facility	928	6.70	502	3.60	776	5.51	812	6.36	
Weighted										
Value	Formatted Value	Count	Q1 Percent	Count	Q2 Percent	Count	Q3 Percent	Count	Q4 Percent	Percent
.	Did not answer	48205	0.74	123581	1.86	77656	1.15	35544	0.53	
A	Invalid multiple responses	56671	0.87	43270	0.65	29663	0.44	30795	0.46	
1	A military facility	2577050	39.59	2617143	39.30	2647606	39.24	2550660	37.81	
2	A civilian facility	2986920	45.89	3236616	48.60	3190742	47.28	3301018	48.93	
3	Uniformed Services Fam Health Plan facil	53275	0.82	57740	0.87	80281	1.19	60877	0.90	
4	Veterans Affairs (VA) clinic or hospital	260766	4.01	268498	4.03	281648	4.17	268523	3.98	
5	Went to none of listed types of facility	525999	8.08	312833	4.70	440447	6.53	498320	7.39	

H02042 - Most important reason to use MTF										
Unweighted										
Value	Formatted Value	Count	Q1 Percent	Count	Q2 Percent	Count	Q3 Percent	Count	Q4 Percent	Count
.	Missing/Unknown	1868	13.48	13954	100.00	1183	8.39	1089	8.53	
A	Invalid multiple responses	147	1.06	.	.	140	0.99	135	1.06	
1	Cost to you	4477	32.30	.	.	3990	28.31	3619	28.33	
2	Convenience of location	1481	10.69	.	.	2329	16.52	2148	16.82	
3	Quality of healthcare	1074	7.75	.	.	1739	12.34	1587	12.42	
4	Convenience of telephone access	18	0.13	.	.	27	0.19	25	0.20	
5	Timeliness of appointments	97	0.70	.	.	262	1.86	232	1.82	
6	Military courtesy	388	2.80	.	.	300	2.13	275	2.15	
7	Relationship with personal physician	292	2.11	.	.	687	4.87	676	5.29	
8	Co-location of services in MTF	205	1.48	.	.	197	1.40	172	1.35	
9	Lack of paperwork/claims	302	2.18	.	.	306	2.17	261	2.04	
10	I'm active duty and entitled to MTF care	3511	25.33	.	.	2936	20.83	2554	20.00	
Weighted										
Value	Formatted Value	Count	Q1 Percent	Count	Q2 Percent	Count	Q3 Percent	Count	Q4 Percent	Count
.	Missing/Unknown	1692019	26.00	6659682	100.00	846505	12.54	824019	12.22	
A	Invalid multiple responses	87889	1.35	.	.	70853	1.05	70010	1.04	
1	Cost to you	2026566	31.14	.	.	1721757	25.51	1645561	24.39	
2	Convenience of location	576838	8.86	.	.	1463706	21.69	1491934	22.12	
3	Quality of healthcare	484688	7.45	.	.	763011	11.31	804110	11.92	
4	Convenience of telephone access	10699	0.16	.	.	17406	0.26	13756	0.20	
5	Timeliness of appointments	28975	0.45	.	.	122093	1.81	120779	1.79	
6	Military courtesy	145500	2.24	.	.	121312	1.80	133035	1.97	
7	Relationship with personal physician	136821	2.10	.	.	391111	5.80	389657	5.78	
8	Co-location of services in MTF	76862	1.18	.	.	74091	1.10	85284	1.26	
9	Lack of paperwork/claims	112740	1.73	.	.	115544	1.71	114173	1.69	
10	I'm active duty and entitled to MTF care	1129288	17.35	.	.	1040654	15.42	1053417	15.62	

H02043 - In last year: sent in any claims to your health plan										
Unweighted										
Value	Formatted Value	Count	Q1 Percent	Count	Q2 Percent	Count	Q3 Percent	Count	Q4 Percent	Percent
.	Did not answer	191	1.38
A	Invalid multiple responses	16	0.12
D	Don't Know	1406	10.14	1492	10.69	1410	10.00	1124	8.80	
1	Yes	6269	45.23	11948	85.62	12092	85.78	10983	85.99	
2	No	5978	43.13	514	3.68	594	4.21	666	5.21	

Weighted										
Value	Formatted Value	Count	Q1 Percent	Count	Q2 Percent	Count	Q3 Percent	Count	Q4 Percent	Percent
.	Did not answer	101822	1.56
A	Invalid multiple responses	5332	0.08
D	Don't Know	546918	8.40	572422	8.60	552004	8.18	488597	7.24	
1	Yes	3537367	54.35	5869420	88.13	5939679	88.02	5933096	87.95	
2	No	2317446	35.60	217840	3.27	256359	3.80	324044	4.80	

H02044 - In last year: health plan handled claims in a reasonable time										
Unweighted										
Value	Formatted Value	Q1		Q2		Q3		Q4		
		Count	Percent	Count	Percent	Count	Percent	Count	Percent	
.	Did not answer	220	1.59	5287	37.89	4943	35.07	4534	35.50	
A	Invalid multiple responses	24	0.17	15	0.11	24	0.17	25	0.20	
C	Should be skipped	897	6.47	614	4.40	707	5.02	799	6.26	
D	Don't Know	883	6.37	955	6.84	906	6.43	886	6.94	
N	No claims were sent for me in past year	6765	48.81	1443	10.34	1351	9.58	1052	8.24	
1	Never	347	2.50	349	2.50	296	2.10	260	2.04	
2	Sometimes	767	5.53	735	5.27	740	5.25	593	4.64	
3	Usually	1996	14.40	2305	16.52	2546	18.06	2237	17.51	
4	Always	1961	14.15	2251	16.13	2583	18.32	2387	18.69	
Weighted										
Value	Formatted Value	Q1		Q2		Q3		Q4		
		Count	Percent	Count	Percent	Count	Percent	Count	Percent	
.	Did not answer	176733	2.72	2194605	32.95	2090061	30.97	2147746	31.84	
A	Invalid multiple responses	15365	0.24	7586	0.11	15537	0.23	13909	0.21	
C	Should be skipped	362037	5.56	254068	3.82	299483	4.44	395080	5.86	
D	Don't Know	380356	5.84	491035	7.37	456974	6.77	491525	7.29	
N	No claims were sent for me in past year	2647545	40.68	557840	8.38	543635	8.06	451461	6.69	
1	Never	153579	2.36	163878	2.46	130849	1.94	115604	1.71	
2	Sometimes	334934	5.15	378278	5.68	370471	5.49	303502	4.50	
3	Usually	1291181	19.84	1241773	18.65	1440406	21.35	1387474	20.57	
4	Always	1147153	17.62	1370620	20.58	1400626	20.76	1439436	21.34	

H02045 - In last year: how often health plan handled claims correctly										
Unweighted										
Value	Formatted Value	Q1		Q2		Q3		Q4		
		Count	Percent	Count	Percent	Count	Percent	Count	Percent	
.	Did not answer	236	1.70	5284	37.87	4950	35.12	4546	35.59	
A	Invalid multiple responses	14	0.10	9	0.06	31	0.22	12	0.09	
C	Should be skipped	857	6.18	595	4.26	680	4.82	769	6.02	
D	Don't Know	875	6.31	1077	7.72	1002	7.11	913	7.15	
N	No claims were sent for me in past year	6808	49.12	1473	10.56	1382	9.80	1099	8.60	
1	Never	232	1.67	215	1.54	188	1.33	176	1.38	
2	Sometimes	638	4.60	668	4.79	662	4.70	514	4.02	
3	Usually	1985	14.32	2139	15.33	2340	16.60	2090	16.36	
4	Always	2215	15.98	2494	17.87	2861	20.30	2654	20.78	
Weighted										
Value	Formatted Value	Q1		Q2		Q3		Q4		
		Count	Percent	Count	Percent	Count	Percent	Count	Percent	
.	Did not answer	181667	2.79	2201374	33.06	2099458	31.11	2152283	31.91	
A	Invalid multiple responses	10975	0.17	7165	0.11	17375	0.26	6349	0.09	
C	Should be skipped	345467	5.31	245648	3.69	290218	4.30	380095	5.63	
D	Don't Know	437115	6.72	543504	8.16	520442	7.71	473054	7.01	
N	No claims were sent for me in past year	2667208	40.98	579446	8.70	553847	8.21	479782	7.11	
1	Never	96509	1.48	95958	1.44	77880	1.15	75047	1.11	
2	Sometimes	276121	4.24	344921	5.18	309412	4.59	245041	3.63	
3	Usually	1140334	17.52	1179985	17.72	1334818	19.78	1318231	19.54	
4	Always	1353488	20.79	1461682	21.95	1544592	22.89	1615855	23.95	

H02046 - In last year: before went for care know amount to pay										
Unweighted										
Value	Formatted Value	Q1		Q2		Q3		Q4		
		Count	Percent	Count	Percent	Count	Percent	Count	Percent	
.	Did not answer	277	2.00	5306	38.02	4957	35.17	4560	35.70	
A	Invalid multiple responses	13	0.09	20	0.14	22	0.16	9	0.07	
C	Should be skipped	847	6.11	598	4.29	703	4.99	767	6.00	
D	Don't Know	623	4.49	788	5.65	787	5.58	670	5.25	
N	No claims were sent for me in past year	6880	49.64	1553	11.13	1459	10.35	1156	9.05	
1	Never	1803	13.01	1906	13.66	2114	15.00	2065	16.17	
2	Sometimes	506	3.65	583	4.18	607	4.31	516	4.04	
3	Usually	1138	8.21	1112	7.97	1281	9.09	1040	8.14	
4	Always	1773	12.79	2088	14.96	2166	15.37	1990	15.58	
Weighted										
Value	Formatted Value	Q1		Q2		Q3		Q4		
		Count	Percent	Count	Percent	Count	Percent	Count	Percent	
.	Did not answer	205672	3.16	2221822	33.36	2106317	31.21	2160146	32.02	
A	Invalid multiple responses	5752	0.09	7465	0.11	13977	0.21	4776	0.07	
C	Should be skipped	350247	5.38	245715	3.69	291784	4.32	378736	5.61	
D	Don't Know	310945	4.78	425050	6.38	439316	6.51	394141	5.84	
N	No claims were sent for me in past year	2688613	41.31	629845	9.46	603033	8.94	508735	7.54	
1	Never	1037149	15.93	1098914	16.50	1162883	17.23	1253489	18.58	
2	Sometimes	287310	4.41	279036	4.19	313359	4.64	272295	4.04	
3	Usually	625125	9.60	604780	9.08	680185	10.08	614868	9.11	
4	Always	998072	15.33	1147054	17.22	1137188	16.85	1158551	17.17	

H02047 -										
In last year: look for any information in written materials from health plan										
Unweighted										
Value	Formatted Value	Count	Q1 Percent	Count	Q2 Percent	Count	Q3 Percent	Count	Q4 Percent	Count
.	Did not answer	219	1.58	147	1.05	287	2.04	146	1.14	
1	Yes	4720	34.05	4572	32.76	4964	35.22	4823	37.76	
2	No	8921	64.37	9235	66.18	8845	62.75	7804	61.10	
Weighted										
Value	Formatted Value	Count	Q1 Percent	Count	Q2 Percent	Count	Q3 Percent	Count	Q4 Percent	Count
.	Did not answer	126670	1.95	84945	1.28	138200	2.05	70222	1.04	
1	Yes	2559695	39.33	2413793	36.24	2559953	37.94	2764196	40.98	
2	No	3822520	58.73	4160944	62.48	4049890	60.02	3911319	57.98	

H02048 -										
In last year: problem to find or understand information in the written materials										
Unweighted										
Value	Formatted Value	Count	Q1 Percent	Count	Q2 Percent	Count	Q3 Percent	Count	Q4 Percent	Count
.	Did not answer	439	3.17	347	2.49	431	3.06	412	3.23	
A	Invalid multiple responses	7	0.05	7	0.05	1	0.01	4	0.03	
C	Should be skipped	726	5.24	715	5.12	807	5.73	770	6.03	
N	Didn't look for information in past year	8195	59.13	8520	61.06	8038	57.02	7034	55.07	
1	A big problem	563	4.06	602	4.31	571	4.05	584	4.57	
2	A small problem	1595	11.51	1465	10.50	1605	11.39	1524	11.93	
3	Not a problem	2335	16.85	2298	16.47	2643	18.75	2445	19.14	
Weighted										
Value	Formatted Value	Count	Q1 Percent	Count	Q2 Percent	Count	Q3 Percent	Count	Q4 Percent	Count
.	Did not answer	292385	4.49	203994	3.06	228280	3.38	256929	3.81	
A	Invalid multiple responses	5287	0.08	5583	0.08	121	0.00	1446	0.02	
C	Should be skipped	351286	5.40	350110	5.26	426473	6.32	432877	6.42	
N	Didn't look for information in past year	3471234	53.33	3810834	57.22	3623417	53.70	3478441	51.57	
1	A big problem	287353	4.41	307311	4.61	269881	4.00	331770	4.92	
2	A small problem	844041	12.97	719144	10.80	801174	11.87	800660	11.87	
3	Not a problem	1257299	19.32	1262706	18.96	1398697	20.73	1443614	21.40	

H02049 - In last year: called health plan's customer service to get information or help										
Unweighted										
Value	Formatted Value	Q1		Q2		Q3		Q4		
		Count	Percent	Count	Percent	Count	Percent	Count	Percent	
.	Did not answer	181	1.31	106	0.76	161	1.14	160	1.25	
A	Invalid multiple responses	2	0.01	1	0.01	
1	Yes	5390	38.89	5536	39.67	5588	39.64	4993	39.09	
2	No	8289	59.81	8312	59.57	8345	59.20	7619	59.65	
Weighted										
Value	Formatted Value	Q1		Q2		Q3		Q4		
		Count	Percent	Count	Percent	Count	Percent	Count	Percent	
.	Did not answer	96950	1.49	59598	0.89	90728	1.34	86130	1.28	
A	Invalid multiple responses	795	0.01	1763	0.03	
1	Yes	2516817	38.67	2700593	40.55	2714913	40.23	2638961	39.12	
2	No	3895117	59.84	3899491	58.55	3941607	58.41	4018883	59.58	

H02050 - In last year: problem to get the help you needed when called health plan's customer service										
Unweighted										
Value	Formatted Value	Q1		Q2		Q3		Q4		
		Count	Percent	Count	Percent	Count	Percent	Count	Percent	
.	Did not answer	345	2.49	247	1.77	280	1.99	364	2.85	
A	Invalid multiple responses	5	0.04	12	0.09	13	0.09	2	0.02	
C	Should be skipped	953	6.88	1392	9.98	1032	7.32	1095	8.57	
N	Didn't call customr service in past year	7336	52.93	6920	49.59	7313	51.88	6524	51.08	
1	A big problem	1002	7.23	898	6.44	911	6.46	775	6.07	
2	A small problem	1497	10.80	1488	10.66	1511	10.72	1385	10.84	
3	Not a problem	2722	19.64	2997	21.48	3036	21.54	2628	20.57	
Weighted										
Value	Formatted Value	Q1		Q2		Q3		Q4		
		Count	Percent	Count	Percent	Count	Percent	Count	Percent	
.	Did not answer	189569	2.91	140069	2.10	157871	2.34	196564	2.91	
A	Invalid multiple responses	3820	0.06	5771	0.09	4955	0.07	2231	0.03	
C	Should be skipped	557787	8.57	705195	10.59	567497	8.41	611538	9.07	
N	Didn't call customr service in past year	3337330	51.27	3194295	47.96	3374110	50.00	3407345	50.51	
1	A big problem	403219	6.19	415825	6.24	410604	6.08	382442	5.67	
2	A small problem	615497	9.46	661581	9.93	706462	10.47	701548	10.40	
3	Not a problem	1401663	21.53	1536945	23.08	1526543	22.62	1444069	21.41	

H02051 - Called or written health plan with a complaint or problem										
Unweighted										
Value	Formatted Value	Count	Q1 Percent	Count	Q2 Percent	Count	Q3 Percent	Count	Q4 Percent	Count
.	Did not answer	171	1.23	116	0.83	155	1.10	153	1.20	
1	Yes	2524	18.21	2353	16.86	2361	16.75	2185	17.11	
2	No	11165	80.56	11485	82.31	11580	82.15	10435	81.70	
Weighted										
Value	Formatted Value	Count	Q1 Percent	Count	Q2 Percent	Count	Q3 Percent	Count	Q4 Percent	Count
.	Did not answer	99392	1.53	51584	0.77	79289	1.17	76922	1.14	
1	Yes	1169245	17.96	1204565	18.09	1215913	18.02	1167987	17.31	
2	No	5240247	80.51	5403532	81.14	5452840	80.81	5500829	81.55	

H02052 - How long for health plan to resolve complaint										
Unweighted										
Value	Formatted Value	Count	Q1 Percent	Count	Q2 Percent	Count	Q3 Percent	Count	Q4 Percent	Count
.	Did not answer	370	2.67	217	1.56	229	1.62	265	2.07	
A	Invalid multiple responses	19	0.14	12	0.09	15	0.11	25	0.20	
C	Should be skipped	1191	8.59	1266	9.07	1184	8.40	1171	9.17	
N	Haven't reported a complaint or problem	10065	72.62	10261	73.53	10448	74.12	9339	73.12	
1	Same day	474	3.42	480	3.44	516	3.66	496	3.88	
2	1 week	240	1.73	235	1.68	246	1.75	238	1.86	
3	2 weeks	190	1.37	157	1.13	179	1.27	173	1.35	
4	3 weeks	127	0.92	140	1.00	130	0.92	114	0.89	
5	4 or more weeks	499	3.60	484	3.47	463	3.28	400	3.13	
6	Still waiting for it to be settled	685	4.94	702	5.03	686	4.87	552	4.32	
Weighted										
Value	Formatted Value	Count	Q1 Percent	Count	Q2 Percent	Count	Q3 Percent	Count	Q4 Percent	Count
.	Did not answer	197715	3.04	109351	1.64	121340	1.80	134263	1.99	
A	Invalid multiple responses	11396	0.18	9291	0.14	9770	0.14	12081	0.18	
C	Should be skipped	653434	10.04	615541	9.24	590608	8.75	642436	9.52	
N	Haven't reported a complaint or problem	4646042	71.38	4813535	72.28	4894866	72.54	4898635	72.62	
1	Same day	229961	3.53	261936	3.93	289387	4.29	292838	4.34	
2	1 week	91328	1.40	101558	1.52	117357	1.74	123017	1.82	
3	2 weeks	82696	1.27	90985	1.37	91736	1.36	102099	1.51	
4	3 weeks	61441	0.94	74465	1.12	77018	1.14	61792	0.92	
5	4 or more weeks	241542	3.71	227659	3.42	227203	3.37	190804	2.83	
6	Still waiting for it to be settled	293329	4.51	355362	5.34	328758	4.87	287772	4.27	

H02053 - Complaint or problem settled to satisfaction										
Unweighted										
Value	Formatted Value	Count	Q1 Percent	Count	Q2 Percent	Count	Q3 Percent	Count	Q4 Percent	Percent
.	Did not answer	263	1.90	171	1.23	208	1.48	247	1.93	
A	Invalid multiple responses	74	0.53	50	0.36	54	0.38	51	0.40	
C	Should be skipped	1390	10.03	1239	8.88	1162	8.24	1137	8.90	
N	Haven't reported a complaint or problem	9786	70.61	10259	73.52	10428	73.98	9316	72.94	
1	Yes	1301	9.39	1220	8.74	1253	8.89	1157	9.06	
2	No	461	3.33	425	3.05	438	3.11	411	3.22	
3	Still waiting for it to be settled	585	4.22	590	4.23	553	3.92	454	3.55	
Weighted										
Value	Formatted Value	Count	Q1 Percent	Count	Q2 Percent	Count	Q3 Percent	Count	Q4 Percent	Percent
.	Did not answer	155721	2.39	87340	1.31	109215	1.62	124738	1.85	
A	Invalid multiple responses	46654	0.72	25160	0.38	25366	0.38	26413	0.39	
C	Should be skipped	714918	10.98	601168	9.03	581218	8.61	620549	9.20	
N	Haven't reported a complaint or problem	4529628	69.59	4810890	72.24	4875351	72.25	4890706	72.50	
1	Yes	587283	9.02	625576	9.39	684528	10.14	645111	9.56	
2	No	221191	3.40	196174	2.95	202439	3.00	199299	2.95	
3	Still waiting for it to be settled	253490	3.89	313374	4.71	269926	4.00	238922	3.54	

H02054 - In last year: have any experiences with paperwork for your health plan										
Unweighted										
Value	Formatted Value	Count	Q1 Percent	Count	Q2 Percent	Count	Q3 Percent	Count	Q4 Percent	Percent
.	Did not answer	220	1.59	208	1.49	168	1.19	155	1.21	
1	Yes	4350	31.39	4262	30.54	4445	31.53	3978	31.14	
2	No	9290	67.03	9484	67.97	9483	67.27	8640	67.64	
Weighted										
Value	Formatted Value	Count	Q1 Percent	Count	Q2 Percent	Count	Q3 Percent	Count	Q4 Percent	Percent
.	Did not answer	123222	1.89	103826	1.56	79552	1.18	83806	1.24	
1	Yes	1974754	30.34	2055012	30.86	2102483	31.16	2024360	30.01	
2	No	4410908	67.77	4500843	67.58	4566007	67.66	4637572	68.75	

H02055 - In last year: how much problems with paperwork for your health plan										
Unweighted										
Value	Formatted Value	Count	Q1 Percent	Count	Q2 Percent	Count	Q3 Percent	Count	Q4 Percent	Count
.	Did not answer	306	2.21	297	2.13	249	1.77	270	2.11	
A	Invalid multiple responses	10	0.07	5	0.04	8	0.06	13	0.10	
C	Should be skipped	1010	7.29	1020	7.31	1022	7.25	1033	8.09	
N	Didn't have any experiences with paperwork	8280	59.74	8464	60.66	8461	60.02	7607	59.56	
1	A big problem	776	5.60	707	5.07	679	4.82	587	4.60	
2	A small problem	1341	9.68	1367	9.80	1407	9.98	1245	9.75	
3	Not a problem	2137	15.42	2094	15.01	2270	16.10	2018	15.80	
Weighted										
Value	Formatted Value	Count	Q1 Percent	Count	Q2 Percent	Count	Q3 Percent	Count	Q4 Percent	Count
.	Did not answer	150769	2.32	159904	2.40	124483	1.84	146850	2.18	
A	Invalid multiple responses	2306	0.04	4163	0.06	5392	0.08	6975	0.10	
C	Should be skipped	533966	8.20	523938	7.87	518566	7.68	566122	8.39	
N	Didn't have any experiences with paperwork	3876942	59.56	3976905	59.72	4047441	59.98	4071450	60.36	
1	A big problem	332119	5.10	329557	4.95	290684	4.31	278621	4.13	
2	A small problem	626071	9.62	649744	9.76	676092	10.02	621866	9.22	
3	Not a problem	986711	15.16	1015470	15.25	1085384	16.08	1053853	15.62	

H02056 - Rating of all experience with health plan										
Unweighted										
Value	Formatted Value	Count	Q1 Percent	Count	Q2 Percent	Count	Q3 Percent	Count	Q4 Percent	Count
.	Did not answer	646	4.66	284	2.04	419	2.97	380	2.98	
A	Invalid multiple responses	26	0.19	35	0.25	38	0.27	22	0.17	
0	0	216	1.56	207	1.48	169	1.20	154	1.21	
1	1	147	1.06	154	1.10	121	0.86	115	0.90	
2	2	290	2.09	283	2.03	249	1.77	172	1.35	
3	3	408	2.94	429	3.07	372	2.64	339	2.65	
4	4	525	3.79	509	3.65	421	2.99	401	3.14	
5	5	1588	11.46	1547	11.09	1489	10.56	1323	10.36	
6	6	1093	7.89	1165	8.35	1177	8.35	965	7.55	
7	7	2118	15.28	2028	14.53	2175	15.43	1823	14.27	
8	8	2707	19.53	2805	20.10	2987	21.19	2592	20.29	
9	9	2146	15.48	2155	15.44	2231	15.83	2147	16.81	
10	10	1950	14.07	2353	16.86	2248	15.95	2340	18.32	
Weighted										
Value	Formatted Value	Count	Q1 Percent	Count	Q2 Percent	Count	Q3 Percent	Count	Q4 Percent	Count
.	Did not answer	350308	5.38	141221	2.12	210272	3.12	223233	3.31	
A	Invalid multiple responses	10348	0.16	20126	0.30	20173	0.30	18518	0.27	
0	0	102199	1.57	97503	1.46	94324	1.40	75192	1.11	
1	1	59553	0.91	70757	1.06	45617	0.68	53608	0.79	
2	2	101576	1.56	119224	1.79	101222	1.50	72159	1.07	
3	3	183468	2.82	189757	2.85	185236	2.75	169729	2.52	
4	4	182830	2.81	201786	3.03	186786	2.77	192507	2.85	
5	5	682818	10.49	678519	10.19	645852	9.57	676162	10.02	
6	6	481148	7.39	490566	7.37	522169	7.74	451252	6.69	
7	7	847261	13.02	894644	13.43	951606	14.10	841450	12.47	
8	8	1195029	18.36	1247830	18.74	1366951	20.26	1352689	20.05	
9	9	1085566	16.68	1079110	16.20	1146411	16.99	1181124	17.51	
10	10	1226782	18.85	1428638	21.45	1271425	18.84	1438115	21.32	

H02057 - In next year: likely to disenroll in TRICARE Prime										
Unweighted										
Value	Formatted Value	Q1		Q2		Q3		Q4		
		Count	Percent	Count	Percent	Count	Percent	Count	Percent	
.	Did not answer	808	5.83	745	5.34	804	5.70	797	6.24	
A	Invalid multiple responses	34	0.25	32	0.23	32	0.23	28	0.22	
D	Not sure	1135	8.19	1157	8.29	1101	7.81	917	7.18	
N	Not currently enrolled in TRICARE Prime	2998	21.63	3889	27.87	3427	24.31	3588	28.09	
1	Very unlikely	5750	41.49	5127	36.74	5704	40.47	4850	37.97	
2	Unlikely	2013	14.52	1916	13.73	1965	13.94	1672	13.09	
3	Neither likely nor unlikely	549	3.96	525	3.76	512	3.63	418	3.27	
4	Likely	262	1.89	237	1.70	238	1.69	228	1.79	
5	Very likely	311	2.24	326	2.34	313	2.22	275	2.15	
Weighted										
Value	Formatted Value	Q1		Q2		Q3		Q4		
		Count	Percent	Count	Percent	Count	Percent	Count	Percent	
.	Did not answer	608980	9.36	481861	7.24	557232	8.26	553953	8.21	
A	Invalid multiple responses	14476	0.22	16306	0.24	18433	0.27	17859	0.26	
D	Not sure	451114	6.93	467231	7.02	535777	7.94	448352	6.65	
N	Not currently enrolled in TRICARE Prime	2586936	39.74	2868650	43.07	2353364	34.87	2696133	39.97	
1	Very unlikely	1812710	27.85	1732451	26.01	2140122	31.71	1941041	28.77	
2	Unlikely	646011	9.93	680131	10.21	733956	10.88	676723	10.03	
3	Neither likely nor unlikely	216201	3.32	196877	2.96	201544	2.99	190498	2.82	
4	Likely	75133	1.15	90105	1.35	89813	1.33	103081	1.53	
5	Very likely	97323	1.50	126070	1.89	117801	1.75	118098	1.75	

H02058 - Not sick/pregnant: last medical or physical exam or checkup										
Unweighted										
Value	Formatted Value	Count	Q1 Percent	Count	Q2 Percent	Count	Q3 Percent	Count	Q4 Percent	Count
.	Did not answer	147	1.06	189	1.35	158	1.12	111	0.87	
A	Invalid multiple responses	40	0.29	20	0.14	17	0.12	18	0.14	
1	Never had a general physical or checkup	376	2.71	376	2.69	425	3.02	361	2.83	
2	5 or more years ago	1107	7.99	1011	7.25	1086	7.70	868	6.80	
3	More than 2 but less than 5 years ago	1688	12.18	1636	11.72	1683	11.94	1480	11.59	
4	1 to 2 years ago	3112	22.45	3116	22.33	3146	22.32	2739	21.44	
5	Less than 12 months ago	7390	53.32	7606	54.51	7581	53.78	7196	56.34	
Weighted										
Value	Formatted Value	Count	Q1 Percent	Count	Q2 Percent	Count	Q3 Percent	Count	Q4 Percent	Count
.	Did not answer	86044	1.32	96239	1.45	82854	1.23	67972	1.01	
A	Invalid multiple responses	15258	0.23	10529	0.16	8336	0.12	7348	0.11	
1	Never had a general physical or checkup	156210	2.40	155974	2.34	179796	2.66	159540	2.37	
2	5 or more years ago	485137	7.45	487641	7.32	503168	7.46	423852	6.28	
3	More than 2 but less than 5 years ago	770293	11.83	748034	11.23	777089	11.52	780083	11.56	
4	1 to 2 years ago	1303124	20.02	1476851	22.18	1487817	22.05	1429525	21.19	
5	Less than 12 months ago	3692820	56.74	3684414	55.32	3708984	54.96	3877417	57.48	

H02059 - Blood pressure: when last reading										
Unweighted										
Value	Formatted Value	Q1		Q2		Q3		Q4		
		Count	Percent	Count	Percent	Count	Percent	Count	Percent	
.	Did not answer	69	0.50	144	1.03	123	0.87	86	0.67	
A	Invalid multiple responses	9	0.06	9	0.06	6	0.04	6	0.05	
1	More than 2 years ago	396	2.86	365	2.62	415	2.94	358	2.80	
2	1 to 2 years ago	1004	7.24	935	6.70	980	6.95	803	6.29	
3	Less than 12 months ago	12382	89.34	12501	89.59	12572	89.19	11520	90.19	

Weighted										
Value	Formatted Value	Q1		Q2		Q3		Q4		
		Count	Percent	Count	Percent	Count	Percent	Count	Percent	
.	Did not answer	41482	0.64	73635	1.11	60380	0.89	54417	0.81	
A	Invalid multiple responses	2348	0.04	4351	0.07	1741	0.03	2022	0.03	
1	More than 2 years ago	216177	3.32	187965	2.82	217782	3.23	190362	2.82	
2	1 to 2 years ago	430808	6.62	403477	6.06	428071	6.34	415644	6.16	
3	Less than 12 months ago	5818069	89.39	5990254	89.95	6040068	89.51	6083291	90.18	

H02060 - Blood pressure: know if blood pressure is too high or not										
Unweighted										
Value	Formatted Value	Q1		Q2		Q3		Q4		
		Count	Percent	Count	Percent	Count	Percent	Count	Percent	
.	Did not answer	77	0.56	174	1.25	137	0.97	106	0.83	
A	Invalid multiple responses	6	0.04	7	0.05	15	0.11	16	0.13	
1	Yes	2157	15.56	2313	16.58	2213	15.70	2100	16.44	
2	No	10614	76.58	10481	75.11	10703	75.93	9704	75.97	
3	Don't Know	1006	7.26	979	7.02	1028	7.29	847	6.63	

Weighted										
Value	Formatted Value	Q1		Q2		Q3		Q4		
		Count	Percent	Count	Percent	Count	Percent	Count	Percent	
.	Did not answer	42296	0.65	85104	1.28	73183	1.08	67637	1.00	
A	Invalid multiple responses	1811	0.03	2633	0.04	13243	0.20	8379	0.12	
1	Yes	1270287	19.52	1287379	19.33	1242914	18.42	1235637	18.32	
2	No	4741523	72.85	4826722	72.48	4946097	73.30	4995314	74.05	
3	Don't Know	452968	6.96	457844	6.87	472605	7.00	438771	6.50	

H02061 - When did you last have a cholesterol screening										
Unweighted										
Value	Formatted Value	Q1		Q2		Q3		Q4		
		Count	Percent	Count	Percent	Count	Percent	Count	Percent	
.	Did not answer	95	0.69	186	1.33	148	1.05	111	0.87	
A	Invalid multiple responses	8	0.06	9	0.06	9	0.06	14	0.11	
1	Never had a cholesterol screening	2324	16.77	2080	14.91	2136	15.15	1764	13.81	
2	5 or more years ago	759	5.48	732	5.25	769	5.46	643	5.03	
3	More than 2 but less than 5 years ago	1665	12.01	1530	10.96	1449	10.28	1243	9.73	
4	1 to 2 years ago	2430	17.53	2396	17.17	2491	17.67	2273	17.80	
5	Less than 12 months ago	6579	47.47	7021	50.32	7094	50.33	6725	52.65	
Weighted										
Value	Formatted Value	Q1		Q2		Q3		Q4		
		Count	Percent	Count	Percent	Count	Percent	Count	Percent	
.	Did not answer	60443	0.93	91904	1.38	75600	1.12	70556	1.05	
A	Invalid multiple responses	9069	0.14	4113	0.06	3354	0.05	9023	0.13	
1	Never had a cholesterol screening	874575	13.44	859568	12.91	918479	13.61	847147	12.56	
2	5 or more years ago	313009	4.81	330963	4.97	356312	5.28	313262	4.64	
3	More than 2 but less than 5 years ago	667457	10.25	652450	9.80	614540	9.11	588447	8.72	
4	1 to 2 years ago	1040595	15.99	1088588	16.35	1119864	16.60	1140586	16.91	
5	Less than 12 months ago	3543736	54.44	3632096	54.54	3659893	54.24	3776715	55.99	

H02062 - When did you last have a flu shot										
Unweighted										
Value	Formatted Value	Count	Q1 Percent	Count	Q2 Percent	Count	Q3 Percent	Count	Q4 Percent	Count
.	Did not answer	72	0.52	146	1.05	111	0.79	138	1.08	
A	Invalid multiple responses	8	0.06	4	0.03	14	0.10	8	0.06	
1	Never had a flu shot	2823	20.37	2732	19.58	2732	19.38	2449	19.17	
2	More than 2 years ago	2141	15.45	2241	16.06	2410	17.10	2113	16.54	
3	1 to 2 years ago	1677	12.10	1593	11.42	1841	13.06	2479	19.41	
4	Less than 12 months ago	7139	51.51	7238	51.87	6988	49.57	5586	43.73	
Weighted										
Value	Formatted Value	Count	Q1 Percent	Count	Q2 Percent	Count	Q3 Percent	Count	Q4 Percent	Count
.	Did not answer	41109	0.63	67044	1.01	56176	0.83	69141	1.02	
A	Invalid multiple responses	3483	0.05	1392	0.02	6169	0.09	3525	0.05	
1	Never had a flu shot	1143253	17.56	1203185	18.07	1160436	17.20	1140211	16.90	
2	More than 2 years ago	975445	14.99	1108947	16.65	1160050	17.19	1113694	16.51	
3	1 to 2 years ago	774178	11.89	779183	11.70	884899	13.11	1333657	19.77	
4	Less than 12 months ago	3571417	54.87	3499931	52.55	3480311	51.58	3085508	45.74	

H02063 - Smoked at least 100 cigarettes in life										
Unweighted										
Value	Formatted Value	Count	Q1 Percent	Count	Q2 Percent	Count	Q3 Percent	Count	Q4 Percent	Count
.	Did not answer	67	0.48	150	1.07	110	0.78	134	1.05	
A	Invalid multiple responses	6	0.04	5	0.04	2	0.01	2	0.02	
D	Don't know	140	1.01	173	1.24	147	1.04	120	0.94	
1	Yes	6065	43.76	6218	44.56	6276	44.52	5835	45.68	
2	No	7582	54.70	7408	53.09	7561	53.64	6682	52.31	
Weighted										
Value	Formatted Value	Count	Q1 Percent	Count	Q2 Percent	Count	Q3 Percent	Count	Q4 Percent	Count
.	Did not answer	42360	0.65	62715	0.94	62174	0.92	68951	1.02	
A	Invalid multiple responses	3140	0.05	1886	0.03	1464	0.02	1268	0.02	
D	Don't know	75631	1.16	69176	1.04	72319	1.07	66861	0.99	
1	Yes	3296199	50.64	3219687	48.35	3281941	48.64	3302409	48.96	
2	No	3091555	47.50	3306218	49.65	3330144	49.35	3306248	49.01	

H02064 - Smoke everyday somedays or not at all										
Unweighted										
Value	Formatted Value	Count	Q1 Percent	Count	Q2 Percent	Count	Q3 Percent	Count	Q4 Percent	Count
.	Did not answer	192	1.39	275	1.97	220	1.56	348	2.72	
A	Invalid multiple responses	2	0.01	3	0.02	2	0.01	2	0.02	
C	Should be skipped	828	5.97	825	5.91	985	6.99	890	6.97	
D	Don't know	8	0.06	3	0.02	9	0.06	7	0.05	
N	Valid skip	6894	49.74	6756	48.42	6723	47.69	5912	46.29	
2	Not at all	3633	26.21	3798	27.22	3745	26.57	3579	28.02	
3	Some days	617	4.45	615	4.41	683	4.85	476	3.73	
4	Every day	1686	12.16	1679	12.03	1729	12.27	1559	12.21	
Weighted										
Value	Formatted Value	Count	Q1 Percent	Count	Q2 Percent	Count	Q3 Percent	Count	Q4 Percent	Count
.	Did not answer	111388	1.71	118949	1.79	126412	1.87	200295	2.97	
A	Invalid multiple responses	6481	0.10	1334	0.02	929	0.01	774	0.01	
C	Should be skipped	459393	7.06	434033	6.52	499357	7.40	479757	7.11	
D	Don't know	5098	0.08	1745	0.03	4450	0.07	2611	0.04	
N	Valid skip	2707793	41.60	2941361	44.17	2903107	43.02	2893352	42.89	
2	Not at all	2121316	32.59	2041213	30.65	2039588	30.22	2101576	31.15	
3	Some days	253618	3.90	301142	4.52	309706	4.59	234143	3.47	
4	Every day	843798	12.96	819904	12.31	864494	12.81	833229	12.35	

H02065 - How long since you quit smoking										
Unweighted										
Value	Formatted Value	Count	Q1 Percent	Count	Q2 Percent	Count	Q3 Percent	Count	Q4 Percent	Count
.	Did not answer	275	1.98	352	2.52	308	2.19	438	3.43	
A	Invalid multiple responses	2	0.01	6	0.04	2	0.01	1	0.01	
C	Should be skipped	419	3.02	442	3.17	515	3.65	431	3.37	
D	Don't know	98	0.71	96	0.69	97	0.69	86	0.67	
N	Valid skip	9607	69.31	9433	67.60	9605	68.14	8406	65.81	
2	12 months or more	3122	22.53	3310	23.72	3271	23.21	3125	24.47	
3	Less than 12 months	337	2.43	315	2.26	298	2.11	286	2.24	
Weighted										
Value	Formatted Value	Count	Q1 Percent	Count	Q2 Percent	Count	Q3 Percent	Count	Q4 Percent	Count
.	Did not answer	154047	2.37	165724	2.49	181251	2.69	247599	3.67	
A	Invalid multiple responses	640	0.01	1436	0.02	1367	0.02	149	0.00	
C	Should be skipped	196241	3.01	243468	3.66	242307	3.59	233536	3.46	
D	Don't know	75581	1.16	49690	0.75	50742	0.75	56934	0.84	
N	Valid skip	4070081	62.53	4252972	63.86	4334357	64.23	4206945	62.36	
2	12 months or more	1875116	28.81	1822969	27.37	1817588	26.94	1849322	27.41	
3	Less than 12 months	137177	2.11	123423	1.85	120430	1.78	151252	2.24	

H02066 -										
Last year: number of visits advised to quit smoking										
Unweighted										
Value	Formatted Value	Count	Q1 Percent	Count	Q2 Percent	Count	Q3 Percent	Count	Q4 Percent	Count
.	Did not answer	338	2.44	414	2.97	413	2.93	517	4.05	
A	Invalid multiple responses	4	0.03	2	0.01	1	0.01	.	.	
C	Should be skipped	1120	8.08	1380	9.89	1221	8.66	1026	8.03	
N	Valid skip	9819	70.84	9606	68.84	9851	69.89	8983	70.33	
1	None	938	6.77	898	6.44	988	7.01	818	6.40	
2	1 visit	568	4.10	535	3.83	522	3.70	463	3.62	
3	2 to 4 visits	732	5.28	781	5.60	742	5.26	658	5.15	
4	5 to 9 visits	204	1.47	198	1.42	197	1.40	177	1.39	
5	10 or more visits	137	0.99	140	1.00	161	1.14	131	1.03	
Weighted										
Value	Formatted Value	Count	Q1 Percent	Count	Q2 Percent	Count	Q3 Percent	Count	Q4 Percent	Count
.	Did not answer	172582	2.65	201723	3.03	225862	3.35	292408	4.33	
A	Invalid multiple responses	2264	0.03	1982	0.03	91	0.00	.	.	
C	Should be skipped	683677	10.50	787118	11.82	682039	10.11	624560	9.26	
N	Valid skip	4433893	68.12	4460594	66.98	4587930	67.99	4652932	68.98	
1	None	458750	7.05	446741	6.71	484467	7.18	437342	6.48	
2	1 visit	307072	4.72	248608	3.73	259731	3.85	239197	3.55	
3	2 to 4 visits	304402	4.68	356193	5.35	344486	5.10	335686	4.98	
4	5 to 9 visits	81160	1.25	85139	1.28	88394	1.31	88951	1.32	
5	10 or more visits	65084	1.00	71582	1.07	75044	1.11	74662	1.11	

H02067 - Are you male or female										
Unweighted										
Value	Formatted Value	Count	Q1 Percent	Count	Q2 Percent	Count	Q3 Percent	Count	Q4 Percent	Count
.	Did not answer	74	0.53	130	0.93	196	1.39	141	1.10	
A	Invalid multiple responses	2	0.01	4	0.03	4	0.03	3	0.02	
1	Male	6715	48.45	6766	48.49	6808	48.30	6191	48.47	
2	Female	7069	51.00	7054	50.55	7088	50.28	6438	50.40	
Weighted										
Value	Formatted Value	Count	Q1 Percent	Count	Q2 Percent	Count	Q3 Percent	Count	Q4 Percent	Count
.	Did not answer	57395	0.88	65770	0.99	98729	1.46	74800	1.11	
A	Invalid multiple responses	740	0.01	2558	0.04	2300	0.03	2800	0.04	
1	Male	3309700	50.85	3390391	50.91	3401528	50.41	3406797	50.50	
2	Female	3141049	48.26	3200962	48.06	3245485	48.10	3261340	48.35	

H02068 - Last prostate disease exam or blood test										
Unweighted										
Value	Formatted Value	Count	Q1 Percent	Count	Q2 Percent	Count	Q3 Percent	Count	Q4 Percent	Percent
.	Did not answer	51	0.37	85	0.61	55	0.39	74	0.58	
A	Invalid multiple responses	8	0.06	9	0.06	8	0.06	7	0.05	
C	Should be skipped	454	3.28	385	2.76	446	3.16	409	3.20	
N	Valid skip	6656	48.02	6739	48.29	6810	48.31	6110	47.84	
1	Never had a prostate gland examination	1992	14.37	1947	13.95	1940	13.76	1646	12.89	
2	5 or more years ago	490	3.54	446	3.20	465	3.30	428	3.35	
3	More than 2 but less than 5 years ago	834	6.02	773	5.54	761	5.40	668	5.23	
4	1 to 2 years ago	1022	7.37	1017	7.29	1046	7.42	1014	7.94	
5	Within the last 12 months	2353	16.98	2553	18.30	2565	18.20	2417	18.92	
Weighted										
Value	Formatted Value	Count	Q1 Percent	Count	Q2 Percent	Count	Q3 Percent	Count	Q4 Percent	Percent
.	Did not answer	47571	0.73	35123	0.53	37254	0.55	42746	0.63	
A	Invalid multiple responses	4931	0.08	3140	0.05	4351	0.06	14309	0.21	
C	Should be skipped	198717	3.05	178095	2.67	194905	2.89	201542	2.99	
N	Valid skip	2962833	45.52	3060835	45.96	3132875	46.43	3101662	45.98	
1	Never had a prostate gland examination	758573	11.65	798092	11.98	824460	12.22	796473	11.81	
2	5 or more years ago	234001	3.60	221774	3.33	198906	2.95	217959	3.23	
3	More than 2 but less than 5 years ago	309722	4.76	365025	5.48	346573	5.14	321946	4.77	
4	1 to 2 years ago	506028	7.77	503519	7.56	552185	8.18	557206	8.26	
5	Within the last 12 months	1486508	22.84	1494079	22.43	1456534	21.58	1491894	22.12	

H02069 - Last have a Pap smear test										
Unweighted										
Value	Formatted Value	Count	Q1 Percent	Count	Q2 Percent	Count	Q3 Percent	Count	Q4 Percent	Percent
.	Did not answer	73	0.53	106	0.76	121	0.86	115	0.90	
A	Invalid multiple responses	6	0.04	8	0.06	4	0.03	3	0.02	
C	Should be skipped	294	2.12	236	1.69	249	1.77	170	1.33	
N	Valid skip	6456	46.58	6594	47.26	6591	46.76	6084	47.63	
1	Never had a Pap smear test	113	0.82	119	0.85	134	0.95	92	0.72	
2	5 or more years ago	288	2.08	369	2.64	382	2.71	287	2.25	
3	More than 3 but less than 5 years ago	243	1.75	256	1.83	253	1.79	233	1.82	
4	1 to 3 years ago	1624	11.72	1618	11.60	1604	11.38	1563	12.24	
5	Within the last 12 months	4763	34.37	4648	33.31	4758	33.75	4226	33.09	
Weighted										
Value	Formatted Value	Count	Q1 Percent	Count	Q2 Percent	Count	Q3 Percent	Count	Q4 Percent	Percent
.	Did not answer	45879	0.70	59914	0.90	57044	0.85	57948	0.86	
A	Invalid multiple responses	7376	0.11	3026	0.05	2801	0.04	1158	0.02	
C	Should be skipped	166415	2.56	124304	1.87	151520	2.25	99883	1.48	
N	Valid skip	3180919	48.87	3296448	49.50	3268743	48.44	3342650	49.55	
1	Never had a Pap smear test	44467	0.68	54758	0.82	58918	0.87	43453	0.64	
2	5 or more years ago	236631	3.64	255446	3.84	245431	3.64	169836	2.52	
3	More than 3 but less than 5 years ago	143229	2.20	145274	2.18	142247	2.11	142608	2.11	
4	1 to 3 years ago	748527	11.50	745191	11.19	788851	11.69	845761	12.54	
5	Within the last 12 months	1935441	29.74	1975321	29.66	2032486	30.12	2042439	30.28	

H02070 - Are you under age 40											
Unweighted											
Value	Formatted Value	Count	Q1 Percent	Count	Q2 Percent	Count	Q3 Percent	Count	Q4 Percent	Count	Percent
C	Should be skipped	1009	7.28	700	5.02	725	5.14	660	5.17		
N	Valid skip	5741	41.42	6130	43.93	6115	43.38	5594	43.80		
1	Yes	3458	24.95	3146	22.55	3123	22.16	2594	20.31		
2	No	3652	26.35	3978	28.51	4133	29.32	3925	30.73		
Weighted											
Value	Formatted Value	Count	Q1 Percent	Count	Q2 Percent	Count	Q3 Percent	Count	Q4 Percent	Count	Percent
C	Should be skipped	571194	8.78	387012	5.81	413836	6.13	392766	5.82		
N	Valid skip	2776141	42.65	3033740	45.55	3006427	44.55	3049767	45.21		
1	Yes	991854	15.24	993105	14.91	1035058	15.34	1022520	15.16		
2	No	2169696	33.33	2245825	33.72	2292722	33.98	2280684	33.81		

H02071 - Last time: breasts checked mammography										
Unweighted										
Value	Formatted Value	Count	Q1 Percent	Count	Q2 Percent	Count	Q3 Percent	Count	Q4 Percent	Count
.	Did not answer	216	1.56	244	1.75	190	1.35	139	1.09	
A	Invalid multiple responses	7	0.05	3	0.02	9	0.06	5	0.04	
C	Should be skipped	1323	9.55	1304	9.34	891	6.32	811	6.35	
N	Valid skip	8880	64.07	8672	62.15	9072	64.36	8037	62.92	
1	Never had a mammogram	216	1.56	218	1.56	259	1.84	223	1.75	
2	More than 5 years ago	133	0.96	185	1.33	169	1.20	142	1.11	
3	More than 2 less than 5 years ago	267	1.93	294	2.11	314	2.23	262	2.05	
4	1 to 2 years ago	676	4.88	732	5.25	748	5.31	751	5.88	
5	Within the last 12 months	2142	15.45	2302	16.50	2444	17.34	2403	18.81	
Weighted										
Value	Formatted Value	Count	Q1 Percent	Count	Q2 Percent	Count	Q3 Percent	Count	Q4 Percent	Count
.	Did not answer	132175	2.03	154947	2.33	111002	1.64	72022	1.07	
A	Invalid multiple responses	1643	0.03	1486	0.02	4357	0.06	3127	0.05	
C	Should be skipped	435617	6.69	447976	6.73	366542	5.43	354850	5.26	
N	Valid skip	3902967	59.96	3965881	59.55	4088778	60.59	4110204	60.93	
1	Never had a mammogram	98220	1.51	124281	1.87	137527	2.04	108227	1.60	
2	More than 5 years ago	80960	1.24	97085	1.46	106135	1.57	88285	1.31	
3	More than 2 less than 5 years ago	131661	2.02	160803	2.41	170360	2.52	156982	2.33	
4	1 to 2 years ago	378819	5.82	392800	5.90	444149	6.58	427139	6.33	
5	Within the last 12 months	1346824	20.69	1314423	19.74	1319192	19.55	1424901	21.12	

H02072 - Last time: breast exam by professional										
Unweighted										
Value	Formatted Value	Count	Q1 Percent	Count	Q2 Percent	Count	Q3 Percent	Count	Q4 Percent	Percent
.	Did not answer	205	1.48	242	1.73	117	0.83	144	1.13	
A	Invalid multiple responses	4	0.03	1	0.01	8	0.06	5	0.04	
C	Should be skipped	1293	9.33	1260	9.03	1162	8.24	778	6.09	
N	Valid skip	8915	64.32	8716	62.46	8801	62.44	8070	63.18	
1	Never had a breast exam	63	0.45	54	0.39	92	0.65	57	0.45	
2	5 or more years ago	162	1.17	194	1.39	199	1.41	162	1.27	
3	More than 2 less than 5 years ago	226	1.63	272	1.95	298	2.11	251	1.97	
4	1 to 2 years ago	628	4.53	673	4.82	709	5.03	663	5.19	
5	Within the last 12 months	2364	17.06	2542	18.22	2710	19.23	2643	20.69	
Weighted										
Value	Formatted Value	Count	Q1 Percent	Count	Q2 Percent	Count	Q3 Percent	Count	Q4 Percent	Percent
.	Did not answer	126460	1.94	158157	2.37	64463	0.96	76573	1.14	
A	Invalid multiple responses	1637	0.03	461	0.01	4454	0.07	1632	0.02	
C	Should be skipped	426458	6.55	437918	6.58	453103	6.71	337834	5.01	
N	Valid skip	3912731	60.11	3975939	59.70	4002217	59.31	4127219	61.18	
1	Never had a breast exam	49588	0.76	30821	0.46	60403	0.90	35574	0.53	
2	5 or more years ago	115778	1.78	116575	1.75	132211	1.96	93160	1.38	
3	More than 2 less than 5 years ago	129633	1.99	148460	2.23	169555	2.51	143065	2.12	
4	1 to 2 years ago	328083	5.04	362063	5.44	424406	6.29	369262	5.47	
5	Within the last 12 months	1418517	21.79	1429288	21.46	1437229	21.30	1561419	23.15	

H02073 - Been pregnant in last year or pregnant now										
Unweighted										
Value	Formatted Value	Count	Q1 Percent	Count	Q2 Percent	Count	Q3 Percent	Count	Q4 Percent	Count
.	Did not answer	168	1.21	201	1.44	190	1.35	218	1.71	
C	Should be skipped	258	1.86	144	1.03	161	1.14	115	0.90	
N	Valid skip	6492	46.84	6686	47.91	6679	47.38	6139	48.06	
1	Yes, currently pregnant	273	1.97	227	1.63	244	1.73	208	1.63	
2	No, not currently pregnant but have been	484	3.49	437	3.13	477	3.38	427	3.34	
3	No, not currently pregnant/have not been	6185	44.62	6259	44.85	6345	45.01	5666	44.36	
Weighted										
Value	Formatted Value	Count	Q1 Percent	Count	Q2 Percent	Count	Q3 Percent	Count	Q4 Percent	Count
.	Did not answer	118688	1.82	127931	1.92	116758	1.73	129427	1.92	
C	Should be skipped	107662	1.65	63764	0.96	82283	1.22	66204	0.98	
N	Valid skip	3239672	49.77	3356988	50.41	3337979	49.47	3376329	50.05	
1	Yes, currently pregnant	81112	1.25	64931	0.97	78255	1.16	78002	1.16	
2	No, not currently pregnant but have been	151250	2.32	143495	2.15	169717	2.52	168449	2.50	
3	No, not currently pregnant/have not been	2810501	43.18	2902572	43.58	2963050	43.91	2927326	43.40	

H02074 - In what trimester is your pregnancy										
Unweighted										
Value	Formatted Value	Count	Q1 Percent	Count	Q2 Percent	Count	Q3 Percent	Count	Q4 Percent	Count
.	Did not answer	169	1.22	204	1.46	195	1.38	218	1.71	
A	Invalid multiple responses	1	0.01	1	0.01	
C	Should be skipped	20	0.14	16	0.11	12	0.09	16	0.13	
N	Valid skip	13399	96.67	13510	96.82	13650	96.84	12331	96.54	
1	First trimester	58	0.42	41	0.29	50	0.35	45	0.35	
2	Second trimester	101	0.73	95	0.68	87	0.62	71	0.56	
3	Third trimester	113	0.82	88	0.63	101	0.72	91	0.71	
Weighted										
Value	Formatted Value	Count	Q1 Percent	Count	Q2 Percent	Count	Q3 Percent	Count	Q4 Percent	Count
.	Did not answer	119015	1.83	128802	1.93	118955	1.76	129427	1.92	
A	Invalid multiple responses	427	0.01	379	0.01	
C	Should be skipped	3842	0.06	8964	0.13	8219	0.12	6413	0.10	
N	Valid skip	6305243	96.87	6457856	96.97	6544811	96.99	6531894	96.83	
1	First trimester	13875	0.21	11228	0.17	16197	0.24	19873	0.29	
2	Second trimester	28072	0.43	27148	0.41	27483	0.41	25605	0.38	
3	Third trimester	38839	0.60	25683	0.39	31952	0.47	32145	0.48	

H02075 - Trimester first received prenatal care										
Unweighted										
Value	Formatted Value	Count	Q1 Percent	Count	Q2 Percent	Count	Q3 Percent	Count	Q4 Percent	Count
.	Did not answer	192	1.39	213	1.53	222	1.57	256	2.00	
A	Invalid multiple responses	.	.	3	0.02	.	.	2	0.02	
C	Should be skipped	54	0.39	43	0.31	47	0.33	41	0.32	
N	Valid skip	12881	92.94	13046	93.49	13138	93.20	11879	93.00	
1	Did not receive prenatal care	44	0.32	34	0.24	32	0.23	31	0.24	
2	Third trimester	4	0.03	.	.	4	0.03	2	0.02	
3	Second trimester	62	0.45	42	0.30	62	0.44	35	0.27	
4	First trimester	623	4.49	573	4.11	591	4.19	527	4.13	
Weighted										
Value	Formatted Value	Count	Q1 Percent	Count	Q2 Percent	Count	Q3 Percent	Count	Q4 Percent	Count
.	Did not answer	144032	2.21	136335	2.05	137336	2.04	148537	2.20	
A	Invalid multiple responses	.	.	692	0.01	.	.	1802	0.03	
C	Should be skipped	19328	0.30	22710	0.34	22675	0.34	21025	0.31	
N	Valid skip	6138507	94.31	6300614	94.61	6360637	94.26	6348833	94.12	
1	Did not receive prenatal care	12877	0.20	11405	0.17	23637	0.35	15709	0.23	
2	Third trimester	1909	0.03	.	.	2311	0.03	889	0.01	
3	Second trimester	16537	0.25	14053	0.21	22490	0.33	15273	0.23	
4	First trimester	175694	2.70	173872	2.61	178955	2.65	193668	2.87	

H02076 - In general how would you rate your overall health										
Unweighted										
Value	Formatted Value	Q1		Q2		Q3		Q4		
		Count	Percent	Count	Percent	Count	Percent	Count	Percent	
.	Did not answer	13860	100.00	84	0.60	92	0.65	138	1.08	
A	Invalid multiple responses	.	.	29	0.21	28	0.20	23	0.18	
1	Poor	.	.	316	2.26	265	1.88	261	2.04	
2	Fair	.	.	1676	12.01	1480	10.50	1399	10.95	
3	Good	.	.	4837	34.66	4868	34.53	4438	34.75	
4	Very Good	.	.	4986	35.73	5225	37.07	4619	36.16	
5	Excellent	.	.	2026	14.52	2138	15.17	1895	14.84	
Weighted										
Value	Formatted Value	Q1		Q2		Q3		Q4		
		Count	Percent	Count	Percent	Count	Percent	Count	Percent	
.	Did not answer	6508885	100.00	48813	0.73	53068	0.79	87128	1.29	
A	Invalid multiple responses	.	.	12433	0.19	12713	0.19	11940	0.18	
1	Poor	.	.	205916	3.09	156545	2.32	160826	2.38	
2	Fair	.	.	938759	14.10	876199	12.98	862325	12.78	
3	Good	.	.	2347266	35.25	2372548	35.16	2362278	35.02	
4	Very Good	.	.	2247691	33.75	2371261	35.14	2300883	34.11	
5	Excellent	.	.	858804	12.90	905708	13.42	960356	14.24	

H02077 - Are you Spanish/Hispanic/Latino										
Unweighted										
Value	Formatted Value	Count	Q1 Percent	Count	Q2 Percent	Count	Q3 Percent	Count	Q4 Percent	Percent
.	Did not answer	310	2.24	335	2.40	397	2.82	322	2.52	
A	Invalid multiple responses	27	0.19	9	0.06	14	0.10	15	0.12	
1	No, Not Spanish, Hispanic, or Latino	12485	90.08	12596	90.27	12617	89.51	11522	90.21	
2	Yes, Mexican, Mexican American, Chicano	419	3.02	409	2.93	426	3.02	373	2.92	
3	Yes, Puerto Rican	251	1.81	247	1.77	246	1.75	220	1.72	
4	Yes, Cuban	23	0.17	21	0.15	32	0.23	21	0.16	
5	Yes, Other Spanish, Hispanic, or Latino	345	2.49	337	2.42	364	2.58	300	2.35	
Weighted										
Value	Formatted Value	Count	Q1 Percent	Count	Q2 Percent	Count	Q3 Percent	Count	Q4 Percent	Percent
.	Did not answer	178803	2.75	174034	2.61	201377	2.98	178482	2.65	
A	Invalid multiple responses	15945	0.24	3552	0.05	4010	0.06	7839	0.12	
1	No, Not Spanish, Hispanic, or Latino	5913202	90.85	6000010	90.09	6059486	89.80	6066741	89.93	
2	Yes, Mexican, Mexican American, Chicano	155036	2.38	184157	2.77	181150	2.68	174242	2.58	
3	Yes, Puerto Rican	107441	1.65	156865	2.36	125130	1.85	162723	2.41	
4	Yes, Cuban	6696	0.10	11908	0.18	17572	0.26	9544	0.14	
5	Yes, Other Spanish, Hispanic, or Latino	131759	2.02	129156	1.94	159318	2.36	146165	2.17	

SREDA - Highest grade completed										
Unweighted										
Value	Formatted Value	Count	Q1 Percent	Count	Q2 Percent	Count	Q3 Percent	Count	Q4 Percent	Count
.	Did not answer	123	0.89	96	0.69	114	0.81	156	1.22	
A	Invalid multiple responses	90	0.65	118	0.85	129	0.92	102	0.80	
1	8th grade or less	131	0.95	121	0.87	159	1.13	110	0.86	
2	Some high school, but did not graduate	309	2.23	341	2.44	351	2.49	340	2.66	
3	High school graduate or GED	2931	21.15	2882	20.65	3062	21.72	2857	22.37	
4	Some college or 2-year degree	5901	42.58	5961	42.72	5825	41.32	5068	39.68	
5	4-year college graduate	1962	14.16	1930	13.83	1949	13.83	1763	13.80	
6	More than 4-year college degree	2413	17.41	2505	17.95	2507	17.79	2377	18.61	
Weighted										
Value	Formatted Value	Count	Q1 Percent	Count	Q2 Percent	Count	Q3 Percent	Count	Q4 Percent	Count
.	Did not answer	89648	1.38	50809	0.76	50899	0.75	87985	1.30	
A	Invalid multiple responses	65028	1.00	70305	1.06	78128	1.16	70540	1.05	
1	8th grade or less	67741	1.04	67747	1.02	117064	1.73	62065	0.92	
2	Some high school, but did not graduate	197485	3.03	219167	3.29	208243	3.09	222231	3.29	
3	High school graduate or GED	1623229	24.94	1621370	24.35	1661131	24.62	1714448	25.42	
4	Some college or 2-year degree	2496014	38.35	2705016	40.62	2649642	39.27	2544787	37.72	
5	4-year college graduate	886324	13.62	826947	12.42	868868	12.88	857382	12.71	
6	More than 4-year college degree	1083415	16.65	1098321	16.49	1114067	16.51	1186298	17.59	

SRRACEA - Race: White										
Unweighted										
Value	Formatted Value	Count	Q1 Percent	Count	Q2 Percent	Count	Q3 Percent	Count	Q4 Percent	Count
1	Marked	10828	78.12	11039	79.11	11145	79.06	10288	80.54	
2	Not Marked	3032	21.88	2915	20.89	2951	20.94	2485	19.46	
Weighted										
Value	Formatted Value	Count	Q1 Percent	Count	Q2 Percent	Count	Q3 Percent	Count	Q4 Percent	Count
1	Marked	5194651	79.81	5430827	81.55	5466239	81.00	5521068	81.85	
2	Not Marked	1314233	20.19	1228855	18.45	1281803	19.00	1224669	18.15	

SRRACEB - Race: Black or African American										
Unweighted										
Value	Formatted Value	Count	Q1 Percent	Count	Q2 Percent	Count	Q3 Percent	Count	Q4 Percent	Count
1	Marked	1670	12.05	1526	10.94	1527	10.83	1274	9.97	
2	Not Marked	12190	87.95	12428	89.06	12569	89.17	11499	90.03	
Weighted										
Value	Formatted Value	Count	Q1 Percent	Count	Q2 Percent	Count	Q3 Percent	Count	Q4 Percent	Count
1	Marked	741187	11.39	653684	9.82	703460	10.42	617188	9.15	
2	Not Marked	5767697	88.61	6005998	90.18	6044582	89.58	6128549	90.85	

SRRACEC - Race: American Indian or Alaska Native										
Unweighted										
Value	Formatted Value	Count	Q1 Percent	Count	Q2 Percent	Count	Q3 Percent	Count	Q4 Percent	Count
1	Marked	287	2.07	281	2.01	296	2.10	213	1.67	
2	Not Marked	13573	97.93	13673	97.99	13800	97.90	12560	98.33	
Weighted										
Value	Formatted Value	Count	Q1 Percent	Count	Q2 Percent	Count	Q3 Percent	Count	Q4 Percent	Count
1	Marked	130010	2.00	122768	1.84	133898	1.98	100521	1.49	
2	Not Marked	6378874	98.00	6536914	98.16	6614144	98.02	6645216	98.51	

SRRACED - Race: Asian										
Unweighted										
Value	Formatted Value	Count	Q1 Percent	Count	Q2 Percent	Count	Q3 Percent	Count	Q4 Percent	Count
1	Marked	819	5.91	797	5.71	820	5.82	721	5.64	
2	Not Marked	13041	94.09	13157	94.29	13276	94.18	12052	94.36	
Weighted										
Value	Formatted Value	Count	Q1 Percent	Count	Q2 Percent	Count	Q3 Percent	Count	Q4 Percent	Count
1	Marked	331562	5.09	326355	4.90	342323	5.07	349362	5.18	
2	Not Marked	6177323	94.91	6333327	95.10	6405720	94.93	6396375	94.82	

SRRACEE - Race: Native Hawaiian/other Pacific Islanders										
Unweighted										
Value	Formatted Value	Count	Q1 Percent	Count	Q2 Percent	Count	Q3 Percent	Count	Q4 Percent	Count
1	Marked	122	0.88	124	0.89	98	0.70	95	0.74	
2	Not Marked	13738	99.12	13830	99.11	13998	99.30	12678	99.26	
Weighted										
Value	Formatted Value	Count	Q1 Percent	Count	Q2 Percent	Count	Q3 Percent	Count	Q4 Percent	Count
1	Marked	43592	0.67	46344	0.70	36677	0.54	37161	0.55	
2	Not Marked	6465293	99.33	6613338	99.30	6711365	99.46	6708576	99.45	

SRAGE - What is your age now?										
Unweighted										
Value	Formatted Value	Count	Q1 Percent	Count	Q2 Percent	Count	Q3 Percent	Count	Q4 Percent	Count
.	Did not answer	98	0.71	71	0.51	89	0.63	71	0.56	
A	Invalid multiple responses	8	0.06	4	0.03	9	0.06	13	0.10	
1	18 to 24	1461	10.54	1324	9.49	1416	10.05	1110	8.69	
2	25 to 34	2897	20.90	2653	19.01	2585	18.34	2127	16.65	
3	35 to 44	3724	26.87	3333	23.89	3384	24.01	3005	23.53	
4	45 to 54	2307	16.65	2299	16.48	2356	16.71	2119	16.59	
5	55 to 64	1829	13.20	2169	15.54	2128	15.10	2152	16.85	
6	65 to 74	1011	7.29	1333	9.55	1334	9.46	1434	11.23	
7	75 or older	525	3.79	768	5.50	795	5.64	742	5.81	
Weighted										
Value	Formatted Value	Count	Q1 Percent	Count	Q2 Percent	Count	Q3 Percent	Count	Q4 Percent	Count
.	Did not answer	51008	0.78	39091	0.59	42464	0.63	43141	0.64	
A	Invalid multiple responses	1835	0.03	1309	0.02	4669	0.07	11883	0.18	
1	18 to 24	493406	7.58	502488	7.55	542753	8.04	488194	7.24	
2	25 to 34	890017	13.67	871629	13.09	920268	13.64	855851	12.69	
3	35 to 44	1114732	17.13	1148962	17.25	1188661	17.61	1263150	18.73	
4	45 to 54	1112075	17.09	1100191	16.52	1090282	16.16	1059148	15.70	
5	55 to 64	1255901	19.30	1275413	19.15	1243473	18.43	1319119	19.55	
6	65 to 74	1009751	15.51	1092825	16.41	1033723	15.32	1058079	15.69	
7	75 or older	580159	8.91	627775	9.43	681749	10.10	647174	9.59	

S02L01 - Aware TRICARE for Life										
Unweighted										
Value	Formatted Value	Count	Q1 Percent	Count	Q2 Percent	Count	Q3 Percent	Count	Q4 Percent	Percent
.	Did not answer	49	0.35	13954	100.00	14096	100.00	12773	100.00	
C	Should be skipped	2997	21.62
N	Valid skip	9221	66.53
1	Yes	1455	10.50
2	No	138	1.00
Weighted										
Value	Formatted Value	Count	Q1 Percent	Count	Q2 Percent	Count	Q3 Percent	Count	Q4 Percent	Percent
.	Did not answer	32964	0.51	6659682	100.00	6748042	100.00	6745737	100.00	
C	Should be skipped	1247849	19.17
N	Valid skip	3618282	55.59
1	Yes	1436471	22.07
2	No	173319	2.66

S02L02 - Problem Understanding Health Benefits under TRICARE for Life										
Unweighted										
Value	Formatted Value	Count	Q1 Percent	Count	Q2 Percent	Count	Q3 Percent	Count	Q4 Percent	Count
.	Missing/Unknown	111	0.80	13954	100.00	14096	100.00	12773	100.00	
A	Invalid Multiple Responses	4	0.03
C	Should be skipped	1397	10.08
N	Not covered by TRICARE for Life	11128	80.29
1	Big Problem	110	0.79
2	Small Problem	375	2.71
3	Not a Problem	735	5.30

Weighted										
Value	Formatted Value	Count	Q1 Percent	Count	Q2 Percent	Count	Q3 Percent	Count	Q4 Percent	Count
.	Missing/Unknown	103722	1.59	6659682	100.00	6748042	100.00	6745737	100.00	
A	Invalid Multiple Responses	2640	0.04
C	Should be skipped	631267	9.70
N	Not covered by TRICARE for Life	4546522	69.85
1	Big Problem	122233	1.88
2	Small Problem	351359	5.40
3	Not a Problem	751142	11.54

S02L03A - Additional info - what is covered										
Unweighted										
Value	Formatted Value	Count	Q1 Percent	Count	Q2 Percent	Count	Q3 Percent	Count	Q4 Percent	Count
.	Did not answer	.	.	13954	100.00	14096	100.00	12773	100.00	
C	Should be skipped	12218	88.15
1	Marked	538	3.88
2	Not Marked	1104	7.97

Weighted										
Value	Formatted Value	Count	Q1 Percent	Count	Q2 Percent	Count	Q3 Percent	Count	Q4 Percent	Count
.	Did not answer	.	.	6659682	100.00	6748042	100.00	6745737	100.00	
C	Should be skipped	4866131	74.76
1	Marked	545825	8.39
2	Not Marked	1096928	16.85

S02L03B - Additional info - who eligible											
Unweighted											
Value	Formatted Value	Count	Q1 Percent	Count	Q2 Percent	Count	Q3 Percent	Count	Q4 Percent	Count	Percent
.	Did not answer	.	.	13954	100.00	14096	100.00	12773	100.00	.	.
C	Should be skipped	12218	88.15
1	Marked	203	1.46
2	Not Marked	1439	10.38
Weighted											
Value	Formatted Value	Count	Q1 Percent	Count	Q2 Percent	Count	Q3 Percent	Count	Q4 Percent	Count	Percent
.	Did not answer	.	.	6659682	100.00	6748042	100.00	6745737	100.00	.	.
C	Should be skipped	4866131	74.76
1	Marked	212431	3.26
2	Not Marked	1430322	21.97

S02L03C - Additional info - How Doctor gets paid											
Unweighted											
Value	Formatted Value	Count	Q1 Percent	Count	Q2 Percent	Count	Q3 Percent	Count	Q4 Percent	Count	Percent
.	Did not answer	.	.	13954	100.00	14096	100.00	12773	100.00	.	.
C	Should be skipped	12218	88.15
1	Marked	280	2.02
2	Not Marked	1362	9.83
Weighted											
Value	Formatted Value	Count	Q1 Percent	Count	Q2 Percent	Count	Q3 Percent	Count	Q4 Percent	Count	Percent
.	Did not answer	.	.	6659682	100.00	6748042	100.00	6745737	100.00	.	.
C	Should be skipped	4866131	74.76
1	Marked	280571	4.31
2	Not Marked	1362182	20.93

S02L03D - Additional info - How affects VA benefit										
Unweighted										
Value	Formatted Value	Count	Q1 Percent	Count	Q2 Percent	Count	Q3 Percent	Count	Q4 Percent	Count
.	Did not answer	.	.	13954	100.00	14096	100.00	12773	100.00	.
C	Should be skipped	12218	88.15
1	Marked	285	2.06
2	Not Marked	1357	9.79
Weighted										
Value	Formatted Value	Count	Q1 Percent	Count	Q2 Percent	Count	Q3 Percent	Count	Q4 Percent	Count
.	Did not answer	.	.	6659682	100.00	6748042	100.00	6745737	100.00	.
C	Should be skipped	4866131	74.76
1	Marked	317516	4.88
2	Not Marked	1325237	20.36

S02L03E - Additional info - If Private Insurance Should be Dropped										
Unweighted										
Value	Formatted Value	Count	Q1 Percent	Count	Q2 Percent	Count	Q3 Percent	Count	Q4 Percent	Count
.	Did not answer	.	.	13954	100.00	14096	100.00	12773	100.00	.
C	Should be skipped	12218	88.15
1	Marked	372	2.68
2	Not Marked	1270	9.16
Weighted										
Value	Formatted Value	Count	Q1 Percent	Count	Q2 Percent	Count	Q3 Percent	Count	Q4 Percent	Count
.	Did not answer	.	.	6659682	100.00	6748042	100.00	6745737	100.00	.
C	Should be skipped	4866131	74.76
1	Marked	355720	5.47
2	Not Marked	1287033	19.77

S02L03F - Additional info - where to get help/info											
Unweighted											
Value	Formatted Value	Count	Q1 Percent	Count	Q2 Percent	Count	Q3 Percent	Count	Q4 Percent	Count	Percent
.	Did not answer	.	.	13954	100.00	14096	100.00	12773	100.00	.	.
C	Should be skipped	12218	88.15
1	Marked	404	2.91
2	Not Marked	1238	8.93
Weighted											
Value	Formatted Value	Count	Q1 Percent	Count	Q2 Percent	Count	Q3 Percent	Count	Q4 Percent	Count	Percent
.	Did not answer	.	.	6659682	100.00	6748042	100.00	6745737	100.00	.	.
C	Should be skipped	4866131	74.76
1	Marked	432785	6.65
2	Not Marked	1209969	18.59

S02L03G - Additional info - make sure eligible											
Unweighted											
Value	Formatted Value	Count	Q1 Percent	Count	Q2 Percent	Count	Q3 Percent	Count	Q4 Percent	Count	Percent
.	Did not answer	.	.	13954	100.00	14096	100.00	12773	100.00	.	.
C	Should be skipped	12218	88.15
1	Marked	193	1.39
2	Not Marked	1449	10.45
Weighted											
Value	Formatted Value	Count	Q1 Percent	Count	Q2 Percent	Count	Q3 Percent	Count	Q4 Percent	Count	Percent
.	Did not answer	.	.	6659682	100.00	6748042	100.00	6745737	100.00	.	.
C	Should be skipped	4866131	74.76
1	Marked	189991	2.92
2	Not Marked	1452763	22.32

S02L03H - Additional info - which Doctors can see										
Unweighted										
Value	Formatted Value	Count	Q1 Percent	Count	Q2 Percent	Count	Q3 Percent	Count	Q4 Percent	Count
.	Did not answer	.	.	13954	100.00	14096	100.00	12773	100.00	.
C	Should be skipped	12218	88.15
1	Marked	423	3.05
2	Not Marked	1219	8.80
Weighted										
Value	Formatted Value	Count	Q1 Percent	Count	Q2 Percent	Count	Q3 Percent	Count	Q4 Percent	Count
.	Did not answer	.	.	6659682	100.00	6748042	100.00	6745737	100.00	.
C	Should be skipped	4866131	74.76
1	Marked	452878	6.96
2	Not Marked	1189875	18.28

S02L03I - Additional info - do not need info										
Unweighted										
Value	Formatted Value	Count	Q1 Percent	Count	Q2 Percent	Count	Q3 Percent	Count	Q4 Percent	Count
.	Did not answer	.	.	13954	100.00	14096	100.00	12773	100.00	.
C	Should be skipped	12218	88.15
1	Marked	497	3.59
2	Not Marked	1145	8.26
Weighted										
Value	Formatted Value	Count	Q1 Percent	Count	Q2 Percent	Count	Q3 Percent	Count	Q4 Percent	Count
.	Did not answer	.	.	6659682	100.00	6748042	100.00	6745737	100.00	.
C	Should be skipped	4866131	74.76
1	Marked	497219	7.64
2	Not Marked	1145534	17.60

S02L04A - Helpful - TRICARE Counselor										
Unweighted										
Value	Formatted Value	Count	Q1 Percent	Count	Q2 Percent	Count	Q3 Percent	Count	Q4 Percent	Percent
.	Did not mark	567	4.09	13954	100.00	14096	100.00	12773	100.00	
C	Should be skipped	968	6.98
N	Valid Skip	11437	82.52
1	Did not Consult	427	3.08
2	Not Helpful	29	0.21
3	Somewhat helpful	172	1.24
4	Very Helpful	260	1.88
Weighted										
Value	Formatted Value	Count	Q1 Percent	Count	Q2 Percent	Count	Q3 Percent	Count	Q4 Percent	Percent
.	Did not mark	561761	8.63	6659682	100.00	6748042	100.00	6745737	100.00	
C	Should be skipped	446933	6.87
N	Valid Skip	4625481	71.06
1	Did not Consult	475799	7.31
2	Not Helpful	17805	0.27
3	Somewhat helpful	139805	2.15
4	Very Helpful	241300	3.71

S02L04B - Helpful - Phone Number										
Unweighted										
Value	Formatted Value	Count	Q1 Percent	Count	Q2 Percent	Count	Q3 Percent	Count	Q4 Percent	Percent
.	Did not mark	636	4.59	13954	100.00	14096	100.00	12773	100.00	
C	Should be skipped	912	6.58
N	Valid Skip	11493	82.92
1	Did not Consult	401	2.89
2	Not Helpful	29	0.21
3	Somewhat helpful	154	1.11
4	Very Helpful	235	1.70
Weighted										
Value	Formatted Value	Count	Q1 Percent	Count	Q2 Percent	Count	Q3 Percent	Count	Q4 Percent	Percent
.	Did not mark	606625	9.32	6659682	100.00	6748042	100.00	6745737	100.00	
C	Should be skipped	441608	6.78
N	Valid Skip	4630806	71.15
1	Did not Consult	391541	6.02
2	Not Helpful	22344	0.34
3	Somewhat helpful	134307	2.06
4	Very Helpful	281653	4.33

S02L04C - Helpful - Medicare/Social Security										
Unweighted										
Value	Formatted Value	Count	Q1 Percent	Count	Q2 Percent	Count	Q3 Percent	Count	Q4 Percent	Percent
.	Did not mark	739	5.33	13954	100.00	14096	100.00	12773	100.00	
C	Should be skipped	877	6.33
N	Valid Skip	11528	83.17
1	Did not Consult	432	3.12
2	Not Helpful	53	0.38
3	Somewhat helpful	110	0.79
4	Very Helpful	121	0.87
Weighted										
Value	Formatted Value	Count	Q1 Percent	Count	Q2 Percent	Count	Q3 Percent	Count	Q4 Percent	Percent
.	Did not mark	724848	11.14	6659682	100.00	6748042	100.00	6745737	100.00	
C	Should be skipped	419540	6.45
N	Valid Skip	4652874	71.48
1	Did not Consult	425277	6.53
2	Not Helpful	49963	0.77
3	Somewhat helpful	114705	1.76
4	Very Helpful	121679	1.87

S02L04D - Helpful - Primary Doctor										
Unweighted										
Value	Formatted Value	Count	Q1 Percent	Count	Q2 Percent	Count	Q3 Percent	Count	Q4 Percent	Percent
.	Did not mark	776	5.60	13954	100.00	14096	100.00	12773	100.00	
C	Should be skipped	890	6.42
N	Valid Skip	11515	83.08
1	Did not Consult	434	3.13
2	Not Helpful	40	0.29
3	Somewhat helpful	89	0.64
4	Very Helpful	116	0.84
Weighted										
Value	Formatted Value	Count	Q1 Percent	Count	Q2 Percent	Count	Q3 Percent	Count	Q4 Percent	Percent
.	Did not mark	773572	11.88	6659682	100.00	6748042	100.00	6745737	100.00	
C	Should be skipped	422229	6.49
N	Valid Skip	4650185	71.44
1	Did not Consult	438645	6.74
2	Not Helpful	47700	0.73
3	Somewhat helpful	76768	1.18
4	Very Helpful	99786	1.53

S02L04E - Helpful - TRICARE Website										
Unweighted										
Value	Formatted Value	Count	Q1 Percent	Count	Q2 Percent	Count	Q3 Percent	Count	Q4 Percent	Percent
.	Did not mark	813	5.87	13954	100.00	14096	100.00	12773	100.00	
C	Should be skipped	873	6.30
N	Valid Skip	11532	83.20
1	Did not Consult	491	3.54
2	Not Helpful	18	0.13
3	Somewhat helpful	61	0.44
4	Very Helpful	72	0.52
Weighted										
Value	Formatted Value	Count	Q1 Percent	Count	Q2 Percent	Count	Q3 Percent	Count	Q4 Percent	Percent
.	Did not mark	783907	12.04	6659682	100.00	6748042	100.00	6745737	100.00	
C	Should be skipped	407947	6.27
N	Valid Skip	4664467	71.66
1	Did not Consult	495231	7.61
2	Not Helpful	14753	0.23
3	Somewhat helpful	60785	0.93
4	Very Helpful	81795	1.26

S02L04F - Helpful - Direct Mailing										
Unweighted										
Value	Formatted Value	Count	Q1 Percent	Count	Q2 Percent	Count	Q3 Percent	Count	Q4 Percent	Percent
.	Did not mark	493	3.56	13954	100.00	14096	100.00	12773	100.00	
C	Should be skipped	909	6.56
N	Valid Skip	11496	82.94
1	Did not Consult	173	1.25
2	Not Helpful	38	0.27
3	Somewhat helpful	274	1.98
4	Very Helpful	477	3.44
Weighted										
Value	Formatted Value	Count	Q1 Percent	Count	Q2 Percent	Count	Q3 Percent	Count	Q4 Percent	Percent
.	Did not mark	429924	6.61	6659682	100.00	6748042	100.00	6745737	100.00	
C	Should be skipped	430708	6.62
N	Valid Skip	4641706	71.31
1	Did not Consult	145882	2.24
2	Not Helpful	38506	0.59
3	Somewhat helpful	256808	3.95
4	Very Helpful	565351	8.69

S02L04G - Helpful - Military Publication										
Unweighted										
Value	Formatted Value	Q1		Q2		Q3		Q4		
		Count	Percent	Count	Percent	Count	Percent	Count	Percent	
.	Did not mark	594	4.29	13954	100.00	14096	100.00	12773	100.00	
C	Should be skipped	922	6.65
N	Valid Skip	11483	82.85
1	Did not Consult	253	1.83
2	Not Helpful	26	0.19
3	Somewhat helpful	239	1.72
4	Very Helpful	343	2.47
Weighted										
Value	Formatted Value	Q1		Q2		Q3		Q4		
		Count	Percent	Count	Percent	Count	Percent	Count	Percent	
.	Did not mark	547476	8.41	6659682	100.00	6748042	100.00	6745737	100.00	
C	Should be skipped	425828	6.54
N	Valid Skip	4646586	71.39
1	Did not Consult	225603	3.47
2	Not Helpful	28607	0.44
3	Somewhat helpful	234246	3.60
4	Very Helpful	400538	6.15

S02L04H - Helpful - Civilian Publication										
Unweighted										
Value	Formatted Value	Q1		Q2		Q3		Q4		
		Count	Percent	Count	Percent	Count	Percent	Count	Percent	
.	Did not mark	737	5.32	13954	100.00	14096	100.00	12773	100.00	
C	Should be skipped	894	6.45
N	Valid Skip	11511	83.05
1	Did not Consult	395	2.85
2	Not Helpful	23	0.17
3	Somewhat helpful	120	0.87
4	Very Helpful	180	1.30
Weighted										
Value	Formatted Value	Q1		Q2		Q3		Q4		
		Count	Percent	Count	Percent	Count	Percent	Count	Percent	
.	Did not mark	725620	11.15	6659682	100.00	6748042	100.00	6745737	100.00	
C	Should be skipped	429108	6.59
N	Valid Skip	4643306	71.34
1	Did not Consult	374510	5.75
2	Not Helpful	22423	0.34
3	Somewhat helpful	121956	1.87
4	Very Helpful	191961	2.95

S02L041 - Helpful - Other											
Unweighted											
Value	Formatted Value	Q1		Q2		Q3		Q4			
		Count	Percent	Count	Percent	Count	Percent	Count	Percent	Count	Percent
.	Did not mark	924	6.67	13954	100.00	14096	100.00	12773	100.00		
C	Should be skipped	805	5.81
N	Valid Skip	11600	83.69
1	Did not Consult	407	2.94
2	Not Helpful	20	0.14
3	Somewhat helpful	45	0.32
4	Very Helpful	59	0.43

Weighted											
Value	Formatted Value	Q1		Q2		Q3		Q4			
		Count	Percent	Count	Percent	Count	Percent	Count	Percent	Count	Percent
.	Did not mark	925136	14.21	6659682	100.00	6748042	100.00	6745737	100.00		
C	Should be skipped	352691	5.42
N	Valid Skip	4719723	72.51
1	Did not Consult	404092	6.21
2	Not Helpful	15118	0.23
3	Somewhat helpful	38027	0.58
4	Very Helpful	54098	0.83

S02L05 - Source of info rely on most										
Unweighted										
Value	Formatted Value	Count	Q1 Percent	Count	Q2 Percent	Count	Q3 Percent	Count	Q4 Percent	Percent
.	Missing/Unknown	205	1.48	13954	100.00	14096	100.00	12773	100.00	
A	Invalid Multiple Responses	96	0.69
C	Should be skipped	881	6.36
N	Valid Skip	11524	83.15
1	TRICARE Benefits Counselor	255	1.84
2	Phone Number	119	0.86
3	Medicare/Social Security	38	0.27
4	Primary Doctor	28	0.20
5	TRICARE Web	19	0.14
6	Direct Mailings	420	3.03
7	Military Publication	146	1.05
8	Retiree Publication	75	0.54
9	Other	54	0.39
Weighted										
Value	Formatted Value	Count	Q1 Percent	Count	Q2 Percent	Count	Q3 Percent	Count	Q4 Percent	Percent
.	Missing/Unknown	174860	2.69	6659682	100.00	6748042	100.00	6745737	100.00	
A	Invalid Multiple Responses	102406	1.57
C	Should be skipped	426180	6.55
N	Valid Skip	4646234	71.38
1	TRICARE Benefits Counselor	213772	3.28
2	Phone Number	130222	2.00
3	Medicare/Social Security	39711	0.61
4	Primary Doctor	24975	0.38
5	TRICARE Web	22425	0.34
6	Direct Mailings	443100	6.81
7	Military Publication	170710	2.62
8	Retiree Publication	80463	1.24
9	Other	33828	0.52

S02L06 - Enroll in Medicare B because TRICARE for Life										
Unweighted										
Value	Formatted Value	Count	Q1 Percent	Count	Q2 Percent	Count	Q3 Percent	Count	Q4 Percent	Count
.	Missing/Unknown	115	0.83	13954	100.00	14096	100.00	12773	100.00	
A	Invalid Multiple Responses	11	0.08
C	Should be skipped	1119	8.07
N	Not Eligible TRICARE for Life	11308	81.59
1	Yes	156	1.13
2	No, already enrolled Medicare B	1086	7.84
3	No, not enrolled but plan to	29	0.21
4	No, not enrolled do not intend to	36	0.26
Weighted										
Value	Formatted Value	Count	Q1 Percent	Count	Q2 Percent	Count	Q3 Percent	Count	Q4 Percent	Count
.	Missing/Unknown	113574	1.74	6659682	100.00	6748042	100.00	6745737	100.00	
A	Invalid Multiple Responses	14789	0.23
C	Should be skipped	551152	8.47
N	Not Eligible TRICARE for Life	4527870	69.56
1	Yes	119138	1.83
2	No, already enrolled Medicare B	1119594	17.20
3	No, not enrolled but plan to	21778	0.33
4	No, not enrolled do not intend to	40989	0.63

S02L07 - Drop Medigap because TRICARE for Life											
Unweighted											
Value	Formatted Value	Count	Q1 Percent	Count	Q2 Percent	Count	Q3 Percent	Count	Q4 Percent	Count	Percent
.	Missing/Unknown	176	1.27	13954	100.00	14096	100.00	12773	100.00	.	.
A	Invalid Multiple Responses	9	0.06
C	Should be skipped	463	3.34
N	Not Eligible TRICARE for Life	11977	86.41
1	Yes	536	3.87
2	No, not covered by Medigap	347	2.50
3	No, did not drop but plan to	123	0.89
4	No, did not drop and do not intend to	229	1.65
Weighted											
Value	Formatted Value	Count	Q1 Percent	Count	Q2 Percent	Count	Q3 Percent	Count	Q4 Percent	Count	Percent
.	Missing/Unknown	142743	2.19	6659682	100.00	6748042	100.00	6745737	100.00	.	.
A	Invalid Multiple Responses	9598	0.15
C	Should be skipped	244070	3.75
N	Not Eligible TRICARE for Life	4889234	75.12
1	Yes	629166	9.67
2	No, not covered by Medigap	297735	4.57
3	No, did not drop but plan to	110896	1.70
4	No, did not drop and do not intend to	185443	2.85

S02L08 - Disenroll civilian HMO because TRICARE for Life											
Unweighted											
Value	Formatted Value	Count	Q1 Percent	Count	Q2 Percent	Count	Q3 Percent	Count	Q4 Percent	Count	Percent
.	Missing/Unknown	280	2.02	13954	100.00	14096	100.00	12773	100.00	.	.
A	Invalid Multiple Responses	4	0.03
C	Should be skipped	403	2.91
N	Not Eligible TRICARE for Life	12044	86.90
1	Yes	173	1.25
2	No	956	6.90
Weighted											
Value	Formatted Value	Count	Q1 Percent	Count	Q2 Percent	Count	Q3 Percent	Count	Q4 Percent	Count	Percent
.	Missing/Unknown	283733	4.36	6659682	100.00	6748042	100.00	6745737	100.00	.	.
A	Invalid Multiple Responses	1766	0.03
C	Should be skipped	197023	3.03
N	Not Eligible TRICARE for Life	4929372	75.73
1	Yes	189777	2.92
2	No	907214	13.94

S02L09 - Where do you plan to get most of your care										
Unweighted										
Value	Formatted Value	Count	Q1 Percent	Count	Q2 Percent	Count	Q3 Percent	Count	Q4 Percent	Percent
.	Missing/Unknown	246	1.77	13954	100.00	14096	100.00	12773	100.00	
A	Invalid Multiple Responses	49	0.35	
C	Should be skipped	390	2.81	
N	Not Eligible TRICARE for Life	12051	86.95	
1	Military Facility	313	2.26	
2	Civilian Facility	769	5.55	
3	VA Facility	42	0.30	
Weighted										
Value	Formatted Value	Count	Q1 Percent	Count	Q2 Percent	Count	Q3 Percent	Count	Q4 Percent	Percent
.	Missing/Unknown	202722	3.11	6659682	100.00	6748042	100.00	6745737	100.00	
A	Invalid Multiple Responses	58495	0.90	
C	Should be skipped	183825	2.82	
N	Not Eligible TRICARE for Life	4937411	75.86	
1	Military Facility	180905	2.78	
2	Civilian Facility	905326	13.91	
3	VA Facility	40201	0.62	

S02L10 - Received medical care from civilian source										
Unweighted										
Value	Formatted Value	Count	Q1 Percent	Count	Q2 Percent	Count	Q3 Percent	Count	Q4 Percent	Percent
.	Did not answer	181	1.31	13954	100.00	14096	100.00	12773	100.00	
C	Should be skipped	439	3.17	
N	Valid skip	11985	86.47	
1	Yes	990	7.14	
2	No	265	1.91	
Weighted										
Value	Formatted Value	Count	Q1 Percent	Count	Q2 Percent	Count	Q3 Percent	Count	Q4 Percent	Percent
.	Did not answer	170338	2.62	6659682	100.00	6748042	100.00	6745737	100.00	
C	Should be skipped	206635	3.17	
N	Valid skip	4896612	75.23	
1	Yes	1010761	15.53	
2	No	224537	3.45	

S02L11 - Provider ask for Payment										
Unweighted										
Value	Formatted Value	Count	Q1 Percent	Count	Q2 Percent	Count	Q3 Percent	Count	Q4 Percent	Percent
.	Missing/Unknown	231	1.67	13954	100.00	14096	100.00	12773	100.00	
A	Invalid Multiple Responses	8	0.06
C	Should be skipped	327	2.36
N	Have not received care since 10/1/2001	12384	89.35
1	Yes	131	0.95
2	No	779	5.62
Weighted										
Value	Formatted Value	Count	Q1 Percent	Count	Q2 Percent	Count	Q3 Percent	Count	Q4 Percent	Percent
.	Missing/Unknown	220721	3.39	6659682	100.00	6748042	100.00	6745737	100.00	
A	Invalid Multiple Responses	4809	0.07
C	Should be skipped	161574	2.48
N	Have not received care since 10/1/2001	5176878	79.54
1	Yes	115713	1.78
2	No	829189	12.74

S02L12 - Bill should been paid by Medicare/TRICARE											
Unweighted											
Value	Formatted Value	Count	Q1 Percent	Count	Q2 Percent	Count	Q3 Percent	Count	Q4 Percent	Count	Percent
.	Missing/Unknown	271	1.96	13954	100.00	14096	100.00	12773	100.00	.	.
A	Invalid Multiple Responses	5	0.04
C	Should be skipped	302	2.18
N	Have not received care since 10/1/2001	12409	89.53
1	Yes	171	1.23
2	No	702	5.06
Weighted											
Value	Formatted Value	Count	Q1 Percent	Count	Q2 Percent	Count	Q3 Percent	Count	Q4 Percent	Count	Percent
.	Missing/Unknown	253340	3.89	6659682	100.00	6748042	100.00	6745737	100.00	.	.
A	Invalid Multiple Responses	6797	0.10
C	Should be skipped	154099	2.37
N	Have not received care since 10/1/2001	5188658	79.72
1	Yes	173124	2.66
2	No	732866	11.26

S02L13A - Paid/Intend to Pay bill											
Unweighted											
Value	Formatted Value	Count	Q1 Percent	Count	Q2 Percent	Count	Q3 Percent	Count	Q4 Percent	Count	Percent
.	Did not answer	.	.	13954	100.00	14096	100.00	12773	100.00	.	.
C	Should be skipped	12218	88.15
1	Marked	127	0.92
2	Not Marked	1515	10.93
Weighted											
Value	Formatted Value	Count	Q1 Percent	Count	Q2 Percent	Count	Q3 Percent	Count	Q4 Percent	Count	Percent
.	Did not answer	.	.	6659682	100.00	6748042	100.00	6745737	100.00	.	.
C	Should be skipped	4866131	74.76
1	Marked	113069	1.74
2	Not Marked	1529684	23.50

S02L13B - Ignoring Bill										
Unweighted										
Value	Formatted Value	Count	Q1 Percent	Count	Q2 Percent	Count	Q3 Percent	Count	Q4 Percent	Count
.	Did not answer	.	.	13954	100.00	14096	100.00	12773	100.00	.
C	Should be skipped	12218	88.15
1	Marked	34	0.25
2	Not Marked	1608	11.60
Weighted										
Value	Formatted Value	Count	Q1 Percent	Count	Q2 Percent	Count	Q3 Percent	Count	Q4 Percent	Count
.	Did not answer	.	.	6659682	100.00	6748042	100.00	6745737	100.00	.
C	Should be skipped	4866131	74.76
1	Marked	24272	0.37
2	Not Marked	1618481	24.87

S02L13C - Contacted/intend to contact provider										
Unweighted										
Value	Formatted Value	Count	Q1 Percent	Count	Q2 Percent	Count	Q3 Percent	Count	Q4 Percent	Count
.	Did not answer	.	.	13954	100.00	14096	100.00	12773	100.00	.
C	Should be skipped	12218	88.15
1	Marked	83	0.60
2	Not Marked	1559	11.25
Weighted										
Value	Formatted Value	Count	Q1 Percent	Count	Q2 Percent	Count	Q3 Percent	Count	Q4 Percent	Count
.	Did not answer	.	.	6659682	100.00	6748042	100.00	6745737	100.00	.
C	Should be skipped	4866131	74.76
1	Marked	85501	1.31
2	Not Marked	1557252	23.93

S02L13D - Contacted/intend to contact TRICARE										
Unweighted										
Value	Formatted Value	Count	Q1 Percent	Count	Q2 Percent	Count	Q3 Percent	Count	Q4 Percent	Count
.	Did not answer	.	.	13954	100.00	14096	100.00	12773	100.00	.
C	Should be skipped	12218	88.15
1	Marked	85	0.61
2	Not Marked	1557	11.23
Weighted										
Value	Formatted Value	Count	Q1 Percent	Count	Q2 Percent	Count	Q3 Percent	Count	Q4 Percent	Count
.	Did not answer	.	.	6659682	100.00	6748042	100.00	6745737	100.00	.
C	Should be skipped	4866131	74.76
1	Marked	92824	1.43
2	Not Marked	1549929	23.81

S02L13E - Contacted/intend to contact Medicare										
Unweighted										
Value	Formatted Value	Count	Q1 Percent	Count	Q2 Percent	Count	Q3 Percent	Count	Q4 Percent	Count
.	Did not answer	.	.	13954	100.00	14096	100.00	12773	100.00	.
C	Should be skipped	12218	88.15
1	Marked	46	0.33
2	Not Marked	1596	11.52
Weighted										
Value	Formatted Value	Count	Q1 Percent	Count	Q2 Percent	Count	Q3 Percent	Count	Q4 Percent	Count
.	Did not answer	.	.	6659682	100.00	6748042	100.00	6745737	100.00	.
C	Should be skipped	4866131	74.76
1	Marked	43703	0.67
2	Not Marked	1599050	24.57

S02L14 - Billing resolved to satisfaction											
Unweighted											
Value	Formatted Value	Count	Q1 Percent	Count	Q2 Percent	Count	Q3 Percent	Count	Q4 Percent	Count	Percent
.	Missing/Unknown	816	5.89	13954	100.00	14096	100.00	12773	100.00		
A	Invalid Multiple Responses	3	0.02
C	Should be skipped	195	1.41
N	Have not received bill since 10/1/2001	12587	90.82
1	Yes	161	1.16
2	No	98	0.71
Weighted											
Value	Formatted Value	Count	Q1 Percent	Count	Q2 Percent	Count	Q3 Percent	Count	Q4 Percent	Count	Percent
.	Missing/Unknown	837257	12.86	6659682	100.00	6748042	100.00	6745737	100.00		
A	Invalid Multiple Responses	1144	0.02
C	Should be skipped	99419	1.53
N	Have not received bill since 10/1/2001	5335993	81.98
1	Yes	160314	2.46
2	No	74757	1.15

S02L15 - Change type pharmacy											
Unweighted											
Value	Formatted Value	Q1		Q2		Q3		Q4			
		Count	Percent	Count	Percent	Count	Percent	Count	Percent	Count	Percent
.	Missing/Unknown	155	1.12	13954	100.00	14096	100.00	12773	100.00		
A	Invalid Multiple Responses	3	0.02
C	Should be skipped	2652	19.13
N	Valid Skip	9566	69.02
1	Yes	220	1.59
2	No	1264	9.12

Weighted											
Value	Formatted Value	Q1		Q2		Q3		Q4			
		Count	Percent	Count	Percent	Count	Percent	Count	Percent	Count	Percent
.	Missing/Unknown	124832	1.92	6659682	100.00	6748042	100.00	6745737	100.00		
A	Invalid Multiple Responses	1620	0.02
C	Should be skipped	1134367	17.43
N	Valid Skip	3731765	57.33
1	Yes	321720	4.94
2	No	1194581	18.35

S02L16 - Type of pharmacy since April 1, 2001										
Unweighted										
Value	Formatted Value	Count	Q1 Percent	Count	Q2 Percent	Count	Q3 Percent	Count	Q4 Percent	Percent
.	Missing/Unknown	127	0.92	13954	100.00	14096	100.00	12773	100.00	
A	Invalid Multiple Responses	71	0.51	
C	Should be skipped	3376	24.36	
N	No Prescription since 4/1/2001	8911	64.29	
1	Military Pharmacy	935	6.75	
2	Civ Pharmacy - in network	203	1.46	
3	Civ Pharmacy - out network	153	1.10	
4	NMOP	84	0.61	
Weighted										
Value	Formatted Value	Count	Q1 Percent	Count	Q2 Percent	Count	Q3 Percent	Count	Q4 Percent	Percent
.	Missing/Unknown	131498	2.02	6659682	100.00	6748042	100.00	6745737	100.00	
A	Invalid Multiple Responses	105477	1.62	
C	Should be skipped	1405072	21.59	
N	No Prescription since 4/1/2001	3516385	54.02	
1	Military Pharmacy	750955	11.54	
2	Civ Pharmacy - in network	283689	4.36	
3	Civ Pharmacy - out network	162327	2.49	
4	NMOP	153482	2.36	

S02L17 - Satisfied with TRICARE for LIFE										
Unweighted										
Value	Formatted Value	Count	Q1 Percent	Count	Q2 Percent	Count	Q3 Percent	Count	Q4 Percent	Percent
.	Missing/Unknown	226	1.63	13954	100.00	14096	100.00	12773	100.00	
A	Invalid Multiple Responses	6	0.04
C	Should be skipped	3266	23.56
N	Valid Skip	8952	64.59
1	Strongly Disagree	19	0.14
2	Disagree	24	0.17
3	Neither Agree/disagree	373	2.69
4	Agree	498	3.59
5	Strongly Agree	496	3.58
Weighted										
Value	Formatted Value	Count	Q1 Percent	Count	Q2 Percent	Count	Q3 Percent	Count	Q4 Percent	Percent
.	Missing/Unknown	179040	2.75	6659682	100.00	6748042	100.00	6745737	100.00	
A	Invalid Multiple Responses	2523	0.04
C	Should be skipped	1360114	20.90
N	Valid Skip	3506018	53.87
1	Strongly Disagree	16383	0.25
2	Disagree	15680	0.24
3	Neither Agree/disagree	393125	6.04
4	Agree	500327	7.69
5	Strongly Agree	535676	8.23

S02S01 - Health during past 4 weeks										
Unweighted										
Value	Formatted Value	Count	Q1 Percent	Count	Q2 Percent	Count	Q3 Percent	Count	Q4 Percent	Percent
.	Did not answer	147	1.06	13954	100.00	14096	100.00	12773	100.00	
A	Invalid multiple responses	20	0.14
1	Excellent	2494	17.99
2	Very Good	4574	33.00
3	Good	4378	31.59
4	Fair	1722	12.42
5	Poor	435	3.14
6	Very Poor	90	0.65
Weighted										
Value	Formatted Value	Count	Q1 Percent	Count	Q2 Percent	Count	Q3 Percent	Count	Q4 Percent	Percent
.	Did not answer	88965	1.37	6659682	100.00	6748042	100.00	6745737	100.00	
A	Invalid multiple responses	6286	0.10
1	Excellent	1084993	16.67
2	Very Good	2099859	32.26
3	Good	2061496	31.67
4	Fair	890338	13.68
5	Poor	235202	3.61
6	Very Poor	41747	0.64

S02S02 - Health problems limit physical activity										
Unweighted										
Value	Formatted Value	Count	Q1 Percent	Count	Q2 Percent	Count	Q3 Percent	Count	Q4 Percent	Percent
.	Missing/Unknown	152	1.10	13954	100.00	14096	100.00	12773	100.00	
A	Invalid multiple responses	21	0.15
1	Not at all	8078	58.28
2	Very little	2529	18.25
3	Somewhat	1868	13.48
4	Quite a lot	1012	7.30
5	Could not do physical activities	200	1.44
Weighted										
Value	Formatted Value	Count	Q1 Percent	Count	Q2 Percent	Count	Q3 Percent	Count	Q4 Percent	Percent
.	Missing/Unknown	86040	1.32	6659682	100.00	6748042	100.00	6745737	100.00	
A	Invalid multiple responses	8550	0.13
1	Not at all	3503091	53.82
2	Very little	1235312	18.98
3	Somewhat	989097	15.20
4	Quite a lot	570485	8.76
5	Could not do physical activities	116310	1.79

S02S03 - Difficulty doing daily work b/c health problem										
Unweighted										
Value	Formatted Value	Count	Q1 Percent	Count	Q2 Percent	Count	Q3 Percent	Count	Q4 Percent	Percent
.	Missing/Unknown	117	0.84	13954	100.00	14096	100.00	12773	100.00	
A	Invalid multiple responses	6	0.04
1	Not at all	9100	65.66
2	A little bit	2229	16.08
3	Some	1425	10.28
4	Quite a lot	800	5.77
5	Could not do daily work	183	1.32
Weighted										
Value	Formatted Value	Count	Q1 Percent	Count	Q2 Percent	Count	Q3 Percent	Count	Q4 Percent	Percent
.	Missing/Unknown	82030	1.26	6659682	100.00	6748042	100.00	6745737	100.00	
A	Invalid multiple responses	2408	0.04
1	Not at all	3947071	60.64
2	A little bit	1105907	16.99
3	Some	808443	12.42
4	Quite a lot	442354	6.80
5	Could not do daily work	120674	1.85

S02S04 - How much bodily pain during Past 4 weeks										
Unweighted										
Value	Formatted Value	Count	Q1 Percent	Count	Q2 Percent	Count	Q3 Percent	Count	Q4 Percent	Percent
.	Missing/Unknown	119	0.86	13954	100.00	14096	100.00	12773	100.00	
A	Invalid multiple responses	37	0.27
1	None	4214	30.40
2	Very Mild	3924	28.31
3	Mild	2406	17.36
4	Moderate	2399	17.31
5	Severe	647	4.67
6	Very Severe	114	0.82
Weighted										
Value	Formatted Value	Count	Q1 Percent	Count	Q2 Percent	Count	Q3 Percent	Count	Q4 Percent	Percent
.	Missing/Unknown	74612	1.15	6659682	100.00	6748042	100.00	6745737	100.00	
A	Invalid multiple responses	21896	0.34
1	None	1819035	27.95
2	Very Mild	1701046	26.13
3	Mild	1214648	18.66
4	Moderate	1262074	19.39
5	Severe	367976	5.65
6	Very Severe	47596	0.73

S02S05 - Energy during Past 4 weeks										
Unweighted										
Value	Formatted Value	Count	Q1 Percent	Count	Q2 Percent	Count	Q3 Percent	Count	Q4 Percent	Percent
.	Missing/Unknown	124	0.89	13954	100.00	14096	100.00	12773	100.00	
A	Invalid multiple responses	11	0.08
1	Very Much	1973	14.24
2	Quite a lot	6401	46.18
3	Some	4321	31.18
4	A little	895	6.46
5	None	135	0.97
Weighted										
Value	Formatted Value	Count	Q1 Percent	Count	Q2 Percent	Count	Q3 Percent	Count	Q4 Percent	Percent
.	Missing/Unknown	80846	1.24	6659682	100.00	6748042	100.00	6745737	100.00	
A	Invalid multiple responses	2406	0.04
1	Very Much	864078	13.28
2	Quite a lot	2921224	44.88
3	Some	2124520	32.64
4	A little	451046	6.93
5	None	64764	1.00

S02S06 - Physical/Emotional health limit social										
Unweighted										
Value	Formatted Value	Count	Q1 Percent	Count	Q2 Percent	Count	Q3 Percent	Count	Q4 Percent	Percent
.	Missing/Unknown	119	0.86	13954	100.00	14096	100.00	12773	100.00	
A	Invalid multiple responses	9	0.06
1	Not at all	7642	55.14
2	Very little	3137	22.63
3	Somewhat	2067	14.91
4	Quite a lot	780	5.63
5	Could not do social activities	106	0.76
Weighted										
Value	Formatted Value	Count	Q1 Percent	Count	Q2 Percent	Count	Q3 Percent	Count	Q4 Percent	Percent
.	Missing/Unknown	93658	1.44	6659682	100.00	6748042	100.00	6745737	100.00	
A	Invalid multiple responses	2881	0.04
1	Not at all	3413823	52.45
2	Very little	1498947	23.03
3	Somewhat	1042993	16.02
4	Quite a lot	399655	6.14
5	Could not do social activities	56928	0.87

S02S07 - Bothered by emotional problems										
Unweighted										
Value	Formatted Value	Q1		Q2		Q3		Q4		
		Count	Percent	Count	Percent	Count	Percent	Count	Percent	
.	Missing/Unknown	136	0.98	13954	100.00	14096	100.00	12773	100.00	
A	Invalid multiple responses	13	0.09
1	Not at all	6989	50.43
2	Slightly	4096	29.55
3	Moderately	1625	11.72
4	Quite a lot	804	5.80
5	Extremely	197	1.42

Weighted										
Value	Formatted Value	Q1		Q2		Q3		Q4		
		Count	Percent	Count	Percent	Count	Percent	Count	Percent	
.	Missing/Unknown	82520	1.27	6659682	100.00	6748042	100.00	6745737	100.00	
A	Invalid multiple responses	6254	0.10
1	Not at all	3264947	50.16
2	Slightly	1907670	29.31
3	Moderately	763860	11.74
4	Quite a lot	404138	6.21
5	Extremely	79494	1.22

S02S08 - Personal/emotional problems keep from work										
Unweighted										
Value	Formatted Value	Count	Q1 Percent	Count	Q2 Percent	Count	Q3 Percent	Count	Q4 Percent	Percent
.	Missing/Unknown	128	0.92	13954	100.00	14096	100.00	12773	100.00	100.00
A	Invalid multiple responses	9	0.06
1	Not at all	9574	69.08
2	Very little	2447	17.66
3	Somewhat	1215	8.77
4	Quite a lot	405	2.92
5	Could not do daily activities	82	0.59
Weighted										
Value	Formatted Value	Count	Q1 Percent	Count	Q2 Percent	Count	Q3 Percent	Count	Q4 Percent	Percent
.	Missing/Unknown	103863	1.60	6659682	100.00	6748042	100.00	6745737	100.00	100.00
A	Invalid multiple responses	3670	0.06
1	Not at all	4331365	66.55
2	Very little	1191618	18.31
3	Somewhat	614087	9.43
4	Quite a lot	211455	3.25
5	Could not do daily activities	52827	0.81

S02S09 - Rate health compared to one year ago											
Unweighted											
Value	Formatted Value	Count	Q1 Percent	Count	Q2 Percent	Count	Q3 Percent	Count	Q4 Percent	Count	Percent
.	Missing/Unknown	99	0.71	13954	100.00	14096	100.00	12773	100.00		
A	Invalid multiple responses	22	0.16
1	Much better now	1405	10.14
2	Somewhat better now	1865	13.46
3	About the same	8237	59.43
4	Somewhat worse now	1908	13.77
5	Much worse now	324	2.34
Weighted											
Value	Formatted Value	Count	Q1 Percent	Count	Q2 Percent	Count	Q3 Percent	Count	Q4 Percent	Count	Percent
.	Missing/Unknown	63300	0.97	6659682	100.00	6748042	100.00	6745737	100.00		
A	Invalid multiple responses	16519	0.25
1	Much better now	604753	9.29
2	Somewhat better now	850907	13.07
3	About the same	3843976	59.06
4	Somewhat worse now	986081	15.15
5	Much worse now	143349	2.20

S02C01 - General Doctor, specialist, physician assistant, or nurse										
Unweighted										
Value	Formatted Value	Count	Q1 Percent	Count	Q2 Percent	Count	Q3 Percent	Count	Q4 Percent	Percent
.	Did not answer	13860	100.00	742	5.32	14096	100.00	12773	100.00	.
A	Invalid multiple responses	.	.	127	0.91
C	Should be skipped	.	.	346	2.48
N	Don't have a personal doctor or nurse	.	.	4855	34.79
1	General doctor	.	.	6167	44.20
2	Specialist doctor	.	.	847	6.07
3	Physician assistant	.	.	678	4.86
4	Nurse	.	.	192	1.38
Weighted										
Value	Formatted Value	Count	Q1 Percent	Count	Q2 Percent	Count	Q3 Percent	Count	Q4 Percent	Percent
.	Did not answer	6508885	100.00	395586	5.94	6748042	100.00	6745737	100.00	.
A	Invalid multiple responses	.	.	73116	1.10
C	Should be skipped	.	.	155755	2.34
N	Don't have a personal doctor or nurse	.	.	1913987	28.74
1	General doctor	.	.	3342808	50.19
2	Specialist doctor	.	.	473029	7.10
3	Physician assistant	.	.	230989	3.47
4	Nurse	.	.	74412	1.12

S02C02 - Months/years been going to personal Doctor										
Unweighted										
Value	Formatted Value	Q1		Q2		Q3		Q4		
		Count	Percent	Count	Percent	Count	Percent	Count	Percent	
.	Did not answer	13860	100.00	722	5.17	14096	100.00	12773	100.00	
A	Invalid multiple responses	.	.	27	0.19	
C	Should be skipped	.	.	350	2.51	
N	Don't have a personal doctor or nurse	.	.	4889	35.04	
1	Less than 6 months	.	.	1019	7.30	
2	6 up to 12 months	.	.	1495	10.71	
3	12 up to 24 months	.	.	1708	12.24	
4	2 up to 5 years	.	.	1861	13.34	
5	5 years or more	.	.	1883	13.49	
Weighted										
Value	Formatted Value	Q1		Q2		Q3		Q4		
		Count	Percent	Count	Percent	Count	Percent	Count	Percent	
.	Did not answer	6508885	100.00	396240	5.95	6748042	100.00	6745737	100.00	
A	Invalid multiple responses	.	.	14629	0.22	
C	Should be skipped	.	.	155800	2.34	
N	Don't have a personal doctor or nurse	.	.	1935095	29.06	
1	Less than 6 months	.	.	392376	5.89	
2	6 up to 12 months	.	.	556129	8.35	
3	12 up to 24 months	.	.	684212	10.27	
4	2 up to 5 years	.	.	1048287	15.74	
5	5 years or more	.	.	1476914	22.18	

S02C03 - Physical or mental condition that interferes with your work											
Unweighted											
Value	Formatted Value	Q1		Q2		Q3		Q4			
		Count	Percent	Count	Percent	Count	Percent	Count	Percent	Count	Percent
.	Did not answer	13860	100.00	678	4.86	14096	100.00	12773	100.00		
A	Invalid multiple responses	.	.	1	0.01
C	Should be skipped	.	.	404	2.90
N	Valid skip	.	.	4683	33.56
1	Yes	.	.	2357	16.89
2	No	.	.	5831	41.79

Weighted											
Value	Formatted Value	Q1		Q2		Q3		Q4			
		Count	Percent	Count	Percent	Count	Percent	Count	Percent	Count	Percent
.	Did not answer	6508885	100.00	372117	5.59	6748042	100.00	6745737	100.00		
A	Invalid multiple responses	.	.	100	0.00
C	Should be skipped	.	.	177349	2.66
N	Valid skip	.	.	1844473	27.70
1	Yes	.	.	1434656	21.54
2	No	.	.	2830987	42.51

S02C04 - Doctor undrstnds how your health problems affect your daily life										
Unweighted										
Value	Formatted Value	Count	Q1 Percent	Count	Q2 Percent	Count	Q3 Percent	Count	Q4 Percent	Percent
.	Did not answer	13860	100.00	773	5.54	14096	100.00	12773	100.00	
A	Invalid multiple responses	.	.	6	0.04	
C	Should be skipped	.	.	530	3.80	
N	Don't have any hlth problems/prsnl doc	.	.	10388	74.44	
1	Yes	.	.	1972	14.13	
2	No	.	.	285	2.04	
Weighted										
Value	Formatted Value	Count	Q1 Percent	Count	Q2 Percent	Count	Q3 Percent	Count	Q4 Percent	Percent
.	Did not answer	6508885	100.00	427579	6.42	6748042	100.00	6745737	100.00	
A	Invalid multiple responses	.	.	3356	0.05	
C	Should be skipped	.	.	241369	3.62	
N	Don't have any hlth problems/prsnl doc	.	.	4611440	69.24	
1	Yes	.	.	1248679	18.75	
2	No	.	.	127259	1.91	

S02C05 - In last year: # of times you went to a specialist										
Unweighted										
Value	Formatted Value	Count	Q1 Percent	Count	Q2 Percent	Count	Q3 Percent	Count	Q4 Percent	Percent
.	Did not answer	13860	100.00	550	3.94	14096	100.00	12773	100.00	.
A	Invalid multiple responses	.	.	31	0.22
C	Should be skipped	.	.	1393	9.98
N	None	.	.	5413	38.79
1	1 time	.	.	1507	10.80
2	2 times	.	.	1629	11.67
3	3 times	.	.	1053	7.55
4	4 times	.	.	767	5.50
5	5 to 9 times	.	.	1065	7.63
6	10 or more times	.	.	546	3.91

Weighted										
Value	Formatted Value	Count	Q1 Percent	Count	Q2 Percent	Count	Q3 Percent	Count	Q4 Percent	Percent
.	Did not answer	6508885	100.00	313719	4.71	6748042	100.00	6745737	100.00	.
A	Invalid multiple responses	.	.	13003	0.20
C	Should be skipped	.	.	643710	9.67
N	None	.	.	2336344	35.08
1	1 time	.	.	716052	10.75
2	2 times	.	.	813926	12.22
3	3 times	.	.	563005	8.45
4	4 times	.	.	423516	6.36
5	5 to 9 times	.	.	559740	8.40
6	10 or more times	.	.	276668	4.15

S02C06 - In last year were any decisions made about your health care										
Unweighted										
Value	Formatted Value	Q1		Q2		Q3		Q4		
		Count	Percent	Count	Percent	Count	Percent	Count	Percent	
.	Did not answer	13860	100.00	217	1.56	14096	100.00	12773	100.00	
C	Should be skipped	.	.	284	2.04	
N	Valid skip	.	.	1299	9.31	
1	Yes	.	.	7961	57.05	
2	No	.	.	4193	30.05	
Weighted										
Value	Formatted Value	Q1		Q2		Q3		Q4		
		Count	Percent	Count	Percent	Count	Percent	Count	Percent	
.	Did not answer	6508885	100.00	126291	1.90	6748042	100.00	6745737	100.00	
C	Should be skipped	.	.	145638	2.19	
N	Valid skip	.	.	603840	9.07	
1	Yes	.	.	3948623	59.29	
2	No	.	.	1835290	27.56	

S02C07 - In last year: involved as much as you wanted with your health care decisions										
Unweighted										
Value	Formatted Value	Q1		Q2		Q3		Q4		
		Count	Percent	Count	Percent	Count	Percent	Count	Percent	
.	Did not answer	13860	100.00	624	4.47	14096	100.00	12773	100.00	
A	Invalid multiple responses	.	.	19	0.14	
C	Should be skipped	.	.	398	2.85	
N	No decisions were made in last 12 months	.	.	5467	39.18	
1	Never	.	.	226	1.62	
2	Sometimes	.	.	710	5.09	
3	Usually	.	.	2076	14.88	
4	Always	.	.	4434	31.78	
Weighted										
Value	Formatted Value	Q1		Q2		Q3		Q4		
		Count	Percent	Count	Percent	Count	Percent	Count	Percent	
.	Did not answer	6508885	100.00	342324	5.14	6748042	100.00	6745737	100.00	
A	Invalid multiple responses	.	.	9504	0.14	
C	Should be skipped	.	.	193679	2.91	
N	No decisions were made in last 12 months	.	.	2433935	36.55	
1	Never	.	.	107148	1.61	
2	Sometimes	.	.	306268	4.60	
3	Usually	.	.	1014387	15.23	
4	Always	.	.	2252438	33.82	

S02C08 - In last year: how much of a problem to agree on best care											
Unweighted											
Value	Formatted Value	Count	Q1 Percent	Count	Q2 Percent	Count	Q3 Percent	Count	Q4 Percent	Count	Percent
.	Did not answer	13860	100.00	625	4.48	14096	100.00	12773	100.00		
A	Invalid multiple responses	.	.	11	0.08
C	Should be skipped	.	.	384	2.75
N	No decisions were made in last 12 months	.	.	5490	39.34
1	A big problem	.	.	350	2.51
2	A small problem	.	.	1212	8.69
3	Not a problem	.	.	5882	42.15
Weighted											
Value	Formatted Value	Count	Q1 Percent	Count	Q2 Percent	Count	Q3 Percent	Count	Q4 Percent	Count	Percent
.	Did not answer	6508885	100.00	343769	5.16	6748042	100.00	6745737	100.00		
A	Invalid multiple responses	.	.	3830	0.06
C	Should be skipped	.	.	196590	2.95
N	No decisions were made in last 12 months	.	.	2443142	36.69
1	A big problem	.	.	142486	2.14
2	A small problem	.	.	542694	8.15
3	Not a problem	.	.	2987171	44.85

S02C09 - In last year: did you need special medical equipment											
Unweighted											
Value	Formatted Value	Count	Q1 Percent	Count	Q2 Percent	Count	Q3 Percent	Count	Q4 Percent	Count	Percent
.	Did not answer	13860	100.00	57	0.41	14096	100.00	12773	100.00		
1	Yes	.	.	1459	10.46
2	No	.	.	12438	89.14
Weighted											
Value	Formatted Value	Count	Q1 Percent	Count	Q2 Percent	Count	Q3 Percent	Count	Q4 Percent	Count	Percent
.	Did not answer	6508885	100.00	32227	0.48	6748042	100.00	6745737	100.00		
1	Yes	.	.	817551	12.28
2	No	.	.	5809904	87.24

S02C10 -										
In last year: How much of a problem was it to get special medical equipment										
Unweighted										
Value	Formatted Value	Q1		Q2		Q3		Q4		
		Count	Percent	Count	Percent	Count	Percent	Count	Percent	
.	Did not answer	13860	100.00	105	0.75	14096	100.00	12773	100.00	
A	Invalid multiple responses	.	.	4	0.03	
C	Should be skipped	.	.	1359	9.74	
N	Didn't need any special medical equipmnt	.	.	11079	79.40	
1	A big problem	.	.	143	1.02	
2	A small problem	.	.	158	1.13	
3	Not a problem	.	.	1106	7.93	
Weighted										
Value	Formatted Value	Q1		Q2		Q3		Q4		
		Count	Percent	Count	Percent	Count	Percent	Count	Percent	
.	Did not answer	6508885	100.00	58582	0.88	6748042	100.00	6745737	100.00	
A	Invalid multiple responses	.	.	3582	0.05	
C	Should be skipped	.	.	721377	10.83	
N	Didn't need any special medical equipmnt	.	.	5088527	76.41	
1	A big problem	.	.	75990	1.14	
2	A small problem	.	.	92422	1.39	
3	Not a problem	.	.	619203	9.30	

S02C11 -										
In last year: did you need special therapy										
Unweighted										
Value	Formatted Value	Q1		Q2		Q3		Q4		
		Count	Percent	Count	Percent	Count	Percent	Count	Percent	
.	Did not answer	13860	100.00	74	0.53	14096	100.00	12773	100.00	
1	Yes	.	.	2362	16.93	
2	No	.	.	11518	82.54	
Weighted										
Value	Formatted Value	Q1		Q2		Q3		Q4		
		Count	Percent	Count	Percent	Count	Percent	Count	Percent	
.	Did not answer	6508885	100.00	38517	0.58	6748042	100.00	6745737	100.00	
1	Yes	.	.	1140229	17.12	
2	No	.	.	5480935	82.30	

S02C12 - In last year: how much of a problem was it to get special therapy										
Unweighted										
Value	Formatted Value	Q1		Q2		Q3		Q4		
		Count	Percent	Count	Percent	Count	Percent	Count	Percent	
.	Did not answer	13860	100.00	132	0.95	14096	100.00	12773	100.00	
C	Should be skipped	.	.	1142	8.18	
N	Didn't need special therapy	.	.	10376	74.36	
1	A big problem	.	.	276	1.98	
2	A small problem	.	.	370	2.65	
3	Not a problem	.	.	1658	11.88	
Weighted										
Value	Formatted Value	Q1		Q2		Q3		Q4		
		Count	Percent	Count	Percent	Count	Percent	Count	Percent	
.	Did not answer	6508885	100.00	64835	0.97	6748042	100.00	6745737	100.00	
C	Should be skipped	.	.	610534	9.17	
N	Didn't need special therapy	.	.	4870402	73.13	
1	A big problem	.	.	121170	1.82	
2	A small problem	.	.	160410	2.41	
3	Not a problem	.	.	832330	12.50	

S02C13 - In last year: did you need home health care or assistance										
Unweighted										
Value	Formatted Value	Q1		Q2		Q3		Q4		
		Count	Percent	Count	Percent	Count	Percent	Count	Percent	
.	Did not answer	13860	100.00	106	0.76	14096	100.00	12773	100.00	
1	Yes	.	.	889	6.37	
2	No	.	.	12959	92.87	
Weighted										
Value	Formatted Value	Q1		Q2		Q3		Q4		
		Count	Percent	Count	Percent	Count	Percent	Count	Percent	
.	Did not answer	6508885	100.00	50539	0.76	6748042	100.00	6745737	100.00	
1	Yes	.	.	503376	7.56	
2	No	.	.	6105767	91.68	

S02C14 - In last year: how much of a problem to get care or assistance needed										
Unweighted										
Value	Formatted Value	Count	Q1 Percent	Count	Q2 Percent	Count	Q3 Percent	Count	Q4 Percent	Count
.	Did not answer	13860	100.00	120	0.86	14096	100.00	12773	100.00	
C	Should be skipped	.	.	991	7.10	
N	Didn't need home healthcare/assistance	.	.	11968	85.77	
1	A big problem	.	.	79	0.57	
2	A small problem	.	.	131	0.94	
3	Not a problem	.	.	665	4.77	
Weighted										
Value	Formatted Value	Count	Q1 Percent	Count	Q2 Percent	Count	Q3 Percent	Count	Q4 Percent	Count
.	Did not answer	6508885	100.00	59122	0.89	6748042	100.00	6745737	100.00	
C	Should be skipped	.	.	532727	8.00	
N	Didn't need home healthcare/assistance	.	.	5573039	83.68	
1	A big problem	.	.	48287	0.73	
2	A small problem	.	.	71249	1.07	
3	Not a problem	.	.	375257	5.63	

S02C15 - Need help with personal care needs										
Unweighted										
Value	Formatted Value	Count	Q1 Percent	Count	Q2 Percent	Count	Q3 Percent	Count	Q4 Percent	Count
.	Did not answer	13860	100.00	82	0.59	14096	100.00	12773	100.00	
A	Invalid multiple responses	.	.	4	0.03	
1	Yes	.	.	250	1.79	
2	No	.	.	13618	97.59	
Weighted										
Value	Formatted Value	Count	Q1 Percent	Count	Q2 Percent	Count	Q3 Percent	Count	Q4 Percent	Count
.	Did not answer	6508885	100.00	44495	0.67	6748042	100.00	6745737	100.00	
A	Invalid multiple responses	.	.	2216	0.03	
1	Yes	.	.	155711	2.34	
2	No	.	.	6457260	96.96	

S02C16 - Need help with routine needs										
Unweighted										
Value	Formatted Value	Q1		Q2		Q3		Q4		
		Count	Percent	Count	Percent	Count	Percent	Count	Percent	
.	Did not answer	13860	100.00	89	0.64	14096	100.00	12773	100.00	
A	Invalid multiple responses	.	.	2	0.01	
1	Yes	.	.	621	4.45	
2	No	.	.	13242	94.90	
Weighted										
Value	Formatted Value	Q1		Q2		Q3		Q4		
		Count	Percent	Count	Percent	Count	Percent	Count	Percent	
.	Did not answer	6508885	100.00	50480	0.76	6748042	100.00	6745737	100.00	
A	Invalid multiple responses	.	.	499	0.01	
1	Yes	.	.	385827	5.79	
2	No	.	.	6222875	93.44	

S02C17 - Physical or mental condition that interferes with independence										
Unweighted										
Value	Formatted Value	Q1		Q2		Q3		Q4		
		Count	Percent	Count	Percent	Count	Percent	Count	Percent	
.	Did not answer	13860	100.00	94	0.67	14096	100.00	12773	100.00	
A	Invalid multiple responses	.	.	6	0.04	
1	Yes	.	.	1206	8.64	
2	No	.	.	12648	90.64	
Weighted										
Value	Formatted Value	Q1		Q2		Q3		Q4		
		Count	Percent	Count	Percent	Count	Percent	Count	Percent	
.	Did not answer	6508885	100.00	53114	0.80	6748042	100.00	6745737	100.00	
A	Invalid multiple responses	.	.	3779	0.06	
1	Yes	.	.	697236	10.47	
2	No	.	.	5905552	88.68	

S02C18 - Rating of equipment, services, or help provision										
Unweighted										
Value	Formatted Value	Count	Q1 Percent	Count	Q2 Percent	Count	Q3 Percent	Count	Q4 Percent	Percent
.	Did not answer	13860	100.00	884	6.34	14096	100.00	12773	100.00	
A	Invalid multiple responses	.	.	30	0.21	
0	0	.	.	142	1.02	
1	1	.	.	119	0.85	
2	2	.	.	190	1.36	
3	3	.	.	282	2.02	
4	4	.	.	348	2.49	
5	5	.	.	1512	10.84	
6	6	.	.	909	6.51	
7	7	.	.	1904	13.64	
8	8	.	.	2689	19.27	
9	9	.	.	2285	16.38	
10	10	.	.	2660	19.06	
Weighted										
Value	Formatted Value	Count	Q1 Percent	Count	Q2 Percent	Count	Q3 Percent	Count	Q4 Percent	Percent
.	Did not answer	6508885	100.00	488940	7.34	6748042	100.00	6745737	100.00	
A	Invalid multiple responses	.	.	11021	0.17	
0	0	.	.	73688	1.11	
1	1	.	.	54572	0.82	
2	2	.	.	83945	1.26	
3	3	.	.	121935	1.83	
4	4	.	.	141209	2.12	
5	5	.	.	631239	9.48	
6	6	.	.	381744	5.73	
7	7	.	.	823200	12.36	
8	8	.	.	1200387	18.02	
9	9	.	.	1105564	16.60	
10	10	.	.	1542237	23.16	

S02C19 - In last year: patient overnight or longr										
Unweighted										
Value	Formatted Value	Count	Q1 Percent	Count	Q2 Percent	Count	Q3 Percent	Count	Q4 Percent	Percent
.	Did not answer	13860	100.00	71	0.51	14096	100.00	12773	100.00	
A	Invalid multiple responses	.	.	3	0.02	
1	Yes	.	.	1736	12.44	
2	No	.	.	12144	87.03	
Weighted										
Value	Formatted Value	Count	Q1 Percent	Count	Q2 Percent	Count	Q3 Percent	Count	Q4 Percent	Percent
.	Did not answer	6508885	100.00	36045	0.54	6748042	100.00	6745737	100.00	
A	Invalid multiple responses	.	.	2722	0.04	
1	Yes	.	.	935076	14.04	
2	No	.	.	5685839	85.38	

S02C20 - Have a Physical or mental condition that has lasted 3 months										
Unweighted										
Value	Formatted Value	Count	Q1 Percent	Count	Q2 Percent	Count	Q3 Percent	Count	Q4 Percent	Percent
.	Did not answer	13860	100.00	78	0.56	14096	100.00	12773	100.00	
1	Yes	.	.	7729	55.39	
2	No	.	.	6147	44.05	
Weighted										
Value	Formatted Value	Count	Q1 Percent	Count	Q2 Percent	Count	Q3 Percent	Count	Q4 Percent	Percent
.	Did not answer	6508885	100.00	42737	0.64	6748042	100.00	6745737	100.00	
1	Yes	.	.	3996768	60.01	
2	No	.	.	2620176	39.34	

S02C21 - In last year: seen Doctor more than twice										
Unweighted										
Value	Formatted Value	Count	Q1 Percent	Count	Q2 Percent	Count	Q3 Percent	Count	Q4 Percent	Percent
.	Did not answer	13860	100.00	420	3.01	14096	100.00	12773	100.00	.
A	Invalid multiple responses	.	.	43	0.31
C	Should be skipped	.	.	533	3.82
N	No conditions that have lasted 3 months	.	.	5771	41.36
1	Yes	.	.	5305	38.02
2	No	.	.	1882	13.49
Weighted										
Value	Formatted Value	Count	Q1 Percent	Count	Q2 Percent	Count	Q3 Percent	Count	Q4 Percent	Percent
.	Did not answer	6508885	100.00	242879	3.65	6748042	100.00	6745737	100.00	.
A	Invalid multiple responses	.	.	22085	0.33
C	Should be skipped	.	.	228914	3.44
N	No conditions that have lasted 3 months	.	.	2461749	36.96
1	Yes	.	.	2782127	41.78
2	No	.	.	921927	13.84

S02C22 - Taking prescription medications for at least 3 months											
Unweighted											
Value	Formatted Value	Count	Q1 Percent	Count	Q2 Percent	Count	Q3 Percent	Count	Q4 Percent	Count	Percent
.	Did not answer	13860	100.00	383	2.74	14096	100.00	12773	100.00		
A	Invalid multiple responses	.	.	20	0.14		
C	Should be skipped	.	.	511	3.66		
N	No conditions that have lasted 3 months	.	.	5743	41.16		
1	Yes	.	.	5262	37.71		
2	No	.	.	2035	14.58		
Weighted											
Value	Formatted Value	Count	Q1 Percent	Count	Q2 Percent	Count	Q3 Percent	Count	Q4 Percent	Count	Percent
.	Did not answer	6508885	100.00	208845	3.14	6748042	100.00	6745737	100.00		
A	Invalid multiple responses	.	.	11927	0.18		
C	Should be skipped	.	.	227211	3.41		
N	No conditions that have lasted 3 months	.	.	2448131	36.76		
1	Yes	.	.	2891235	43.41		
2	No	.	.	872332	13.10		

S02E01 - Received eyewear from military treatment facility											
Unweighted											
Value	Formatted Value	Count	Q1 Percent	Count	Q2 Percent	Count	Q3 Percent	Count	Q4 Percent	Count	Percent
.	Did not answer	13860	100.00	199	1.43	14096	100.00	12773	100.00		
1	Yes	.	.	4361	31.25		
2	No	.	.	9394	67.32		
Weighted											
Value	Formatted Value	Count	Q1 Percent	Count	Q2 Percent	Count	Q3 Percent	Count	Q4 Percent	Count	Percent
.	Did not answer	6508885	100.00	93226	1.40	6748042	100.00	6745737	100.00		
1	Yes	.	.	1957465	29.39		
2	No	.	.	4608991	69.21		

S02E02 - Received eyewear as soon as wanted										
Unweighted										
Value	Formatted Value	Q1		Q2		Q3		Q4		
		Count	Percent	Count	Percent	Count	Percent	Count	Percent	
.	Did not answer	13860	100.00	1770	12.68	14096	100.00	12773	100.00	
A	Invalid multiple responses	.	.	2	0.01	
N	Valid skip	.	.	9394	67.32	
1	Yes	.	.	1772	12.70	
2	No	.	.	1016	7.28	
Weighted										
Value	Formatted Value	Q1		Q2		Q3		Q4		
		Count	Percent	Count	Percent	Count	Percent	Count	Percent	
.	Did not answer	6508885	100.00	906069	13.61	6748042	100.00	6745737	100.00	
A	Invalid multiple responses	.	.	2251	0.03	
N	Valid skip	.	.	4608991	69.21	
1	Yes	.	.	713463	10.71	
2	No	.	.	428908	6.44	

S02E03 - Problem getting appealing eyeglass frames										
Unweighted										
Value	Formatted Value	Q1		Q2		Q3		Q4		
		Count	Percent	Count	Percent	Count	Percent	Count	Percent	
.	Missing/Unknown	13860	100.00	1882	13.49	14096	100.00	12773	100.00	
A	Invalid Multiple Responses	.	.	3	0.02	
N	Valid Skip	.	.	9394	67.32	
1	Big Problem	.	.	662	4.74	
2	A Small Problem	.	.	573	4.11	
3	Not a Problem	.	.	1440	10.32	
Weighted										
Value	Formatted Value	Q1		Q2		Q3		Q4		
		Count	Percent	Count	Percent	Count	Percent	Count	Percent	
.	Missing/Unknown	6508885	100.00	969465	14.56	6748042	100.00	6745737	100.00	
A	Invalid Multiple Responses	.	.	2005	0.03	
N	Valid Skip	.	.	4608991	69.21	
1	Big Problem	.	.	268067	4.03	
2	A Small Problem	.	.	227388	3.41	
3	Not a Problem	.	.	583766	8.77	

S02E04 - Problem getting correct eyewear prescription										
Unweighted										
Value	Formatted Value	Q1		Q2		Q3		Q4		
		Count	Percent	Count	Percent	Count	Percent	Count	Percent	
.	Missing/Unknown	13860	100.00	1811	12.98	14096	100.00	12773	100.00	
A	Invalid Multiple Responses	.	.	1	0.01	
N	Valid Skip	.	.	9394	67.32	
1	Big Problem	.	.	221	1.58	
2	A Small Problem	.	.	346	2.48	
3	Not a Problem	.	.	2181	15.63	
Weighted										
Value	Formatted Value	Q1		Q2		Q3		Q4		
		Count	Percent	Count	Percent	Count	Percent	Count	Percent	
.	Missing/Unknown	6508885	100.00	918997	13.80	6748042	100.00	6745737	100.00	
A	Invalid Multiple Responses	.	.	356	0.01	
N	Valid Skip	.	.	4608991	69.21	
1	Big Problem	.	.	101032	1.52	
2	A Small Problem	.	.	151277	2.27	
3	Not a Problem	.	.	879029	13.20	

S02E05 - Problem getting eyeglass frames that fit										
Unweighted										
Value	Formatted Value	Q1		Q2		Q3		Q4		
		Count	Percent	Count	Percent	Count	Percent	Count	Percent	
.	Missing/Unknown	13860	100.00	1275	9.14	14096	100.00	12773	100.00	
A	Invalid Multiple Responses	.	.	168	1.20	
N	Valid Skip	.	.	9394	67.32	
1	Big Problem	.	.	422	3.02	
2	A Small Problem	.	.	522	3.74	
3	Not a Problem	.	.	2173	15.57	
Weighted										
Value	Formatted Value	Q1		Q2		Q3		Q4		
		Count	Percent	Count	Percent	Count	Percent	Count	Percent	
.	Missing/Unknown	6508885	100.00	665713	10.00	6748042	100.00	6745737	100.00	
A	Invalid Multiple Responses	.	.	72478	1.09	
N	Valid Skip	.	.	4608991	69.21	
1	Big Problem	.	.	188245	2.83	
2	A Small Problem	.	.	219161	3.29	
3	Not a Problem	.	.	905093	13.59	

S02E06 - Do you wear Frame of Choice Eyewear										
Unweighted										
Value	Formatted Value	Count	Q1 Percent	Count	Q2 Percent	Count	Q3 Percent	Count	Q4 Percent	Percent
.	Missing/Unknown	13860	100.00	1526	10.94	14096	100.00	12773	100.00	
A	Invalid Multiple Responses	.	.	14	0.10	
C	Should be skipped	.	.	109	0.78	
N	I am not active Duty	.	.	10394	74.49	
1	Yes	.	.	1323	9.48	
2	No, Actv duty-don't wear Frame of Choice	.	.	588	4.21	
Weighted										
Value	Formatted Value	Count	Q1 Percent	Count	Q2 Percent	Count	Q3 Percent	Count	Q4 Percent	Percent
.	Missing/Unknown	6508885	100.00	776715	11.66	6748042	100.00	6745737	100.00	
A	Invalid Multiple Responses	.	.	8848	0.13	
C	Should be skipped	.	.	75615	1.14	
N	I am not active Duty	.	.	5115108	76.81	
1	Yes	.	.	460998	6.92	
2	No, Actv duty-don't wear Frame of Choice	.	.	222398	3.34	

S02E07 - Is Frame of Choice your preferred military eyewear											
Unweighted											
Value	Formatted Value	Q1		Q2		Q3		Q4			
		Count	Percent	Count	Percent	Count	Percent	Count	Percent	Count	Percent
.	Did not answer	13860	100.00	1492	10.69	14096	100.00	12773	100.00		
A	Invalid multiple responses	.	.	2	0.01
C	Should be skipped	.	.	1170	8.38
N	Valid skip	.	.	9921	71.10
1	Yes	.	.	943	6.76
2	No	.	.	426	3.05

Weighted											
Value	Formatted Value	Q1		Q2		Q3		Q4			
		Count	Percent	Count	Percent	Count	Percent	Count	Percent	Count	Percent
.	Did not answer	6508885	100.00	757827	11.38	6748042	100.00	6745737	100.00		
A	Invalid multiple responses	.	.	1021	0.02
C	Should be skipped	.	.	544080	8.17
N	Valid skip	.	.	4869042	73.11
1	Yes	.	.	331081	4.97
2	No	.	.	156632	2.35

S02E08 - Factors in decision to use military-issue eyewear										
Unweighted										
Value	Formatted Value	Q1		Q2		Q3		Q4		
		Count	Percent	Count	Percent	Count	Percent	Count	Percent	
.	Missing/Unknown	13860	100.00	2122	15.21	14096	100.00	12773	100.00	
A	Invalid Multiple Responses	.	.	33	0.24	
N	Valid Skip	.	.	9394	67.32	
1	Cost to you	.	.	1521	10.90	
2	Variety of eyeglass frames	.	.	341	2.44	
3	Convenience of location	.	.	107	0.77	
4	Timely delivery of eyewear	.	.	44	0.32	
5	Quality of eyeglass frame	.	.	110	0.79	
6	Quality of eye care	.	.	222	1.59	
7	Customer service	.	.	60	0.43	
Weighted										
Value	Formatted Value	Q1		Q2		Q3		Q4		
		Count	Percent	Count	Percent	Count	Percent	Count	Percent	
.	Missing/Unknown	6508885	100.00	1092958	16.41	6748042	100.00	6745737	100.00	
A	Invalid Multiple Responses	.	.	13463	0.20	
N	Valid Skip	.	.	4608991	69.21	
1	Cost to you	.	.	601336	9.03	
2	Variety of eyeglass frames	.	.	112708	1.69	
3	Convenience of location	.	.	44760	0.67	
4	Timely delivery of eyewear	.	.	21102	0.32	
5	Quality of eyeglass frame	.	.	37314	0.56	
6	Quality of eye care	.	.	98146	1.47	
7	Customer service	.	.	28902	0.43	

S02E09 - Would your recommend military-issue eyeglasses										
Unweighted										
Value	Formatted Value	Q1		Q2		Q3		Q4		
		Count	Percent	Count	Percent	Count	Percent	Count	Percent	
.	Did not answer	13860	100.00	1054	7.55	14096	100.00	12773	100.00	
A	Invalid multiple responses	.	.	4	0.03	
N	Valid skip	.	.	9394	67.32	
1	Yes	.	.	2011	14.41	
2	No	.	.	1491	10.69	
Weighted										
Value	Formatted Value	Q1		Q2		Q3		Q4		
		Count	Percent	Count	Percent	Count	Percent	Count	Percent	
.	Did not answer	6508885	100.00	523482	7.86	6748042	100.00	6745737	100.00	
A	Invalid multiple responses	.	.	1234	0.02	
N	Valid skip	.	.	4608991	69.21	
1	Yes	.	.	906780	13.62	
2	No	.	.	619195	9.30	

S02D01 - Last 12 months: care from dentist's office or dental clinic										
Unweighted										
Value	Formatted Value	Q1		Q2		Q3		Q4		
		Count	Percent	Count	Percent	Count	Percent	Count	Percent	
.	Did not answer	13860	100.00	13954	100.00	192	1.36	12773	100.00	
A	Invalid multiple responses	1	0.01	.	.	
1	Yes	9172	65.07	.	.	
2	No	4731	33.56	.	.	
Weighted										
Value	Formatted Value	Q1		Q2		Q3		Q4		
		Count	Percent	Count	Percent	Count	Percent	Count	Percent	
.	Did not answer	6508885	100.00	6659682	100.00	104376	1.55	6745737	100.00	
A	Invalid multiple responses	113	0.00	.	.	
1	Yes	4238519	62.81	.	.	
2	No	2405034	35.64	.	.	

S02D02 -										
Last 12 months: number of times to dentist's office or clinic for self										
Unweighted										
Value	Formatted Value	Q1		Q2		Q3		Q4		
		Count	Percent	Count	Percent	Count	Percent	Count	Percent	
.	Missing/Unknown	13860	100.00	13954	100.00	243	1.72	12773	100.00	
A	Invalid Multiple Responses	24	0.17	.	.	
C	Should be skipped	620	4.40	.	.	
N	Valid Skip	4111	29.16	.	.	
1	None	82	0.58	.	.	
2	1	2348	16.66	.	.	
3	2	3607	25.59	.	.	
4	3	1392	9.88	.	.	
5	4	896	6.36	.	.	
6	5 to 9	668	4.74	.	.	
7	10 or more	105	0.74	.	.	
Weighted										
Value	Formatted Value	Q1		Q2		Q3		Q4		
		Count	Percent	Count	Percent	Count	Percent	Count	Percent	
.	Missing/Unknown	6508885	100.00	6659682	100.00	131060	1.94	6745737	100.00	
A	Invalid Multiple Responses	13159	0.19	.	.	
C	Should be skipped	376612	5.58	.	.	
N	Valid Skip	2028422	30.06	.	.	
1	None	59569	0.88	.	.	
2	1	934268	13.85	.	.	
3	2	1693793	25.10	.	.	
4	3	669835	9.93	.	.	
5	4	466761	6.92	.	.	
6	5 to 9	325266	4.82	.	.	
7	10 or more	49297	0.73	.	.	

S02D03 - Last 12 months: rating of dental care											
Unweighted											
Value	Formatted Value	Q1		Q2		Q3		Q4		Count	Percent
		Count	Percent	Count	Percent	Count	Percent	Count	Percent		
.	Did not answer	13860	100.00	13954	100.00	251	1.78	12773	100.00		
A	Invalid multiple responses	30	0.21	.	.		
C	Should be skipped	355	2.52	.	.		
N	Didn't have any dental care in past year	4396	31.19	.	.		
0	0	71	0.50	.	.		
1	1	59	0.42	.	.		
2	2	118	0.84	.	.		
3	3	140	0.99	.	.		
4	4	173	1.23	.	.		
5	5	496	3.52	.	.		
6	6	513	3.64	.	.		
7	7	1060	7.52	.	.		
8	8	1945	13.80	.	.		
9	9	2048	14.53	.	.		
10	10	2441	17.32	.	.		
Weighted											
Value	Formatted Value	Q1		Q2		Q3		Q4		Count	Percent
		Count	Percent	Count	Percent	Count	Percent	Count	Percent		
.	Did not answer	6508885	100.00	6659682	100.00	139118	2.06	6745737	100.00		
A	Invalid multiple responses	26609	0.39	.	.		
C	Should be skipped	218894	3.24	.	.		
N	Didn't have any dental care in past year	2199519	32.59	.	.		
0	0	33748	0.50	.	.		
1	1	27983	0.41	.	.		
2	2	49043	0.73	.	.		
3	3	64990	0.96	.	.		
4	4	86644	1.28	.	.		
5	5	229664	3.40	.	.		
6	6	229005	3.39	.	.		
7	7	461135	6.83	.	.		
8	8	850031	12.60	.	.		
9	9	892179	13.22	.	.		
10	10	1239481	18.37	.	.		

S02M01 - Last 12 months: treatment or counseling for personal or family problem										
Unweighted										
Value	Formatted Value	Count	Q1 Percent	Count	Q2 Percent	Count	Q3 Percent	Count	Q4 Percent	Count
.	Did not answer	13860	100.00	13954	100.00	106	0.75	12773	100.00	
1	Yes	2348	16.66	.	.	.
2	No	11642	82.59	.	.	.
Weighted										
Value	Formatted Value	Count	Q1 Percent	Count	Q2 Percent	Count	Q3 Percent	Count	Q4 Percent	Count
.	Did not answer	6508885	100.00	6659682	100.00	49719	0.74	6745737	100.00	
1	Yes	1155563	17.12	.	.	.
2	No	5542760	82.14	.	.	.

S02M02 - Last 12 months: problem to get treatment or counseling needed										
Unweighted										
Value	Formatted Value	Count	Q1 Percent	Count	Q2 Percent	Count	Q3 Percent	Count	Q4 Percent	Count
.	Did not answer	13860	100.00	13954	100.00	218	1.55	12773	100.00	
A	Invalid multiple responses	11	0.08	.	.	.
C	Should be skipped	536	3.80	.	.	.
N	Didn't need to get treatment or counseling	11285	80.06	.	.	.
1	Big Problem	218	1.55	.	.	.
2	Small Problem	315	2.23	.	.	.
3	Not a problem	1513	10.73	.	.	.
Weighted										
Value	Formatted Value	Count	Q1 Percent	Count	Q2 Percent	Count	Q3 Percent	Count	Q4 Percent	Count
.	Did not answer	6508885	100.00	6659682	100.00	112148	1.66	6745737	100.00	
A	Invalid multiple responses	7018	0.10	.	.	.
C	Should be skipped	268366	3.98	.	.	.
N	Didn't need to get treatment or counseling	5367029	79.53	.	.	.
1	Big Problem	101126	1.50	.	.	.
2	Small Problem	131642	1.95	.	.	.
3	Not a problem	760713	11.27	.	.	.

S02M03 - Last 12 months: rating of treatment or counseling										
Unweighted										
Value	Formatted Value	Q1		Q2		Q3		Q4		Percent
		Count	Percent	Count	Percent	Count	Percent	Count	Percent	
.	Did not answer	13860	100.00	13954	100.00	315	2.23	12773	100.00	.
A	Invalid multiple responses	7	0.05	.	.	.
N	Valid Skip	11642	82.59	.	.	.
0	0	83	0.59	.	.	.
1	1	33	0.23	.	.	.
2	2	46	0.33	.	.	.
3	3	45	0.32	.	.	.
4	4	74	0.52	.	.	.
5	5	187	1.33	.	.	.
6	6	142	1.01	.	.	.
7	7	246	1.75	.	.	.
8	8	387	2.75	.	.	.
9	9	363	2.58	.	.	.
10	10	526	3.73	.	.	.
Weighted										
Value	Formatted Value	Q1		Q2		Q3		Q4		Percent
		Count	Percent	Count	Percent	Count	Percent	Count	Percent	
.	Did not answer	6508885	100.00	6659682	100.00	170818	2.53	6745737	100.00	.
A	Invalid multiple responses	6474	0.10	.	.	.
N	Valid Skip	5542760	82.14	.	.	.
0	0	44201	0.66	.	.	.
1	1	14846	0.22	.	.	.
2	2	17588	0.26	.	.	.
3	3	15998	0.24	.	.	.
4	4	36437	0.54	.	.	.
5	5	81986	1.21	.	.	.
6	6	60057	0.89	.	.	.
7	7	105417	1.56	.	.	.
8	8	189867	2.81	.	.	.
9	9	175831	2.61	.	.	.
10	10	285760	4.23	.	.	.

S02P01 - Last 12 months: new or refill prescription										
Unweighted										
Value	Formatted Value	Count	Q1 Percent	Count	Q2 Percent	Count	Q3 Percent	Count	Q4 Percent	Count
.	Did not answer	13860	100.00	13954	100.00	32	0.23	12773	100.00	
1	Yes	11986	85.03	.	.	.
2	No	2078	14.74	.	.	.
Weighted										
Value	Formatted Value	Count	Q1 Percent	Count	Q2 Percent	Count	Q3 Percent	Count	Q4 Percent	Count
.	Did not answer	6508885	100.00	6659682	100.00	14212	0.21	6745737	100.00	
1	Yes	5803416	86.00	.	.	.
2	No	930414	13.79	.	.	.

S02P02 - Last 12 months: problem to get prescription medicine										
Unweighted										
Value	Formatted Value	Count	Q1 Percent	Count	Q2 Percent	Count	Q3 Percent	Count	Q4 Percent	Count
.	Did not answer	13860	100.00	13954	100.00	596	4.23	12773	100.00	
A	Invalid multiple responses	17	0.12	.	.	.
C	Should be skipped	24	0.17	.	.	.
N	Didn't get any prscrpts in past year	2314	16.42	.	.	.
1	Big Problem	490	3.48	.	.	.
2	Small Problem	1558	11.05	.	.	.
3	Not a problem	9097	64.54	.	.	.
Weighted										
Value	Formatted Value	Count	Q1 Percent	Count	Q2 Percent	Count	Q3 Percent	Count	Q4 Percent	Count
.	Did not answer	6508885	100.00	6659682	100.00	327294	4.85	6745737	100.00	
A	Invalid multiple responses	8996	0.13	.	.	.
C	Should be skipped	13358	0.20	.	.	.
N	Didn't get any prscrpts in past year	1039850	15.41	.	.	.
1	Big Problem	236635	3.51	.	.	.
2	Small Problem	703496	10.43	.	.	.
3	Not a problem	4418412	65.48	.	.	.

S02P03 - Last 12 months: how often get prescription medicine needed										
Unweighted										
Value	Formatted Value	Q1		Q2		Q3		Q4		
		Count	Percent	Count	Percent	Count	Percent	Count	Percent	
.	Did not answer	13860	100.00	13954	100.00	440	3.12	12773	100.00	
A	Invalid multiple responses	22	0.16	.	.	
C	Should be skipped	13	0.09	.	.	
N	Didn't get any prscrptns in past year	2363	16.76	.	.	
1	Never	426	3.02	.	.	
2	Sometimes	768	5.45	.	.	
3	Usually	1926	13.66	.	.	
4	Always	8138	57.73	.	.	
Weighted										
Value	Formatted Value	Q1		Q2		Q3		Q4		
		Count	Percent	Count	Percent	Count	Percent	Count	Percent	
.	Did not answer	6508885	100.00	6659682	100.00	248762	3.69	6745737	100.00	
A	Invalid multiple responses	16260	0.24	.	.	
C	Should be skipped	7810	0.12	.	.	
N	Didn't get any prscrptns in past year	1053583	15.61	.	.	
1	Never	263867	3.91	.	.	
2	Sometimes	392216	5.81	.	.	
3	Usually	942306	13.96	.	.	
4	Always	3823238	56.66	.	.	

S02X01 - Rating of overall mental or emotional health										
Unweighted										
Value	Formatted Value	Count	Q1 Percent	Count	Q2 Percent	Count	Q3 Percent	Count	Q4 Percent	Percent
.	Did not answer	13860	100.00	13954	100.00	88	0.62	12773	100.00	.
A	Invalid multiple responses	15	0.11	.	.	.
1	Poor	158	1.12	.	.	.
2	Fair	976	6.92	.	.	.
3	Good	3274	23.23	.	.	.
4	Very Good	5235	37.14	.	.	.
5	Excellent	4350	30.86	.	.	.
Weighted										
Value	Formatted Value	Count	Q1 Percent	Count	Q2 Percent	Count	Q3 Percent	Count	Q4 Percent	Percent
.	Did not answer	6508885	100.00	6659682	100.00	46949	0.70	6745737	100.00	.
A	Invalid multiple responses	5712	0.08	.	.	.
1	Poor	97518	1.45	.	.	.
2	Fair	520327	7.71	.	.	.
3	Good	1686347	24.99	.	.	.
4	Very Good	2458792	36.44	.	.	.
5	Excellent	1932397	28.64	.	.	.

S02X02 - Rating of life overall										
Unweighted										
Value	Formatted Value	Count	Q1 Percent	Count	Q2 Percent	Count	Q3 Percent	Count	Q4 Percent	Percent
.	Did not answer	13860	100.00	13954	100.00	123	0.87	12773	100.00	
A	Invalid multiple responses	44	0.31	.	.	
0	0	21	0.15	.	.	
1	1	26	0.18	.	.	
2	2	58	0.41	.	.	
3	3	121	0.86	.	.	
4	4	223	1.58	.	.	
5	5	755	5.36	.	.	
6	6	752	5.33	.	.	
7	7	1920	13.62	.	.	
8	8	3753	26.62	.	.	
9	9	3535	25.08	.	.	
10	10	2765	19.62	.	.	
Weighted										
Value	Formatted Value	Count	Q1 Percent	Count	Q2 Percent	Count	Q3 Percent	Count	Q4 Percent	Percent
.	Did not answer	6508885	100.00	6659682	100.00	62228	0.92	6745737	100.00	
A	Invalid multiple responses	28402	0.42	.	.	
0	0	16415	0.24	.	.	
1	1	18879	0.28	.	.	
2	2	37612	0.56	.	.	
3	3	77564	1.15	.	.	
4	4	120091	1.78	.	.	
5	5	381109	5.65	.	.	
6	6	387484	5.74	.	.	
7	7	920298	13.64	.	.	
8	8	1738065	25.76	.	.	
9	9	1608531	23.84	.	.	
10	10	1351366	20.03	.	.	

S02T01 - Knowledge on medical services covered by TFL										
Unweighted										
Value	Formatted Value	Count	Q1 Percent	Count	Q2 Percent	Count	Q3 Percent	Count	Q4 Percent	Percent
.	Did not answer	13860	100.00	13954	100.00	14096	100.00	92	0.72	
A	Invalid multiple responses	3	0.02	
C	Should be skipped	4548	35.61	
N	Valid skip	5965	46.70	
1	Just about everything I need to know	413	3.23	
2	Most of what I need to know	785	6.15	
3	Some of what I need to know	446	3.49	
4	Little of what I need to know	210	1.64	
5	Almost nothing of what I need to know	311	2.43	
Weighted										
Value	Formatted Value	Count	Q1 Percent	Count	Q2 Percent	Count	Q3 Percent	Count	Q4 Percent	Percent
.	Did not answer	6508885	100.00	6659682	100.00	6748042	100.00	67394	1.00	
A	Invalid multiple responses	2725	0.04	
C	Should be skipped	2262054	33.53	
N	Valid skip	2723407	40.37	
1	Just about everything I need to know	334333	4.96	
2	Most of what I need to know	621131	9.21	
3	Some of what I need to know	335885	4.98	
4	Little of what I need to know	157153	2.33	
5	Almost nothing of what I need to know	241655	3.58	

S02T02 - Knowledge on cost of medical services										
Unweighted										
Value	Formatted Value	Count	Q1 Percent	Count	Q2 Percent	Count	Q3 Percent	Count	Q4 Percent	Percent
.	Did not answer	13860	100.00	13954	100.00	14096	100.00	97	0.76	
A	Invalid multiple responses	6	0.05	
C	Should be skipped	4520	35.39	
N	Valid skip	5993	46.92	
1	Just about everything I need to know	487	3.81	
2	Most of what I need to know	740	5.79	
3	Some of what I need to know	430	3.37	
4	Little of what I need to know	241	1.89	
5	Almost nothing of what I need to know	259	2.03	
Weighted										
Value	Formatted Value	Count	Q1 Percent	Count	Q2 Percent	Count	Q3 Percent	Count	Q4 Percent	Percent
.	Did not answer	6508885	100.00	6659682	100.00	6748042	100.00	68109	1.01	
A	Invalid multiple responses	3169	0.05	
C	Should be skipped	2249340	33.34	
N	Valid skip	2736121	40.56	
1	Just about everything I need to know	396973	5.88	
2	Most of what I need to know	587824	8.71	
3	Some of what I need to know	330287	4.90	
4	Little of what I need to know	183916	2.73	
5	Almost nothing of what I need to know	189999	2.82	

S02T03 - Knowledge on supplemental or Medigap coverage											
Unweighted											
Value	Formatted Value	Q1		Q2		Q3		Q4			
		Count	Percent	Count	Percent	Count	Percent	Count	Percent	Count	Percent
.	Did not answer	13860	100.00	13954	100.00	14096	100.00	135	1.06		
A	Invalid multiple responses	4	0.03		
C	Should be skipped	4456	34.89		
N	Valid skip	6057	47.42		
1	Just about everything I need to know	327	2.56		
2	Most of what I need to know	428	3.35		
3	Some of what I need to know	321	2.51		
4	Little of what I need to know	377	2.95		
5	Almost nothing of what I need to know	668	5.23		
Weighted											
Value	Formatted Value	Q1		Q2		Q3		Q4			
		Count	Percent	Count	Percent	Count	Percent	Count	Percent	Count	Percent
.	Did not answer	6508885	100.00	6659682	100.00	6748042	100.00	104914	1.56		
A	Invalid multiple responses	3966	0.06		
C	Should be skipped	2218296	32.88		
N	Valid skip	2767165	41.02		
1	Just about everything I need to know	279864	4.15		
2	Most of what I need to know	330508	4.90		
3	Some of what I need to know	253037	3.75		
4	Little of what I need to know	304134	4.51		
5	Almost nothing of what I need to know	483853	7.17		

S02T04 - Knowledge on getting medical services at a MTF										
Unweighted										
Value	Formatted Value	Count	Q1 Percent	Count	Q2 Percent	Count	Q3 Percent	Count	Q4 Percent	Percent
.	Did not answer	13860	100.00	13954	100.00	14096	100.00	125	0.98	
A	Invalid multiple responses	3	0.02	
C	Should be skipped	4483	35.10	
N	Valid skip	6030	47.21	
1	Just about everything I need to know	389	3.05	
2	Most of what I need to know	476	3.73	
3	Some of what I need to know	364	2.85	
4	Little of what I need to know	337	2.64	
5	Almost nothing of what I need to know	566	4.43	
Weighted										
Value	Formatted Value	Count	Q1 Percent	Count	Q2 Percent	Count	Q3 Percent	Count	Q4 Percent	Percent
.	Did not answer	6508885	100.00	6659682	100.00	6748042	100.00	89432	1.33	
A	Invalid multiple responses	570	0.01	
C	Should be skipped	2223446	32.96	
N	Valid skip	2762015	40.94	
1	Just about everything I need to know	266569	3.95	
2	Most of what I need to know	322036	4.77	
3	Some of what I need to know	276636	4.10	
4	Little of what I need to know	285749	4.24	
5	Almost nothing of what I need to know	519285	7.70	

S02T05 - Knowledge on choosing a health care provider										
Unweighted										
Value	Formatted Value	Count	Q1 Percent	Count	Q2 Percent	Count	Q3 Percent	Count	Q4 Percent	Percent
.	Did not answer	13860	100.00	13954	100.00	14096	100.00	116	0.91	
A	Invalid multiple responses	3	0.02	
C	Should be skipped	4549	35.61	
N	Valid skip	5964	46.69	
1	Just about everything I need to know	672	5.26	
2	Most of what I need to know	749	5.86	
3	Some of what I need to know	379	2.97	
4	Little of what I need to know	178	1.39	
5	Almost nothing of what I need to know	163	1.28	
Weighted										
Value	Formatted Value	Count	Q1 Percent	Count	Q2 Percent	Count	Q3 Percent	Count	Q4 Percent	Percent
.	Did not answer	6508885	100.00	6659682	100.00	6748042	100.00	90993	1.35	
A	Invalid multiple responses	2211	0.03	
C	Should be skipped	2268067	33.62	
N	Valid skip	2717394	40.28	
1	Just about everything I need to know	548520	8.13	
2	Most of what I need to know	587300	8.71	
3	Some of what I need to know	298212	4.42	
4	Little of what I need to know	123944	1.84	
5	Almost nothing of what I need to know	109096	1.62	

S02T06 - Last 12 months:amnt of healthcare gotten from a MTF											
Unweighted											
Value	Formatted Value	Q1		Q2		Q3		Q4			
		Count	Percent	Count	Percent	Count	Percent	Count	Percent	Count	Percent
.	Did not answer	13860	100.00	13954	100.00	14096	100.00	135	1.06		
A	Invalid multiple responses	9	0.07		
C	Should be skipped	4485	35.11		
N	Valid skip	6028	47.19		
1	None of my healthcare	1203	9.42		
2	Some, but not most of my healthcare	205	1.60		
3	Most, but not all of my healthcare	177	1.39		
4	All of my healthcare	292	2.29		
5	Didn't get any healthcare in past year	239	1.87		
Weighted											
Value	Formatted Value	Q1		Q2		Q3		Q4			
		Count	Percent	Count	Percent	Count	Percent	Count	Percent	Count	Percent
.	Did not answer	6508885	100.00	6659682	100.00	6748042	100.00	104381	1.55		
A	Invalid multiple responses	10870	0.16		
C	Should be skipped	2231188	33.08		
N	Valid skip	2754272	40.83		
1	None of my healthcare	1108063	16.43		
2	Some, but not most of my healthcare	115477	1.71		
3	Most, but not all of my healthcare	79482	1.18		
4	All of my healthcare	153682	2.28		
5	Didn't get any healthcare in past year	188320	2.79		

S02T07 - Last 12 months:no. of visits to a doctor at a MTF										
Unweighted										
Value	Formatted Value	Count	Q1 Percent	Count	Q2 Percent	Count	Q3 Percent	Count	Q4 Percent	Percent
.	Did not answer	13860	100.00	13954	100.00	14096	100.00	123	0.96	
A	Invalid multiple responses	8	0.06	
C	Should be skipped	4475	35.03	
N	Valid Skip	6038	47.27	
1	None	1391	10.89	
2	1	113	0.88	
3	2	120	0.94	
4	3	121	0.95	
5	4	117	0.92	
6	5 to 9	186	1.46	
7	10 or more	81	0.63	
Weighted										
Value	Formatted Value	Count	Q1 Percent	Count	Q2 Percent	Count	Q3 Percent	Count	Q4 Percent	Percent
.	Did not answer	6508885	100.00	6659682	100.00	6748042	100.00	89660	1.33	
A	Invalid multiple responses	7759	0.12	
C	Should be skipped	2231386	33.08	
N	Valid Skip	2754075	40.83	
1	None	1263886	18.74	
2	1	57911	0.86	
3	2	66545	0.99	
4	3	67598	1.00	
5	4	56974	0.84	
6	5 to 9	92427	1.37	
7	10 or more	57516	0.85	

S02T08 - Last 12 months:num nights as a patient at a MTF										
Unweighted										
Value	Formatted Value	Count	Q1 Percent	Count	Q2 Percent	Count	Q3 Percent	Count	Q4 Percent	Percent
.	Did not answer	13860	100.00	13954	100.00	14096	100.00	115	0.90	
A	Invalid multiple responses	3	0.02	
C	Should be skipped	4491	35.16	
N	Valid Skip	6022	47.15	
1	None	2054	16.08	
2	1	31	0.24	
3	2 to 4	27	0.21	
4	5 to 7	13	0.10	
5	8 to 9	3	0.02	
6	10 or more	14	0.11	
Weighted										
Value	Formatted Value	Count	Q1 Percent	Count	Q2 Percent	Count	Q3 Percent	Count	Q4 Percent	Percent
.	Did not answer	6508885	100.00	6659682	100.00	6748042	100.00	86683	1.29	
A	Invalid multiple responses	3187	0.05	
C	Should be skipped	2240303	33.21	
N	Valid Skip	2745158	40.69	
1	None	1622024	24.05	
2	1	18870	0.28	
3	2 to 4	15911	0.24	
4	5 to 7	5725	0.08	
5	8 to 9	1355	0.02	
6	10 or more	6522	0.10	

S02T09A - Last 12 months:Emrgncy care from emergency room at a MTF											
Unweighted											
Value	Formatted Value	Count	Q1 Percent	Count	Q2 Percent	Count	Q3 Percent	Count	Q4 Percent	Count	Percent
.	Did not answer	13860	100.00	13954	100.00	14096	100.00
C	Should be skipped	10513	82.31	.	.
1	Marked	167	1.31	.	.
2	Not Marked	2093	16.39	.	.
Weighted											
Value	Formatted Value	Count	Q1 Percent	Count	Q2 Percent	Count	Q3 Percent	Count	Q4 Percent	Count	Percent
.	Did not answer	6508885	100.00	6659682	100.00	6748042	100.00
C	Should be skipped	4985461	73.91	.	.
1	Marked	75721	1.12	.	.
2	Not Marked	1684555	24.97	.	.

S02T09B - Last 12 months:Urgent care from other room at a MTF											
Unweighted											
Value	Formatted Value	Count	Q1 Percent	Count	Q2 Percent	Count	Q3 Percent	Count	Q4 Percent	Count	Percent
.	Did not answer	13860	100.00	13954	100.00	14096	100.00
C	Should be skipped	10513	82.31	.	.
1	Marked	75	0.59	.	.
2	Not Marked	2185	17.11	.	.
Weighted											
Value	Formatted Value	Count	Q1 Percent	Count	Q2 Percent	Count	Q3 Percent	Count	Q4 Percent	Count	Percent
.	Did not answer	6508885	100.00	6659682	100.00	6748042	100.00
C	Should be skipped	4985461	73.91	.	.
1	Marked	44237	0.66	.	.
2	Not Marked	1716039	25.44	.	.

S02T09C - Last 12 months:Preventive care, eg prostate exam at MTF											
Unweighted											
Value	Formatted Value	Count	Q1 Percent	Count	Q2 Percent	Count	Q3 Percent	Count	Q4 Percent	Count	Percent
.	Did not answer	13860	100.00	13954	100.00	14096	100.00
C	Should be skipped	10513	82.31	.	.
1	Marked	280	2.19	.	.
2	Not Marked	1980	15.50	.	.
Weighted											
Value	Formatted Value	Count	Q1 Percent	Count	Q2 Percent	Count	Q3 Percent	Count	Q4 Percent	Count	Percent
.	Did not answer	6508885	100.00	6659682	100.00	6748042	100.00
C	Should be skipped	4985461	73.91	.	.
1	Marked	130856	1.94	.	.
2	Not Marked	1629420	24.15	.	.

S02T09D - Last 12 months:Routine care, eg physical at MTF											
Unweighted											
Value	Formatted Value	Count	Q1 Percent	Count	Q2 Percent	Count	Q3 Percent	Count	Q4 Percent	Count	Percent
.	Did not answer	13860	100.00	13954	100.00	14096	100.00
C	Should be skipped	10513	82.31	.	.
1	Marked	374	2.93	.	.
2	Not Marked	1886	14.77	.	.
Weighted											
Value	Formatted Value	Count	Q1 Percent	Count	Q2 Percent	Count	Q3 Percent	Count	Q4 Percent	Count	Percent
.	Did not answer	6508885	100.00	6659682	100.00	6748042	100.00
C	Should be skipped	4985461	73.91	.	.
1	Marked	184372	2.73	.	.
2	Not Marked	1575904	23.36	.	.

S02T09E - Last 12 months:Overnight hospital care at MTF										
Unweighted										
Value	Formatted Value	Count	Q1 Percent	Count	Q2 Percent	Count	Q3 Percent	Count	Q4 Percent	Count
.	Did not answer	13860	100.00	13954	100.00	14096	100.00	.	.	.
C	Should be skipped	10513	82.31	.
1	Marked	77	0.60	.
2	Not Marked	2183	17.09	.
Weighted										
Value	Formatted Value	Count	Q1 Percent	Count	Q2 Percent	Count	Q3 Percent	Count	Q4 Percent	Count
.	Did not answer	6508885	100.00	6659682	100.00	6748042	100.00	.	.	.
C	Should be skipped	4985461	73.91	.
1	Marked	39697	0.59	.
2	Not Marked	1720579	25.51	.

S02T09F - Last 12 months:Labs and x-rays at MTF										
Unweighted										
Value	Formatted Value	Count	Q1 Percent	Count	Q2 Percent	Count	Q3 Percent	Count	Q4 Percent	Count
.	Did not answer	13860	100.00	13954	100.00	14096	100.00	.	.	.
C	Should be skipped	10513	82.31	.
1	Marked	521	4.08	.
2	Not Marked	1739	13.61	.
Weighted										
Value	Formatted Value	Count	Q1 Percent	Count	Q2 Percent	Count	Q3 Percent	Count	Q4 Percent	Count
.	Did not answer	6508885	100.00	6659682	100.00	6748042	100.00	.	.	.
C	Should be skipped	4985461	73.91	.
1	Marked	249949	3.71	.
2	Not Marked	1510328	22.39	.

S02T09G - Last 12 months:Outpatnt Surgery/Diagnostic procedure at MTF										
Unweighted										
Value	Formatted Value	Count	Q1 Percent	Count	Q2 Percent	Count	Q3 Percent	Count	Q4 Percent	Percent
.	Did not answer	13860	100.00	13954	100.00	14096	100.00	.	.	.
C	Should be skipped	10513	82.31	.
1	Marked	113	0.88	.
2	Not Marked	2147	16.81	.
Weighted										
Value	Formatted Value	Count	Q1 Percent	Count	Q2 Percent	Count	Q3 Percent	Count	Q4 Percent	Percent
.	Did not answer	6508885	100.00	6659682	100.00	6748042	100.00	.	.	.
C	Should be skipped	4985461	73.91	.
1	Marked	56936	0.84	.
2	Not Marked	1703340	25.25	.

S02T09H - Last 12 months:Care from a specialist at MTF										
Unweighted										
Value	Formatted Value	Count	Q1 Percent	Count	Q2 Percent	Count	Q3 Percent	Count	Q4 Percent	Percent
.	Did not answer	13860	100.00	13954	100.00	14096	100.00	.	.	.
C	Should be skipped	10513	82.31	.
1	Marked	250	1.96	.
2	Not Marked	2010	15.74	.
Weighted										
Value	Formatted Value	Count	Q1 Percent	Count	Q2 Percent	Count	Q3 Percent	Count	Q4 Percent	Percent
.	Did not answer	6508885	100.00	6659682	100.00	6748042	100.00	.	.	.
C	Should be skipped	4985461	73.91	.
1	Marked	132937	1.97	.
2	Not Marked	1627340	24.12	.

S02T10 - Last 12 months:Where most prscrptns are filled											
Unweighted											
Value	Formatted Value	Q1		Q2		Q3		Q4			
		Count	Percent	Count	Percent	Count	Percent	Count	Percent	Count	Percent
.	Did not answer	13860	100.00	13954	100.00	14096	100.00	136	1.06		
A	Invalid multiple responses	98	0.77		
C	Should be skipped	4485	35.11		
N	Havn't filled any prscrptns in past year	6127	47.97		
1	At military pharmacies	1123	8.79		
2	At civilian pharmacies in TRICARE	432	3.38		
3	At civilian pharmacies outside TRICARE	235	1.84		
4	At National Mail Order Pharmacy (NMOP)	137	1.07		
Weighted											
Value	Formatted Value	Q1		Q2		Q3		Q4			
		Count	Percent	Count	Percent	Count	Percent	Count	Percent	Count	Percent
.	Did not answer	6508885	100.00	6659682	100.00	6748042	100.00	121265	1.80		
A	Invalid multiple responses	81487	1.21		
C	Should be skipped	2211106	32.78		
N	Havn't filled any prscrptns in past year	2853209	42.30		
1	At military pharmacies	643208	9.54		
2	At civilian pharmacies in TRICARE	459477	6.81		
3	At civilian pharmacies outside TRICARE	220224	3.26		
4	At National Mail Order Pharmacy (NMOP)	155762	2.31		

S02T11 - Last 12 months:Quantity of Health Care from MTF										
Unweighted										
Value	Formatted Value	Count	Q1 Percent	Count	Q2 Percent	Count	Q3 Percent	Count	Q4 Percent	Percent
.	Did not answer	13860	100.00	13954	100.00	14096	100.00	133	1.04	
A	Invalid multiple responses	16	0.13	
C	Should be skipped	4312	33.76	
N	Valid skip	6320	49.48	
1	None of my healthcare	1331	10.42	
2	Some, but not most of my healthcare	197	1.54	
3	Most, but not all of my healthcare	153	1.20	
4	All of my healthcare	311	2.43	
Weighted										
Value	Formatted Value	Count	Q1 Percent	Count	Q2 Percent	Count	Q3 Percent	Count	Q4 Percent	Percent
.	Did not answer	6508885	100.00	6659682	100.00	6748042	100.00	101998	1.51	
A	Invalid multiple responses	17535	0.26	
C	Should be skipped	2164229	32.08	
N	Valid skip	2913508	43.19	
1	None of my healthcare	1210864	17.95	
2	Some, but not most of my healthcare	123056	1.82	
3	Most, but not all of my healthcare	65886	0.98	
4	All of my healthcare	148661	2.20	

S02T12 - Last 12 months:Problem getting Health Care from MTF										
Unweighted										
Value	Formatted Value	Count	Q1 Percent	Count	Q2 Percent	Count	Q3 Percent	Count	Q4 Percent	Count
.	Did not answer	13860	100.00	13954	100.00	14096	100.00	716	5.61	
A	Invalid multiple responses	1	0.01	
C	Should be skipped	4306	33.71	
N	Didn't get any prscrptns in past year	6207	48.59	
1	Big Problem	352	2.76	
2	Small Problem	212	1.66	
3	Not a problem	979	7.66	
Weighted										
Value	Formatted Value	Count	Q1 Percent	Count	Q2 Percent	Count	Q3 Percent	Count	Q4 Percent	Count
.	Did not answer	6508885	100.00	6659682	100.00	6748042	100.00	664211	9.85	
A	Invalid multiple responses	1651	0.02	
C	Should be skipped	1953504	28.96	
N	Didn't get any prscrptns in past year	3031957	44.95	
1	Big Problem	289215	4.29	
2	Small Problem	129907	1.93	
3	Not a problem	675292	10.01	

FLAG_FIN - Final Disposition										
Unweighted										
Value	Formatted Value	Count	Q1 Percent	Count	Q2 Percent	Count	Q3 Percent	Count	Q4 Percent	Count
1	Returned survey	13860	100.00	13954	100.00	14096	100.00	12773	100.00	
Weighted										
Value	Formatted Value	Count	Q1 Percent	Count	Q2 Percent	Count	Q3 Percent	Count	Q4 Percent	Count
1	Returned survey	6508885	100.00	6659682	100.00	6748042	100.00	6745737	100.00	

DUPFLAG - Multiple Response Indicator										
Unweighted										
Value	Formatted Value	Count	Q1 Percent	Count	Q2 Percent	Count	Q3 Percent	Count	Q4 Percent	
NO	NO	13646	98.46	13823	99.06	13936	98.86	12671	99.20	
YES	YES	214	1.54	131	0.94	160	1.14	102	0.80	
Weighted										
Value	Formatted Value	Count	Q1 Percent	Count	Q2 Percent	Count	Q3 Percent	Count	Q4 Percent	
NO	NO	6426859	98.74	6588873	98.94	6685135	99.07	6693721	99.23	
YES	YES	82025	1.26	70808	1.06	62907	0.93	52016	0.77	

N1 - Coding Scheme Note 1										
Unweighted										
Value	Formatted Value	Count	Q1 Percent	Count	Q2 Percent	Count	Q3 Percent	Count	Q4 Percent	
1	1	11477	82.81	11079	79.40	12909	91.58	11794	92.34	
2	2	63	0.45	50	0.36	173	1.23	129	1.01	
3	3	215	1.55	201	1.44	388	2.75	348	2.72	
4	4	435	3.14	384	2.75	119	0.84	80	0.63	
5	5	1569	11.32	2059	14.76	447	3.17	380	2.98	
6	6	101	0.73	181	1.30	60	0.43	42	0.33	
Weighted										
Value	Formatted Value	Count	Q1 Percent	Count	Q2 Percent	Count	Q3 Percent	Count	Q4 Percent	
1	1	4826629	74.15	4737653	71.14	6059623	89.80	6139192	91.01	
2	2	37846	0.58	30684	0.46	93413	1.38	70580	1.05	
3	3	114414	1.76	109386	1.64	191162	2.83	195562	2.90	
4	4	344687	5.30	272862	4.10	63717	0.94	52641	0.78	
5	5	1129985	17.36	1378099	20.69	296391	4.39	247974	3.68	
6	6	55324	0.85	130998	1.97	43737	0.65	39787	0.59	

N2 - Coding Scheme Note 2										
Unweighted										
Value	Formatted Value	Q1		Q2		Q3		Q4		
		Count	Percent	Count	Percent	Count	Percent	Count	Percent	
1	1	7814	56.38	7667	54.94	8035	57.00	7481	58.57	
2	2	160	1.15	163	1.17	131	0.93	160	1.25	
3	3	651	4.70	725	5.20	734	5.21	673	5.27	
4	4	4962	35.80	5182	37.14	4952	35.13	4259	33.34	
5	5	1	0.01	.	.	1	0.01	.	.	
6	6	265	1.91	213	1.53	236	1.67	197	1.54	
7	7	6	0.04	3	0.02	7	0.05	2	0.02	
8	8	1	0.01	1	0.01	.	.	1	0.01	

Weighted										
Value	Formatted Value	Q1		Q2		Q3		Q4		
		Count	Percent	Count	Percent	Count	Percent	Count	Percent	
1	1	3214387	49.38	3227427	48.46	3418791	50.66	3500538	51.89	
2	2	68789	1.06	72779	1.09	54946	0.81	85607	1.27	
3	3	446805	6.86	480958	7.22	459782	6.81	449779	6.67	
4	4	2625027	40.33	2748910	41.28	2673346	39.62	2590696	38.40	
5	5	324	0.00	.	.	1417	0.02	.	.	
6	6	150400	2.31	127227	1.91	137487	2.04	117892	1.75	
7	7	2961	0.05	1888	0.03	2273	0.03	687	0.01	
8	8	191	0.00	493	0.01	.	.	538	0.01	

N3 - Coding Scheme Note 3										
Unweighted										
Value	Formatted Value	Q1		Q2		Q3		Q4		
		Count	Percent	Count	Percent	Count	Percent	Count	Percent	
1	1	7343	52.98	8202	58.78	7988	56.67	7415	58.05	
2	2	57	0.41	29	0.21	55	0.39	35	0.27	
3	3	659	4.75	558	4.00	671	4.76	609	4.77	
4	4	5578	40.25	5057	36.24	5182	36.76	4541	35.55	
5	5	219	1.58	107	0.77	199	1.41	171	1.34	
6	6	4	0.03	1	0.01	1	0.01	2	0.02	

Weighted										
Value	Formatted Value	Q1		Q2		Q3		Q4		
		Count	Percent	Count	Percent	Count	Percent	Count	Percent	
1	1	4071285	62.55	4339267	65.16	4266940	63.23	4334117	64.25	
2	2	26430	0.41	12007	0.18	27016	0.40	18656	0.28	
3	3	250609	3.85	239314	3.59	266327	3.95	263746	3.91	
4	4	2044027	31.40	2009626	30.18	2083057	30.87	2027310	30.05	
5	5	114207	1.75	59279	0.89	104156	1.54	101409	1.50	
6	6	2326	0.04	189	0.00	547	0.01	500	0.01	

N4 - Coding Scheme Note 4

		Unweighted							
Value	Formatted Value	Q1		Q2		Q3		Q4	
		Count	Percent	Count	Percent	Count	Percent	Count	Percent
1	1	9706	70.03	5087	36.46	9269	65.76	7866	61.58
2	2	14	0.10	1401	10.04	68	0.48	32	0.25
3	3	584	4.21	31	0.22	638	4.53	716	5.61
4	4	3392	24.47	956	6.85	3822	27.11	3949	30.92
5	5	161	1.16	5798	41.55	294	2.09	205	1.60
6	6	3	0.02	.	.	5	0.04	5	0.04
7	7	.	.	678	4.86
8	8	.	.	1	0.01
9	9	.	.	2	0.01

		Weighted							
Value	Formatted Value	Q1		Q2		Q3		Q4	
		Count	Percent	Count	Percent	Count	Percent	Count	Percent
1	1	3073745	47.22	2021822	30.36	3412579	50.57	3154741	46.77
2	2	23275	0.36	847450	12.73	58490	0.87	24449	0.36
3	3	403514	6.20	17501	0.26	418550	6.20	448849	6.65
4	4	2885032	44.32	587206	8.82	2635117	39.05	2974427	44.09
5	5	121966	1.87	2812973	42.24	219868	3.26	141340	2.10
6	6	1353	0.02	.	.	3439	0.05	1931	0.03
7	7	.	.	372117	5.59
8	8	.	.	100	0.00
9	9	.	.	513	0.01

N5 - Coding Scheme Note 5

		Unweighted							
Value	Formatted Value	Q1		Q2		Q3		Q4	
		Count	Percent	Count	Percent	Count	Percent	Count	Percent
1	1	6781	48.92	8933	64.02	3895	27.63	3986	31.21
2	2	51	0.37	18	0.13	8634	61.25	7504	58.75
3	3	386	2.78	463	3.32	1567	11.12	1283	10.04
4	4	6518	47.03	4327	31.01
5	5	.	.	202	1.45
6	6	119	0.86	11	0.08
7	7	1	0.01
8	8	4	0.03

		Weighted							
Value	Formatted Value	Q1		Q2		Q3		Q4	
		Count	Percent	Count	Percent	Count	Percent	Count	Percent
1	1	3393968	52.14	3076633	46.20	2697046	39.97	3000806	44.48
2	2	22119	0.34	16833	0.25	3213105	47.62	3031208	44.94
3	3	197703	3.04	288668	4.33	837891	12.42	713722	10.58
4	4	2824790	43.40	3131874	47.03
5	5	.	.	139792	2.10
6	6	68594	1.05	5882	0.09
7	7	212	0.00
8	8	1497	0.02

N6 - Coding Scheme Note 6										
Unweighted										
Value	Formatted Value	Count	Q1 Percent	Count	Q2 Percent	Count	Q3 Percent	Count	Q4 Percent	Percent
1	1	6711	48.42	6978	50.01	7012	49.74	6600	51.67	
2	2	23	0.17	85	0.61	50	0.35	33	0.26	
3	3	471	3.40	553	3.96	441	3.13	365	2.86	
4	4	6602	47.63	6292	45.09	6446	45.73	5635	44.12	
5	5	50	0.36	1	0.01	1	0.01	.	.	
6	6	3	0.02	43	0.31	139	0.99	136	1.06	
7	7	3	0.02	1	0.01	
8	8	.	.	2	0.01	4	0.03	3	0.02	

Weighted										
Value	Formatted Value	Count	Q1 Percent	Count	Q2 Percent	Count	Q3 Percent	Count	Q4 Percent	Percent
1	1	3440449	52.86	3487693	52.37	3517208	52.12	3644082	54.02	
2	2	19048	0.29	50170	0.75	22501	0.33	18518	0.27	
3	3	263023	4.04	317744	4.77	211488	3.13	194549	2.88	
4	4	2761396	42.43	2773361	41.64	2910563	43.13	2795197	41.44	
5	5	24496	0.38	377	0.01	2096	0.03	.	.	
6	6	473	0.01	29864	0.45	81568	1.21	91866	1.36	
7	7	994	0.01	299	0.00	
8	8	.	.	471	0.01	1624	0.02	1225	0.02	

N7 - Coding Scheme Note 7										
Unweighted										
Value	Formatted Value	Count	Q1 Percent	Count	Q2 Percent	Count	Q3 Percent	Count	Q4 Percent	Percent
1	1	7536	54.37	6869	49.23	7011	49.74	6557	51.33	
2	2	32	0.23	113	0.81	34	0.24	36	0.28	
3	3	318	2.29	254	1.82	524	3.72	442	3.46	
4	4	5807	41.90	6570	47.08	6491	46.05	5705	44.66	
5	5	.	.	148	1.06	34	0.24	32	0.25	
6	6	163	1.18	.	.	2	0.01	1	0.01	
8	8	4	0.03	

Weighted										
Value	Formatted Value	Count	Q1 Percent	Count	Q2 Percent	Count	Q3 Percent	Count	Q4 Percent	Percent
1	1	3523078	54.13	3537100	53.11	3575249	52.98	3661357	54.28	
2	2	12278	0.19	43589	0.65	22759	0.34	16838	0.25	
3	3	188549	2.90	125741	1.89	302010	4.48	258155	3.83	
4	4	2689405	41.32	2870132	43.10	2831146	41.96	2789365	41.35	
5	5	.	.	83120	1.25	16087	0.24	19525	0.29	
6	6	94794	1.46	.	.	791	0.01	498	0.01	
8	8	780	0.01	

N8 - Coding Scheme Note 8										
Unweighted										
Value	Formatted Value	Count	Q1 Percent	Count	Q2 Percent	Count	Q3 Percent	Count	Q4 Percent	
1	1	10571	76.27	6683	47.89	7839	55.61	7307	57.21	
2	2	37	0.27	.	.	53	0.38	34	0.27	
3	3	333	2.40	220	1.58	343	2.43	282	2.21	
4	4	2794	20.16	8	0.06	5684	40.32	5016	39.27	
5	5	124	0.89	6567	47.06	
6	6	1	0.01	470	3.37	173	1.23	127	0.99	
7	7	.	.	6	0.04	2	0.01	.	.	
8	8	2	0.01	7	0.05	

Weighted										
Value	Formatted Value	Count	Q1 Percent	Count	Q2 Percent	Count	Q3 Percent	Count	Q4 Percent	
1	1	4978291	76.48	2913721	43.75	3767062	55.82	3881337	57.54	
2	2	17058	0.26	.	.	30053	0.45	21832	0.32	
3	3	191210	2.94	111333	1.67	172713	2.56	161456	2.39	
4	4	1252448	19.24	5631	0.08	2670161	39.57	2600849	38.56	
5	5	69115	1.06	3352906	50.35	
6	6	763	0.01	273040	4.10	104333	1.55	77173	1.14	
7	7	.	.	3049	0.05	1546	0.02	.	.	
8	8	2174	0.03	3089	0.05	

N9 - Coding Scheme Note 9										
Unweighted										
Value	Formatted Value	Count	Q1 Percent	Count	Q2 Percent	Count	Q3 Percent	Count	Q4 Percent	
1	1	5702	41.14	7494	53.71	10951	77.69	10256	80.29	
2	2	21	0.15	41	0.29	39	0.28	34	0.27	
3	3	912	6.58	418	3.00	352	2.50	305	2.39	
4	4	7097	51.20	5789	41.49	2612	18.53	2062	16.14	
5	5	126	0.91	1	0.01	138	0.98	115	0.90	
6	6	2	0.01	210	1.50	4	0.03	1	0.01	
8	8	.	.	1	0.01	

Weighted										
Value	Formatted Value	Count	Q1 Percent	Count	Q2 Percent	Count	Q3 Percent	Count	Q4 Percent	
1	1	2637059	40.51	3621934	54.39	5233845	77.56	5379330	79.74	
2	2	8386	0.13	22650	0.34	19526	0.29	16814	0.25	
3	3	435543	6.69	197622	2.97	168853	2.50	194729	2.89	
4	4	3353910	51.53	2696760	40.49	1240375	18.38	1078610	15.99	
5	5	73124	1.12	180	0.00	82675	1.23	75125	1.11	
6	6	863	0.01	120379	1.81	2768	0.04	1129	0.02	
8	8	.	.	157	0.00	

2002 HEALTH CARE SURVEY OF DOD BENEFICIARIES – FINAL

N10 - Coding Scheme Note 10										
Unweighted										
Value	Formatted Value	Count	Q1 Percent	Count	Q2 Percent	Count	Q3 Percent	Count	Q4 Percent	
1	1	1667	12.03	10738	76.95	5735	40.69	5113	40.03	
2	2	556	4.01	39	0.28	13	0.09	10	0.08	
3	3	10	0.07	359	2.57	926	6.57	826	6.47	
4	4	11603	83.72	2668	19.12	7287	51.70	6698	52.44	
5	5	20	0.14	147	1.05	131	0.93	123	0.96	
6	6	4	0.03	3	0.02	4	0.03	3	0.02	

Weighted										
Value	Formatted Value	Count	Q1 Percent	Count	Q2 Percent	Count	Q3 Percent	Count	Q4 Percent	
1	1	747654	11.49	5128014	77.00	2716320	40.25	2702952	40.07	
2	2	284133	4.37	26269	0.39	7555	0.11	6213	0.09	
3	3	3327	0.05	183420	2.75	470772	6.98	463183	6.87	
4	4	5456745	83.84	1239890	18.62	3474691	51.49	3497567	51.85	
5	5	8267	0.13	81653	1.23	75788	1.12	74932	1.11	
6	6	8759	0.13	435	0.01	2917	0.04	891	0.01	

N11 - Coding Scheme Note 11										
Unweighted										
Value	Formatted Value	Count	Q1 Percent	Count	Q2 Percent	Count	Q3 Percent	Count	Q4 Percent	
1	1	5679	40.97	5627	40.33	1594	11.31	1283	10.04	
2	2	69	0.50	21	0.15	469	3.33	355	2.78	
3	3	204	1.47	787	5.64	3	0.02	6	0.05	
4	4	6869	49.56	7374	52.85	11801	83.72	10932	85.59	
5	5	386	2.78	145	1.04	22	0.16	30	0.23	
6	6	653	4.71	.	.	1	0.01	.	.	
7	7	206	1.46	167	1.31	

Weighted										
Value	Formatted Value	Count	Q1 Percent	Count	Q2 Percent	Count	Q3 Percent	Count	Q4 Percent	
1	1	3243269	49.83	2663854	40.00	738624	10.95	683770	10.14	
2	2	40355	0.62	13254	0.20	235396	3.49	194861	2.89	
3	3	100647	1.55	402877	6.05	3643	0.05	2461	0.04	
4	4	2695533	41.41	3501349	52.58	5635281	83.51	5746898	85.19	
5	5	193451	2.97	78347	1.18	15605	0.23	15834	0.23	
6	6	235629	3.62	.	.	355	0.01	.	.	
7	7	119139	1.77	101914	1.51	

N12 - Coding Scheme Note 12										
Unweighted										
Value	Formatted Value	Count	Q1 Percent	Count	Q2 Percent	Count	Q3 Percent	Count	Q4 Percent	Percent
.	12773	100.00
1	1	4326	31.21	1575	11.29	8951	63.50	.	.	.
2	2	39	0.28	450	3.22	194	1.38	.	.	.
3	3	394	2.84	6	0.04	64	0.45	.	.	.
4	4	8880	64.07	11882	85.15	4537	32.19	.	.	.
5	5	219	1.58	39	0.28	143	1.01	.	.	.
6	6	2	0.01	2	0.01	14	0.10	.	.	.
7	7	192	1.36	.	.	.
8	8	1	0.01	.	.	.
Weighted										
Value	Formatted Value	Count	Q1 Percent	Count	Q2 Percent	Count	Q3 Percent	Count	Q4 Percent	Percent
.	6745737	100.00
1	1	2324316	35.71	746682	11.21	4088465	60.59	.	.	.
2	2	23867	0.37	276225	4.15	89767	1.33	.	.	.
3	3	235379	3.62	2488	0.04	40089	0.59	.	.	.
4	4	3796179	58.32	5612690	84.28	2315267	34.31	.	.	.
5	5	126670	1.95	21290	0.32	102046	1.51	.	.	.
6	6	2473	0.04	307	0.00	7919	0.12	.	.	.
7	7	104376	1.55	.	.	.
8	8	113	0.00	.	.	.

N13 - Coding Scheme Note 13										
Unweighted										
Value	Formatted Value	Count	Q1 Percent	Count	Q2 Percent	Count	Q3 Percent	Count	Q4 Percent	
.	12773 100.00
1	1	5007	36.13	1583	11.34	1383	9.81	.	.	.
2	2	31	0.22	7359	52.74	19	0.13	.	.	.
3	3	382	2.76	15	0.11	965	6.85	.	.	.
4	4	8256	59.57	602	4.31	11620	82.43	.	.	.
5	5	1	0.01	4176	29.93	106	0.75	.	.	.
6	6	181	1.31	217	1.56	3	0.02	.	.	.
7	7	2	0.01	2	0.01

Weighted										
Value	Formatted Value	Count	Q1 Percent	Count	Q2 Percent	Count	Q3 Percent	Count	Q4 Percent	
.	6745737 100.00
1	1	2325843	35.73	749477	11.25	604591	8.96	.	.	.
2	2	12861	0.20	3618240	54.33	9134	0.14	.	.	.
3	3	190052	2.92	16053	0.24	550972	8.16	.	.	.
4	4	3881760	59.64	330383	4.96	5530142	81.95	.	.	.
5	5	922	0.01	1817491	27.29	49719	0.74	.	.	.
6	6	96950	1.49	126291	1.90	3484	0.05	.	.	.
7	7	495	0.01	1746	0.03

N14 - Coding Scheme Note 14										
Unweighted										
Value	Formatted Value	Count	Q1 Percent	Count	Q2 Percent	Count	Q3 Percent	Count	Q4 Percent	
.	12773 100.00
1	1	2048	14.78	1249	8.95	11360	80.59	.	.	.
2	2	9	0.06	40	0.29	1	0.01	.	.	.
3	3	476	3.43	209	1.50	626	4.44	.	.	.
4	4	11156	80.49	12397	88.84	2075	14.72	.	.	.
5	5	171	1.23	1	0.01	32	0.23	.	.	.
6	6	.	.	57	0.41	2	0.01	.	.	.
8	8	.	.	1	0.01

Weighted										
Value	Formatted Value	Count	Q1 Percent	Count	Q2 Percent	Count	Q3 Percent	Count	Q4 Percent	
.	6745737 100.00
1	1	927954	14.26	708169	10.63	5493052	81.40	.	.	.
2	2	2946	0.05	26200	0.39	319	0.00	.	.	.
3	3	241291	3.71	109193	1.64	310365	4.60	.	.	.
4	4	5237301	80.46	5783592	86.84	929660	13.78	.	.	.
5	5	99392	1.53	189	0.00	14212	0.21	.	.	.
6	6	.	.	32227	0.48	435	0.01	.	.	.
8	8	.	.	111	0.00

N15 - Coding Scheme Note 15										
Unweighted										
Value	Formatted Value	Q1		Q2		Q3		Q4		
		Count	Percent	Count	Percent	Count	Percent	Count	Percent	
1	1	3707	26.75	2145	15.37	6740	47.81	6178	48.37	
2	2	24	0.17	23	0.16	53	0.38	64	0.50	
3	3	643	4.64	217	1.56	179	1.27	193	1.51	
4	4	9265	66.85	11495	82.38	1410	10.00	1124	8.80	
5	5	220	1.59	.	.	5173	36.70	4612	36.11	
6	6	1	0.01	74	0.53	541	3.84	602	4.71	

Weighted										
Value	Formatted Value	Q1		Q2		Q3		Q4		
		Count	Percent	Count	Percent	Count	Percent	Count	Percent	
1	1	1602892	24.63	1027268	15.43	3629831	53.79	3673768	54.46	
2	2	10766	0.17	10222	0.15	21240	0.31	33707	0.50	
3	3	371862	5.71	112961	1.70	84215	1.25	84297	1.25	
4	4	4400045	67.60	5470713	82.15	552004	8.18	488597	7.24	
5	5	123222	1.89	.	.	2225634	32.98	2175031	32.24	
6	6	97	0.00	38517	0.58	235119	3.48	290338	4.30	

N16 - Coding Scheme Note 16										
Unweighted										
Value	Formatted Value	Q1		Q2		Q3		Q4		
		Count	Percent	Count	Percent	Count	Percent	Count	Percent	
.	.	13860	100.00	
1	1	.	.	185	1.33	4554	32.31	4368	34.20	
2	2	.	.	22	0.16	36	0.26	30	0.23	
3	3	.	.	704	5.05	410	2.91	455	3.56	
4	4	.	.	12936	92.70	8807	62.48	7772	60.85	
6	6	.	.	106	0.76	287	2.04	146	1.14	
8	8	.	.	1	0.01	2	0.01	2	0.02	

Weighted										
Value	Formatted Value	Q1		Q2		Q3		Q4		
		Count	Percent	Count	Percent	Count	Percent	Count	Percent	
.	.	6508885	100.00	
1	1	.	.	133777	2.01	2331587	34.55	2520231	37.36	
2	2	.	.	7749	0.12	29613	0.44	15966	0.24	
3	3	.	.	369599	5.55	228366	3.38	243965	3.62	
4	4	.	.	6097606	91.56	4018607	59.55	3894561	57.73	
6	6	.	.	50539	0.76	138200	2.05	70222	1.04	
8	8	.	.	412	0.01	1670	0.02	792	0.01	

N17 - Coding Scheme Note 17										
Unweighted										
Value	Formatted Value	Count	Q1 Percent	Count	Q2 Percent	Count	Q3 Percent	Count	Q4 Percent	Percent
.	.	13860	100.00
1	1	.	.	6423	46.03	5148	36.52	4570	35.78	.
2	2	.	.	67	0.48	45	0.32	27	0.21	.
3	3	.	.	153	1.10	440	3.12	423	3.31	.
4	4	.	.	1492	10.69	8299	58.87	7588	59.41	.
5	5	.	.	5372	38.50
6	6	.	.	447	3.20	161	1.14	160	1.25	.
7	7	2	0.01	1	0.01	.
8	8	1	0.01	4	0.03	.

Weighted										
Value	Formatted Value	Count	Q1 Percent	Count	Q2 Percent	Count	Q3 Percent	Count	Q4 Percent	Percent
.	.	6508885	100.00
1	1	.	.	3570250	53.61	2461040	36.47	2405778	35.66	.
2	2	.	.	32713	0.49	30064	0.45	12914	0.19	.
3	3	.	.	58400	0.88	253872	3.76	233184	3.46	.
4	4	.	.	572422	8.60	3910078	57.94	4003190	59.34	.
5	5	.	.	2240770	33.65
6	6	.	.	185127	2.78	90728	1.34	86130	1.28	.
7	7	795	0.01	1763	0.03	.
8	8	1465	0.02	2778	0.04	.

2002 HEALTH CARE SURVEY OF DOD BENEFICIARIES – FINAL

N18 - Coding Scheme Note 18										
Unweighted										
Value	Formatted Value	Count	Q1 Percent	Count	Q2 Percent	Count	Q3 Percent	Count	Q4 Percent	
.	.	13860	100.00
1	1	.	.	4191	30.03	2028	14.39	1856	14.53	.
2	2	.	.	29	0.21	14	0.10	12	0.09	.
3	3	.	.	381	2.73	333	2.36	329	2.58	.
4	4	.	.	9204	65.96	11566	82.05	10420	81.58	.
5	5	155	1.10	153	1.20	.
6	6	.	.	147	1.05	.	.	3	0.02	.
8	8	.	.	2	0.01

Weighted										
Value	Formatted Value	Count	Q1 Percent	Count	Q2 Percent	Count	Q3 Percent	Count	Q4 Percent	
.	.	6508885	100.00
1	1	.	.	2195561	32.97	1031146	15.28	980986	14.54	.
2	2	.	.	18023	0.27	8485	0.13	5304	0.08	.
3	3	.	.	218231	3.28	184768	2.74	187000	2.77	.
4	4	.	.	4142410	62.20	5444355	80.68	5491740	81.41	.
5	5	79289	1.17	76922	1.14	.
6	6	.	.	84945	1.28	.	.	3785	0.06	.
8	8	.	.	510	0.01

N19 - Coding Scheme Note 19										
Unweighted										
Value	Formatted Value	Count	Q1 Percent	Count	Q2 Percent	Count	Q3 Percent	Count	Q4 Percent	
.	.	13860	100.00
1	1	.	.	4895	35.08	3686	26.15	3244	25.40	.
2	2	.	.	59	0.42	20	0.14	20	0.16	.
3	3	.	.	641	4.59	759	5.38	734	5.75	.
4	4	.	.	8253	59.14	9462	67.13	8618	67.47	.
6	6	.	.	106	0.76	168	1.19	155	1.21	.
7	7	1	0.01	2	0.02	.

Weighted										
Value	Formatted Value	Count	Q1 Percent	Count	Q2 Percent	Count	Q3 Percent	Count	Q4 Percent	
.	.	6508885	100.00
1	1	.	.	2360213	35.44	1667742	24.71	1577090	23.38	.
2	2	.	.	30667	0.46	13948	0.21	9770	0.14	.
3	3	.	.	340380	5.11	434741	6.44	447270	6.63	.
4	4	.	.	3868823	58.09	4550628	67.44	4627212	68.59	.
6	6	.	.	59598	0.89	79552	1.18	83806	1.24	.
7	7	1431	0.02	590	0.01	.

N20 - Coding Scheme Note 20											
Unweighted											
Value	Formatted Value	Count	Q1 Percent	Count	Q2 Percent	Count	Q3 Percent	Count	Q4 Percent	Count	Percent
.	.	13860	100.00	.	.	14096	100.00	12773	100.00	.	.
1	1	.	.	2045	14.66
2	2	.	.	18	0.13
3	3	.	.	308	2.21
4	4	.	.	11467	82.18
5	5	.	.	116	0.83

Weighted											
Value	Formatted Value	Count	Q1 Percent	Count	Q2 Percent	Count	Q3 Percent	Count	Q4 Percent	Count	Percent
.	.	6508885	100.00	.	.	6748042	100.00	6745737	100.00	.	.
1	1	.	.	1025176	15.39
2	2	.	.	9430	0.14
3	3	.	.	179389	2.69
4	4	.	.	5394102	81.00
5	5	.	.	51584	0.77

N21 - Coding Scheme Note 21											
Unweighted											
Value	Formatted Value	Count	Q1 Percent	Count	Q2 Percent	Count	Q3 Percent	Count	Q4 Percent	Count	Percent
.	.	13860	100.00	.	.	14096	100.00	12773	100.00	.	.
1	1	.	.	3587	25.71
2	2	.	.	20	0.14
3	3	.	.	675	4.84
4	4	.	.	9463	67.82
6	6	.	.	208	1.49
7	7	.	.	1	0.01

Weighted											
Value	Formatted Value	Count	Q1 Percent	Count	Q2 Percent	Count	Q3 Percent	Count	Q4 Percent	Count	Percent
.	.	6508885	100.00	.	.	6748042	100.00	6745737	100.00	.	.
1	1	.	.	1650357	24.78
2	2	.	.	12556	0.19
3	3	.	.	404655	6.08
4	4	.	.	4488168	67.39
6	6	.	.	103826	1.56
7	7	.	.	119	0.00

N22 - Coding Scheme Note 22											
Unweighted											
Value	Formatted Value	Count	Q1 Percent	Count	Q2 Percent	Count	Q3 Percent	Count	Q4 Percent	Count	Percent
.	.	.	.	13954	100.00	14096	100.00	12773	100.00	.	.
1	1	12218	88.15
2	2	106	0.76
3	3	1536	11.08
Weighted											
Value	Formatted Value	Count	Q1 Percent	Count	Q2 Percent	Count	Q3 Percent	Count	Q4 Percent	Count	Percent
.	.	.	.	6659682	100.00	6748042	100.00	6745737	100.00	.	.
1	1	4866131	74.76
2	2	52843	0.81
3	3	1589910	24.43

2002 HEALTH CARE SURVEY OF DOD BENEFICIARIES – FINAL

N24 -
Coding Scheme Note 24

Unweighted										
Value	Formatted Value	Q1		Q2		Q3		Q4		Percent
		Count	Percent	Count	Percent	Count	Percent	Count	Percent	
1	1	211	1.52	218	1.56	266	1.89	221	1.73	
2	2	2047	14.77	2033	14.57	2089	14.82	1786	13.98	
3	3	850	6.13	951	6.82	907	6.43	759	5.94	
4	4	2354	16.98	2438	17.47	2438	17.30	2428	19.01	
5	5	407	2.94	379	2.72	373	2.65	361	2.83	
6	6	3	0.02	2	0.01	10	0.07	1	0.01	
7	7	3	0.02	10	0.07	5	0.04	8	0.06	
8	8	2	0.01	.	.	1	0.01	1	0.01	
9	9	137	0.99	134	0.96	126	0.89	231	1.81	
10	10	18	0.13	16	0.11	16	0.11	7	0.05	
11	11	27	0.19	27	0.19	41	0.29	21	0.16	
12	12	81	0.58	102	0.73	117	0.83	96	0.75	
13	13	103	0.74	93	0.67	112	0.79	104	0.81	
14	14	162	1.17	181	1.30	157	1.11	149	1.17	
15	15	482	3.48	449	3.22	599	4.25	541	4.24	
16	16	4	0.03	5	0.04	.	.	1	0.01	
17	17	2	0.01	8	0.06	4	0.03	2	0.02	
18	18	17	0.12	137	0.98	28	0.20	11	0.09	
19	19	6871	49.57	6606	47.34	6691	47.47	5898	46.18	
20	20	.	.	1	0.01	
21	21	3	0.02	1	0.01	2	0.01	6	0.05	
22	22	3	0.02	2	0.01	2	0.01	2	0.02	
24	24	.	.	1	0.01	.	.	3	0.02	
25	25	.	.	6	0.04	.	.	3	0.02	
26	26	72	0.52	154	1.10	112	0.79	133	1.04	
29	29	1	0.01	

Weighted										
Value	Formatted Value	Q1		Q2		Q3		Q4		Percent
		Count	Percent	Count	Percent	Count	Percent	Count	Percent	
1	1	91208	1.40	112732	1.69	117992	1.75	113252	1.68	
2	2	990780	15.22	986646	14.82	1021842	15.14	944679	14.00	
3	3	531377	8.16	535961	8.05	515377	7.64	469289	6.96	
4	4	1413461	21.72	1330690	19.98	1341596	19.88	1415935	20.99	
5	5	169631	2.61	162494	2.44	166188	2.46	190817	2.83	
6	6	493	0.01	1556	0.02	6619	0.10	2178	0.03	
7	7	2092	0.03	2404	0.04	2934	0.04	6861	0.10	
8	8	1182	0.02	.	.	406	0.01	109	0.00	
9	9	79306	1.22	59428	0.89	73642	1.09	141779	2.10	
10	10	9688	0.15	9361	0.14	9203	0.14	2375	0.04	
11	11	5740	0.09	12306	0.18	25164	0.37	7065	0.10	
12	12	30110	0.46	60305	0.91	63232	0.94	60582	0.90	
13	13	63347	0.97	53310	0.80	51259	0.76	55007	0.82	
14	14	115084	1.77	101074	1.52	85214	1.26	80125	1.19	
15	15	250853	3.85	219345	3.29	299652	4.44	284043	4.21	
16	16	1190	0.02	2904	0.04	.	.	1566	0.02	
17	17	700	0.01	4856	0.07	621	0.01	754	0.01	
18	18	4661	0.07	84830	1.27	11037	0.16	3320	0.05	
19	19	2701243	41.50	2848770	42.78	2891448	42.85	2887712	42.81	
20	20	.	.	368	0.01	
21	21	763	0.01	77	0.00	559	0.01	4581	0.07	
22	22	477	0.01	1220	0.02	420	0.01	2620	0.04	
24	24	.	.	411	0.01	.	.	2920	0.04	
25	25	.	.	4444	0.07	.	.	869	0.01	
26	26	43780	0.67	64190	0.96	63638	0.94	67299	1.00	
29	29	1721	0.03	

N25A - Coding Scheme Note 25A										
Unweighted										
Value	Formatted Value	Count	Q1 Percent	Count	Q2 Percent	Count	Q3 Percent	Count	Q4 Percent	Percent
1	1	6	0.04	.	.	4	0.03	3	0.02	
2	2	11	0.08	48	0.34	16	0.11	55	0.43	
3	3	9	0.06	7	0.05	7	0.05	7	0.05	
4	4	18	0.13	50	0.36	14	0.10	42	0.33	
5	5	8	0.06	8	0.06	8	0.06	13	0.10	
6	6	24	0.17	21	0.15	151	1.07	24	0.19	
9	9	5651	40.77	6013	43.09	6010	42.64	5463	42.77	
10	10	.	.	1	0.01	.	.	1	0.01	
11	11	24	0.17	14	0.10	17	0.12	11	0.09	
12	12	1023	7.38	708	5.07	749	5.31	688	5.39	
13	13	17	0.12	30	0.21	32	0.23	28	0.22	
14	14	6619	47.76	6661	47.74	6637	47.08	6028	47.19	
15	15	3	0.02	2	0.02	
16	16	23	0.17	21	0.15	23	0.16	22	0.17	
17	17	425	3.07	363	2.60	419	2.97	381	2.98	
18	18	2	0.01	9	0.06	6	0.04	5	0.04	
Weighted										
Value	Formatted Value	Count	Q1 Percent	Count	Q2 Percent	Count	Q3 Percent	Count	Q4 Percent	Percent
1	1	1036	0.02	.	.	1429	0.02	561	0.01	
2	2	3617	0.06	21787	0.33	7071	0.10	24525	0.36	
3	3	16155	0.25	2848	0.04	6113	0.09	3751	0.06	
4	4	17962	0.28	22684	0.34	6834	0.10	23274	0.35	
5	5	3517	0.05	6355	0.10	2958	0.04	8780	0.13	
6	6	15848	0.24	14654	0.22	76624	1.14	16709	0.25	
9	9	2725519	41.87	2982866	44.79	2943399	43.62	2964578	43.95	
10	10	.	.	1527	0.02	.	.	488	0.01	
11	11	30178	0.46	7134	0.11	11998	0.18	8335	0.12	
12	12	549641	8.44	390420	5.86	423358	6.27	407950	6.05	
13	13	4362	0.07	8445	0.13	22773	0.34	25446	0.38	
14	14	2942105	45.20	3021709	45.37	3046875	45.15	3059248	45.35	
15	15	2829	0.04	418	0.01	
16	16	13947	0.21	9836	0.15	7575	0.11	9412	0.14	
17	17	183733	2.82	162692	2.44	185901	2.75	188161	2.79	
18	18	1263	0.02	6726	0.10	2305	0.03	4100	0.06	

N25B - Coding Scheme Note 25B										
Unweighted										
Value	Formatted Value	Count	Q1 Percent	Count	Q2 Percent	Count	Q3 Percent	Count	Q4 Percent	Count
1	1	6750	48.70	6830	48.95	6840	48.52	6254	48.96	
2	2	454	3.28	385	2.76	446	3.16	409	3.20	
3	3	6656	48.02	6739	48.29	6810	48.31	6110	47.84	
Weighted										
Value	Formatted Value	Count	Q1 Percent	Count	Q2 Percent	Count	Q3 Percent	Count	Q4 Percent	Count
1	1	3347334	51.43	3420752	51.37	3420263	50.69	3442533	51.03	
2	2	198717	3.05	178095	2.67	194905	2.89	201542	2.99	
3	3	2962833	45.52	3060835	45.96	3132875	46.43	3101662	45.98	

N25C - Coding Scheme Note 25C										
Unweighted										
Value	Formatted Value	Count	Q1 Percent	Count	Q2 Percent	Count	Q3 Percent	Count	Q4 Percent	Count
1	1	5693	41.08	6101	43.72	6065	43.03	5548	43.44	
2	2	1057	7.63	729	5.22	775	5.50	706	5.53	
3	3	7110	51.30	7124	51.05	7256	51.48	6519	51.04	
Weighted										
Value	Formatted Value	Count	Q1 Percent	Count	Q2 Percent	Count	Q3 Percent	Count	Q4 Percent	Count
1	1	2751024	42.27	3020351	45.35	2978271	44.14	3022497	44.81	
2	2	596311	9.16	400402	6.01	441991	6.55	420036	6.23	
3	3	3161550	48.57	3238929	48.63	3327780	49.31	3303204	48.97	

N26 - Coding Scheme Note 26										
Unweighted										
Value	Formatted Value	Count	Q1 Percent	Count	Q2 Percent	Count	Q3 Percent	Count	Q4 Percent	
1	1	6750	48.70	6830	48.95	6840	48.52	6254	48.96	
2	2	3619	26.11	3943	28.26	4041	28.67	3805	29.79	
3	3	3372	24.33	3059	21.92	3072	21.79	2501	19.58	
4	4	1	0.01	4	0.03	4	0.03	.	.	
5	5	5	0.04	1	0.01	.	.	1	0.01	
6	6	32	0.23	31	0.22	88	0.62	120	0.94	
7	7	23	0.17	34	0.24	12	0.09	22	0.17	
8	8	58	0.42	52	0.37	39	0.28	70	0.55	

Weighted										
Value	Formatted Value	Count	Q1 Percent	Count	Q2 Percent	Count	Q3 Percent	Count	Q4 Percent	
1	1	3347334	51.43	3420752	51.37	3420263	50.69	3442533	51.03	
2	2	2156143	33.13	2224119	33.40	2247193	33.30	2214121	32.82	
3	3	953323	14.65	950115	14.27	1013397	15.02	979887	14.53	
4	4	575	0.01	2102	0.03	1323	0.02	.	.	
5	5	605	0.01	423	0.01	.	.	539	0.01	
6	6	12979	0.20	19603	0.29	44206	0.66	66563	0.99	
7	7	5497	0.08	10241	0.15	2718	0.04	7583	0.11	
8	8	32429	0.50	32326	0.49	18943	0.28	34511	0.51	

N27 - Coding Scheme Note 27										
Unweighted										
Value	Formatted Value	Count	Q1 Percent	Count	Q2 Percent	Count	Q3 Percent	Count	Q4 Percent	
1	1	6750	48.70	6830	48.95	6840	48.52	6254	48.96	
2	2	273	1.97	225	1.61	243	1.72	208	1.63	
3	3	484	3.49	437	3.13	477	3.38	427	3.34	
4	4	6169	44.51	6255	44.83	6333	44.93	5653	44.26	
5	5	.	.	2	0.01	1	0.01	.	.	
6	6	168	1.21	201	1.44	190	1.35	218	1.71	
7	7	16	0.12	4	0.03	12	0.09	13	0.10	

Weighted										
Value	Formatted Value	Count	Q1 Percent	Count	Q2 Percent	Count	Q3 Percent	Count	Q4 Percent	
1	1	3347334	51.43	3420752	51.37	3420263	50.69	3442533	51.03	
2	2	81112	1.25	64244	0.96	77926	1.15	78002	1.16	
3	3	151250	2.32	143495	2.15	169717	2.52	168449	2.50	
4	4	2807202	43.13	2900255	43.55	2955440	43.80	2922344	43.32	
5	5	.	.	687	0.01	329	0.00	.	.	
6	6	118688	1.82	127931	1.92	116758	1.73	129427	1.92	
7	7	3298	0.05	2317	0.03	7610	0.11	4982	0.07	

N28 - Coding Scheme Note 28										
Unweighted										
Value	Formatted Value	Count	Q1 Percent	Count	Q2 Percent	Count	Q3 Percent	Count	Q4 Percent	
.	14096	100.00	.	.	.
1	1	12218	88.15	6478	46.42	.	.	10513	82.31	.
2	2	1339	9.66	4	0.03	.	.	84	0.66	.
3	3	113	0.82	1251	8.97	.	.	2176	17.04	.
4	4	10	0.07	6142	44.02
5	5	177	1.28	78	0.56
6	6	3	0.02	1	0.01

Weighted										
Value	Formatted Value	Count	Q1 Percent	Count	Q2 Percent	Count	Q3 Percent	Count	Q4 Percent	
.	6748042	100.00	.	.	.
1	1	4866131	74.76	3376181	50.70	.	.	4985461	73.91	.
2	2	1344117	20.65	1173	0.02	.	.	55024	0.82	.
3	3	90014	1.38	620587	9.32	.	.	1705252	25.28	.
4	4	11298	0.17	2618773	39.32
5	5	194984	3.00	42737	0.64
6	6	2339	0.04	231	0.00

N29 - Coding Scheme Note 29										
Unweighted										
Value	Formatted Value	Count	Q1 Percent	Count	Q2 Percent	Count	Q3 Percent	Count	Q4 Percent	
.	14096	100.00	12773	100.00	.
1	1	12427	89.66	2269	16.26
2	2	1271	9.17	2	0.01
3	3	61	0.44	2092	14.99
4	4	23	0.17	9389	67.29
5	5	78	0.56	199	1.43
6	6	.	.	3	0.02

Weighted										
Value	Formatted Value	Count	Q1 Percent	Count	Q2 Percent	Count	Q3 Percent	Count	Q4 Percent	
.	6748042	100.00	6745737	100.00	.
1	1	5079022	78.03	868351	13.04
2	2	1260511	19.37	1864	0.03
3	3	48159	0.74	1089114	16.35
4	4	33152	0.51	4606720	69.17
5	5	88041	1.35	93226	1.40
6	6	.	.	408	0.01

N30 - Coding Scheme Note 30										
Unweighted										
Value	Formatted Value	Count	Q1 Percent	Count	Q2 Percent	Count	Q3 Percent	Count	Q4 Percent	Percent
.	14096	100.00	12773	100.00	.
1	1	12440	89.75	9394	67.32
2	2	1235	8.91	2863	20.52
3	3	74	0.53	1697	12.16
5	5	111	0.80

Weighted										
Value	Formatted Value	Count	Q1 Percent	Count	Q2 Percent	Count	Q3 Percent	Count	Q4 Percent	Percent
.	6748042	100.00	6745737	100.00	.
1	1	5133304	78.87	4608991	69.21
2	2	1223240	18.79	1246560	18.72
3	3	50411	0.77	804130	12.07
5	5	101929	1.57

N31 - Coding Scheme Note 31										
Unweighted										
Value	Formatted Value	Count	Q1 Percent	Count	Q2 Percent	Count	Q3 Percent	Count	Q4 Percent	Percent
.	.	.	.	13954	100.00	14096	100.00	12773	100.00	.
1	1	12447	89.81
2	2	1129	8.15
3	3	144	1.04
5	5	140	1.01

Weighted										
Value	Formatted Value	Count	Q1 Percent	Count	Q2 Percent	Count	Q3 Percent	Count	Q4 Percent	Percent
.	.	.	.	6659682	100.00	6748042	100.00	6745737	100.00	.
1	1	5126395	78.76
2	2	1096991	16.85
3	3	139894	2.15
5	5	145605	2.24

N32 - Coding Scheme Note 32											
Unweighted											
Value	Formatted Value	Count	Q1 Percent	Count	Q2 Percent	Count	Q3 Percent	Count	Q4 Percent	Count	Percent
.	.	.	.	13954	100.00	14096	100.00	12773	100.00	.	.
1	1	12441	89.76
2	2	1124	8.11
3	3	123	0.89
5	5	172	1.24
Weighted											
Value	Formatted Value	Count	Q1 Percent	Count	Q2 Percent	Count	Q3 Percent	Count	Q4 Percent	Count	Percent
.	.	.	.	6659682	100.00	6748042	100.00	6745737	100.00	.	.
1	1	5121236	78.68
2	2	1126432	17.31
3	3	99922	1.54
5	5	161295	2.48

N33 - Coding Scheme Note 33											
Unweighted											
Value	Formatted Value	Count	Q1 Percent	Count	Q2 Percent	Count	Q3 Percent	Count	Q4 Percent	Count	Percent
.	.	.	.	13954	100.00	14096	100.00	12773	100.00	.	.
1	1	12424	89.64
2	2	839	6.05
3	3	151	1.09
4	4	265	1.91
5	5	181	1.31
Weighted											
Value	Formatted Value	Count	Q1 Percent	Count	Q2 Percent	Count	Q3 Percent	Count	Q4 Percent	Count	Percent
.	.	.	.	6659682	100.00	6748042	100.00	6745737	100.00	.	.
1	1	5103247	78.40
2	2	888634	13.65
3	3	122127	1.88
4	4	224537	3.45
5	5	170338	2.62

N34 - Coding Scheme Note 34										
Unweighted										
Value	Formatted Value	Count	Q1 Percent	Count	Q2 Percent	Count	Q3 Percent	Count	Q4 Percent	Percent
.	.	.	.	13954	100.00	14096	100.00	12773	100.00	.
1	1	12711	91.71
2	2	910	6.57
3	3	17	0.12
4	4	3	0.02
5	5	219	1.58

Weighted										
Value	Formatted Value	Count	Q1 Percent	Count	Q2 Percent	Count	Q3 Percent	Count	Q4 Percent	Percent
.	.	.	.	6659682	100.00	6748042	100.00	6745737	100.00	.
1	1	5338453	82.02
2	2	944902	14.52
3	3	8327	0.13
4	4	1101	0.02
5	5	216103	3.32

N35 - Coding Scheme Note 35										
Unweighted										
Value	Formatted Value	Count	Q1 Percent	Count	Q2 Percent	Count	Q3 Percent	Count	Q4 Percent	Percent
.	.	.	.	13954	100.00	14096	100.00	12773	100.00	.
1	1	12711	91.71
2	2	873	6.30
3	3	12	0.09
5	5	264	1.90

Weighted										
Value	Formatted Value	Count	Q1 Percent	Count	Q2 Percent	Count	Q3 Percent	Count	Q4 Percent	Percent
.	.	.	.	6659682	100.00	6748042	100.00	6745737	100.00	.
1	1	5342757	82.08
2	2	905990	13.92
3	3	8689	0.13
5	5	251449	3.86

MISS_1 - Count of: Violates Skip Pattern										
Unweighted										
Value	Formatted Value	Count	Q1 Percent	Count	Q2 Percent	Count	Q3 Percent	Count	Q4 Percent	Count
0	0 times	13860	100.00	13954	100.00	14096	100.00	12773	100.00	
Weighted										
Value	Formatted Value	Count	Q1 Percent	Count	Q2 Percent	Count	Q3 Percent	Count	Q4 Percent	Count
0	0 times	6508885	100.00	6659682	100.00	6748042	100.00	6745737	100.00	

MISS_4 - Count of: Incomplete grid error										
Unweighted										
Value	Formatted Value	Count	Q1 Percent	Count	Q2 Percent	Count	Q3 Percent	Count	Q4 Percent	Count
0	0 times	13860	100.00	13954	100.00	14096	100.00	12773	100.00	
Weighted										
Value	Formatted Value	Count	Q1 Percent	Count	Q2 Percent	Count	Q3 Percent	Count	Q4 Percent	Count
0	0 times	6508885	100.00	6659682	100.00	6748042	100.00	6745737	100.00	

MISS_5 -										
Count of: Scalable response of Don't know										
Unweighted										
Value	Formatted Value	Q1		Q2		Q3		Q4		
		Count	Percent	Count	Percent	Count	Percent	Count	Percent	
0	0 times	8275	59.70	8284	59.37	8547	60.63	7940	62.16	
1	1 time	3637	26.24	3641	26.09	3527	25.02	3073	24.06	
2	2 times	1274	9.19	1325	9.50	1252	8.88	1099	8.60	
3	3 times	419	3.02	482	3.45	476	3.38	400	3.13	
4	4 times	166	1.20	160	1.15	194	1.38	179	1.40	
5	5 times	73	0.53	42	0.30	67	0.48	55	0.43	
6	6 times	13	0.09	18	0.13	21	0.15	22	0.17	
7	7 times	3	0.02	1	0.01	11	0.08	5	0.04	
8	8 times	.	.	1	0.01	1	0.01	.	.	
Weighted										
Value	Formatted Value	Q1		Q2		Q3		Q4		
		Count	Percent	Count	Percent	Count	Percent	Count	Percent	
0	0 times	4119369	63.29	4114866	61.79	4179223	61.93	4330263	64.19	
1	1 time	1581804	24.30	1661314	24.95	1624230	24.07	1501818	22.26	
2	2 times	505025	7.76	591694	8.88	593407	8.79	590513	8.75	
3	3 times	174277	2.68	209339	3.14	230068	3.41	193809	2.87	
4	4 times	73994	1.14	57992	0.87	80406	1.19	84842	1.26	
5	5 times	41893	0.64	18121	0.27	27697	0.41	25483	0.38	
6	6 times	11204	0.17	5389	0.08	5718	0.08	15517	0.23	
7	7 times	1318	0.02	675	0.01	6757	0.10	3491	0.05	
8	8 times	.	.	292	0.00	536	0.01	.	.	

2002 HEALTH CARE SURVEY OF DOD BENEFICIARIES – FINAL

MISS_6 -

Count of: Not applicable - valid skip

Unweighted										
Value	Formatted Value	Q1		Q2		Q3		Q4		Percent
		Count	Percent	Count	Percent	Count	Percent	Count	Percent	
0	0 times	5562	40.13	4384	31.42	5702	40.45	4975	38.95	
1	1 time	3420	24.68	3739	26.80	3691	26.18	3461	27.10	
2	2 times	1576	11.37	1941	13.91	1605	11.39	1462	11.45	
3	3 times	1026	7.40	1136	8.14	1000	7.09	836	6.55	
4	4 times	573	4.13	700	5.02	554	3.93	579	4.53	
5	5 times	366	2.64	477	3.42	347	2.46	354	2.77	
6	6 times	239	1.72	309	2.21	215	1.53	222	1.74	
7	7 times	202	1.46	227	1.63	164	1.16	134	1.05	
8	8 times	123	0.89	202	1.45	105	0.74	97	0.76	
9	9 times	105	0.76	93	0.67	96	0.68	82	0.64	
10	10 times	149	1.08	133	0.95	96	0.68	109	0.85	
11	11 times	99	0.71	113	0.81	109	0.77	68	0.53	
12	12 times	79	0.57	94	0.67	71	0.50	64	0.50	
13	13 times	71	0.51	71	0.51	60	0.43	62	0.49	
14	14 times	55	0.40	59	0.42	57	0.40	48	0.38	
15	15 times	51	0.37	38	0.27	42	0.30	44	0.34	
16	16 times	29	0.21	39	0.28	28	0.20	35	0.27	
17	17 times	33	0.24	33	0.24	30	0.21	16	0.13	
18	18 times	17	0.12	32	0.23	27	0.19	24	0.19	
19	19 times	13	0.09	18	0.13	16	0.11	22	0.17	
20	20 times	11	0.08	13	0.09	16	0.11	17	0.13	
21	21 times	15	0.11	18	0.13	10	0.07	11	0.09	
22	22 times	9	0.06	10	0.07	10	0.07	12	0.09	
23	23 times	7	0.05	16	0.11	9	0.06	11	0.09	
24	24 times	7	0.05	4	0.03	6	0.04	6	0.05	
25	25 times	6	0.04	10	0.07	7	0.05	6	0.05	
26	26 times	5	0.04	8	0.06	4	0.03	5	0.04	
27	27 times	.	.	8	0.06	4	0.03	2	0.02	
28	28 times	4	0.03	7	0.05	5	0.04	3	0.02	
29	29 times	6	0.04	2	0.01	2	0.01	2	0.02	
30	30 times	1	0.01	1	0.01	2	0.01	3	0.02	
31	31 times	.	.	3	0.02	6	0.04	.	.	
32	32 times	1	0.01	1	0.01	
33	33 times	1	0.01	
34	34 times	.	.	3	0.02	
35	35 times	.	.	4	0.03	
37	37 times	.	.	4	0.03	
38	38 times	.	.	2	0.01	
39	39 times	.	.	2	0.01	

Weighted										
Value	Formatted Value	Q1		Q2		Q3		Q4		Percent
		Count	Percent	Count	Percent	Count	Percent	Count	Percent	
0	0 times	1866998	28.68	1594689	23.95	2248038	33.31	2106598	31.23	
1	1 time	1975170	30.35	1991526	29.90	1957522	29.01	2105124	31.21	
2	2 times	887673	13.64	1029948	15.47	896859	13.29	873553	12.95	
3	3 times	588472	9.04	587750	8.83	536731	7.95	490140	7.27	
4	4 times	302577	4.65	364619	5.48	293804	4.35	361542	5.36	
5	5 times	212643	3.27	262047	3.93	180311	2.67	198572	2.94	
6	6 times	138924	2.13	152137	2.28	117467	1.74	114192	1.69	
7	7 times	115948	1.78	122914	1.85	102270	1.52	70290	1.04	
8	8 times	51003	0.78	116808	1.75	58643	0.87	52542	0.78	
9	9 times	39860	0.61	46695	0.70	39840	0.59	45332	0.67	
10	10 times	56097	0.86	60041	0.90	37311	0.55	60772	0.90	
11	11 times	41618	0.64	58374	0.88	58606	0.87	46392	0.69	
12	12 times	40450	0.62	43766	0.66	47603	0.71	36959	0.55	

2002 HEALTH CARE SURVEY OF DOD BENEFICIARIES – FINAL

13	13 times	41081	0.63	43098	0.65	32235	0.48	40964	0.61
14	14 times	43383	0.67	37405	0.56	23468	0.35	25782	0.38
15	15 times	31099	0.48	15547	0.23	20184	0.30	21784	0.32
16	16 times	9983	0.15	25575	0.38	19590	0.29	15836	0.23
17	17 times	10789	0.17	15787	0.24	11562	0.17	10801	0.16
18	18 times	13349	0.21	17257	0.26	16725	0.25	12444	0.18
19	19 times	5126	0.08	8821	0.13	11069	0.16	11756	0.17
20	20 times	3456	0.05	7397	0.11	9310	0.14	7499	0.11
21	21 times	6315	0.10	8411	0.13	3723	0.06	5165	0.08
22	22 times	5084	0.08	5633	0.08	3835	0.06	5474	0.08
23	23 times	1568	0.02	6868	0.10	5701	0.08	8454	0.13
24	24 times	1976	0.03	2408	0.04	3357	0.05	3143	0.05
25	25 times	1903	0.03	7448	0.11	2113	0.03	4912	0.07
26	26 times	11141	0.17	2012	0.03	618	0.01	3495	0.05
27	27 times	.	.	4343	0.07	1130	0.02	1175	0.02
28	28 times	1517	0.02	6490	0.10	5731	0.08	639	0.01
29	29 times	1810	0.03	657	0.01	1094	0.02	2264	0.03
30	30 times	149	0.00	1515	0.02	290	0.00	1901	0.03
31	31 times	.	.	2428	0.04	1302	0.02	.	.
32	32 times	1721	0.03	162	0.00
33	33 times	242	0.00
34	34 times	.	.	731	0.01
35	35 times	.	.	2345	0.04
37	37 times	.	.	2950	0.04
38	38 times	.	.	1167	0.02
39	39 times	.	.	1914	0.03

MISS_7 -

Count of: Out-of-range error

Unweighted										
Value	Formatted Value	Count	Q1 Percent	Count	Q2 Percent	Count	Q3 Percent	Count	Q4 Percent	Percent
0	0 times	13860	100.00	13954	100.00	14096	100.00	12773	100.00	100.00
Weighted										
Value	Formatted Value	Count	Q1 Percent	Count	Q2 Percent	Count	Q3 Percent	Count	Q4 Percent	Percent
0	0 times	6508885	100.00	6659682	100.00	6748042	100.00	6745737	100.00	100.00

MISS_8 - Count of: Multiple response error										
Unweighted										
Value	Formatted Value	Count	Q1 Percent	Count	Q2 Percent	Count	Q3 Percent	Count	Q4 Percent	Percent
0	0 times	10664	76.94	10588	75.88	12352	87.63	11157	87.35	
1	1 time	2487	17.94	2797	20.04	1391	9.87	1285	10.06	
2	2 times	528	3.81	429	3.07	249	1.77	227	1.78	
3	3 times	109	0.79	82	0.59	58	0.41	72	0.56	
4	4 times	47	0.34	29	0.21	24	0.17	19	0.15	
5	5 times	10	0.07	15	0.11	8	0.06	6	0.05	
6	6 times	7	0.05	8	0.06	3	0.02	4	0.03	
7	7 times	4	0.03	3	0.02	5	0.04	1	0.01	
8	8 times	1	0.01	1	0.01	2	0.01	.	.	
9	9 times	2	0.01	
10	10 times	.	.	1	0.01	1	0.01	.	.	
11	11 times	1	0.01	.	.	1	0.01	1	0.01	
12	12 times	.	.	1	0.01	1	0.01	.	.	
16	16 times	1	0.01	
26	26 times	1	0.01	.	.	
Weighted										
Value	Formatted Value	Count	Q1 Percent	Count	Q2 Percent	Count	Q3 Percent	Count	Q4 Percent	Percent
0	0 times	4584227	70.43	4636434	69.62	5771726	85.53	5761782	85.41	
1	1 time	1387459	21.32	1681383	25.25	778348	11.53	764409	11.33	
2	2 times	407629	6.26	259233	3.89	135897	2.01	145701	2.16	
3	3 times	65009	1.00	52514	0.79	32996	0.49	52811	0.78	
4	4 times	43483	0.67	19934	0.30	15378	0.23	11131	0.17	
5	5 times	5659	0.09	4756	0.07	5896	0.09	7812	0.12	
6	6 times	2410	0.04	3671	0.06	2586	0.04	922	0.01	
7	7 times	5697	0.09	955	0.01	2812	0.04	379	0.01	
8	8 times	353	0.01	127	0.00	1017	0.02	.	.	
9	9 times	6321	0.10	
10	10 times	.	.	460	0.01	171	0.00	.	.	
11	11 times	637	0.01	.	.	346	0.01	194	0.00	
12	12 times	.	.	215	0.00	715	0.01	.	.	
16	16 times	595	0.01	
26	26 times	156	0.00	.	.	

2002 HEALTH CARE SURVEY OF DOD BENEFICIARIES – FINAL

MISS_9 -

Count of: No response - invalid skip

Unweighted										
Value	Formatted Value	Q1		Q2		Q3		Q4		Percent
		Count	Percent	Count	Percent	Count	Percent	Count	Percent	
0	0 times	4	0.03	1	0.01	2	0.01	2	0.02	
1	1 time	3	0.02	2	0.01	4	0.03	5	0.04	
2	2 times	2	0.01	6	0.04	12	0.09	14	0.11	
3	3 times	8	0.06	5	0.04	24	0.17	32	0.25	
4	4 times	17	0.12	9	0.06	38	0.27	45	0.35	
5	5 times	20	0.14	13	0.09	56	0.40	69	0.54	
6	6 times	23	0.17	12	0.09	85	0.60	77	0.60	
7	7 times	30	0.22	15	0.11	88	0.62	99	0.78	
8	8 times	30	0.22	18	0.13	163	1.16	142	1.11	
9	9 times	32	0.23	28	0.20	223	1.58	198	1.55	
10	10 times	70	0.51	49	0.35	293	2.08	225	1.76	
11	11 times	68	0.49	42	0.30	352	2.50	273	2.14	
12	12 times	83	0.60	76	0.54	436	3.09	311	2.43	
13	13 times	83	0.60	70	0.50	523	3.71	352	2.76	
14	14 times	116	0.84	93	0.67	641	4.55	399	3.12	
15	15 times	119	0.86	119	0.85	678	4.81	467	3.66	
16	16 times	155	1.12	157	1.13	810	5.75	416	3.26	
17	17 times	196	1.41	186	1.33	770	5.46	510	3.99	
18	18 times	198	1.43	208	1.49	799	5.67	536	4.20	
19	19 times	264	1.90	273	1.96	843	5.98	507	3.97	
20	20 times	275	1.98	317	2.27	813	5.77	510	3.99	
21	21 times	314	2.27	401	2.87	778	5.52	515	4.03	
22	22 times	385	2.78	425	3.05	670	4.75	572	4.48	
23	23 times	417	3.01	451	3.23	666	4.72	507	3.97	
24	24 times	541	3.90	530	3.80	604	4.28	526	4.12	
25	25 times	562	4.05	575	4.12	490	3.48	530	4.15	
26	26 times	603	4.35	598	4.29	414	2.94	531	4.16	
27	27 times	702	5.06	590	4.23	322	2.28	457	3.58	
28	28 times	666	4.81	630	4.51	300	2.13	417	3.26	
29	29 times	681	4.91	602	4.31	258	1.83	436	3.41	
30	30 times	760	5.48	575	4.12	220	1.56	407	3.19	
31	31 times	635	4.58	593	4.25	184	1.31	358	2.80	
32	32 times	698	5.04	527	3.78	153	1.09	338	2.65	
33	33 times	657	4.74	545	3.91	111	0.79	311	2.43	
34	34 times	606	4.37	490	3.51	127	0.90	246	1.93	
35	35 times	544	3.92	417	2.99	102	0.72	220	1.72	
36	36 times	461	3.33	418	3.00	112	0.79	215	1.68	
37	37 times	422	3.04	390	2.79	107	0.76	172	1.35	
38	38 times	342	2.47	358	2.57	116	0.82	119	0.93	
39	39 times	286	2.06	354	2.54	103	0.73	105	0.82	
40 -- 74	40 or more times	1782	12.86	2786	19.97	606	4.30	602	4.71	

Weighted										
Value	Formatted Value	Q1		Q2		Q3		Q4		Percent
		Count	Percent	Count	Percent	Count	Percent	Count	Percent	
0	0 times	1615	0.02	523	0.01	233	0.00	1664	0.02	
1	1 time	572	0.01	645	0.01	1001	0.01	2947	0.04	
2	2 times	785	0.01	4123	0.06	5991	0.09	5712	0.08	
3	3 times	2320	0.04	1407	0.02	13074	0.19	16245	0.24	
4	4 times	8066	0.12	3947	0.06	18907	0.28	21726	0.32	
5	5 times	7045	0.11	8190	0.12	26525	0.39	36238	0.54	
6	6 times	9588	0.15	4632	0.07	33797	0.50	32479	0.48	
7	7 times	24282	0.37	11069	0.17	39016	0.58	61158	0.91	
8	8 times	13850	0.21	7499	0.11	64203	0.95	80116	1.19	
9	9 times	24791	0.38	15342	0.23	107603	1.59	104703	1.55	
10	10 times	46099	0.71	25918	0.39	129565	1.92	118602	1.76	

2002 HEALTH CARE SURVEY OF DOD BENEFICIARIES – FINAL

11	11 times	61117	0.94	19013	0.29	162593	2.41	165161	2.45
12	12 times	67987	1.04	26651	0.40	211481	3.13	178224	2.64
13	13 times	79422	1.22	31672	0.48	279322	4.14	207104	3.07
14	14 times	96605	1.48	46032	0.69	307193	4.55	240099	3.56
15	15 times	97359	1.50	52542	0.79	322515	4.78	295998	4.39
16	16 times	101099	1.55	72316	1.09	428774	6.35	243474	3.61
17	17 times	140758	2.16	87826	1.32	377319	5.59	299356	4.44
18	18 times	137226	2.11	116293	1.75	388425	5.76	303909	4.51
19	19 times	165510	2.54	140763	2.11	425818	6.31	294308	4.36
20	20 times	148537	2.28	160065	2.40	379808	5.63	270993	4.02
21	21 times	153217	2.35	193007	2.90	348239	5.16	276066	4.09
22	22 times	191088	2.94	210996	3.17	340703	5.05	297275	4.41
23	23 times	215216	3.31	229588	3.45	303674	4.50	264941	3.93
24	24 times	261997	4.03	256195	3.85	282921	4.19	263061	3.90
25	25 times	245939	3.78	294330	4.42	215688	3.20	247531	3.67
26	26 times	267297	4.11	301906	4.53	193669	2.87	251624	3.73
27	27 times	315276	4.84	289160	4.34	149319	2.21	228194	3.38
28	28 times	341353	5.24	308185	4.63	143333	2.12	203215	3.01
29	29 times	296286	4.55	324229	4.87	111504	1.65	210286	3.12
30	30 times	328670	5.05	281921	4.23	108974	1.61	205143	3.04
31	31 times	238649	3.67	292601	4.39	90716	1.34	164806	2.44
32	32 times	289407	4.45	260164	3.91	65695	0.97	153700	2.28
33	33 times	265797	4.08	233463	3.51	63215	0.94	148509	2.20
34	34 times	247212	3.80	211109	3.17	61531	0.91	112419	1.67
35	35 times	262950	4.04	197412	2.96	45091	0.67	119271	1.77
36	36 times	174594	2.68	180445	2.71	49572	0.73	111103	1.65
37	37 times	158044	2.43	163909	2.46	50680	0.75	84588	1.25
38	38 times	146472	2.25	153607	2.31	57299	0.85	65189	0.97
39	39 times	117271	1.80	152474	2.29	41626	0.62	48821	0.72
40 -- 74	40 or more times	757513	11.64	1288512	19.35	301431	4.47	309776	4.59

MISS_TOT -

Total number of missing responses

Value	Formatted Value	Unweighted							
		Q1		Q2		Q3		Q4	
		Count	Percent	Count	Percent	Count	Percent	Count	Percent
1	1 time	1	0.01	.	.
2	2 times	1	0.01	1	0.01
3	3 times	1	0.01	.	.	1	0.01	4	0.03
4	4 times	2	0.01	.	.	3	0.02	7	0.05
5	5 times	10	0.07	13	0.10
6	6 times	1	0.01	1	0.01	27	0.19	23	0.18
7	7 times	9	0.06	3	0.02	38	0.27	38	0.30
8	8 times	8	0.06	5	0.04	66	0.47	44	0.34
9	9 times	17	0.12	6	0.04	108	0.77	78	0.61
10	10 times	10	0.07	9	0.06	132	0.94	139	1.09
11	11 times	26	0.19	13	0.09	215	1.53	146	1.14
12	12 times	28	0.20	12	0.09	279	1.98	200	1.57
13	13 times	43	0.31	27	0.19	332	2.36	240	1.88
14	14 times	63	0.45	39	0.28	428	3.04	325	2.54
15	15 times	61	0.44	38	0.27	548	3.89	348	2.72
16	16 times	80	0.58	61	0.44	619	4.39	379	2.97
17	17 times	106	0.76	96	0.69	687	4.87	430	3.37
18	18 times	143	1.03	112	0.80	746	5.29	493	3.86
19	19 times	177	1.28	150	1.07	741	5.26	491	3.84
20	20 times	215	1.55	201	1.44	814	5.77	509	3.98
21	21 times	225	1.62	210	1.50	839	5.95	521	4.08
22	22 times	254	1.83	312	2.24	837	5.94	558	4.37
23	23 times	322	2.32	336	2.41	749	5.31	545	4.27
24	24 times	374	2.70	393	2.82	675	4.79	560	4.38
25	25 times	473	3.41	443	3.17	631	4.48	514	4.02
26	26 times	509	3.67	487	3.49	567	4.02	503	3.94
27	27 times	572	4.13	540	3.87	442	3.14	508	3.98
28	28 times	624	4.50	542	3.88	393	2.79	514	4.02

2002 HEALTH CARE SURVEY OF DOD BENEFICIARIES – FINAL

29	29 times	646	4.66	645	4.62	322	2.28	459	3.59
30	30 times	698	5.04	600	4.30	279	1.98	430	3.37
31	31 times	724	5.22	641	4.59	237	1.68	445	3.48
32	32 times	707	5.10	611	4.38	192	1.36	390	3.05
33	33 times	728	5.25	617	4.42	152	1.08	366	2.87
34	34 times	670	4.83	583	4.18	147	1.04	351	2.75
35	35 times	640	4.62	481	3.45	131	0.93	260	2.04
36	36 times	585	4.22	515	3.69	136	0.96	263	2.06
37	37 times	535	3.86	498	3.57	123	0.87	217	1.70
38	38 times	455	3.28	425	3.05	120	0.85	176	1.38
39	39 times	358	2.58	407	2.92	157	1.11	142	1.11
40 -- 76	40 or more times	2770	19.99	3895	27.91	1172	8.31	1143	8.95

Weighted

Value	Formatted Value	Q1		Q2		Q3		Q4	
		Count	Percent	Count	Percent	Count	Percent	Count	Percent
1	1 time	147	0.00	.	.
2	2 times	532	0.01	176	0.00
3	3 times	149	0.00	.	.	293	0.00	2538	0.04
4	4 times	976	0.01	.	.	617	0.01	2154	0.03
5	5 times	4043	0.06	6597	0.10
6	6 times	107	0.00	323	0.00	8161	0.12	11390	0.17
7	7 times	7329	0.11	1055	0.02	15301	0.23	16002	0.24
8	8 times	4003	0.06	1685	0.03	24556	0.36	27990	0.41
9	9 times	8524	0.13	2311	0.03	41103	0.61	39656	0.59
10	10 times	3362	0.05	3242	0.05	54417	0.81	81444	1.21
11	11 times	16150	0.25	6231	0.09	93078	1.38	70879	1.05
12	12 times	12758	0.20	4172	0.06	119623	1.77	112331	1.67
13	13 times	23756	0.36	12670	0.19	152276	2.26	126317	1.87
14	14 times	59791	0.92	13129	0.20	199502	2.96	176251	2.61
15	15 times	44434	0.68	11358	0.17	264960	3.93	192688	2.86
16	16 times	64897	1.00	26330	0.40	324410	4.81	244588	3.63
17	17 times	113391	1.74	37791	0.57	351599	5.21	252117	3.74
18	18 times	131798	2.02	40056	0.60	374262	5.55	283838	4.21
19	19 times	123746	1.90	53011	0.80	366026	5.42	287795	4.27
20	20 times	136791	2.10	88890	1.33	368213	5.46	291069	4.31
21	21 times	129465	1.99	115284	1.73	396733	5.88	306237	4.54
22	22 times	145311	2.23	145812	2.19	392401	5.82	303090	4.49
23	23 times	144796	2.22	155737	2.34	363298	5.38	304600	4.52
24	24 times	199131	3.06	203174	3.05	305152	4.52	279500	4.14
25	25 times	229431	3.52	210866	3.17	295015	4.37	245823	3.64
26	26 times	246117	3.78	240484	3.61	271170	4.02	237634	3.52
27	27 times	254764	3.91	276589	4.15	213829	3.17	250467	3.71
28	28 times	278812	4.28	268211	4.03	197191	2.92	260969	3.87
29	29 times	246829	3.79	314263	4.72	153476	2.27	223743	3.32
30	30 times	344992	5.30	342418	5.14	139059	2.06	207952	3.08
31	31 times	339269	5.21	309673	4.65	129819	1.92	228094	3.38
32	32 times	277713	4.27	315768	4.74	96111	1.42	176056	2.61
33	33 times	312260	4.80	304601	4.57	64820	0.96	169864	2.52
34	34 times	276654	4.25	268448	4.03	72182	1.07	180996	2.68
35	35 times	265570	4.08	239307	3.59	62435	0.93	125239	1.86
36	36 times	234617	3.60	241445	3.63	63997	0.95	132581	1.97
37	37 times	232631	3.57	215825	3.24	52423	0.78	111545	1.65
38	38 times	165227	2.54	201586	3.03	49917	0.74	89849	1.33
39	39 times	172246	2.65	189853	2.85	72157	1.07	79030	1.17
40 -- 76	40 or more times	1260555	19.37	1798083	27.00	594269	8.81	606646	8.99

2002 HEALTH CARE SURVEY OF DOD BENEFICIARIES – FINAL

QUARTER - Survey Quarter										
Unweighted										
Value	Formatted Value	Count	Q1 Percent	Count	Q2 Percent	Count	Q3 Percent	Count	Q4 Percent	
Q1 2002	Q1 2002	13860	100.00
Q2 2002	Q2 2002	.	.	13954	100.00
Q3 2002	Q3 2002	14096	100.00	.	.	.
Q4 2002	Q4 2002	12773	100.00	.
Weighted										
Value	Formatted Value	Count	Q1 Percent	Count	Q2 Percent	Count	Q3 Percent	Count	Q4 Percent	
Q1 2002	Q1 2002	6508885	100.00
Q2 2002	Q2 2002	.	.	6659682	100.00
Q3 2002	Q3 2002	6748042	100.00	.	.	.
Q4 2002	Q4 2002	6745737	100.00	.

XENRLLMT - Enrollment in TRICARE Prime										
Unweighted										
Value	Formatted Value	Count	Q1 Percent	Count	Q2 Percent	Count	Q3 Percent	Count	Q4 Percent	
.	Missing/Unknown	91	0.66	99	0.71	99	0.70	106	0.83	
1	Active Duty - under 65	4722	34.07	4349	31.17	4360	30.93	3729	29.19	
2	Enrolled - under 65	5162	37.24	4527	32.44	4679	33.19	4174	32.68	
3	Not enrolled - under 65	2437	17.58	2991	21.43	2950	20.93	2679	20.97	
4	Not enrolled - 65 or over	1353	9.76	1884	13.50	2008	14.25	2085	16.32	
5	Enrolled - 65 or over	95	0.69	104	0.75	
Weighted										
Value	Formatted Value	Count	Q1 Percent	Count	Q2 Percent	Count	Q3 Percent	Count	Q4 Percent	
.	Missing/Unknown	35480	0.55	55133	0.83	43526	0.65	63965	0.95	
1	Active Duty - under 65	1571434	24.14	1598282	24.00	1673658	24.80	1663840	24.67	
2	Enrolled - under 65	1458044	22.40	1471220	22.09	1517108	22.48	1524983	22.61	
3	Not enrolled - under 65	1881567	28.91	1875723	28.17	1855549	27.50	1824343	27.04	
4	Not enrolled - 65 or over	1501237	23.06	1607105	24.13	1658202	24.57	1668606	24.74	
5	Enrolled - 65 or over	61123	0.94	52218	0.78	

XENR_PCM - Enrollment by PCM type										
Unweighted										
Value	Formatted Value	Count	Q1 Percent	Count	Q2 Percent	Count	Q3 Percent	Count	Q4 Percent	Percent
.	Missing/Unknown	91	0.66	99	0.71	99	0.70	106	0.83	
1	Active Duty - under 65	4722	34.07	4349	31.17	4360	30.93	3729	29.19	
2	Enrolled - under 65, Mil PCM	4475	32.29	4090	29.31	4237	30.06	3689	28.88	
3	Enrolled - under 65, Civ PCM	687	4.96	437	3.13	442	3.14	485	3.80	
4	Not enrolled - under 65	2437	17.58	2991	21.43	2950	20.93	2679	20.97	
5	Not enrolled - 65 or over	1353	9.76	1884	13.50	2008	14.25	2085	16.32	
6	Enrolled - 65 or over, Mil PCM	93	0.67	100	0.72	
7	Enrolled - 65 or over, Civ PCM	2	0.01	4	0.03	
Weighted										
Value	Formatted Value	Count	Q1 Percent	Count	Q2 Percent	Count	Q3 Percent	Count	Q4 Percent	Percent
.	Missing/Unknown	35480	0.55	55133	0.83	43526	0.65	63965	0.95	
1	Active Duty - under 65	1571434	24.14	1598282	24.00	1673658	24.80	1663840	24.67	
2	Enrolled - under 65, Mil PCM	1125304	17.29	1126456	16.91	1152173	17.07	1121016	16.62	
3	Enrolled - under 65, Civ PCM	332740	5.11	344765	5.18	364935	5.41	403967	5.99	
4	Not enrolled - under 65	1881567	28.91	1875723	28.17	1855549	27.50	1824343	27.04	
5	Not enrolled - 65 or over	1501237	23.06	1607105	24.13	1658202	24.57	1668606	24.74	
6	Enrolled - 65 or over, Mil PCM	58836	0.90	48696	0.73	
7	Enrolled - 65 or over, Civ PCM	2286	0.04	3522	0.05	

XINS_COV - Insurance Coverage										
Unweighted										
Value	Formatted Value	Q1		Q2		Q3		Q4		
		Count	Percent	Count	Percent	Count	Percent	Count	Percent	
.	Missing/Unknown	1247	9.00	1441	10.33	653	4.63	580	4.54	
1	Prime-under 65 Active Duty	4722	34.07	4349	31.17	4360	30.93	3729	29.19	
2	Prime-under 65 Non-active Duty	4802	34.65	4222	30.26	4454	31.60	4024	31.50	
3	Standard/Extra	663	4.78	756	5.42	814	5.77	734	5.75	
4	Medicare	1170	8.44	1660	11.90	1494	10.60	1670	13.07	
5	Other Insurance	1074	7.75	1325	9.50	1910	13.55	1696	13.28	
6	Prime,65 or over	35	0.25	22	0.16	
7	TRICARE Plus	25	0.18	37	0.27	146	1.04	90	0.70	
8	Veterans Administration (VA)	122	0.88	142	1.02	265	1.88	250	1.96	
Weighted										
Value	Formatted Value	Q1		Q2		Q3		Q4		
		Count	Percent	Count	Percent	Count	Percent	Count	Percent	
.	Missing/Unknown	688432	10.58	846598	12.71	352077	5.22	345568	5.12	
1	Prime-under 65 Active Duty	1571434	24.14	1598282	24.00	1673658	24.80	1663840	24.67	
2	Prime-under 65 Non-active Duty	1364934	20.97	1354114	20.33	1438300	21.31	1459400	21.63	
3	Standard/Extra	495427	7.61	467953	7.03	493995	7.32	505284	7.49	
4	Medicare	1196461	18.38	1345701	20.21	1197259	17.74	1305465	19.35	
5	Other Insurance	997279	15.32	914037	13.72	1328503	19.69	1220111	18.09	
6	Prime,65 or over	28115	0.43	10100	0.15	
7	TRICARE Plus	15935	0.24	14880	0.22	73338	1.09	38237	0.57	
8	Veterans Administration (VA)	150867	2.32	108015	1.62	190913	2.83	207832	3.08	

XQENROLL - Enrollment according to questionnaire response										
Unweighted										
Value	Formatted Value	Count	Q1 Percent	Count	Q2 Percent	Count	Q3 Percent	Count	Q4 Percent	Count
.	Missing/Unknown	1269	9.16	1250	8.96	1676	11.89	1362	10.66	
1	Active Duty - under 65	4722	34.07	4349	31.17	4360	30.93	3729	29.19	
2	Enrolled - under 65, Mil PCM	4042	29.16	3751	26.88	3800	26.96	3283	25.70	
3	Enrolled - under 65, Civ PCM	730	5.27	512	3.67	559	3.97	593	4.64	
4	Not enrolled - under 65	1919	13.85	2425	17.38	2437	17.29	2145	16.79	
5	Not enrolled - 65 or over	1178	8.50	1667	11.95	1264	8.97	1661	13.00	
Weighted										
Value	Formatted Value	Count	Q1 Percent	Count	Q2 Percent	Count	Q3 Percent	Count	Q4 Percent	Count
.	Missing/Unknown	735675	11.30	663450	9.96	1017508	15.08	754697	11.19	
1	Active Duty - under 65	1571434	24.14	1598282	24.00	1673658	24.80	1663840	24.67	
2	Enrolled - under 65, Mil PCM	1037232	15.94	1014198	15.23	1028382	15.24	1009616	14.97	
3	Enrolled - under 65, Civ PCM	339116	5.21	342267	5.14	391541	5.80	416829	6.18	
4	Not enrolled - under 65	1552331	23.85	1625963	24.42	1601599	23.73	1527239	22.64	
5	Not enrolled - 65 or over	1273097	19.56	1415521	21.26	1035354	15.34	1373515	20.36	

2002 HEALTH CARE SURVEY OF DOD BENEFICIARIES – FINAL

XREGION - Region										
Unweighted										
Value	Formatted Value	Count	Q1 Percent	Count	Q2 Percent	Count	Q3 Percent	Count	Q4 Percent	Percent
.	Missing data	13	0.09	15	0.11	11	0.08	11	0.09	
1	Northeast	1772	12.78	1897	13.59	1926	13.66	1813	14.19	
2	Mid-Atlantic	1456	10.51	1030	7.38	1085	7.70	1000	7.83	
3	Southeast	1521	10.97	1658	11.88	1669	11.84	1480	11.59	
4	Gulfsouth	1096	7.91	1131	8.11	1127	8.00	1053	8.24	
5	Heartland	758	5.47	859	6.16	867	6.15	812	6.36	
6	Southwest	1593	11.49	1649	11.82	1706	12.10	1561	12.22	
7	Central 7	729	5.26	774	5.55	833	5.91	739	5.79	
8	Central 8	1419	10.24	1357	9.72	1341	9.51	1286	10.07	
9	Southern California	706	5.09	703	5.04	736	5.22	660	5.17	
10	Golden Gate	378	2.73	375	2.69	366	2.60	350	2.74	
11	Northwest	574	4.14	574	4.11	595	4.22	553	4.33	
12	Hawaii	423	3.05	415	2.97	393	2.79	324	2.54	
13	Europe	600	4.33	668	4.79	604	4.28	459	3.59	
14	Western Pacific Command	540	3.90	534	3.83	532	3.77	408	3.19	
15	TRICARE Latin America	81	0.58	84	0.60	91	0.65	72	0.56	
16	Alaska	201	1.45	231	1.66	214	1.52	192	1.50	
Weighted										
Value	Formatted Value	Count	Q1 Percent	Count	Q2 Percent	Count	Q3 Percent	Count	Q4 Percent	Percent
.	Missing data	46166	0.71	25353	0.38	34921	0.52	41415	0.61	
1	Northeast	847011	13.01	852168	12.80	878332	13.02	898917	13.33	
2	Mid-Atlantic	636611	9.78	659603	9.90	678870	10.06	670278	9.94	
3	Southeast	835971	12.84	858612	12.89	873317	12.94	855071	12.68	
4	Gulfsouth	465072	7.15	451057	6.77	470593	6.97	492898	7.31	
5	Heartland	522064	8.02	549914	8.26	544318	8.07	539561	8.00	
6	Southwest	759112	11.66	796917	11.97	791601	11.73	812677	12.05	
7	Central 7	340492	5.23	313598	4.71	325692	4.83	319492	4.74	
8	Central 8	486490	7.47	574286	8.62	559384	8.29	561320	8.32	
9	Southern California	472248	7.26	456309	6.85	488354	7.24	496472	7.36	
10	Golden Gate	219013	3.36	236579	3.55	220681	3.27	210388	3.12	
11	Northwest	288686	4.44	291138	4.37	308961	4.58	285028	4.23	
12	Hawaii	107431	1.65	107961	1.62	110652	1.64	102671	1.52	
13	Europe	220335	3.39	197162	2.96	214657	3.18	194781	2.89	
14	Western Pacific Command	174939	2.69	164929	2.48	136344	2.02	149358	2.21	
15	TRICARE Latin America	40966	0.63	77901	1.17	64549	0.96	68385	1.01	
16	Alaska	46278	0.71	46196	0.69	46818	0.69	47025	0.70	

CONUS - CONUS/OCONUS Indicator										
Unweighted										
Value	Formatted Value	Count	Q1 Percent	Count	Q2 Percent	Count	Q3 Percent	Count	Q4 Percent	Count
.	Invl'd/Missng Add	13	0.09	15	0.11	11	0.08	11	0.09	
0	Not in CONUS	1221	8.81	1286	9.22	1227	8.70	939	7.35	
1	In CONUS	12626	91.10	12653	90.68	12858	91.22	11823	92.56	
Weighted										
Value	Formatted Value	Count	Q1 Percent	Count	Q2 Percent	Count	Q3 Percent	Count	Q4 Percent	Count
.	Invl'd/Missng Add	46166	0.71	25353	0.38	34921	0.52	41415	0.61	
0	Not in CONUS	436239	6.70	439993	6.61	415550	6.16	412525	6.12	
1	In CONUS	6026480	92.59	6194337	93.01	6297572	93.32	6291797	93.27	

OUTCATCH - Out of Catchment Area Indicator										
Unweighted										
Value	Formatted Value	Count	Q1 Percent	Count	Q2 Percent	Count	Q3 Percent	Count	Q4 Percent	Count
0	Catchment areas	12502	90.20	12236	87.69	12425	88.15	11166	87.42	
1	Out of catchment areas	1358	9.80	1718	12.31	1671	11.85	1607	12.58	
Weighted										
Value	Formatted Value	Count	Q1 Percent	Count	Q2 Percent	Count	Q3 Percent	Count	Q4 Percent	Count
0	Catchment areas	3881425	59.63	3944782	59.23	4004431	59.34	4028651	59.72	
1	Out of catchment areas	2627459	40.37	2714900	40.77	2743612	40.66	2717086	40.28	

XSEXA - Male or Female (Recode)										
Unweighted										
Value	Formatted Value	Count	Q1 Percent	Count	Q2 Percent	Count	Q3 Percent	Count	Q4 Percent	Count
1	Male	6750	48.70	6830	48.95	6840	48.52	6254	48.96	
2	Female	7110	51.30	7124	51.05	7256	51.48	6519	51.04	
Weighted										
Value	Formatted Value	Count	Q1 Percent	Count	Q2 Percent	Count	Q3 Percent	Count	Q4 Percent	Count
1	Male	3347334	51.43	3420752	51.37	3420263	50.69	3442533	51.03	
2	Female	3161550	48.57	3238929	48.63	3327780	49.31	3303204	48.97	

XBNFGRP - Constructed Beneficiary Group										
Unweighted										
Value	Formatted Value	Count	Q1 Percent	Count	Q2 Percent	Count	Q3 Percent	Count	Q4 Percent	Count
.	Missing/Unknown	27	0.19	21	0.15	27	0.19	24	0.19	
1	Active Duty	4606	33.23	4245	30.42	4230	30.01	3729	29.19	
2	Family of Active	3726	26.88	3296	23.62	3372	23.92	2738	21.44	
3	Ret/Surv/Fam <65	4053	29.24	4404	31.56	4459	31.63	4197	32.86	
4	Ret/Surv/Fam 65+	1448	10.45	1988	14.25	2008	14.25	2085	16.32	
Weighted										
Value	Formatted Value	Count	Q1 Percent	Count	Q2 Percent	Count	Q3 Percent	Count	Q4 Percent	Count
.	Missing/Unknown	3123	0.05	4715	0.07	5718	0.08	5582	0.08	
1	Active Duty	1534827	23.58	1555317	23.35	1614707	23.93	1663840	24.67	
2	Family of Active	890733	13.68	918676	13.79	971138	14.39	902823	13.38	
3	Ret/Surv/Fam <65	2517842	38.68	2521651	37.86	2498277	37.02	2504885	37.13	
4	Ret/Surv/Fam 65+	1562359	24.00	1659323	24.92	1658202	24.57	1668606	24.74	

KDISENRL - Intention to disenroll										
Unweighted										
Value	Formatted Value	Count	Q1 Percent	Count	Q2 Percent	Count	Q3 Percent	Count	Q4 Percent	Count
.	Missing/Unknown /NA	4975	35.89	4666	33.44	4263	30.24	4413	34.55	
1	Yes	573	4.13	563	4.03	551	3.91	503	3.94	
2	No	8312	59.97	8725	62.53	9282	65.85	7857	61.51	
Weighted										
Value	Formatted Value	Count	Q1 Percent	Count	Q2 Percent	Count	Q3 Percent	Count	Q4 Percent	Count
.	Missing/Unknown /NA	3661506	56.25	3366817	50.56	2929029	43.41	3267945	48.44	
1	Yes	172457	2.65	216175	3.25	207614	3.08	221179	3.28	
2	No	2674922	41.10	3076689	46.20	3611399	53.52	3256613	48.28	

KMILOFFC - Office wait of more than 15 min at Military facility										
Unweighted										
Value	Formatted Value	Count	Q1 Percent	Count	Q2 Percent	Count	Q3 Percent	Count	Q4 Percent	Count
.	Missing/Unknown /NA	6170	44.52	6859	49.15	7061	50.09	6568	51.42	
1	Yes	2383	17.19	2192	15.71	2153	15.27	1982	15.52	
2	No	5307	38.29	4903	35.14	4882	34.63	4223	33.06	
Weighted										
Value	Formatted Value	Count	Q1 Percent	Count	Q2 Percent	Count	Q3 Percent	Count	Q4 Percent	Count
.	Missing/Unknown /NA	4218241	64.81	4447159	66.78	4495854	66.62	4521033	67.02	
1	Yes	729600	11.21	737733	11.08	718234	10.64	762221	11.30	
2	No	1561044	23.98	1474789	22.15	1533954	22.73	1462483	21.68	

KCIVOFFC - Office wait of more than 15 min at Civilian facility										
Unweighted										
Value	Formatted Value	Count	Q1 Percent	Count	Q2 Percent	Count	Q3 Percent	Count	Q4 Percent	Percent
.	Missing/Unknown /NA	10008	72.21	9437	67.63	9654	68.49	8320	65.14	
1	Yes	1348	9.73	1534	10.99	1546	10.97	1486	11.63	
2	No	2504	18.07	2983	21.38	2896	20.54	2967	23.23	
Weighted										
Value	Formatted Value	Count	Q1 Percent	Count	Q2 Percent	Count	Q3 Percent	Count	Q4 Percent	Percent
.	Missing/Unknown /NA	3484558	53.54	3407479	51.17	3604141	53.41	3420859	50.71	
1	Yes	1018576	15.65	1136166	17.06	1049701	15.56	1095390	16.24	
2	No	2005751	30.82	2116036	31.77	2094200	31.03	2229488	33.05	

KBGPRB1 - Big problem getting referrals to specialist										
Unweighted										
Value	Formatted Value	Count	Q1 Percent	Count	Q2 Percent	Count	Q3 Percent	Count	Q4 Percent	Percent
.	Missing/Unknown /NA	7145	51.55	7069	50.66	7054	50.04	6409	50.18	
1	Yes	844	6.09	857	6.14	836	5.93	712	5.57	
2	No	5871	42.36	6028	43.20	6206	44.03	5652	44.25	
Weighted										
Value	Formatted Value	Count	Q1 Percent	Count	Q2 Percent	Count	Q3 Percent	Count	Q4 Percent	Percent
.	Missing/Unknown /NA	3197545	49.13	3198586	48.03	3262798	48.35	3278193	48.60	
1	Yes	312244	4.80	359772	5.40	350797	5.20	348105	5.16	
2	No	2999096	46.08	3101323	46.57	3134447	46.45	3119439	46.24	

KBGPRB2 - Big problem getting necessary care										
Unweighted										
Value	Formatted Value	Q1		Q2		Q3		Q4		
		Count	Percent	Count	Percent	Count	Percent	Count	Percent	
.	Missing/Unknown /NA	2116	15.27	1933	13.85	2336	16.57	1927	15.09	
1	Yes	708	5.11	717	5.14	690	4.90	636	4.98	
2	No	11036	79.62	11304	81.01	11070	78.53	10210	79.93	
Weighted										
Value	Formatted Value	Q1		Q2		Q3		Q4		
		Count	Percent	Count	Percent	Count	Percent	Count	Percent	
.	Missing/Unknown /NA	993611	15.27	946930	14.22	1140561	16.90	1059021	15.70	
1	Yes	252994	3.89	290240	4.36	284853	4.22	298496	4.42	
2	No	5262279	80.85	5422511	81.42	5322628	78.88	5388220	79.88	

KMILOPQY - Outpatient visits to Military facility										
Unweighted										
Value	Formatted Value	Q1		Q2		Q3		Q4		
		Count	Percent	Count	Percent	Count	Percent	Count	Percent	
.	No response	238	1.72	344	2.47	276	1.96	179	1.40	
A	Mult response	19	0.14	20	0.14	24	0.17	11	0.09	
1	None	6047	43.63	6568	47.07	6750	47.89	6334	49.59	
2	1 visit	983	7.09	907	6.50	971	6.89	817	6.40	
3	2 visits	1632	11.77	1409	10.10	1564	11.10	1394	10.91	
4	3 visits	1513	10.92	1416	10.15	1472	10.44	1312	10.27	
5	4 visits	1192	8.60	1125	8.06	1062	7.53	968	7.58	
6	5 to 9 visits	1578	11.39	1558	11.17	1407	9.98	1247	9.76	
7	10 or more visits	658	4.75	607	4.35	570	4.04	511	4.00	
Weighted										
Value	Formatted Value	Q1		Q2		Q3		Q4		
		Count	Percent	Count	Percent	Count	Percent	Count	Percent	
.	No response	130020	2.00	177567	2.67	132264	1.96	87512	1.30	
A	Mult response	5118	0.08	7066	0.11	9092	0.13	3067	0.05	
1	None	4126252	63.39	4279928	64.27	4352643	64.50	4410911	65.39	
2	1 visit	276125	4.24	266506	4.00	294972	4.37	298751	4.43	
3	2 visits	502037	7.71	438078	6.58	497086	7.37	495688	7.35	
4	3 visits	433380	6.66	438978	6.59	461109	6.83	451335	6.69	
5	4 visits	378603	5.82	355018	5.33	341909	5.07	355782	5.27	
6	5 to 9 visits	455937	7.00	495536	7.44	458882	6.80	455535	6.75	
7	10 or more visits	201413	3.09	201006	3.02	200086	2.97	187156	2.77	

KCIVOPQY - Outpatient visits to Civilian facility										
Unweighted										
Value	Formatted Value	Q1		Q2		Q3		Q4		
		Count	Percent	Count	Percent	Count	Percent	Count	Percent	
.	No response	237	1.71	365	2.62	307	2.18	210	1.64	
A	Mult response	11	0.08	11	0.08	7	0.05	9	0.07	
1	None	9779	70.56	9109	65.28	9312	66.06	8058	63.09	
2	1 visit	464	3.35	483	3.46	534	3.79	466	3.65	
3	2 visits	640	4.62	763	5.47	845	5.99	776	6.08	
4	3 visits	654	4.72	747	5.35	775	5.50	798	6.25	
5	4 visits	586	4.23	717	5.14	712	5.05	745	5.83	
6	5 to 9 visits	942	6.80	1160	8.31	1054	7.48	1127	8.82	
7	10 or more visits	547	3.95	599	4.29	550	3.90	584	4.57	

Weighted										
Value	Formatted Value	Q1		Q2		Q3		Q4		
		Count	Percent	Count	Percent	Count	Percent	Count	Percent	
.	No response	172821	2.66	218108	3.28	185772	2.75	132025	1.96	
A	Mult response	2826	0.04	6873	0.10	5187	0.08	8161	0.12	
1	None	3325162	51.09	3260179	48.95	3368020	49.91	3245400	48.11	
2	1 visit	335087	5.15	324366	4.87	394921	5.85	371040	5.50	
3	2 visits	491013	7.54	555807	8.35	594311	8.81	582750	8.64	
4	3 visits	549524	8.44	532441	7.99	557906	8.27	618461	9.17	
5	4 visits	457115	7.02	533359	8.01	541780	8.03	562317	8.34	
6	5 to 9 visits	764985	11.75	834302	12.53	727380	10.78	833385	12.35	
7	10 or more visits	410351	6.30	394246	5.92	372766	5.52	392199	5.81	

KCIVINS - Beneficiary covered by civilian insurance										
Unweighted										
Value	Formatted Value	Q1		Q2		Q3		Q4		
		Count	Percent	Count	Percent	Count	Percent	Count	Percent	
1	Yes	2293	16.54	2758	19.76	2789	19.79	2530	19.81	
2	No	11567	83.46	11196	80.24	11307	80.21	10243	80.19	

Weighted										
Value	Formatted Value	Q1		Q2		Q3		Q4		
		Count	Percent	Count	Percent	Count	Percent	Count	Percent	
1	Yes	1736397	26.68	1797073	26.98	1856467	27.51	1728478	25.62	
2	No	4772488	73.32	4862608	73.02	4891575	72.49	5017259	74.38	

KPRSCPTN - 7 or more civilian prescriptions filled by military pharmacy										
Unweighted										
Value	Formatted Value	Count	Q1 Percent	Count	Q2 Percent	Count	Q3 Percent	Count	Q4 Percent	Percent
.	Missing/Unknown /NA	128	0.92	13954	100.00	2405	17.06	81	0.63	
1	Yes	1502	10.84	.	.	1362	9.66	1601	12.53	
2	No	12230	88.24	.	.	10329	73.28	11091	86.83	
Weighted										
Value	Formatted Value	Count	Q1 Percent	Count	Q2 Percent	Count	Q3 Percent	Count	Q4 Percent	Percent
.	Missing/Unknown /NA	71879	1.10	6659682	100.00	1113797	16.51	37110	0.55	
1	Yes	960787	14.76	.	.	766188	11.35	929083	13.77	
2	No	5476218	84.13	.	.	4868057	72.14	5779545	85.68	

KBRSTCR - Women age 40 and over ever had mammogram and breast exam										
Unweighted										
Value	Formatted Value	Count	Q1 Percent	Count	Q2 Percent	Count	Q3 Percent	Count	Q4 Percent	Percent
.	Missing/Unknown /NA	10524	75.93	10306	73.86	10265	72.82	9090	71.17	
1	Yes	3136	22.63	3454	24.75	3580	25.40	3491	27.33	
2	No	200	1.44	194	1.39	251	1.78	192	1.50	
Weighted										
Value	Formatted Value	Count	Q1 Percent	Count	Q2 Percent	Count	Q3 Percent	Count	Q4 Percent	Percent
.	Missing/Unknown /NA	4500708	69.15	4612197	69.26	4617442	68.43	4581765	67.92	
1	Yes	1905705	29.28	1936270	29.07	1988079	29.46	2059311	30.53	
2	No	102472	1.57	111214	1.67	142521	2.11	104661	1.55	

HP_PRNTL - Pregnant in last year received care in 1st trimester										
Unweighted										
Value	Formatted Value	Count	Q1 Percent	Count	Q2 Percent	Count	Q3 Percent	Count	Q4 Percent	Percent
.	Missing/Unknown /3 mnths prg now	13134	94.76	13314	95.41	13415	95.17	12183	95.38	
1	Yes	623	4.49	572	4.10	589	4.18	527	4.13	
2	No	103	0.74	68	0.49	92	0.65	63	0.49	
Weighted										
Value	Formatted Value	Count	Q1 Percent	Count	Q2 Percent	Count	Q3 Percent	Count	Q4 Percent	Percent
.	Missing/Unknown /3 mnths prg now	6304537	96.86	6463593	97.06	6523665	96.67	6522958	96.70	
1	Yes	175694	2.70	173099	2.60	177770	2.63	193668	2.87	
2	No	28654	0.44	22989	0.35	46607	0.69	29111	0.43	

HP_MAMOG - Women age 40 and over mammography in past 2 years										
Unweighted										
Value	Formatted Value	Count	Q1 Percent	Count	Q2 Percent	Count	Q3 Percent	Count	Q4 Percent	Percent
.	Missing/Unknown /NA	10508	75.82	10290	73.74	10245	72.68	9071	71.02	
1	Yes	2787	20.11	3011	21.58	3153	22.37	3132	24.52	
2	No	565	4.08	653	4.68	698	4.95	570	4.46	
Weighted										
Value	Formatted Value	Count	Q1 Percent	Count	Q2 Percent	Count	Q3 Percent	Count	Q4 Percent	Percent
.	Missing/Unknown /NA	4493090	69.03	4599723	69.07	4603759	68.22	4571822	67.77	
1	Yes	1717796	26.39	1697492	25.49	1746659	25.88	1840988	27.29	
2	No	297999	4.58	362467	5.44	397624	5.89	332927	4.94	

HP_MAM50 - Women age 50 and over mammography in past 2 years										
Unweighted										
Value	Formatted Value	Count	Q1 Percent	Count	Q2 Percent	Count	Q3 Percent	Count	Q4 Percent	Count
.	Missing/Unknown /NA	11836	85.40	11539	82.69	11556	81.98	10248	80.23	
1	Yes	1773	12.79	2077	14.88	2161	15.33	2211	17.31	
2	No	251	1.81	338	2.42	379	2.69	314	2.46	
Weighted										
Value	Formatted Value	Count	Q1 Percent	Count	Q2 Percent	Count	Q3 Percent	Count	Q4 Percent	Count
.	Missing/Unknown /NA	4935437	75.83	5081111	76.30	5105093	75.65	5075622	75.24	
1	Yes	1367046	21.00	1340305	20.13	1368488	20.28	1451708	21.52	
2	No	206402	3.17	238266	3.58	274462	4.07	218408	3.24	

HP_PAP - All women Pap smear in last 3 years										
Unweighted										
Value	Formatted Value	Count	Q1 Percent	Count	Q2 Percent	Count	Q3 Percent	Count	Q4 Percent	Count
.	Missing/Unknown /NA	6829	49.27	6944	49.76	6965	49.41	6372	49.89	
1	Yes	6387	46.08	6266	44.90	6362	45.13	5789	45.32	
2	No	644	4.65	744	5.33	769	5.46	612	4.79	
Weighted										
Value	Formatted Value	Count	Q1 Percent	Count	Q2 Percent	Count	Q3 Percent	Count	Q4 Percent	Count
.	Missing/Unknown /NA	3400589	52.25	3483692	52.31	3480108	51.57	3501639	51.91	
1	Yes	2683968	41.24	2720512	40.85	2821338	41.81	2888200	42.82	
2	No	424327	6.52	455478	6.84	446597	6.62	355898	5.28	

HP_BP - Blood pressure check in last 2 years know results										
Unweighted										
Value	Formatted Value	Count	Q1 Percent	Count	Q2 Percent	Count	Q3 Percent	Count	Q4 Percent	Count
.	Unknown	115	0.83	216	1.55	184	1.31	139	1.09	
1	Yes	12569	90.69	12608	90.35	12703	90.12	11637	91.11	
2	No	1176	8.48	1130	8.10	1209	8.58	997	7.81	
Weighted										
Value	Formatted Value	Count	Q1 Percent	Count	Q2 Percent	Count	Q3 Percent	Count	Q4 Percent	Count
.	Unknown	55526	0.85	112530	1.69	99225	1.47	86209	1.28	
1	Yes	5905834	90.73	6016782	90.35	6082587	90.14	6150057	91.17	
2	No	547524	8.41	530370	7.96	566231	8.39	509471	7.55	

HP_FLU - Age 65 and older flu shot in last 12 months										
Unweighted										
Value	Formatted Value	Count	Q1 Percent	Count	Q2 Percent	Count	Q3 Percent	Count	Q4 Percent	Count
.	Missing/Unknown /NA	12335	89.00	11905	85.32	12027	85.32	10618	83.13	
1	Yes	1142	8.24	1492	10.69	1469	10.42	1309	10.25	
2	No	383	2.76	557	3.99	600	4.26	846	6.62	
Weighted										
Value	Formatted Value	Count	Q1 Percent	Count	Q2 Percent	Count	Q3 Percent	Count	Q4 Percent	Count
.	Missing/Unknown /NA	4926252	75.69	4971158	74.65	5074204	75.20	5038968	74.70	
1	Yes	1207123	18.55	1215806	18.26	1202435	17.82	1064115	15.77	
2	No	375510	5.77	472718	7.10	471403	6.99	642655	9.53	

HP_PROS - Men age 50 or over prostate exam in last 12 months										
Unweighted										
Value	Formatted Value	Count	Q1 Percent	Count	Q2 Percent	Count	Q3 Percent	Count	Q4 Percent	Percent
.	Missing/Unknown /NA	11690	84.34	11306	81.02	11472	81.38	10165	79.58	
1	Yes	1399	10.09	1694	12.14	1697	12.04	1668	13.06	
2	No	771	5.56	954	6.84	927	6.58	940	7.36	
Weighted										
Value	Formatted Value	Count	Q1 Percent	Count	Q2 Percent	Count	Q3 Percent	Count	Q4 Percent	Percent
.	Missing/Unknown /NA	4854849	74.59	4861909	73.01	5039304	74.68	4983206	73.87	
1	Yes	1128592	17.34	1164915	17.49	1116217	16.54	1152349	17.08	
2	No	525444	8.07	632858	9.50	592522	8.78	610183	9.05	

HP_GP - General physical exam in last 12 months										
Unweighted										
Value	Formatted Value	Count	Q1 Percent	Count	Q2 Percent	Count	Q3 Percent	Count	Q4 Percent	Percent
.	Missing/Unknown /NA	187	1.35	209	1.50	175	1.24	129	1.01	
1	Yes	7390	53.32	7606	54.51	7581	53.78	7196	56.34	
2	No	6283	45.33	6139	43.99	6340	44.98	5448	42.65	
Weighted										
Value	Formatted Value	Count	Q1 Percent	Count	Q2 Percent	Count	Q3 Percent	Count	Q4 Percent	Percent
.	Missing/Unknown /NA	101302	1.56	106768	1.60	91189	1.35	75319	1.12	
1	Yes	3692820	56.74	3684414	55.32	3708984	54.96	3877417	57.48	
2	No	2714763	41.71	2868500	43.07	2947869	43.68	2793000	41.40	

HP_BRST - Women age 40 and over breast exam in last 12 months										
Unweighted										
Value	Formatted Value	Count	Q1 Percent	Count	Q2 Percent	Count	Q3 Percent	Count	Q4 Percent	Percent
.	Missing/Unknown /NA	10503	75.78	10285	73.71	10186	72.26	9077	71.06	
1	Yes	2318	16.72	2503	17.94	2644	18.76	2590	20.28	
2	No	1039	7.50	1166	8.36	1266	8.98	1106	8.66	
Weighted										
Value	Formatted Value	Count	Q1 Percent	Count	Q2 Percent	Count	Q3 Percent	Count	Q4 Percent	Percent
.	Missing/Unknown /NA	4489002	68.97	4601702	69.10	4563531	67.63	4574980	67.82	
1	Yes	1406503	21.61	1411610	21.20	1413126	20.94	1542131	22.86	
2	No	613380	9.42	646370	9.71	771385	11.43	628626	9.32	

HP_CHOL - Cholesterol screening in last 5 years										
Unweighted										
Value	Formatted Value	Count	Q1 Percent	Count	Q2 Percent	Count	Q3 Percent	Count	Q4 Percent	Percent
.	Missing/Unknown /NA	103	0.74	195	1.40	157	1.11	125	0.98	
1	Yes	10674	77.01	10947	78.45	11034	78.28	10241	80.18	
2	No	3083	22.24	2812	20.15	2905	20.61	2407	18.84	
Weighted										
Value	Formatted Value	Count	Q1 Percent	Count	Q2 Percent	Count	Q3 Percent	Count	Q4 Percent	Percent
.	Missing/Unknown /NA	69513	1.07	96017	1.44	78954	1.17	79579	1.18	
1	Yes	5251788	80.69	5373134	80.68	5394297	79.94	5505748	81.62	
2	No	1187584	18.25	1190531	17.88	1274791	18.89	1160410	17.20	

HP_SMOKE - Advised to quit smoking in last 12 months										
Unweighted										
Value	Formatted Value	Count	Q1 Percent	Count	Q2 Percent	Count	Q3 Percent	Count	Q4 Percent	Percent
.	Missing/Unknown /NA	11281	81.39	11402	81.71	11486	81.48	10526	82.41	
1	Yes	1641	11.84	1654	11.85	1622	11.51	1429	11.19	
2	No	938	6.77	898	6.44	988	7.01	818	6.40	
Weighted										
Value	Formatted Value	Count	Q1 Percent	Count	Q2 Percent	Count	Q3 Percent	Count	Q4 Percent	Percent
.	Missing/Unknown /NA	5292416	81.31	5451417	81.86	5495922	81.44	5569900	82.57	
1	Yes	757718	11.64	761524	11.43	767654	11.38	738495	10.95	
2	No	458750	7.05	446741	6.71	484467	7.18	437342	6.48	

HP_SMOKH - Smoker under HEDIS definition										
Unweighted										
Value	Formatted Value	Count	Q1 Percent	Count	Q2 Percent	Count	Q3 Percent	Count	Q4 Percent	Percent
.	Did not answer	213	1.54	328	2.35	259	1.84	256	2.00	
1	Yes	2640	19.05	2609	18.70	2710	19.23	2321	18.17	
2	No	11007	79.42	11017	78.95	11127	78.94	10196	79.82	
Weighted										
Value	Formatted Value	Count	Q1 Percent	Count	Q2 Percent	Count	Q3 Percent	Count	Q4 Percent	Percent
.	Did not answer	121131	1.86	133777	2.01	135957	2.01	137080	2.03	
1	Yes	1234593	18.97	1244469	18.69	1294631	19.19	1218624	18.07	
2	No	5153160	79.17	5281436	79.30	5317455	78.80	5390033	79.90	

HP_CESS - Had smoking cessation counseling										
Unweighted										
Value	Formatted Value	Count	Q1 Percent	Count	Q2 Percent	Count	Q3 Percent	Count	Q4 Percent	Count
.	Did not answer	11825	85.32	11891	85.22	12033	85.36	10959	85.80	
1	Yes	1462	10.55	1482	10.62	1412	10.02	1295	10.14	
2	No	573	4.13	581	4.16	651	4.62	519	4.06	
Weighted										
Value	Formatted Value	Count	Q1 Percent	Count	Q2 Percent	Count	Q3 Percent	Count	Q4 Percent	Count
.	Did not answer	5562078	85.45	5691955	85.47	5778662	85.63	5798246	85.95	
1	Yes	661791	10.17	681851	10.24	670509	9.94	671531	9.95	
2	No	285015	4.38	285876	4.29	298872	4.43	275959	4.09	

SF8PF - SF8 Variable - Physical Functioning										
Unweighted										
Value	Formatted Value	Count	Q1 Percent	Count	Q2 Percent	Count	Q3 Percent	Count	Q4 Percent	Count
.	.	173	1.25	13954	100.00	14096	100.00	12773	100.00	
21	21	200	1.44	
30	30	1012	7.30	
40	40	1868	13.48	
48	48	2529	18.25	
54	54	8078	58.28	
Weighted										
Value	Formatted Value	Count	Q1 Percent	Count	Q2 Percent	Count	Q3 Percent	Count	Q4 Percent	Count
.	.	94590	1.45	6659682	100.00	6748042	100.00	6745737	100.00	
21	21	116310	1.79	
30	30	570485	8.76	
40	40	989097	15.20	
48	48	1235312	18.98	
54	54	3503091	53.82	

SF8RP - SF8 Variable - Role Physical										
Unweighted										
Value	Formatted Value	Count	Q1 Percent	Count	Q2 Percent	Count	Q3 Percent	Count	Q4 Percent	Percent
.	.	123	0.89	13954	100.00	14096	100.00	12773	100.00	
23	23	183	1.32	
28	28	800	5.77	
39	39	1425	10.28	
47	47	2229	16.08	
54	54	9100	65.66	
Weighted										
Value	Formatted Value	Count	Q1 Percent	Count	Q2 Percent	Count	Q3 Percent	Count	Q4 Percent	Percent
.	.	84437	1.30	6659682	100.00	6748042	100.00	6745737	100.00	
23	23	120674	1.85	
28	28	442354	6.80	
39	39	808443	12.42	
47	47	1105907	16.99	
54	54	3947071	60.64	

SF8BP - SF8 Variable - Bodily Pain										
Unweighted										
Value	Formatted Value	Count	Q1 Percent	Count	Q2 Percent	Count	Q3 Percent	Count	Q4 Percent	Percent
.	.	156	1.13	13954	100.00	14096	100.00	12773	100.00	
25	25	114	0.82	
31	31	647	4.67	
40	40	2399	17.31	
48	48	2406	17.36	
53	53	3924	28.31	
61	61	4214	30.40	
Weighted										
Value	Formatted Value	Count	Q1 Percent	Count	Q2 Percent	Count	Q3 Percent	Count	Q4 Percent	Percent
.	.	96508	1.48	6659682	100.00	6748042	100.00	6745737	100.00	
25	25	47596	0.73	
31	31	367976	5.65	
40	40	1262074	19.39	
48	48	1214648	18.66	
53	53	1701046	26.13	
61	61	1819035	27.95	

SF8GH - SF8 Variable - General Health										
Unweighted										
Value	Formatted Value	Count	Q1 Percent	Count	Q2 Percent	Count	Q3 Percent	Count	Q4 Percent	Percent
.	.	167	1.20	13954	100.00	14096	100.00	12773	100.00	
23	23	90	0.65
33	33	435	3.14
38	38	1722	12.42
46	46	4378	31.59
53	53	4574	33.00
59	59	2494	17.99
Weighted										
Value	Formatted Value	Count	Q1 Percent	Count	Q2 Percent	Count	Q3 Percent	Count	Q4 Percent	Percent
.	.	95250	1.46	6659682	100.00	6748042	100.00	6745737	100.00	
23	23	41747	0.64
33	33	235202	3.61
38	38	890338	13.68
46	46	2061496	31.67
53	53	2099859	32.26
59	59	1084993	16.67

SF8VT - SF8 Variable - Vitality										
Unweighted										
Value	Formatted Value	Count	Q1 Percent	Count	Q2 Percent	Count	Q3 Percent	Count	Q4 Percent	Percent
.	.	135	0.97	13954	100.00	14096	100.00	12773	100.00	
28	28	135	0.97
36	36	895	6.46
45	45	4321	31.18
56	56	6401	46.18
62	62	1973	14.24
Weighted										
Value	Formatted Value	Count	Q1 Percent	Count	Q2 Percent	Count	Q3 Percent	Count	Q4 Percent	Percent
.	.	83252	1.28	6659682	100.00	6748042	100.00	6745737	100.00	
28	28	64764	1.00
36	36	451046	6.93
45	45	2124520	32.64
56	56	2921224	44.88
62	62	864078	13.28

SF8SF - SF8 Variable - Social Functioning										
Unweighted										
Value	Formatted Value	Count	Q1 Percent	Count	Q2 Percent	Count	Q3 Percent	Count	Q4 Percent	Percent
.	.	128	0.92	13954	100.00	14096	100.00	12773	100.00	
23	23	106	0.76	
30	30	780	5.63	
40	40	2067	14.91	
49	49	3137	22.63	
55	55	7642	55.14	
Weighted										
Value	Formatted Value	Count	Q1 Percent	Count	Q2 Percent	Count	Q3 Percent	Count	Q4 Percent	Percent
.	.	96538	1.48	6659682	100.00	6748042	100.00	6745737	100.00	
23	23	56928	0.87	
30	30	399655	6.14	
40	40	1042993	16.02	
49	49	1498947	23.03	
55	55	3413823	52.45	

SF8RE - SF8 Variable - Role Emotional										
Unweighted										
Value	Formatted Value	Count	Q1 Percent	Count	Q2 Percent	Count	Q3 Percent	Count	Q4 Percent	Percent
.	.	137	0.99	13954	100.00	14096	100.00	12773	100.00	
22	22	82	0.59	
29	29	405	2.92	
38	38	1215	8.77	
46	46	2447	17.66	
52	52	9574	69.08	
Weighted										
Value	Formatted Value	Count	Q1 Percent	Count	Q2 Percent	Count	Q3 Percent	Count	Q4 Percent	Percent
.	.	107533	1.65	6659682	100.00	6748042	100.00	6745737	100.00	
22	22	52827	0.81	
29	29	211455	3.25	
38	38	614087	9.43	
46	46	1191618	18.31	
52	52	4331365	66.55	

SF8MH - SF8 Variable - Mental Health										
Unweighted										
Value	Formatted Value	Count	Q1 Percent	Count	Q2 Percent	Count	Q3 Percent	Count	Q4 Percent	Percent
.	.	149	1.08	13954	100.00	14096	100.00	12773	100.00	
21	21	197	1.42
32	32	804	5.80
42	42	1625	11.72
50	50	4096	29.55
57	57	6989	50.43
Weighted										
Value	Formatted Value	Count	Q1 Percent	Count	Q2 Percent	Count	Q3 Percent	Count	Q4 Percent	Percent
.	.	88775	1.36	6659682	100.00	6748042	100.00	6745737	100.00	
21	21	79494	1.22
32	32	404138	6.21
42	42	763860	11.74
50	50	1907670	29.31
57	57	3264947	50.16

PCS_8 - Physical Health Summary										
Unweighted										
Value	Formatted Value	Count	Q1 Percent	Count	Q2 Percent	Count	Q3 Percent	Count	Q4 Percent	Percent
11 -- 68	. 00000001-- 99999999	466 13394	3.36 96.64	13954	100.00	14096	100.00	12773	100.00	
.
Weighted										
Value	Formatted Value	Count	Q1 Percent	Count	Q2 Percent	Count	Q3 Percent	Count	Q4 Percent	Percent
11 -- 68	. 00000001-- 99999999	266293 6242591	4.09 95.91	6659682	100.00	6748042	100.00	6745737	100.00	
.

MCS 8 - Mental Health Summary											
Unweighted											
Value	Formatted Value	Count	Q1 Percent	Count	Q2 Percent	Count	Q3 Percent	Count	Q4 Percent	Count	Percent
10 -- 71	00000001-- 99999999	466 13394	3.36 96.64	13954	100.00	14096	100.00	12773	100.00		
Weighted											
Value	Formatted Value	Count	Q1 Percent	Count	Q2 Percent	Count	Q3 Percent	Count	Q4 Percent	Count	Percent
10 -- 71	00000001-- 99999999	266293 6242591	4.09 95.91	6659682	100.00	6748042	100.00	6745737	100.00		

KMID_H - Below Median Physical Health											
Unweighted											
Value	Formatted Value	Count	Q1 Percent	Count	Q2 Percent	Count	Q3 Percent	Count	Q4 Percent	Count	Percent
.	Missing/Unknown /NA	466	3.36	13954	100.00	14096	100.00	12773	100.00		
1	Yes	5899	42.56		
2	No	7495	54.08		
Weighted											
Value	Formatted Value	Count	Q1 Percent	Count	Q2 Percent	Count	Q3 Percent	Count	Q4 Percent	Count	Percent
.	Missing/Unknown /NA	266293	4.09	6659682	100.00	6748042	100.00	6745737	100.00		
1	Yes	2829083	43.46		
2	No	3413509	52.44		

2002 HEALTH CARE SURVEY OF DOD BENEFICIARIES – FINAL

KMID_MH - Below Median Mental Health										
Unweighted										
Value	Formatted Value	Count	Q1 Percent	Count	Q2 Percent	Count	Q3 Percent	Count	Q4 Percent	Count
.	Missing/Unknown /NA	466	3.36	13954	100.00	14096	100.00	12773	100.00	
1	Yes	4552	32.84
2	No	8842	63.80
Weighted										
Value	Formatted Value	Count	Q1 Percent	Count	Q2 Percent	Count	Q3 Percent	Count	Q4 Percent	Count
.	Missing/Unknown /NA	266293	4.09	6659682	100.00	6748042	100.00	6745737	100.00	
1	Yes	2367974	36.38
2	No	3874617	59.53

BWT - Basic Sampling Weight										
Unweighted										
Value	Formatted Value	Count	Q1 Percent	Count	Q2 Percent	Count	Q3 Percent	Count	Q4 Percent	Count
10.978 -- 25.925	Minimum to 10th Percentile	1879	13.56	1426	10.22	1303	9.24	1078	8.44	
27.090 -- 44.390	>10th to 25th Percentile	2526	18.23	1851	13.27	1938	13.75	1702	13.32	
45.366 -- 91.934	>25th to 50th Percentile	3496	25.22	3546	25.41	3506	24.87	3200	25.05	
92.742 -- 226.911	>50th to 75th Percentile	3103	22.39	3457	24.77	3757	26.65	3248	25.43	
227.614 -- 461.192	>75th to 90th Percentile	1907	13.76	2119	15.19	2124	15.07	2059	16.12	
478.630 -- 1554.906	>90th to 100th Percentile	949	6.85	1555	11.14	1468	10.41	1486	11.63	
Weighted										
Value	Formatted Value	Count	Q1 Percent	Count	Q2 Percent	Count	Q3 Percent	Count	Q4 Percent	Count
10.978 -- 25.925	Minimum to 10th Percentile	169471	2.60	129250	1.94	112447	1.67	110979	1.65	
27.090 -- 44.390	>10th to 25th Percentile	325310	5.00	233188	3.50	248614	3.68	255854	3.79	
45.366 -- 91.934	>25th to 50th Percentile	764523	11.75	860704	12.92	858815	12.73	931133	13.80	
92.742 -- 226.911	>50th to 75th Percentile	1376892	21.15	1482319	22.26	1657297	24.56	1506873	22.34	
227.614 -- 461.192	>75th to 90th Percentile	1199653	18.43	1373711	20.63	1352508	20.04	1412997	20.95	
478.630 -- 1554.906	>90th to 100th Percentile	2673036	41.07	2580510	38.75	2518362	37.32	2527901	37.47	

2002 HEALTH CARE SURVEY OF DOD BENEFICIARIES – FINAL

ADJ_CELL - Adjusted STRATUM cell										
Unweighted										
Value	Formatted Value	Q1		Q2		Q3		Q4		
		Count	Percent	Count	Percent	Count	Percent	Count	Percent	
101	101	41	0.30	29	0.21	37	0.26	30	0.23	
102	102	17	0.12	22	0.16	22	0.16	18	0.14	
104	104	59	0.43	51	0.37	53	0.38	47	0.37	
301	301	26	0.19	17	0.12	21	0.15	17	0.13	
302	302	17	0.12	19	0.14	20	0.14	20	0.16	
304	304	21	0.15	19	0.14	22	0.16	16	0.13	
305	305	21	0.15	33	0.24	25	0.18	20	0.16	
306	306	18	0.13	27	0.19	21	0.15	20	0.16	
401	401	60	0.43	57	0.41	53	0.38	49	0.38	
402	402	30	0.22	39	0.28	35	0.25	33	0.26	
404	404	36	0.26	33	0.24	32	0.23	36	0.28	
501	501	44	0.32	60	0.43	45	0.32	36	0.28	
502	502	19	0.14	18	0.13	15	0.11	19	0.15	
504	504	33	0.24	26	0.19	32	0.23	26	0.20	
601	601	26	0.19	37	0.27	43	0.31	33	0.26	
602	602	20	0.14	29	0.21	23	0.16	23	0.18	
604	604	21	0.15	21	0.15	23	0.16	19	0.15	
605	605	38	0.27	40	0.29	33	0.23	36	0.28	
801	801	44	0.32	48	0.34	50	0.35	38	0.30	
802	802	24	0.17	17	0.12	18	0.13	21	0.16	
804	804	37	0.27	23	0.16	41	0.29	33	0.26	
901	901	24	0.17	25	0.18	26	0.18	24	0.19	
902	902	42	0.30	41	0.29	36	0.26	24	0.19	
904	904	23	0.17	25	0.18	29	0.21	30	0.23	
905	905	34	0.25	35	0.25	36	0.26	28	0.22	
906	906	39	0.28	47	0.34	48	0.34	45	0.35	
1001	1001	49	0.35	50	0.36	42	0.30	36	0.28	
1002	1002	19	0.14	25	0.18	26	0.18	21	0.16	
1004	1004	33	0.24	34	0.24	49	0.35	45	0.35	
1301	1301	60	0.43	50	0.36	57	0.40	54	0.42	
1302	1302	23	0.17	24	0.17	28	0.20	29	0.23	
1304	1304	26	0.19	29	0.21	30	0.21	19	0.15	
1401	1401	29	0.21	35	0.25	39	0.28	37	0.29	
1402	1402	66	0.48	79	0.57	64	0.45	68	0.53	
1405	1405	22	0.16	27	0.19	37	0.26	32	0.25	
1406	1406	33	0.24	55	0.39	49	0.35	55	0.43	
1901	1901	60	0.43	53	0.38	52	0.37	66	0.52	
1902	1902	28	0.20	29	0.21	32	0.23	28	0.22	
1904	1904	19	0.14	30	0.21	26	0.18	25	0.20	
2401	2401	51	0.37	62	0.44	42	0.30	29	0.23	
2402	2402	42	0.30	42	0.30	53	0.38	41	0.32	
2404	2404	42	0.30	40	0.29	43	0.31	40	0.31	
2406	2406	23	0.17	40	0.29	37	0.26	31	0.24	
2801	2801	18	0.13	15	0.11	19	0.13	13	0.10	
2802	2802	20	0.14	22	0.16	15	0.11	17	0.13	
2804	2804	18	0.13	18	0.13	25	0.18	18	0.14	
2805	2805	13	0.09	20	0.14	20	0.14	22	0.17	
2806	2806	22	0.16	18	0.13	22	0.16	20	0.16	
2901	2901	23	0.17	46	0.33	45	0.32	42	0.33	
2902	2902	27	0.19	30	0.21	25	0.18	19	0.15	
2903	2903	13	0.09	22	0.16	22	0.16	17	0.13	
2904	2904	18	0.13	20	0.14	29	0.21	23	0.18	
2905	2905	33	0.24	50	0.36	56	0.40	56	0.44	
3001	3001	23	0.17	18	0.13	26	0.18	12	0.09	
3002	3002	13	0.09	15	0.11	21	0.15	15	0.12	
3004	3004	36	0.26	38	0.27	45	0.32	27	0.21	
3006	3006	21	0.15	15	0.11	18	0.13	16	0.13	
3201	3201	69	0.50	24	0.17	24	0.17	18	0.14	
3202	3202	28	0.20	33	0.24	41	0.29	25	0.20	
3204	3204	25	0.18	18	0.13	17	0.12	20	0.16	

2002 HEALTH CARE SURVEY OF DOD BENEFICIARIES – FINAL

3205	3205	39	0.28	39	0.28	37	0.26	38	0.30
3301	3301	101	0.73	43	0.31	46	0.33	34	0.27
3302	3302	49	0.35	23	0.16	26	0.18	25	0.20
3304	3304	43	0.31	33	0.24	30	0.21	42	0.33
3305	3305	39	0.28	56	0.40	53	0.38	54	0.42
3501	3501	68	0.49	67	0.48	48	0.34	43	0.34
3502	3502	22	0.16	34	0.24	25	0.18	25	0.20
3504	3504	20	0.14	18	0.13	24	0.17	19	0.15
3601	3601	38	0.27	37	0.27	47	0.33	36	0.28
3602	3602	15	0.11	14	0.10	24	0.17	15	0.12
3604	3604	45	0.32	54	0.39	44	0.31	43	0.34
3701	3701	38	0.27	65	0.47	56	0.40	63	0.49
3702	3702	43	0.31	39	0.28	47	0.33	43	0.34
3704	3704	20	0.14	17	0.12	14	0.10	21	0.16
3705	3705	47	0.34	66	0.47	60	0.43	51	0.40
3801	3801	31	0.22	38	0.27	50	0.35	37	0.29
3802	3802	39	0.28	47	0.34	42	0.30	40	0.31
3804	3804	29	0.21	23	0.16	31	0.22	31	0.24
3805	3805	28	0.20	29	0.21	32	0.23	21	0.16
3806	3806	19	0.14	28	0.20	24	0.17	27	0.21
3901	3901	34	0.25	42	0.30	43	0.31	30	0.23
3902	3902	50	0.36	49	0.35	55	0.39	34	0.27
3904	3904	18	0.13	37	0.27	32	0.23	29	0.23
3905	3905	28	0.20	37	0.27	39	0.28	38	0.30
3906	3906	17	0.12	28	0.20	24	0.17	28	0.22
4201	4201	29	0.21	27	0.19	23	0.16	30	0.23
4202	4202	50	0.36	39	0.28	46	0.33	30	0.23
4204	4204	20	0.14	26	0.19	16	0.11	27	0.21
4205	4205	23	0.17	38	0.27	34	0.24	39	0.31
4206	4206	21	0.15	33	0.24	23	0.16	31	0.24
4301	4301	50	0.36	41	0.29	43	0.31	31	0.24
4302	4302	24	0.17	21	0.15	23	0.16	17	0.13
4304	4304	44	0.32	40	0.29	46	0.33	42	0.33
4501	4501	30	0.22	29	0.21	27	0.19	15	0.12
4502	4502	44	0.32	41	0.29	43	0.31	37	0.29
4504	4504	23	0.17	40	0.29	38	0.27	36	0.28
4505	4505	36	0.26	51	0.37	49	0.35	41	0.32
4506	4506	43	0.31	62	0.44	70	0.50	65	0.51
4601	4601	28	0.20	29	0.21	28	0.20	27	0.21
4604	4604	72	0.52	93	0.67	90	0.64	78	0.61
4701	4701	28	0.20	51	0.37	52	0.37	44	0.34
4702	4702	22	0.16	25	0.18	20	0.14	20	0.16
4704	4704	20	0.14	29	0.21	38	0.27	36	0.28
4705	4705	21	0.15	14	0.10	18	0.13	19	0.15
4706	4706	23	0.17	21	0.15	24	0.17	21	0.16
4801	4801	19	0.14	22	0.16	23	0.16	34	0.27
4802	4802	32	0.23	37	0.27	31	0.22	33	0.26
4804	4804	18	0.13	15	0.11	23	0.16	20	0.16
4805	4805	16	0.12	17	0.12	17	0.12	17	0.13
4806	4806	23	0.17	24	0.17	23	0.16	27	0.21
4901	4901	20	0.14	29	0.21	22	0.16	21	0.16
4902	4902	27	0.19	29	0.21	35	0.25	24	0.19
4904	4904	15	0.11	16	0.11	11	0.08	22	0.17
4905	4905	33	0.24	37	0.27	34	0.24	31	0.24
5101	5101	62	0.45	55	0.39	53	0.38	43	0.34
5102	5102	34	0.25	24	0.17	36	0.26	21	0.16
5104	5104	38	0.27	33	0.24	28	0.20	28	0.22
5201	5201	75	0.54	48	0.34	44	0.31	41	0.32
5202	5202	37	0.27	43	0.31	38	0.27	33	0.26
5204	5204	39	0.28	47	0.34	32	0.23	35	0.27
5206	5206	17	0.12	21	0.15	22	0.16	23	0.18
5301	5301	35	0.25	45	0.32	35	0.25	36	0.28
5302	5302	22	0.16	25	0.18	20	0.14	16	0.13
5304	5304	22	0.16	22	0.16	21	0.15	17	0.13
5305	5305	22	0.16	22	0.16	27	0.19	25	0.20
5501	5501	32	0.23	32	0.23	30	0.21	34	0.27
5502	5502	48	0.35	35	0.25	46	0.33	44	0.34
5504	5504	18	0.13	21	0.15	19	0.13	23	0.18
5505	5505	26	0.19	29	0.21	32	0.23	29	0.23
5506	5506	23	0.17	23	0.16	21	0.15	23	0.18
5601	5601	27	0.19	38	0.27	34	0.24	21	0.16

2002 HEALTH CARE SURVEY OF DOD BENEFICIARIES – FINAL

5602	5602	40	0.29	27	0.19	36	0.26	36	0.28
5604	5604	39	0.28	38	0.27	44	0.31	35	0.27
5606	5606	20	0.14	12	0.09	16	0.11	20	0.16
5701	5701	24	0.17	23	0.16	23	0.16	39	0.31
5702	5702	17	0.12	24	0.17	16	0.11	23	0.18
5704	5704	22	0.16	15	0.11	21	0.15	20	0.16
5705	5705	45	0.32	40	0.29	35	0.25	36	0.28
5801	5801	69	0.50	46	0.33	60	0.43	53	0.41
5802	5802	36	0.26	26	0.19	33	0.23	25	0.20
5804	5804	37	0.27	30	0.21	30	0.21	26	0.20
5901	5901	54	0.39	49	0.35	45	0.32	36	0.28
5902	5902	22	0.16	29	0.21	23	0.16	28	0.22
5904	5904	23	0.17	24	0.17	31	0.22	27	0.21
6001	6001	19	0.14	40	0.29	32	0.23	30	0.23
6002	6002	31	0.22	44	0.32	45	0.32	31	0.24
6004	6004	17	0.12	15	0.11	23	0.16	18	0.14
6005	6005	37	0.27	35	0.25	40	0.28	40	0.31
6101	6101	27	0.19	24	0.17	34	0.24	32	0.25
6102	6102	44	0.32	41	0.29	30	0.21	31	0.24
6104	6104	19	0.14	18	0.13	23	0.16	19	0.15
6105	6105	18	0.13	30	0.21	24	0.17	20	0.16
6106	6106	24	0.17	22	0.16	23	0.16	22	0.17
6201	6201	53	0.38	49	0.35	46	0.33	45	0.35
6202	6202	31	0.22	23	0.16	18	0.13	16	0.13
6204	6204	29	0.21	26	0.19	30	0.21	25	0.20
6401	6401	22	0.16	30	0.21	32	0.23	23	0.18
6402	6402	12	0.09	16	0.11	12	0.09	16	0.13
6404	6404	20	0.14	23	0.16	18	0.13	19	0.15
6405	6405	41	0.30	32	0.23	25	0.18	36	0.28
6601	6601	38	0.27	47	0.34	46	0.33	48	0.38
6602	6602	43	0.31	41	0.29	46	0.33	47	0.37
6604	6604	19	0.14	18	0.13	26	0.18	20	0.16
6605	6605	51	0.37	51	0.37	54	0.38	49	0.38
6701	6701	45	0.32	35	0.25	49	0.35	51	0.40
6702	6702	58	0.42	59	0.42	56	0.40	43	0.34
6704	6704	22	0.16	21	0.15	23	0.16	17	0.13
6705	6705	22	0.16	31	0.22	34	0.24	32	0.25
6706	6706	21	0.15	27	0.19	26	0.18	30	0.23
6901	6901	56	0.40	66	0.47	58	0.41	66	0.52
6902	6902	28	0.20	30	0.21	26	0.18	29	0.23
6904	6904	20	0.14	24	0.17	41	0.29	35	0.27
7301	7301	24	0.17	23	0.16	27	0.19	24	0.19
7302	7302	18	0.13	18	0.13	17	0.12	15	0.12
7304	7304	20	0.14	26	0.19	23	0.16	24	0.19
7305	7305	29	0.21	41	0.29	42	0.30	37	0.29
7501	7501	27	0.19	33	0.24	31	0.22	19	0.15
7502	7502	25	0.18	25	0.18	21	0.15	18	0.14
7504	7504	25	0.18	19	0.14	18	0.13	19	0.15
7505	7505	41	0.30	38	0.27	40	0.28	40	0.31
7801	7801	26	0.19	31	0.22	38	0.27	40	0.31
7802	7802	26	0.19	24	0.17	20	0.14	26	0.20
7804	7804	23	0.17	23	0.16	21	0.15	23	0.18
7805	7805	20	0.14	31	0.22	33	0.23	30	0.23
7806	7806	21	0.15	19	0.14	24	0.17	20	0.16
7901	7901	22	0.16	18	0.13	19	0.13	16	0.13
7902	7902	15	0.11	15	0.11	12	0.09	13	0.10
7904	7904	23	0.17	29	0.21	29	0.21	29	0.23
7905	7905	27	0.19	35	0.25	39	0.28	37	0.29
7906	7906	19	0.14	37	0.27	38	0.27	39	0.31
8301	8301	45	0.32	54	0.39	54	0.38	36	0.28
8302	8302	23	0.17	18	0.13	28	0.20	19	0.15
8304	8304	39	0.28	32	0.23	33	0.23	40	0.31
8601	8601	30	0.22	38	0.27	18	0.13	29	0.23
8602	8602	40	0.29	44	0.32	49	0.35	39	0.31
8604	8604	38	0.27	43	0.31	39	0.28	38	0.30
8606	8606	18	0.13	21	0.15	28	0.20	22	0.17
8901	8901	99	0.71	45	0.32	57	0.40	56	0.44
8902	8902	90	0.65	45	0.32	66	0.47	41	0.32
8904	8904	54	0.39	19	0.14	20	0.14	19	0.15
8905	8905	18	0.13	30	0.21	28	0.20	22	0.17
8906	8906	19	0.14	21	0.15	16	0.11	21	0.16

2002 HEALTH CARE SURVEY OF DOD BENEFICIARIES – FINAL

9001	9001	51	0.37	52	0.37	43	0.31	49	0.38
9002	9002	21	0.15	26	0.19	25	0.18	14	0.11
9004	9004	28	0.20	34	0.24	33	0.23	27	0.21
9101	9101	24	0.17	34	0.24	28	0.20	28	0.22
9102	9102	40	0.29	43	0.31	42	0.30	39	0.31
9104	9104	40	0.29	35	0.25	40	0.28	34	0.27
9106	9106	24	0.17	23	0.16	18	0.13	25	0.20
9201	9201	20	0.14	18	0.13	17	0.12	16	0.13
9202	9202	21	0.15	20	0.14	12	0.09	15	0.12
9204	9204	52	0.38	52	0.37	64	0.45	66	0.52
9501	9501	24	0.17	30	0.21	26	0.18	32	0.25
9502	9502	21	0.15	23	0.16	21	0.15	14	0.11
9504	9504	27	0.19	35	0.25	27	0.19	29	0.23
9505	9505	19	0.14	27	0.19	24	0.17	21	0.16
9506	9506	21	0.15	20	0.14	27	0.19	26	0.20
9601	9601	45	0.32	59	0.42	67	0.48	58	0.45
9602	9602	28	0.20	39	0.28	36	0.26	35	0.27
9604	9604	25	0.18	23	0.16	29	0.21	29	0.23
9801	9801	27	0.19	35	0.25	31	0.22	28	0.22
9802	9802	18	0.13	16	0.11	22	0.16	15	0.12
9804	9804	23	0.17	19	0.14	15	0.11	23	0.18
9805	9805	34	0.25	33	0.24	33	0.23	36	0.28
10101	10101	20	0.14	17	0.12	30	0.21	13	0.10
10102	10102	20	0.14	18	0.13	16	0.11	19	0.15
10104	10104	19	0.14	27	0.19	17	0.12	20	0.16
10105	10105	21	0.15	26	0.19	17	0.12	16	0.13
10106	10106	21	0.15	16	0.11	18	0.13	24	0.19
10301	10301	64	0.46	22	0.16	29	0.21	18	0.14
10302	10302	74	0.53	55	0.39	44	0.31	45	0.35
10304	10304	45	0.32	24	0.17	22	0.16	21	0.16
10305	10305	24	0.17	29	0.21	32	0.23	30	0.23
10306	10306	17	0.12	21	0.15	14	0.10	19	0.15
10401	10401	13	0.09	13	0.09	20	0.14	9	0.07
10402	10402	15	0.11	16	0.11	25	0.18	15	0.12
10404	10404	63	0.45	62	0.44	63	0.45	51	0.40
10501	10501	13	0.09	14	0.10	26	0.18	17	0.13
10502	10502	14	0.10	14	0.10	20	0.14	17	0.13
10504	10504	23	0.17	18	0.13	18	0.13	17	0.13
10505	10505	23	0.17	21	0.15	19	0.13	20	0.16
10506	10506	24	0.17	27	0.19	24	0.17	22	0.17
10801	10801	13	0.09	21	0.15	25	0.18	38	0.30
10802	10802	38	0.27	28	0.20	38	0.27	28	0.22
10804	10804	43	0.31	37	0.27	41	0.29	32	0.25
10806	10806	22	0.16	19	0.14	20	0.14	16	0.13
10901	10901	25	0.18	27	0.19	22	0.16	21	0.16
10902	10902	43	0.31	41	0.29	47	0.33	25	0.20
10904	10904	26	0.19	34	0.24	31	0.22	34	0.27
10905	10905	58	0.42	78	0.56	71	0.50	65	0.51
11001	11001	110	0.79	55	0.39	65	0.46	39	0.31
11002	11002	67	0.48	37	0.27	44	0.31	34	0.27
11004	11004	47	0.34	22	0.16	23	0.16	18	0.14
11005	11005	17	0.12	21	0.15	16	0.11	22	0.17
11006	11006	22	0.16	21	0.15	20	0.14	20	0.16
11201	11201	52	0.38	43	0.31	53	0.38	55	0.43
11202	11202	25	0.18	24	0.17	34	0.24	28	0.22
11204	11204	27	0.19	20	0.14	25	0.18	22	0.17
11301	11301	22	0.16	21	0.15	22	0.16	18	0.14
11302	11302	21	0.15	19	0.14	17	0.12	22	0.17
11304	11304	21	0.15	27	0.19	24	0.17	22	0.17
11305	11305	40	0.29	39	0.28	44	0.31	30	0.23
11701	11701	18	0.13	32	0.23	37	0.26	31	0.24
11702	11702	22	0.16	18	0.13	19	0.13	15	0.12
11704	11704	29	0.21	26	0.19	31	0.22	31	0.24
11705	11705	48	0.35	48	0.34	49	0.35	43	0.34
11801	11801	35	0.25	53	0.38	49	0.35	42	0.33
11802	11802	23	0.17	30	0.21	29	0.21	28	0.22
11804	11804	35	0.25	29	0.21	26	0.18	30	0.23
11901	11901	54	0.39	49	0.35	62	0.44	52	0.41
11902	11902	23	0.17	29	0.21	35	0.25	24	0.19
11904	11904	18	0.13	23	0.16	24	0.17	26	0.20
12001	12001	36	0.26	29	0.21	39	0.28	28	0.22

2002 HEALTH CARE SURVEY OF DOD BENEFICIARIES – FINAL

12002	12002	51	0.37	43	0.31	56	0.40	35	0.27
12004	12004	23	0.17	19	0.14	15	0.11	15	0.12
12005	12005	44	0.32	41	0.29	46	0.33	43	0.34
12101	12101	19	0.14	19	0.14	22	0.16	27	0.21
12102	12102	28	0.20	39	0.28	41	0.29	29	0.23
12104	12104	24	0.17	16	0.11	18	0.13	22	0.17
12105	12105	42	0.30	49	0.35	50	0.35	47	0.37
12301	12301	78	0.56	31	0.22	47	0.33	27	0.21
12302	12302	68	0.49	24	0.17	33	0.23	25	0.20
12303	12303	28	0.20	41	0.29	29	0.21	27	0.21
12304	12304	80	0.58	34	0.24	48	0.34	38	0.30
12305	12305	40	0.29	59	0.42	58	0.41	66	0.52
12306	12306	18	0.13	37	0.27	36	0.26	38	0.30
12401	12401	206	1.49	49	0.35	57	0.40	51	0.40
12402	12402	120	0.87	28	0.20	32	0.23	29	0.23
12403	12403	31	0.22	34	0.24	34	0.24	27	0.21
12404	12404	66	0.48	17	0.12	15	0.11	16	0.13
12405	12405	25	0.18	37	0.27	36	0.26	48	0.38
12406	12406	19	0.14	18	0.13	18	0.13	21	0.16
12501	12501	30	0.22	45	0.32	37	0.26	27	0.21
12502	12502	36	0.26	37	0.27	44	0.31	43	0.34
12504	12504	28	0.20	34	0.24	44	0.31	36	0.28
12505	12505	45	0.32	61	0.44	66	0.47	69	0.54
12601	12601	16	0.12	36	0.26	31	0.22	34	0.27
12602	12602	23	0.17	29	0.21	21	0.15	19	0.15
12604	12604	18	0.13	20	0.14	24	0.17	18	0.14
12605	12605	37	0.27	37	0.27	42	0.30	43	0.34
12701	12701	22	0.16	25	0.18	24	0.17	16	0.13
12702	12702	20	0.14	20	0.14	22	0.16	19	0.15
12704	12704	17	0.12	21	0.15	20	0.14	19	0.15
12705	12705	52	0.38	44	0.32	31	0.22	43	0.34
12801	12801	44	0.32	34	0.24	34	0.24	32	0.25
12802	12802	30	0.22	20	0.14	23	0.16	21	0.16
12804	12804	50	0.36	38	0.27	49	0.35	45	0.35
12901	12901	80	0.58	66	0.47	58	0.41	64	0.50
12902	12902	25	0.18	32	0.23	24	0.17	26	0.20
12904	12904	26	0.19	24	0.17	23	0.16	24	0.19
13101	13101	52	0.38	42	0.30	44	0.31	25	0.20
13102	13102	23	0.17	19	0.14	15	0.11	26	0.20
13104	13104	24	0.17	23	0.16	19	0.13	25	0.20
28001	28001	40	0.29	49	0.35	45	0.32	29	0.23
28002	28002	49	0.35	49	0.35	47	0.33	42	0.33
28004	28004	19	0.14	25	0.18	17	0.12	17	0.13
28701	28701	69	0.50	74	0.53	83	0.59	54	0.42
28702	28702	33	0.24	32	0.23	36	0.26	27	0.21
28704	28704	20	0.14	18	0.13	19	0.13	19	0.15
32101	32101	72	0.52	80	0.57	78	0.55	60	0.47
32102	32102	25	0.18	32	0.23	27	0.19	23	0.18
32104	32104	19	0.14	21	0.15	20	0.14	18	0.14
32601	32601	67	0.48	62	0.44	63	0.45	63	0.49
32602	32602	27	0.19	26	0.19	19	0.13	18	0.14
32604	32604	21	0.15	15	0.11	21	0.15	20	0.16
33001	33001	51	0.37	34	0.24	42	0.30	39	0.31
33002	33002	32	0.23	30	0.21	32	0.23	38	0.30
36601	36601	48	0.35	31	0.22	39	0.28	35	0.27
36602	36602	26	0.19	25	0.18	34	0.24	17	0.13
36604	36604	53	0.38	47	0.34	58	0.41	49	0.38
38501	38501	52	0.38	48	0.34	35	0.25	40	0.31
38502	38502	30	0.22	30	0.21	35	0.25	30	0.23
38504	38504	26	0.19	17	0.12	24	0.17	23	0.18
60601	60601	39	0.28	53	0.38	40	0.28	33	0.26
60602	60602	35	0.25	41	0.29	37	0.26	31	0.24
60701	60701	48	0.35	65	0.47	55	0.39	40	0.31
60702	60702	38	0.27	37	0.27	41	0.29	41	0.32
60901	60901	36	0.26	53	0.38	57	0.40	38	0.30
60902	60902	35	0.25	48	0.34	46	0.33	31	0.24
61202	61202	78	0.56	80	0.57	86	0.61	55	0.43
61601	61601	35	0.25	33	0.24	23	0.16	24	0.19
61602	61602	37	0.27	32	0.23	43	0.31	34	0.27
61702	61702	58	0.42	105	0.75	74	0.52	60	0.47
62001	62001	40	0.29	50	0.36	45	0.32	27	0.21

2002 HEALTH CARE SURVEY OF DOD BENEFICIARIES – FINAL

62002	62002	16	0.12	18	0.13	12	0.09	15	0.12
62004	62004	25	0.18	23	0.16	18	0.13	22	0.17
62101	62101	36	0.26	34	0.24	41	0.29	29	0.23
62102	62102	33	0.24	20	0.14	23	0.16	18	0.14
62201	62201	28	0.20	59	0.42	48	0.34	31	0.24
62202	62202	30	0.22	19	0.14	26	0.18	22	0.17
63301	63301	53	0.38	47	0.34	46	0.33	36	0.28
63302	63302	28	0.20	38	0.27	32	0.23	19	0.15
63802	63802	62	0.45	72	0.52	72	0.51	53	0.41
64001	64001	64	0.46	48	0.34	48	0.34	48	0.38
64002	64002	33	0.24	28	0.20	26	0.18	23	0.18
80401	80401	65	0.47	47	0.34	56	0.40	40	0.31
80402	80402	22	0.16	24	0.17	27	0.19	20	0.16
80501	80501	62	0.45	46	0.33	58	0.41	46	0.36
80502	80502	39	0.28	31	0.22	31	0.22	21	0.16
80601	80601	90	0.65	71	0.51	53	0.38	36	0.28
80602	80602	33	0.24	24	0.17	21	0.15	21	0.16
713901	713901	77	0.56	65	0.47	60	0.43	61	0.48
713902	713902	45	0.32	40	0.29	47	0.33	38	0.30
999002	999002	36	0.26	55	0.39	53	0.38	36	0.28
999101	999101	55	0.40	41	0.29	43	0.31	40	0.31
999102	999102	76	0.55	16	0.11	27	0.19	19	0.15
999103	999103	77	0.56	74	0.53	78	0.55	69	0.54
999104	999104	60	0.43	26	0.19	24	0.17	28	0.22
999105	999105	63	0.45	247	1.77	235	1.67	212	1.66
999106	999106	60	0.43	160	1.15	151	1.07	170	1.33
999201	999201	82	0.59	35	0.25	36	0.26	20	0.16
999202	999202	84	0.61	26	0.19	14	0.10	21	0.16
999203	999203	97	0.70	27	0.19	30	0.21	36	0.28
999204	999204	86	0.62	44	0.32	48	0.34	57	0.45
999205	999205	94	0.68	174	1.25	190	1.35	169	1.32
999206	999206	76	0.55	186	1.33	185	1.31	194	1.52
999301	999301	73	0.53	36	0.26	44	0.31	29	0.23
999302	999302	63	0.45	27	0.19	21	0.15	19	0.15
999303	999303	71	0.51	71	0.51	63	0.45	58	0.45
999304	999304	69	0.50	34	0.24	34	0.24	37	0.29
999305	999305	72	0.52	248	1.78	217	1.54	222	1.74
999306	999306	64	0.46	191	1.37	178	1.26	171	1.34

Weighted

Value	Formatted Value	Q1		Q2		Q3		Q4	
		Count	Percent	Count	Percent	Count	Percent	Count	Percent
101	101	4097	0.06	3777	0.06	3799	0.06	3928	0.06
102	102	2003	0.03	1953	0.03	1955	0.03	2008	0.03
104	104	5522	0.08	5658	0.08	5766	0.09	5930	0.09
301	301	4321	0.07	4314	0.06	4557	0.07	4496	0.07
302	302	3507	0.05	3561	0.05	3413	0.05	3602	0.05
304	304	2877	0.04	3003	0.05	3202	0.05	3265	0.05
305	305	7429	0.11	7130	0.11	7098	0.11	6968	0.10
306	306	5573	0.09	5792	0.09	5744	0.09	5790	0.09
401	401	3728	0.06	3912	0.06	3899	0.06	3913	0.06
402	402	3031	0.05	3198	0.05	3194	0.05	3233	0.05
404	404	3683	0.06	3743	0.06	3861	0.06	3777	0.06
501	501	11238	0.17	11366	0.17	11832	0.18	11977	0.18
502	502	4612	0.07	4618	0.07	4671	0.07	4655	0.07
504	504	3501	0.05	3505	0.05	3485	0.05	3475	0.05
601	601	7664	0.12	7407	0.11	7671	0.11	7732	0.11
602	602	6573	0.10	6525	0.10	6622	0.10	6544	0.10
604	604	5413	0.08	5444	0.08	5492	0.08	5549	0.08
605	605	7277	0.11	7331	0.11	7045	0.10	7093	0.11
801	801	3782	0.06	3877	0.06	4099	0.06	4099	0.06
802	802	2444	0.04	2294	0.03	2489	0.04	2493	0.04
804	804	3268	0.05	3444	0.05	3740	0.06	3981	0.06
901	901	6862	0.11	7297	0.11	7566	0.11	7531	0.11
902	902	5580	0.09	5841	0.09	6120	0.09	6109	0.09
904	904	11367	0.17	12420	0.19	12791	0.19	12950	0.19
905	905	18186	0.28	18300	0.27	18107	0.27	17066	0.25

2002 HEALTH CARE SURVEY OF DOD BENEFICIARIES – FINAL

906	906	23509	0.36	23258	0.35	23426	0.35	23085	0.34
1001	1001	6150	0.09	6334	0.10	6534	0.10	6839	0.10
1002	1002	3395	0.05	3657	0.05	3777	0.06	3905	0.06
1004	1004	5903	0.09	6181	0.09	6721	0.10	7103	0.11
1301	1301	4856	0.07	4937	0.07	4997	0.07	5154	0.08
1302	1302	2693	0.04	2756	0.04	2798	0.04	2810	0.04
1304	1304	3178	0.05	3148	0.05	3211	0.05	3271	0.05
1401	1401	13874	0.21	14647	0.22	16027	0.24	16419	0.24
1402	1402	25790	0.40	25549	0.38	26777	0.40	26632	0.39
1405	1405	16971	0.26	16705	0.25	15884	0.24	15933	0.24
1406	1406	25122	0.39	26264	0.39	25784	0.38	25984	0.39
1901	1901	8884	0.14	8995	0.14	9044	0.13	9174	0.14
1902	1902	5024	0.08	4932	0.07	4933	0.07	4949	0.07
1904	1904	4325	0.07	4700	0.07	4879	0.07	4923	0.07
2401	2401	38903	0.60	38856	0.58	39534	0.59	39440	0.58
2402	2402	20507	0.32	20670	0.31	20995	0.31	21118	0.31
2404	2404	25807	0.40	25817	0.39	26316	0.39	25648	0.38
2406	2406	19986	0.31	20725	0.31	20522	0.30	19617	0.29
2801	2801	5950	0.09	6624	0.10	6891	0.10	7104	0.11
2802	2802	3909	0.06	4231	0.06	4447	0.07	4523	0.07
2804	2804	3222	0.05	3267	0.05	3424	0.05	3540	0.05
2805	2805	3616	0.06	3414	0.05	3613	0.05	3498	0.05
2806	2806	3091	0.05	3404	0.05	3345	0.05	3514	0.05
2901	2901	75640	1.16	74487	1.12	74478	1.10	72378	1.07
2902	2902	24907	0.38	24635	0.37	24976	0.37	25331	0.38
2903	2903	6867	0.11	7176	0.11	6868	0.10	7009	0.10
2904	2904	25013	0.38	25108	0.38	25766	0.38	26208	0.39
2905	2905	63962	0.98	70709	1.06	69488	1.03	67540	1.00
3001	3001	12242	0.19	12150	0.18	12844	0.19	12683	0.19
3002	3002	3812	0.06	3779	0.06	3837	0.06	3756	0.06
3004	3004	3280	0.05	3277	0.05	3302	0.05	3346	0.05
3006	3006	2401	0.04	2324	0.03	2663	0.04	2624	0.04
3201	3201	14679	0.23	14856	0.22	15532	0.23	14602	0.22
3202	3202	8831	0.14	8714	0.13	8925	0.13	8867	0.13
3204	3204	8297	0.13	8404	0.13	8604	0.13	8738	0.13
3205	3205	13867	0.21	14095	0.21	13666	0.20	13409	0.20
3301	3301	13778	0.21	13896	0.21	14417	0.21	14372	0.21
3302	3302	6925	0.11	7270	0.11	7656	0.11	7723	0.11
3304	3304	12636	0.19	13066	0.20	13367	0.20	13472	0.20
3305	3305	18991	0.29	18760	0.28	19282	0.29	19019	0.28
3501	3501	10883	0.17	11849	0.18	12310	0.18	12426	0.18
3502	3502	4324	0.07	4559	0.07	4528	0.07	4665	0.07
3504	3504	3536	0.05	3490	0.05	3581	0.05	3655	0.05
3601	3601	3340	0.05	3405	0.05	3850	0.06	4059	0.06
3602	3602	2017	0.03	2072	0.03	2176	0.03	2244	0.03
3604	3604	3861	0.06	3781	0.06	3968	0.06	4012	0.06
3701	3701	16572	0.25	17893	0.27	18406	0.27	18111	0.27
3702	3702	4207	0.06	4556	0.07	4857	0.07	4693	0.07
3704	3704	5938	0.09	5795	0.09	5907	0.09	5876	0.09
3705	3705	28041	0.43	27457	0.41	28618	0.42	28119	0.42
3801	3801	23098	0.35	25184	0.38	27076	0.40	28106	0.42
3802	3802	8593	0.13	8735	0.13	8925	0.13	9148	0.14
3804	3804	10178	0.16	10594	0.16	10907	0.16	11152	0.17
3805	3805	13904	0.21	13540	0.20	13284	0.20	12885	0.19
3806	3806	12660	0.19	13281	0.20	12525	0.19	13044	0.19
3901	3901	33839	0.52	34174	0.51	35488	0.53	36039	0.53
3902	3902	19770	0.30	20178	0.30	20689	0.31	20771	0.31
3904	3904	19554	0.30	20238	0.30	21025	0.31	21548	0.32
3905	3905	26500	0.41	27227	0.41	24884	0.37	26108	0.39
3906	3906	16299	0.25	17413	0.26	17162	0.25	18073	0.27
4201	4201	8635	0.13	9204	0.14	9815	0.15	9904	0.15
4202	4202	7107	0.11	7496	0.11	7622	0.11	7613	0.11
4204	4204	9392	0.14	9586	0.14	9651	0.14	9289	0.14
4205	4205	13562	0.21	13958	0.21	13703	0.20	13385	0.20
4206	4206	11047	0.17	12103	0.18	11522	0.17	11715	0.17
4301	4301	3422	0.05	3491	0.05	3487	0.05	3549	0.05
4302	4302	2433	0.04	2331	0.04	2290	0.03	2297	0.03
4304	4304	4257	0.07	4452	0.07	4511	0.07	4576	0.07
4501	4501	6626	0.10	7175	0.11	7919	0.12	8148	0.12
4502	4502	5676	0.09	6413	0.10	6732	0.10	6871	0.10
4504	4504	15565	0.24	16115	0.24	16039	0.24	16645	0.25

2002 HEALTH CARE SURVEY OF DOD BENEFICIARIES – FINAL

4505	4505	21906	0.34	21117	0.32	21599	0.32	21550	0.32
4506	4506	27636	0.42	30815	0.46	31810	0.47	31700	0.47
4601	4601	2196	0.03	2283	0.03	2549	0.04	2673	0.04
4604	4604	7708	0.12	9411	0.14	9770	0.14	10070	0.15
4701	4701	13930	0.21	15565	0.23	16487	0.24	16449	0.24
4702	4702	8840	0.14	8867	0.13	8906	0.13	8983	0.13
4704	4704	13801	0.21	13991	0.21	13681	0.20	14242	0.21
4705	4705	8434	0.13	8398	0.13	8428	0.12	8227	0.12
4706	4706	7961	0.12	7928	0.12	8664	0.13	8724	0.13
4801	4801	21719	0.33	22218	0.33	22817	0.34	22292	0.33
4802	4802	8411	0.13	8423	0.13	8345	0.12	8358	0.12
4804	4804	8297	0.13	8689	0.13	8773	0.13	8963	0.13
4805	4805	9193	0.14	8943	0.13	8294	0.12	8386	0.12
4806	4806	9381	0.14	9575	0.14	9666	0.14	9674	0.14
4901	4901	19738	0.30	19101	0.29	20289	0.30	21591	0.32
4902	4902	11274	0.17	11186	0.17	11326	0.17	11225	0.17
4904	4904	6482	0.10	6586	0.10	6654	0.10	6857	0.10
4905	4905	10685	0.16	10820	0.16	10816	0.16	10742	0.16
5101	5101	5024	0.08	5169	0.08	5224	0.08	5402	0.08
5102	5102	3048	0.05	3059	0.05	3125	0.05	3226	0.05
5104	5104	4224	0.06	4405	0.07	4497	0.07	4575	0.07
5201	5201	28458	0.44	29192	0.44	29804	0.44	29924	0.44
5202	5202	14548	0.22	14402	0.22	14687	0.22	14592	0.22
5204	5204	14508	0.22	14077	0.21	13909	0.21	14162	0.21
5206	5206	10587	0.16	11499	0.17	11547	0.17	11330	0.17
5301	5301	4113	0.06	4291	0.06	4452	0.07	4516	0.07
5302	5302	2458	0.04	2390	0.04	2409	0.04	2451	0.04
5304	5304	2142	0.03	2216	0.03	2198	0.03	2200	0.03
5305	5305	1797	0.03	1685	0.03	1733	0.03	1717	0.03
5501	5501	7891	0.12	8222	0.12	8577	0.13	8709	0.13
5502	5502	5838	0.09	6040	0.09	6252	0.09	6344	0.09
5504	5504	8399	0.13	8400	0.13	8453	0.13	8567	0.13
5505	5505	12307	0.19	11984	0.18	12318	0.18	12036	0.18
5506	5506	8442	0.13	8821	0.13	8638	0.13	8760	0.13
5601	5601	29835	0.46	30360	0.46	28729	0.43	25121	0.37
5602	5602	5403	0.08	5741	0.09	6040	0.09	5940	0.09
5604	5604	13231	0.20	12795	0.19	13407	0.20	13402	0.20
5606	5606	7755	0.12	6809	0.10	7655	0.11	7742	0.11
5701	5701	9779	0.15	9711	0.15	10031	0.15	10301	0.15
5702	5702	5735	0.09	5722	0.09	5825	0.09	5783	0.09
5704	5704	3284	0.05	3361	0.05	3221	0.05	3398	0.05
5705	5705	5046	0.08	5032	0.08	4715	0.07	4621	0.07
5801	5801	6637	0.10	7083	0.11	7335	0.11	7454	0.11
5802	5802	4808	0.07	4821	0.07	4858	0.07	4886	0.07
5804	5804	5049	0.08	5184	0.08	5428	0.08	5480	0.08
5901	5901	4121	0.06	4204	0.06	4271	0.06	4380	0.06
5902	5902	2372	0.04	2379	0.04	2456	0.04	2559	0.04
5904	5904	2741	0.04	2828	0.04	2968	0.04	3009	0.04
6001	6001	24563	0.38	24275	0.36	25203	0.37	25502	0.38
6002	6002	14520	0.22	14522	0.22	14450	0.21	14548	0.22
6004	6004	7168	0.11	7031	0.11	7176	0.11	7399	0.11
6005	6005	13294	0.20	13649	0.20	13568	0.20	13608	0.20
6101	6101	12911	0.20	13983	0.21	13949	0.21	13593	0.20
6102	6102	5976	0.09	5948	0.09	6202	0.09	6208	0.09
6104	6104	6151	0.09	5815	0.09	6075	0.09	6531	0.10
6105	6105	11270	0.17	11269	0.17	11120	0.16	10876	0.16
6106	6106	7779	0.12	7766	0.12	8087	0.12	8136	0.12
6201	6201	5247	0.08	5224	0.08	5505	0.08	5638	0.08
6202	6202	2635	0.04	2662	0.04	2737	0.04	2771	0.04
6204	6204	3178	0.05	3168	0.05	3239	0.05	3191	0.05
6401	6401	8867	0.14	9000	0.14	9148	0.14	9361	0.14
6402	6402	4787	0.07	4683	0.07	4269	0.06	4638	0.07
6404	6404	3290	0.05	3278	0.05	3309	0.05	3322	0.05
6405	6405	4068	0.06	4072	0.06	3901	0.06	3800	0.06
6601	6601	15991	0.25	16346	0.25	16909	0.25	17001	0.25
6602	6602	10527	0.16	10931	0.16	11044	0.16	11167	0.17
6604	6604	12190	0.19	11957	0.18	12427	0.18	12614	0.19
6605	6605	26403	0.41	26414	0.40	24857	0.37	24753	0.37
6701	6701	22600	0.35	22312	0.34	23104	0.34	23843	0.35
6702	6702	8869	0.14	9108	0.14	9164	0.14	9209	0.14
6704	6704	8979	0.14	8928	0.13	9235	0.14	9458	0.14

2002 HEALTH CARE SURVEY OF DOD BENEFICIARIES – FINAL

6705	6705	18927	0.29	19235	0.29	18625	0.28	18792	0.28
6706	6706	16422	0.25	16933	0.25	16369	0.24	16844	0.25
6901	6901	16209	0.25	17699	0.27	17511	0.26	17872	0.26
6902	6902	7646	0.12	8148	0.12	8360	0.12	8552	0.13
6904	6904	7666	0.12	7563	0.11	10323	0.15	10951	0.16
7301	7301	12892	0.20	12058	0.18	12899	0.19	12794	0.19
7302	7302	5880	0.09	5890	0.09	5925	0.09	5859	0.09
7304	7304	8081	0.12	8123	0.12	8170	0.12	8127	0.12
7305	7305	15176	0.23	14884	0.22	14957	0.22	14842	0.22
7501	7501	10007	0.15	11587	0.17	10958	0.16	10522	0.16
7502	7502	3955	0.06	3918	0.06	3906	0.06	3892	0.06
7504	7504	4469	0.07	4608	0.07	4682	0.07	4754	0.07
7505	7505	5022	0.08	4779	0.07	4879	0.07	4813	0.07
7801	7801	8031	0.12	8012	0.12	8173	0.12	8389	0.12
7802	7802	5428	0.08	5437	0.08	5502	0.08	5523	0.08
7804	7804	6789	0.10	6944	0.10	6991	0.10	7019	0.10
7805	7805	8712	0.13	8403	0.13	8461	0.13	8236	0.12
7806	7806	5387	0.08	5345	0.08	5624	0.08	5687	0.08
7901	7901	7296	0.11	7255	0.11	7716	0.11	7910	0.12
7902	7902	5160	0.08	5421	0.08	5713	0.08	5750	0.09
7904	7904	10012	0.15	10413	0.16	10656	0.16	10896	0.16
7905	7905	16446	0.25	16973	0.25	16828	0.25	16472	0.24
7906	7906	12853	0.20	13815	0.21	14063	0.21	13387	0.20
8301	8301	7256	0.11	7335	0.11	7400	0.11	7441	0.11
8302	8302	4431	0.07	4453	0.07	4523	0.07	4587	0.07
8304	8304	6837	0.11	7021	0.11	7229	0.11	7373	0.11
8601	8601	8642	0.13	9066	0.14	8834	0.13	8678	0.13
8602	8602	3237	0.05	3610	0.05	3898	0.06	3857	0.06
8604	8604	7939	0.12	8210	0.12	8297	0.12	8303	0.12
8606	8606	7019	0.11	6454	0.10	7727	0.11	7898	0.12
8901	8901	44254	0.68	45617	0.68	47124	0.70	48691	0.72
8902	8902	25296	0.39	25401	0.38	25762	0.38	26243	0.39
8904	8904	12698	0.20	13199	0.20	13539	0.20	13980	0.21
8905	8905	22226	0.34	21094	0.32	21339	0.32	20598	0.31
8906	8906	12072	0.19	12125	0.18	12087	0.18	12923	0.19
9001	9001	4274	0.07	4280	0.06	4386	0.06	4510	0.07
9002	9002	2304	0.04	2343	0.04	2377	0.04	2413	0.04
9004	9004	2907	0.04	2880	0.04	2973	0.04	3093	0.05
9101	9101	31175	0.48	31256	0.47	33298	0.49	31892	0.47
9102	9102	14736	0.23	14783	0.22	14488	0.21	15173	0.22
9104	9104	12632	0.19	12609	0.19	12596	0.19	12493	0.19
9106	9106	3624	0.06	3926	0.06	3873	0.06	3915	0.06
9201	9201	8581	0.13	7872	0.12	8348	0.12	8609	0.13
9202	9202	4806	0.07	4777	0.07	4822	0.07	4885	0.07
9204	9204	10050	0.15	9822	0.15	10181	0.15	10201	0.15
9501	9501	6360	0.10	6823	0.10	7062	0.10	6922	0.10
9502	9502	5055	0.08	5207	0.08	5382	0.08	5311	0.08
9504	9504	11575	0.18	11311	0.17	11213	0.17	11368	0.17
9505	9505	9201	0.14	9835	0.15	9351	0.14	9038	0.13
9506	9506	7969	0.12	9817	0.15	9329	0.14	9842	0.15
9601	9601	14056	0.22	14249	0.21	14593	0.22	15025	0.22
9602	9602	7490	0.12	7501	0.11	7685	0.11	7822	0.12
9604	9604	7048	0.11	7259	0.11	7720	0.11	7830	0.12
9801	9801	15122	0.23	15876	0.24	15357	0.23	15230	0.23
9802	9802	7787	0.12	7733	0.12	7691	0.11	7697	0.11
9804	9804	7013	0.11	6997	0.11	7008	0.10	7132	0.11
9805	9805	9888	0.15	9718	0.15	10036	0.15	9896	0.15
10101	10101	5317	0.08	5420	0.08	5998	0.09	5962	0.09
10102	10102	2972	0.05	3007	0.05	3133	0.05	3128	0.05
10104	10104	3432	0.05	3413	0.05	3369	0.05	3352	0.05
10105	10105	3832	0.06	3795	0.06	3735	0.06	3671	0.05
10106	10106	3126	0.05	3239	0.05	3406	0.05	3454	0.05
10301	10301	12843	0.20	13815	0.21	13636	0.20	14409	0.21
10302	10302	5772	0.09	6051	0.09	6095	0.09	6189	0.09
10304	10304	8331	0.13	8433	0.13	8493	0.13	8581	0.13
10305	10305	13433	0.21	13250	0.20	13043	0.19	12707	0.19
10306	10306	8237	0.13	9104	0.14	9406	0.14	9487	0.14
10401	10401	11650	0.18	10414	0.16	10661	0.16	10102	0.15
10402	10402	3685	0.06	3692	0.06	3703	0.05	3720	0.06
10404	10404	7773	0.12	7859	0.12	7975	0.12	7924	0.12
10501	10501	12860	0.20	14407	0.22	11731	0.17	12648	0.19

2002 HEALTH CARE SURVEY OF DOD BENEFICIARIES – FINAL

10502	10502	4224	0.06	4367	0.07	4286	0.06	4496	0.07
10504	10504	7500	0.12	7604	0.11	7775	0.12	7887	0.12
10505	10505	9287	0.14	9233	0.14	9043	0.13	8877	0.13
10506	10506	9462	0.15	9897	0.15	9659	0.14	9704	0.14
10801	10801	13678	0.21	13965	0.21	14583	0.22	14871	0.22
10802	10802	8949	0.14	8618	0.13	9347	0.14	9403	0.14
10804	10804	18265	0.28	18026	0.27	18178	0.27	17875	0.26
10806	10806	9852	0.15	10099	0.15	10282	0.15	10288	0.15
10901	10901	9175	0.14	8938	0.13	9592	0.14	9779	0.14
10902	10902	6554	0.10	6956	0.10	7057	0.10	7083	0.10
10904	10904	14343	0.22	14526	0.22	14871	0.22	14790	0.22
10905	10905	36067	0.55	37103	0.56	35161	0.52	34593	0.51
11001	11001	42192	0.65	42506	0.64	43998	0.65	44046	0.65
11002	11002	22707	0.35	22419	0.34	22556	0.33	22752	0.34
11004	11004	13495	0.21	13779	0.21	14105	0.21	14306	0.21
11005	11005	12951	0.20	14026	0.21	13566	0.20	13178	0.20
11006	11006	7827	0.12	8647	0.13	8616	0.13	8700	0.13
11201	11201	5984	0.09	6162	0.09	6728	0.10	7101	0.11
11202	11202	3603	0.06	3629	0.05	3737	0.06	3758	0.06
11204	11204	3527	0.05	3608	0.05	3718	0.06	3864	0.06
11301	11301	7944	0.12	6138	0.09	7374	0.11	9705	0.14
11302	11302	3113	0.05	3012	0.05	2916	0.04	3116	0.05
11304	11304	3081	0.05	3082	0.05	3078	0.05	3069	0.05
11305	11305	5469	0.08	5352	0.08	5408	0.08	5176	0.08
11701	11701	21589	0.33	20810	0.31	28325	0.42	23445	0.35
11702	11702	8271	0.13	8889	0.13	8608	0.13	9209	0.14
11704	11704	18365	0.28	18602	0.28	18630	0.28	18514	0.27
11705	11705	26429	0.41	26145	0.39	25937	0.38	25953	0.38
11801	11801	4887	0.08	5034	0.08	5314	0.08	5596	0.08
11802	11802	3229	0.05	3283	0.05	3396	0.05	3431	0.05
11804	11804	3401	0.05	3530	0.05	3630	0.05	3736	0.06
11901	11901	8347	0.13	8420	0.13	8774	0.13	8906	0.13
11902	11902	4705	0.07	4733	0.07	4911	0.07	4956	0.07
11904	11904	4338	0.07	4476	0.07	4747	0.07	4987	0.07
12001	12001	12103	0.19	12262	0.18	12782	0.19	13089	0.19
12002	12002	8152	0.13	8248	0.12	8418	0.12	8642	0.13
12004	12004	4003	0.06	4284	0.06	4385	0.06	4906	0.07
12005	12005	15942	0.24	15505	0.23	15483	0.23	15472	0.23
12101	12101	11533	0.18	11136	0.17	12274	0.18	12849	0.19
12102	12102	9822	0.15	9864	0.15	9853	0.15	9876	0.15
12104	12104	9034	0.14	9538	0.14	9648	0.14	9714	0.14
12105	12105	18511	0.28	18698	0.28	18000	0.27	18297	0.27
12301	12301	15338	0.24	15275	0.23	15764	0.23	14622	0.22
12302	12302	12911	0.20	13357	0.20	13505	0.20	13685	0.20
12303	12303	3712	0.06	4094	0.06	4317	0.06	3862	0.06
12304	12304	20400	0.31	19980	0.30	21020	0.31	21324	0.32
12305	12305	32033	0.49	33148	0.50	32127	0.48	32256	0.48
12306	12306	15330	0.24	19679	0.30	18338	0.27	18909	0.28
12401	12401	77168	1.19	78724	1.18	80742	1.20	82581	1.22
12402	12402	27826	0.43	28224	0.42	28135	0.42	28733	0.43
12403	12403	14364	0.22	13987	0.21	13503	0.20	13352	0.20
12404	12404	16227	0.25	16728	0.25	17506	0.26	17986	0.27
12405	12405	45152	0.69	46862	0.70	46123	0.68	45364	0.67
12406	12406	23015	0.35	23895	0.36	22142	0.33	23459	0.35
12501	12501	27544	0.42	28526	0.43	29716	0.44	29510	0.44
12502	12502	15577	0.24	15812	0.24	16144	0.24	16221	0.24
12504	12504	21449	0.33	21286	0.32	21533	0.32	21094	0.31
12505	12505	43143	0.66	46217	0.69	45725	0.68	45168	0.67
12601	12601	12872	0.20	13120	0.20	13663	0.20	14209	0.21
12602	12602	9050	0.14	8984	0.13	9143	0.14	9317	0.14
12604	12604	7702	0.12	7705	0.12	7952	0.12	8083	0.12
12605	12605	10965	0.17	11355	0.17	11367	0.17	11378	0.17
12701	12701	7687	0.12	7854	0.12	7974	0.12	8263	0.12
12702	12702	4248	0.07	4245	0.06	4214	0.06	4237	0.06
12704	12704	3065	0.05	3097	0.05	3149	0.05	3176	0.05
12705	12705	5290	0.08	5344	0.08	5335	0.08	5275	0.08
12801	12801	3546	0.05	3509	0.05	3648	0.05	3814	0.06
12802	12802	1966	0.03	1952	0.03	1995	0.03	2015	0.03
12804	12804	3905	0.06	3915	0.06	4149	0.06	4351	0.06
12901	12901	9136	0.14	8992	0.14	9562	0.14	9759	0.14
12902	12902	3520	0.05	3445	0.05	3603	0.05	3656	0.05

2002 HEALTH CARE SURVEY OF DOD BENEFICIARIES – FINAL

12904	12904	3490	0.05	3556	0.05	3646	0.05	3709	0.05
13101	13101	4848	0.07	4693	0.07	4679	0.07	4610	0.07
13102	13102	2729	0.04	2670	0.04	2716	0.04	2673	0.04
13104	13104	2077	0.03	2106	0.03	2047	0.03	2030	0.03
28001	28001	7483	0.11	7232	0.11	7539	0.11	7852	0.12
28002	28002	8055	0.12	7961	0.12	8022	0.12	8066	0.12
28004	28004	1963	0.03	1964	0.03	2050	0.03	2082	0.03
28701	28701	4776	0.07	4777	0.07	4995	0.07	4990	0.07
28702	28702	2932	0.05	2853	0.04	2882	0.04	2937	0.04
28704	28704	1117	0.02	1167	0.02	1207	0.02	1269	0.02
32101	32101	8727	0.13	8917	0.13	9426	0.14	9761	0.14
32102	32102	2230	0.03	2357	0.04	2474	0.04	2558	0.04
32104	32104	1581	0.02	1637	0.02	1788	0.03	1809	0.03
32601	32601	5669	0.09	5801	0.09	6200	0.09	6611	0.10
32602	32602	2700	0.04	2759	0.04	2880	0.04	2966	0.04
32604	32604	1347	0.02	1274	0.02	1526	0.02	1619	0.02
33001	33001	8629	0.13	8407	0.13	9238	0.14	9820	0.15
33002	33002	5224	0.08	5279	0.08	5392	0.08	5551	0.08
36601	36601	3809	0.06	3905	0.06	3854	0.06	4036	0.06
36602	36602	3295	0.05	3241	0.05	3269	0.05	3306	0.05
36604	36604	7295	0.11	7422	0.11	7690	0.11	7805	0.12
38501	38501	7239	0.11	7694	0.12	7626	0.11	7835	0.12
38502	38502	4006	0.06	4352	0.07	4382	0.06	4526	0.07
38504	38504	3640	0.06	3754	0.06	3951	0.06	3897	0.06
60601	60601	21182	0.33	21206	0.32	21452	0.32	21759	0.32
60602	60602	14563	0.22	14494	0.22	15078	0.22	15254	0.23
60701	60701	18019	0.28	17977	0.27	18053	0.27	18088	0.27
60702	60702	12241	0.19	12116	0.18	12129	0.18	12290	0.18
60901	60901	26945	0.41	26765	0.40	27316	0.40	27716	0.41
60902	60902	14742	0.23	14561	0.22	14660	0.22	14643	0.22
61202	61202	38978	0.60	34950	0.52	33360	0.49	37380	0.55
61601	61601	3747	0.06	3876	0.06	4039	0.06	3889	0.06
61602	61602	4891	0.08	4760	0.07	5008	0.07	4954	0.07
61702	61702	26333	0.40	26231	0.39	26782	0.40	27174	0.40
62001	62001	5885	0.09	5973	0.09	5782	0.09	5883	0.09
62002	62002	2976	0.05	2954	0.04	2985	0.04	3052	0.05
62004	62004	4083	0.06	4094	0.06	3858	0.06	3987	0.06
62101	62101	16511	0.25	16527	0.25	17207	0.25	18136	0.27
62102	62102	6317	0.10	6184	0.09	6030	0.09	6012	0.09
62201	62201	18726	0.29	18890	0.28	19835	0.29	20549	0.30
62202	62202	7146	0.11	7117	0.11	7024	0.10	7208	0.11
63301	63301	11658	0.18	11686	0.18	11744	0.17	11706	0.17
63302	63302	8150	0.13	8247	0.12	8571	0.13	8674	0.13
63802	63802	11439	0.18	11637	0.17	12031	0.18	12034	0.18
64001	64001	9091	0.14	9169	0.14	9383	0.14	9360	0.14
64002	64002	6230	0.10	6226	0.09	6262	0.09	6295	0.09
80401	80401	7086	0.11	7115	0.11	7270	0.11	7422	0.11
80402	80402	3845	0.06	3736	0.06	3854	0.06	3976	0.06
80501	80501	5774	0.09	5868	0.09	5916	0.09	6062	0.09
80502	80502	3892	0.06	3887	0.06	3950	0.06	4008	0.06
80601	80601	10063	0.15	9933	0.15	10015	0.15	10094	0.15
80602	80602	4945	0.08	4904	0.07	5141	0.08	5429	0.08
713901	713901	6879	0.11	6830	0.10	6975	0.10	7181	0.11
713902	713902	3288	0.05	3461	0.05	3659	0.05	3768	0.06
999002	999002	156947	2.41	144262	2.17	125736	1.86	120906	1.79
999101	999101	60558	0.93	75977	1.14	88152	1.31	82123	1.22
999102	999102	18123	0.28	20715	0.31	22107	0.33	24076	0.36
999103	999103	36036	0.55	44415	0.67	50544	0.75	48206	0.71
999104	999104	41155	0.63	43024	0.65	44833	0.66	46231	0.69
999105	999105	375110	5.76	374306	5.62	374112	5.54	373835	5.54
999106	999106	294624	4.53	301350	4.52	302510	4.48	305579	4.53
999201	999201	39795	0.61	47919	0.72	51531	0.76	47050	0.70
999202	999202	17632	0.27	19199	0.29	20855	0.31	21919	0.32
999203	999203	22183	0.34	26940	0.40	30481	0.45	28941	0.43
999204	999204	71822	1.10	73893	1.11	75573	1.12	76629	1.14
999205	999205	271496	4.17	265614	3.99	264150	3.91	258816	3.84
999206	999206	288561	4.43	302376	4.54	304893	4.52	303726	4.50
999301	999301	49073	0.75	60093	0.90	68222	1.01	62413	0.93
999302	999302	17215	0.26	18952	0.28	20620	0.31	21476	0.32
999303	999303	34546	0.53	41498	0.62	47042	0.70	43938	0.65
999304	999304	59943	0.92	63748	0.96	66803	0.99	68921	1.02

2002 HEALTH CARE SURVEY OF DOD BENEFICIARIES – FINAL

999305	999305	418058	6.42	413690	6.21	412279	6.11	409861	6.08
999306	999306	354581	5.45	376929	5.66	373167	5.53	372439	5.52

WRWT - Final Weight										
Unweighted										
Value	Formatted Value	Count	Q1 Percent	Count	Q2 Percent	Count	Q3 Percent	Count	Q4 Percent	
36.270 -- 93.280	Minimum to 10th Percentile	2171	15.66	1427	10.23	1419	10.07	659	5.16	
94.439 -- 136.457	>10th to 25th Percentile	2245	16.20	1937	13.88	2083	14.78	1768	13.84	
137.630 -- 292.746	>25th to 50th Percentile	3672	26.49	3532	25.31	3197	22.68	3313	25.94	
294.665 -- 536.937	>50th to 75th Percentile	2985	21.54	3368	24.14	4017	28.50	3240	25.37	
538.062 -- 1201.300	>75th to 90th Percentile	2094	15.11	2072	14.85	1791	12.71	2241	17.54	
1267.158 -- 10171.58	>90th to 100th Percentile	693	5.00	1618	11.60	1589	11.27	1552	12.15	
Weighted										
Value	Formatted Value	Count	Q1 Percent	Count	Q2 Percent	Count	Q3 Percent	Count	Q4 Percent	
36.270 -- 93.280	Minimum to 10th Percentile	162240	2.49	103933	1.56	103641	1.54	48360	0.72	
94.439 -- 136.457	>10th to 25th Percentile	255342	3.92	221559	3.33	237410	3.52	204836	3.04	
137.630 -- 292.746	>25th to 50th Percentile	713956	10.97	714028	10.72	655651	9.72	675351	10.01	
294.665 -- 536.937	>50th to 75th Percentile	1196271	18.38	1365291	20.50	1647285	24.41	1329068	19.70	
538.062 -- 1201.300	>75th to 90th Percentile	1598822	24.56	1455377	21.85	1297252	19.22	1686332	25.00	
1267.158 -- 10171.58	>90th to 100th Percentile	2582253	39.67	2799494	42.04	2806803	41.59	2801791	41.53	

PAGE IS INTENTIONALLY LEFT BLANK TO ALLOW FOR DOUBLE-SIDED COPYING

REFERENCES

Brick, J.M., P. Broene, P. James, and J. Severynse. *A User's Guide to WesVarPC*. Version 2.0. Rockville, MD: Westat, Inc., 1996.

Brick, J.M. and G. Kalton. "Handling Missing Data in Survey Research." *Statistical Methods in Medical Research* 1996; 5: 215-238.

Clusen, N.A., D.S. Jang. "The 2000 Health Care Survey of DoD Beneficiaries: Quarter One Adult Sample Design." Mathematica Policy Research, Inc.: Washington, DC: 2000.

APPENDIX A

ANNOTATED QUESTIONNAIRE – QUARTERS I-IV

Health Care Survey of DoD Beneficiaries



January 2002

SURVEY INSTRUCTIONS

Answer all the questions by checking the circle to the left of your answer. You are sometimes told to skip over some questions in this survey. When this happens you will see a note that tells you what question to answer next, like this:

- Yes **Go to Question 1**
 No

Please return the completed questionnaire in the enclosed postage-paid envelope within **seven days**. If you have misplaced the envelope, our address is:

Office of the Assistant Secretary of Defense (Health Affairs)
c/o Survey Processing Center
PO Box 82660
Lincoln, NE 68501-9462

According to the Privacy Act of 1974 (Public Law 93-579), the Department of Defense is required to inform you of the purposes and use of this survey. Please read it carefully.

Authority: 10 U.S.C., Chapter 55, Public Law 102-484, E.O. 9397.

Purpose: This survey helps health policy makers gauge beneficiary satisfaction with the current military healthcare system and provides valuable input from beneficiaries that will be used to improve the Military Health System.

Routine Uses: None

Disclosure: Voluntary. Failure to respond will not result in any penalty to the respondent. However, maximum participation is encouraged so that data will be as complete and representative as possible.

—————SURVEY STARTS HERE—————

This survey is about the health care of the person addressed in the cover letter. The questionnaire should be completed by that person. If you are not the addressee, please give this survey to the person named in the cover letter.

1. **Are you the person whose name appears on the mailing label of this envelope?**

- Yes **Go to Question 2**
 No **Please give this questionnaire to the person addressed on the envelope.**



0B6JQP23
18781297



2. Which of the following health plans are you currently covered by? MARK ALL THAT APPLY.

a. Military Health Plans

- TRICARE Prime
- TRICARE Extra or Standard (CHAMPUS)
- TRICARE Plus
- TRICARE for Life

b. Other Health Plans

- Medicare
- Federal Employees Health Benefit Program (FEHBP)
- Medicaid
- A civilian HMO (such as Kaiser)
- Other civilian health insurance (such as Blue Cross)
- Uniformed Services Family Health Plan (USFHP)
- The Veterans Administration (VA)
- Not Sure

3. Currently, are you covered by Medicare Part A? Medicare is the federal health insurance program for people aged 65 or older and for certain disabled people. Medicare Part A helps pay for inpatient hospital care.

- Yes, I am now covered by Medicare Part A
- No, I am not covered by Medicare Part A

4. Currently, are you covered by Medicare Part B? Medicare is the federal health insurance program for people aged 65 or older and for certain disabled people. Medicare Part B helps pay for doctor's services, outpatient hospital services, and certain other services.

- Yes, I am now covered by Medicare Part B
- No, I am not covered by Medicare Part B

5. Currently, are you covered by Medicare supplemental insurance? Medicare supplemental insurance, also called Medigap or MediSup, is usually obtained from private insurance companies and covers some of the costs not paid for by Medicare.

- Yes, I am now covered by Medicare supplemental insurance
- No, I am not covered by Medicare supplemental insurance

6. Which health plan did you use for all or most of your healthcare in the last 12 months? MARK ONLY ONE.

a. Military Health Plan

- TRICARE Prime
- TRICARE Extra or Standard (CHAMPUS)
- TRICARE Plus and Medicare
- TRICARE for Life and Medicare

b. Other Health Plan

- Medicare
- Federal Employees Health Benefit Program (FEHBP)
- Medicaid
- A civilian HMO (such as Kaiser)
- Other civilian health insurance (such as Blue Cross)
- Uniformed Services Family Health Plan (USFHP)
- The Veterans Administration (VA)
- Not Sure
- Did not use any health plan in the last 12 months **Go to Question 8**

For the remainder of this questionnaire, the term health plan refers to the plan you indicated in Question 6.

7. How many months or years in a row have you been in this health plan?

- Less than 6 months 12 up to 24 months 5 up to 10 years
 6 up to 12 months 2 up to 5 years 10 or more years

_____YOUR PERSONAL DOCTOR, OR NURSE_____

The next questions ask you about your own healthcare. Do not include care you got when you stayed overnight in a hospital. Do not include the times you went for dental care visits.

8. A personal doctor or nurse is the health provider who knows you best. This can be a general doctor, a specialist doctor, a nurse practitioner, or a physician assistant.

When you joined your health plan or at any time since then, did you get a new personal doctor or nurse?

- Yes No Go to Question 10

9. With the choices your health plan gave you, how much of a problem, if any, was it to get a personal doctor or nurse you are happy with?

- A big problem A small problem Not a problem I didn't get a new personal doctor or nurse.

10. Do you have one person you think of as your personal doctor or nurse?

- Yes No Go to Question 12

11. We want to know your rating of your personal doctor or nurse.

Use any number from 0 to 10 where 0 is the worst personal doctor or nurse possible, and 10 is the best personal doctor or nurse possible. How would you rate your personal doctor or nurse now?

- 0 Worst personal doctor or nurse possible
 1
 2
 3
 4
 5
 6
 7
 8
 9
 10 Best personal doctor or nurse possible
 I don't have a personal doctor or nurse.

12. Are you currently enrolled in TRICARE Prime?

- Yes No Go to Question 15



0B6JQP45
18781297



13. As a member of TRICARE Prime, do you have a Primary Care Manager (PCM) based in a military or civilian facility?

(In TRICARE Prime, a PCM is a healthcare provider who is your primary point of contact with the health system. He or she provides routine care, coordinates your total healthcare, arranges for hospital admissions, makes referrals to specialists, maintains health records, and recommends preventive and wellness services.)

- A primary care manager based at a military facility Not sure
 A primary care manager based at a civilian facility Not a member of TRICARE Prime

14. Do you know your PCM's name?

- Yes No

—————GETTING HEALTHCARE FROM A SPECIALIST—————

When you answer the next questions, do not include dental visits.

15. Specialists are doctors like surgeons, heart doctors, allergy doctors, skin doctors, and others who specialize in one area of healthcare.

In the last 12 months, did you or a doctor or nurse think you needed to see a specialist?

- Yes No Go to Question 17

16. In the last 12 months, how much of a problem, if any, was it to get a referral to a specialist that you needed to see?

- A big problem Not a problem
 A small problem I didn't need to see a specialist in the last 12 months.

17. In the last 12 months, did you see a specialist?

- Yes No Go to Question 20

18. We want to know your rating of the specialist you saw most often in the last 12 months, including a personal doctor if he or she was a specialist.

Use any number from 0 to 10 where 0 is the worst specialist possible, and 10 is the best specialist possible. How would you rate the specialist?

- 0 Worst specialist possible
 1
 2
 3
 4
 5
 6
 7
 8
 9
 10 Best specialist possible
 I didn't see a specialist in the last 12 months.

19. In the last 12 months, was the specialist you saw most often the same doctor as your personal doctor?

- Yes No I don't have a personal doctor or I didn't see a specialist in the last 12 months.

—————CALLING DOCTORS' OFFICES—————

20. In the last 12 months, did you call a doctor's office or clinic during regular office hours to get help or advice for yourself?

- Yes No **Go to Question 22**

21. In the last 12 months, when you called during regular office hours, how often did you get the help or advice you needed ?

- Never Usually I didn't call for help or advice during regular office hours in the last 12 months.
 Sometimes Always

—————YOUR HEALTHCARE IN THE LAST 12 MONTHS—————

22. A health provider could be a general doctor, a specialist doctor, a nurse practitioner, a physician assistant, a nurse, or anyone else you would see for healthcare.

In the last 12 months, did you make any appointments with a doctor or other health provider for regular or routine healthcare?

- Yes No **Go to Question 25**

23. In the last 12 months, how often did you get an appointment for regular or routine healthcare as soon as you wanted?

- Never Usually I didn't need an appointment for regular or routine care in the last 12 months.
 Sometimes Always

24. In the last 12 months, how many days did you usually have to wait between making an appointment for regular or routine care and actually seeing a provider?

- Same day 4-7 days 31 days or longer
 1 day 8-14 days I tried but could not get an appointment.
 2-3 days 15-30 days I didn't need an appointment for regular or routine care in the last 12 months.

25. In the last 12 months, did you have an illness or injury that needed care right away from a doctor's office, clinic, or emergency room?

- Yes No **Go to Question 28**

26. In the last 12 months, when you needed care right away for an illness or injury, how often did you get care as soon as you wanted?

- Never Usually I didn't need care right away for an illness or injury in last 12 months.
 Sometimes Always



0B6JQP67
18781297



27. In the last 12 months, how long did you usually have to wait between trying to get care and actually seeing a provider for an illness or injury?

- Same day 3 days 15 days or longer
 1 day 4-7 days I didn't need care right away for an illness or injury in the last 12 months.
 2 days 8-14 days

28. In the last 12 months, how many times did you go to an emergency room to get care for yourself?

- None 1 2-3 4-6 More than 6

29. In the last 12 months (not counting times you went to an emergency room), how many times did you go to a doctor's office or clinic to get care for yourself?

- None **Go to Question 40** 1 2 3 4 5 to 9 10 or more

30. In the last 12 months, how much of a problem, if any, was it to get the care you or a doctor believed necessary?

- A big problem A small problem Not a problem I had no visits in the last 12 months.

31. In the last 12 months, how much of a problem, if any, were delays in healthcare while you waited for approval from your health plan?

- A big problem A small problem Not a problem I had no visits in the last 12 months.

32. In the last 12 months, how often did you wait in the doctor's office or clinic more than 15 minutes past your appointment time to see the person you went to see?

- Never Sometimes Usually Always I had no visits in the last 12 months.

33. In the last 12 months, how often did office staff at a doctor's office or clinic treat you with courtesy and respect?

- Never Sometimes Usually Always I had no visits in the last 12 months.

34. In the last 12 months, how often were office staff at a doctor's office or clinic as helpful as you thought they should be?

- Never Sometimes Usually Always I had no visits in the last 12 months.

35. In the last 12 months, how often did doctors or other health providers listen carefully to you?

- Never Sometimes Usually Always I had no visits in the last 12 months.

36. In the last 12 months, how often did doctors or other health providers explain things in a way you could understand?

- Never Sometimes Usually Always I had no visits in the last 12 months.

37. In the last 12 months, how often did doctors or other health providers show respect for what you had to say?

- Never Sometimes Usually Always I had no visits in the last 12 months.

38. In the last 12 months, how often did doctors or other health providers spend enough time with you?

- Never Sometimes Usually Always I had no visits in the last 12 months.

39. We want to know your rating of all your healthcare in the last 12 months from all doctors and other health providers.

Use any number from 0 to 10 where 0 is the worst healthcare possible, and 10 is the best healthcare possible. How would you rate all your healthcare?

- 0 Worst healthcare possible
 1
 2
 3
 4
 5
 6
 7
 8
 9
 10 Best healthcare possible
 I had no visits in the last 12 months.

40. In the last 12 months, how many prescriptions did you have that were written by a civilian provider but were filled at a military pharmacy? **INCLUDE REFILLS.**

- None 1-5 6-10 11-15 More than 15

41. In the last 12 months, where did you go most often for your healthcare? **MARK ONLY ONE ANSWER.**

- A military facility - This includes: Military clinic, Military hospital, PRIMUS clinic, NAVCARE clinic
 A civilian facility - This includes: Doctor's office, Clinic, Hospital, Civilian TRICARE contractor
 Uniformed Services Family Health Plan facility (USFHP)
 Veterans Affairs (VA) clinic or hospital
 I went to none of the listed types of facilities in the last 12 months.

42. What is the single most important reason to you in your decision to use a military treatment facility (MTF) for your healthcare? **MARK ONLY ONE**

- | | |
|---|---|
| <input type="radio"/> Cost to you | <input type="radio"/> Military courtesy |
| <input type="radio"/> Convenience of location | <input type="radio"/> Relationship with a personal physician |
| <input type="radio"/> Quality of healthcare | <input type="radio"/> Co-location of services in a MTF |
| <input type="radio"/> Convenience of telephone access | <input type="radio"/> Lack of paperwork/claims |
| <input type="radio"/> Timeliness of appointments | <input type="radio"/> I am active duty and entitled to MTF care |

—————YOUR HEALTH PLAN—————

The next questions ask about your experience with your health plan. By your health plan, we mean the health plan you marked in Question 6.



0B6JQP89
18781297



43. **Claims are sent to a health plan for payment. You may send in the claims yourself, or doctors, hospitals, or others may do this for you.**
- In the last 12 months, did you or anyone else send in any claims to your health plan?**
- Yes No **Go to Question 47** Don't know **Go to Question 47**
44. **In the last 12 months, how often did your health plan handle your claims in a reasonable time?**
- Never Usually Don't know
 Sometimes Always No claims were sent for me in the last 12 months.
45. **In the last 12 months, how often did your health plan handle your claims correctly?**
- Never Usually Don't know
 Sometimes Always No claims were sent for me in the last 12 months.
46. **In the last 12 months, before you went for care, how often did your health plan make it clear how much you would have to pay?**
- Never Usually Don't know
 Sometimes Always No claims were sent for me in the last 12 months.
47. **In the last 12 months, did you look for any information in written materials from your health plan?**
- Yes No **Go to Question 49**
48. **In the last 12 months, how much of a problem, if any, was it to find or understand information in the written materials?**
- A big problem Not a problem
 A small problem I didn't look for information from my health plan in the last 12 months.
49. **In the last 12 months, did you call your health plan's customer service to get information or help?**
- Yes No **Go to Question 51**
50. **In the last 12 months, how much of a problem, if any, was it to get the help you needed when you called your health plan's customer service?**
- A big problem Not a problem
 A small problem I didn't call my health plan's customer service in the last 12 months.
51. **In the last 12 months, have you called or written your health plan with a complaint or problem?**
- Yes No **Go to Question 54**
52. **How long did it take for the health plan to resolve your complaint?**
- Same day 4 or more weeks
 1 week I am still waiting for it to be settled.
 2 weeks I haven't called or written with a complaint or problem in the last 12 months.
 3 weeks

53. Was your complaint or problem settled to your satisfaction?

- Yes I am still waiting for it to be settled.
 No I haven't called or written with a complaint or problem in the last 12 months.

54. Paperwork means things like having your records changed, processing forms, or other paperwork related to getting care.

In the last 12 months, did you have any experiences with paperwork for your health plan?

- Yes No Go to Question 56

55. In the last 12 months, how much of a problem, if any, did you have with paperwork for your health plan?

- A big problem Not a problem
 A small problem I didn't have any experiences with paperwork for my health plan in the last 12 months.

56. We want to know your rating of all your experience with your health plan.

Use any number from 0 to 10 where 0 is the worst health plan possible, and 10 is the best health plan possible. How would you rate your health plan now?

- 0 Worst health plan possible
 1
 2
 3
 4
 5
 6
 7
 8
 9
 10 Best health plan possible

57. If you are currently enrolled in TRICARE Prime, how likely are you to disenroll from TRICARE Prime for a different type of health plan in the next 12 months?

- Very unlikely Likely I am not currently enrolled in TRICARE Prime.
 Unlikely Very likely
 Neither likely nor unlikely Not sure

—————PREVENTIVE CARE—————

Preventive care is medical care you receive that is intended to maintain your good health or prevent a future medical problem. A physical or a cholesterol screening are examples of preventive care.

58. Not counting when you were sick or pregnant, when was the last time you had a general medical or physical examination or checkup?

- Less than 12 months ago 5 or more years ago
 1 to 2 years ago Never had a general physical or checkup
 More than 2 but less than 5 years ago



0B6JQP78
18781297



59. **When did you last have a blood pressure reading?**

- Less than 12 months ago 1 to 2 years ago More than 2 years ago

60. **Do you know if your blood pressure is too high?**

- Yes, it is too high No, it is not too high Don't know

61. **When did you last have a cholesterol screening, that is, a test to determine the level of cholesterol in your blood?**

- Less than 12 months ago More than 2 but less than 5 years ago Never had a cholesterol screening
 1 to 2 years ago 5 or more years ago

62. **When did you last have a flu shot?**

- Less than 12 months ago 1 to 2 years ago More than 2 years ago Never had a flu shot

63. **Have you ever smoked at least 100 cigarettes in your entire life?**

- Yes No **Go to Question 67** Don't know **Go to Question 67**

64. **Do you now smoke every day, some days or not at all?**

- Every day **Go to Question 66** Not at all **Go to Question 65**
 Some days **Go to Question 66** Don't know **Go to Question 67**

65. **How long has it been since you quit smoking cigarettes?**

- Less than 12 months **Go to Question 66** Don't know **Go to Question 67**
 12 months or more **Go to Question 67**

66. **In the last 12 months, on how many visits were you advised to quit smoking by a doctor or other health provider in your plan?**

- None 1 visit 2 to 4 visits 5 to 9 visits 10 or more visits

67. **Are you male or female?**

- Male **Go to Question 68** Female **Go to Question 69**

68. **When was the last time you had a prostate gland examination or blood test for prostate disease?**

- Within the last 12 months More than 2 but less than 5 years ago Never had a prostate gland examination
 1 to 2 years ago 5 or more years ago

Go to Question 76

69. **When did you last have a Pap smear test?**

- Within the last 12 months More than 3 but less than 5 years ago Never had a Pap smear test
 1 to 3 years ago 5 or more years ago

70. Are you under age 40?

- Yes **Go to Question 73** No

71. When was the last time your breasts were checked by mammography?

- Within the last 12 months More than 2 years but less than 5 years ago Never had a mammogram
 1 to 2 years ago 5 or more years ago

72. When was the last time you had a breast exam by a healthcare professional?

- Within the last 12 months More than 2 years but less than 5 years ago Never had a breast exam
 1 to 2 years ago 5 or more years ago

73. Have you been pregnant in the last 12 months or are you pregnant now?

- Yes, I am currently pregnant **Go to Question 74**
 No, I am not currently pregnant, but have been in the past 12 months **Go to Question 75**
 No, I am not currently pregnant, and have not been pregnant in the past 12 months **Go to Question 76**

74. In what trimester is your pregnancy?

- First trimester Second trimester Third trimester

75. In which trimester did you first receive prenatal care?

- First trimester Second trimester Third trimester Did not receive prenatal care

—————**ABOUT YOU**—————

These questions are about your health now and your current daily activities. Please try to answer every question as accurately as you can. Please circle one answer for each question.

76. Overall, how would you rate your health during the past 4 weeks?

- Excellent Very Good Good Fair Poor Very Poor

77. During the past 4 weeks, how much did physical health problems limit your usual physical activities (such as walking or climbing stairs)?

- Not at all Very little Somewhat Quite a lot Could not do physical activities

78. During the past 4 weeks, how much difficulty did you have doing your daily work, both at home and away from home, because of your physical health?

- Not at all A little bit Some Quite a lot Could not do daily work

79. How much bodily pain have you had during the past 4 weeks?

- None Very mild Mild Moderate Severe Very severe



0B6JQP56
18781297



80. During the past 4 weeks, how much energy did you have?

- Very much Quite a lot Some A little None

81. During the past 4 weeks, how much did your physical health or emotional problems limit your social activities with family or friends?

- Not at all Very little Somewhat Quite a lot Could not do social activities

82. During the past 4 weeks, how much have you been bothered by emotional problems (such as feeling anxious, depressed or irritable)?

- Not at all Slightly Moderately Quite a lot Extremely

83. During the past 4 weeks, how much did personal or emotional problems keep you from doing your usual work, school or other daily activities?

- Not at all Very little Somewhat Quite a lot Could not do daily activities

84. For this last question, we would like you to shift your focus to look back over the past year. Compared to one year ago, how would you rate your health in general now?

- Much better now than one year ago Somewhat worse now than one year ago
 Somewhat better now than one year ago Much worse now than one year ago
 About the same as one year ago

85. What is the highest grade or level of school that you have completed?

- 8th grade or less Some college or 2-year degree
 Some high school, but did not graduate 4-year college graduate
 High school graduate or GED More than 4-year college degree

86. Are you of Hispanic or Latino origin or descent? (Mark "NO" if not Spanish/Hispanic/Latino.)

- No, not Spanish, Hispanic, or Latino Yes, Cuban
 Yes, Mexican, Mexican American, Chicano Yes, other Spanish, Hispanic, or Latino
 Yes, Puerto Rican

87. What is your race? (Mark ONE OR MORE races to indicate what you consider yourself to be.)

- White
 Black or African American
 American Indian or Alaska Native
 Asian (e.g., Asian Indian, Chinese, Filipino, Japanese, Korean, Vietnamese)
 Native Hawaiian or other Pacific Islander (e.g., Samoan, Guamanian, or Chamorro)

88. What is your age now?

- 18 to 24 Go to the End of the Questionnaire 55 to 64 Go to the End of the Questionnaire
 25 to 34 Go to the End of the Questionnaire 65 to 74 Go to Question 89
 35 to 44 Go to the End of the Questionnaire 75 or older Go to Question 89
 45 to 54 Go to the End of the Questionnaire

TRICARE FOR LIFE

As of October 1, 2001, military retirees age 65 or over who enroll in Medicare Part B are eligible for a new benefit called TRICARE for Life. Under TRICARE for Life, TRICARE acts as supplemental insurance to Medicare. The following questions ask about how these new benefits have affected you.

89. Before receiving this survey, were you aware of TRICARE for life?

- Yes No **Go to Question 103**

90. How much of a problem, if any, is it to understand your health benefits under TRICARE for Life?

- A big problem A small problem Not a problem I am not covered by TRICARE for Life

91. What additional information about TRICARE for Life would you like to have? MARK ALL THAT APPLY



- | | |
|---|---|
| <input type="radio"/> What is covered | <input type="radio"/> Where to get help or information |
| <input type="radio"/> Who is eligible | <input type="radio"/> How to make sure you are eligible |
| <input type="radio"/> How your doctor gets paid | <input type="radio"/> Which doctors you can see |
| <input type="radio"/> How TRICARE for Life affects VA benefits | <input type="radio"/> I do not need additional information about TRICARE for Life |
| <input type="radio"/> Whether private insurance should be dropped | |

92. How helpful were the following sources of information about your benefits under TRICARE for Life? MARK ALL THAT APPLY.

	Very helpful	Somewhat helpful	Not helpful	Did not consult
a. A local TRICARE benefits counselor or advisor (for example, a Beneficiary Counseling and Assistance Coordinator or BCAC)	<input type="radio"/>	<input type="radio"/>	<input type="radio"/>	<input type="radio"/>
b. A TRICARE toll-free phone number (for example, 1-888-DOD-LIFE or 1-877-DOD-MEDS)	<input type="radio"/>	<input type="radio"/>	<input type="radio"/>	<input type="radio"/>
c. Medicare or Social Security	<input type="radio"/>	<input type="radio"/>	<input type="radio"/>	<input type="radio"/>
d. Your primary doctor	<input type="radio"/>	<input type="radio"/>	<input type="radio"/>	<input type="radio"/>
e. The TRICARE website	<input type="radio"/>	<input type="radio"/>	<input type="radio"/>	<input type="radio"/>
f. Direct mailings from TRICARE	<input type="radio"/>	<input type="radio"/>	<input type="radio"/>	<input type="radio"/>
g. A military publication	<input type="radio"/>	<input type="radio"/>	<input type="radio"/>	<input type="radio"/>
h. A civilian retiree publication	<input type="radio"/>	<input type="radio"/>	<input type="radio"/>	<input type="radio"/>
i. Other	<input type="radio"/>	<input type="radio"/>	<input type="radio"/>	<input type="radio"/>

93. On which of the sources listed in Question 92 did you rely most for information about TRICARE for Life? MARK ONLY ONE.

- A local TRICARE benefits counselor or advisor (for example, BCAC)
 A TRICARE toll-free phone number (for example, 1-888-DOD-LIFE or 1-877-DOD-MEDS)
 Medicare or Social Security
 Your primary doctor
 The TRICARE website
 Direct mailings from TRICARE
 A military publication
 A civilian retiree publication
 Other

	*0B6JQP34* 18781297	
---	------------------------	---

94. **As a result of the new benefits under TRICARE for Life, did you enroll in Medicare Part B?**

- Yes
- No, I was already enrolled in Medicare Part B
- No, I have not enrolled in Medicare Part B but I plan to enroll
- No, I have not enrolled in Medicare Part B and do not intend to **Go to Question 103**
- I am not eligible for TRICARE for Life **Go to Question 103**

95. **As a result of your new benefits under TRICARE for Life, did you drop a Medigap (private Medicare supplement) insurance policy or other private health insurance policy?**

- Yes
- No, I was not covered by Medigap or other private insurance
- No, I did not drop my Medigap or other private insurance but I plan to do so
- No, I did not drop my Medigap or other private insurance and do not intend to
- I am not eligible for TRICARE for Life **Go to Question 103**

96. **As a result of your new benefits under TRICARE for Life, did you disenroll from a civilian HMO?**

- Yes
- No
- I am not eligible for TRICARE for Life **Go to Question 103**

97. **Under TRICARE for Life, where do you plan to get most of your health care?**

- From military facilities
- From VA facilities
- From civilian facilities
- I am not eligible for TRICARE for Life **Go to Question 103**

98. **Since October 1, 2001, have you received medical care from civilian sources (other than prescription drugs)?**

- Yes
- No **Go to Question 103**

99. **Did any health care provider ask for payment from you at the time of service for medical care you received since October 1, 2001?**

- Yes
- No
- I have not received medical care since October 1 **Go to Question 103**

100. **A bill is a request for payment for services received. Did you get a bill or bills for medical care you received since October 1, 2001 that you thought should have been covered by both Medicare and TRICARE?**

- Yes
- No **Go to Question 103**
- I have not received medical care since October 1 **Go to Question 103**

101. **How have you responded to the bill or bills? MARK ALL THAT APPLY.**

- I paid or intend to pay the bill or bills
- I am ignoring the bill or bills
- I have contacted or intend to contact the provider
- I have contacted or intend to contact TRICARE
- I have contacted or intend to contact Medicare

102. **Has the billing matter been resolved to your satisfaction?**

- Yes
- No
- I have not received a bill or bills since October 1 **Go to Question 103**

Through TRICARE Senior Pharmacy, which began April 1, 2001, TRICARE helps to pay for prescription drugs from civilian pharmacies and from the National Mail Order Pharmacy (NMOP).

103. As a result of your new benefits under TRICARE for Life and TRICARE Senior Pharmacy, did you change the type of pharmacy where you get prescription drugs?

Yes No

104. Since April 1, 2001 at what type of pharmacy have you filled most of your prescriptions?

- At military pharmacies
- At civilian pharmacies in the TRICARE network
- At civilian pharmacies outside the TRICARE network
- At the National Mail Order Pharmacy (NMOP)
- I have not filled any prescriptions since April 1, 2001

105. Please indicate the extent to which you agree or disagree with the following statement about TRICARE for Life:

I am satisfied with my TRICARE for Life benefits.

Strongly Agree Agree Neither Agree nor Disagree Disagree Strongly Disagree

THANK YOU

Please return the completed survey in the postage-paid envelope.



0B6JQP12
18781297



Health Care Survey of DoD Beneficiaries



April 2002

SURVEY INSTRUCTIONS

Answer all the questions by checking the circle to the left of your answer. You are sometimes told to skip over some questions in this survey. When this happens you will see a note that tells you what question to answer next, like this:

- Yes **Go to Question 1**
 No

Please return the completed questionnaire in the enclosed postage-paid envelope within **seven days**. If you have misplaced the envelope, our address is:

Office of the Assistant Secretary of Defense (Health Affairs)
c/o Survey Processing Center
PO Box 82660
Lincoln, NE 68501-9462

According to the Privacy Act of 1974 (Public Law 93-579), the Department of Defense is required to inform you of the purposes and use of this survey. Please read it carefully.

Authority: 10 U.S.C., Chapter 55, Public Law 102-484, E.O. 9397.

Purpose: This survey helps health policy makers gauge beneficiary satisfaction with the current military healthcare system and provides valuable input from beneficiaries that will be used to improve the Military Health System.

Routine Uses: None

Disclosure: Voluntary. Failure to respond will not result in any penalty to the respondent. However, maximum participation is encouraged so that data will be as complete and representative as possible.

—————SURVEY STARTS HERE—————

This survey is about the health care of the person addressed in the cover letter. The questionnaire should be completed by that person. If you are not the addressee, please give this survey to the person named in the cover letter.

1. Are you the person whose name appears on the mailing label of this envelope?

- Yes **Go to Question 2**
 No **Please give this questionnaire to the person addressed on the envelope.**



0C4XTK2E
20385848



2. **By which of the following health plans are you currently covered? MARK ALL THAT APPLY.**

a. Military Health Plans

- TRICARE Prime
- TRICARE Extra or Standard (CHAMPUS)
- TRICARE Plus
- TRICARE for Life

b. Other Health Plans

- Medicare
- Federal Employees Health Benefit Program (FEHBP)
- Medicaid
- A civilian HMO (such as Kaiser)
- Other civilian health insurance (such as Blue Cross)
- Uniformed Services Family Health Plan (USFHP)
- The Veterans Administration (VA)
- Not Sure

3. **Currently, are you covered by Medicare Part A?** Medicare is the federal health insurance program for people aged 65 or older and for certain disabled people. Medicare Part A helps pay for inpatient hospital care.

- Yes, I am now covered by Medicare Part A
- No, I am not covered by Medicare Part A

4. **Currently, are you covered by Medicare Part B?** Medicare is the federal health insurance program for people aged 65 or older and for certain disabled people. Medicare Part B helps pay for doctor's services, outpatient hospital services, and certain other services.

- Yes, I am now covered by Medicare Part B
- No, I am not covered by Medicare Part B

5. **Currently, are you covered by Medicare supplemental insurance?** Medicare supplemental insurance, also called Medigap or MediSup, is usually obtained from private insurance companies and covers some of the costs not paid for by Medicare.

- Yes, I am now covered by Medicare supplemental insurance
- No, I am not covered by Medicare supplemental insurance

6. **Which health plan did you use for all or most of your healthcare in the last 12 months? MARK ONLY ONE.**

a. Military Health Plan

- TRICARE Prime
- TRICARE Extra or Standard (CHAMPUS)
- TRICARE Plus and Medicare
- TRICARE for Life and Medicare

b. Other Health Plan

- Medicare
- Federal Employees Health Benefit Program (FEHBP)
- Medicaid
- A civilian HMO (such as Kaiser)
- Other civilian health insurance (such as Blue Cross)
- Uniformed Services Family Health Plan (USFHP)
- The Veterans Administration (VA)
- Not Sure
- Did not use any health plan in the last 12 months **Go to Question 8**

For the remainder of this questionnaire, the term health plan refers to the plan you indicated in Question 6.

7. How many months or years in a row have you been in this health plan?

- Less than 6 months 12 up to 24 months 5 up to 10 years
 6 up to 12 months 2 up to 5 years 10 or more years

8. In the last 12 months, where did you go most often for your healthcare? MARK ONLY ONE ANSWER.

- A military facility - This includes: Military clinic, Military hospital, PRIMUS clinic, NAVCARE clinic
 A civilian facility - This includes: Doctor's office, Clinic, Hospital, Civilian TRICARE contractor
 Uniformed Services Family Health Plan facility (USFHP)
 Veterans Affairs (VA) clinic or hospital
 I went to none of the listed types of facilities in the last 12 months.

_____YOUR PERSONAL DOCTOR, OR NURSE_____

The next questions ask you about your own healthcare. Do not include care you got when you stayed overnight in a hospital. Do not include the times you went for dental care visits.

9. A personal doctor or nurse is the health provider who knows you best. This can be a general doctor, a specialist doctor, a nurse practitioner, or a physician assistant.

When you joined your health plan or at any time since then, did you get a new personal doctor or nurse?

- Yes No Go to Question 11

10. With the choices your health plan gave you, how much of a problem, if any, was it to get a personal doctor or nurse you are happy with?

- A big problem A small problem Not a problem I didn't get a new personal doctor or nurse.

11. Do you have one person you think of as your personal doctor or nurse?

- Yes No Go to Question 17

12. Is this person a general doctor, a specialist doctor, a physician assistant, or a nurse?

- General doctor (Family practice or internal medicine) Nurse
 Specialist doctor I don't have a personal doctor or nurse
 Physician assistant

13. How many months or years have you been going to your personal doctor or nurse?

- Less than 6 months 12 up to 24 months 5 years or more
 6 up to 12 months 2 up to 5 years I don't have a personal doctor or nurse



0C4XTK4G
20385848



14. Do you have a physical or medical condition that seriously interferes with your ability to work, attend school, or manage your day-to-day activities?

- Yes No Go to Question 16

15. Does your personal doctor or nurse understand how any health problems you have affect your day-to-day life?

- Yes No I don't have any health problems or I don't have a personal doctor or nurse

16. We want to know your rating of your personal doctor or nurse.

Use any number from 0 to 10 where 0 is the worst personal doctor or nurse possible, and 10 is the best personal doctor or nurse possible. How would you rate your personal doctor or nurse now?

- 0 Worst personal doctor or nurse possible
 1
 2
 3
 4
 5
 6
 7
 8
 9
 10 Best personal doctor or nurse possible
 I don't have a personal doctor or nurse.

17. Are you currently enrolled in TRICARE Prime?

- Yes No Go to Question 20

18. As a member of TRICARE Prime, do you have a Primary Care Manager (PCM) based in a military or civilian facility?

(In TRICARE Prime, a PCM is a healthcare provider who is your primary point of contact with the health system. He or she provides routine care, coordinates your total healthcare, arranges for hospital admissions, makes referrals to specialists, maintains health records, and recommends preventive and wellness services.)

- A primary care manager based at a military facility Not sure
 A primary care manager based at a civilian facility Not a member of TRICARE Prime

19. Do you know your PCM's name?

- Yes No

—————GETTING HEALTHCARE FROM A SPECIALIST—————

When you answer the next questions, do not include dental visits.

20. Specialists are doctors like surgeons, heart doctors, allergy doctors, skin doctors, and others who specialize in one area of healthcare.

In the last 12 months, did you or a doctor or nurse think you needed to see a specialist?

- Yes No Go to Question 22

21. In the last 12 months, how much of a problem, if any, was it to get a referral to a specialist that you needed to see?

- A big problem Not a problem
 A small problem I didn't need to see a specialist in the last 12 months.

22. In the last 12 months, did you see a specialist?

- Yes No Go to Question 26

23. In the past 12 months, how many times did you go to specialists for care for yourself?

- None Go to Question 26
 1
 2
 3
 4
 5 to 9
 10 or more

24. We want to know your rating of the specialist you saw most often in the last 12 months, including a personal doctor if he or she was a specialist.

Use any number from 0 to 10 where 0 is the worst specialist possible, and 10 is the best specialist possible. How would you rate the specialist?

- 0 Worst specialist possible
 1
 2
 3
 4
 5
 6
 7
 8
 9
 10 Best specialist possible
 I didn't see a specialist in the last 12 months.

25. In the last 12 months, was the specialist you saw most often the same doctor as your personal doctor?

- Yes No I don't have a personal doctor or I didn't see a specialist in the last 12 months.

—————CALLING DOCTORS' OFFICES—————

26. In the last 12 months, did you call a doctor's office or clinic during regular office hours to get help or advice for yourself?

- Yes No Go to Question 28



0C4XTK6I
20385848



27. In the last 12 months, when you called during regular office hours, how often did you get the help or advice you needed ?

- Never Usually I didn't call for help or advice during regular office hours in the last 12 months.
 Sometimes Always

—————YOUR HEALTHCARE IN THE LAST 12 MONTHS—————

28. A health provider could be a general doctor, a specialist doctor, a nurse practitioner, a physician assistant, a nurse, or anyone else you would see for healthcare.

In the last 12 months, did you make any appointments with a doctor or other health provider for regular or routine healthcare?

- Yes No Go to Question 31

29. In the last 12 months, how often did you get an appointment for regular or routine healthcare as soon as you wanted?

- Never Usually I didn't need an appointment for regular or routine care in the last 12 months.
 Sometimes Always

30. In the last 12 months, how many days did you usually have to wait between making an appointment for regular or routine care and actually seeing a provider?

- Same day 4-7 days 31 days or longer
 1 day 8-14 days I tried but could not get an appointment.
 2-3 days 15-30 days I didn't need an appointment for regular or routine care in the last 12 months.

31. In the last 12 months, did you have an illness or injury that needed care right away from a doctor's office, clinic, or emergency room?

- Yes No Go to Question 34

32. In the last 12 months, when you needed care right away for an illness or injury, how often did you get care as soon as you wanted?

- Never Usually I didn't need care right away for an illness or injury in last 12 months.
 Sometimes Always

33. In the last 12 months, how long did you usually have to wait between trying to get care and actually seeing a provider for an illness or injury?

- Same day 3 days 15 days or longer
 1 day 4-7 days I didn't need care right away for an illness or injury in the last 12 months.
 2 days 8-14 days

34. In the last 12 months, how many times did you go to an emergency room to get care for yourself?

- None 1 2-3 4-6 More than 6

35. In the last 12 months (not counting times you went to an emergency room), how many times did you go to a doctor's office or clinic to get care for yourself?

- None **Go to Question 49** 1 2 3 4 5 to 9 10 or more

36. In the last 12 months, how much of a problem, if any, was it to get the care you or a doctor believed necessary?

- A big problem A small problem Not a problem I had no visits in the last 12 months.

37. In the last 12 months, how much of a problem, if any, were delays in healthcare while you waited for approval from your health plan?

- A big problem A small problem Not a problem I had no visits in the last 12 months.

38. In the last 12 months, how often did you wait in the doctor's office or clinic more than 15 minutes past your appointment time to see the person you went to see?

- Never Sometimes Usually Always I had no visits in the last 12 months.

39. In the last 12 months, how often did office staff at a doctor's office or clinic treat you with courtesy and respect?

- Never Sometimes Usually Always I had no visits in the last 12 months.

40. In the last 12 months, how often were office staff at a doctor's office or clinic as helpful as you thought they should be?

- Never Sometimes Usually Always I had no visits in the last 12 months.

41. In the last 12 months, how often did doctors or other health providers listen carefully to you?

- Never Sometimes Usually Always I had no visits in the last 12 months.

42. In the last 12 months, how often did doctors or other health providers explain things in a way you could understand?

- Never Sometimes Usually Always I had no visits in the last 12 months.

43. In the last 12 months, how often did doctors or other health providers show respect for what you had to say?

- Never Sometimes Usually Always I had no visits in the last 12 months.

44. In the last 12 months, how often did doctors or other health providers spend enough time with you?

- Never Sometimes Usually Always I had no visits in the last 12 months.

45. We want to know how you, your doctors, and other health providers make decisions about your healthcare.

In the past 12 months, were any decisions made about your healthcare?

- Yes No **Go to Question 48**



0C4XTK8K
20385848



46. In the last 12 months, how often were you involved as much as you wanted in these decisions about your healthcare?

- Never Usually No decisions were made about my healthcare in the last 12 months.
 Sometimes Always

47. In the last 12 months, how much of a problem, if any, was it to get your doctors or other health providers to agree with you on the best way to manage your health conditions or problems?

- A big problem Not a problem
 A small problem No decisions were made about my healthcare in the last 12 months

48. We want to know your rating of all your healthcare in the last 12 months from all doctors and other health providers.

Use any number from 0 to 10 where 0 is the worst healthcare possible, and 10 is the best healthcare possible. How would you rate all your healthcare?

- 0 Worst healthcare possible
 1
 2
 3
 4
 5
 6
 7
 8
 9
 10 Best healthcare possible
 I had no visits in the last 12 months.

49. In the last 12 months, did you have a health problem for which you needed special medical equipment, such as a cane, a wheelchair, or oxygen equipment?

- Yes No Go to Question 51

50. In the last 12 months, how much of a problem, if any, was it to get the special medical equipment you needed through your health plan?

- A big problem Not a problem
 A small problem I didn't need to get any special medical equipment in the last 12 months

51. In the last 12 months, did you have any health problems that needed special therapy, such a physical, occupational, or speech therapy?

- Yes No Go to Question 53

52. In the last 12 months, how much of problem, if any, was it to get the special therapy you needed through your health plan?

- A big problem Not a problem
 A small problem I didn't need special therapy in the last 12 months

53. Home health care or assistance means home nursing, help with bathing or dressing, and help with basic household tasks.

In the last 12 months, did you need someone to come into your home to give you home health care or assistance?

- Yes No Go to Question 55

54. In the last 12 months, how much of a problem, if any, was it to get the care or assistance you needed through your health plan?

- A big problem Not a problem
 A small problem I didn't need home health care or assistance in the last 12

—————YOUR HEALTH PLAN—————

The next questions ask about your experience with your health plan. By your health plan, we mean the health plan you marked in Question 6.

55. Claims are sent to a health plan for payment. You may send in the claims yourself, or doctors, hospitals, or others may do this for you.

In the last 12 months, did you or anyone else send in any claims to your health plan?

- Yes No Go to Question 59 Don't know Go to Question 59

56. In the last 12 months, how often did your health plan handle your claims in a reasonable time?

- Never Usually Don't know
 Sometimes Always No claims were sent for me in the last 12 months.

57. In the last 12 months, how often did your health plan handle your claims correctly?

- Never Usually Don't know
 Sometimes Always No claims were sent for me in the last 12 months.

58. In the last 12 months, before you went for care, how often did your health plan make it clear how much you would have to pay?

- Never Usually Don't know
 Sometimes Always No claims were sent for me in the last 12 months.

59. In the last 12 months, did you look for any information in written materials from your health plan?

- Yes No Go to Question 61

60. In the last 12 months, how much of a problem, if any, was it to find or understand information in the written materials?

- A big problem Not a problem
 A small problem I didn't look for information from my health plan in the last 12 months.

61. In the last 12 months, did you call your health plan's customer service to get information or help?

- Yes No Go to Question 63



0C4XTK7J
20385848



62. In the last 12 months, how much of a problem, if any, was it to get the help you needed when you called your health plan's customer service?

- A big problem Not a problem
 A small problem I didn't call my health plan's customer service in the last 12 months.

63. In the last 12 months, have you called or written your health plan with a complaint or problem?

- Yes No **Go to Question 66**

64. How long did it take for the health plan to resolve your complaint?

- Same day 4 or more weeks
 1 week I am still waiting for it to be settled.
 2 weeks I haven't called or written with a complaint or problem in the last 12 months.
 3 weeks

65. Was your complaint or problem settled to your satisfaction?

- Yes I am still waiting for it to be settled.
 No I haven't called or written with a complaint or problem in the last 12 months.

66. Paperwork means things like having your records changed, processing forms, or other paperwork related to getting care.

In the last 12 months, did you have any experiences with paperwork for your health plan?

- Yes No **Go to Question 68**

67. In the last 12 months, how much of a problem, if any, did you have with paperwork for your health plan?

- A big problem Not a problem
 A small problem I didn't have any experiences with paperwork for my health plan in the last 12 months.

68. We want to know your rating of all your experience with your health plan.

Use any number from 0 to 10 where 0 is the worst health plan possible, and 10 is the best health plan possible. How would you rate your health plan now?

- 0 Worst health plan possible
 1
 2
 3
 4
 5
 6
 7
 8
 9
 10 Best health plan possible

69. If you are currently enrolled in TRICARE Prime, how likely are you to disenroll from TRICARE Prime for a different type of health plan in the next 12 months?

- Very unlikely Likely I am not currently enrolled in TRICARE Prime.
 Unlikely Very likely
 Neither likely nor unlikely Not sure

—————PREVENTIVE CARE—————

Preventive care is medical care you receive that is intended to maintain your good health or prevent a future medical problem. A physical or a cholesterol screening are examples of preventive care.

70. Not counting when you were sick or pregnant, when was the last time you had a general medical or physical examination or checkup?

- Less than 12 months ago 5 or more years ago
 1 to 2 years ago Never had a general physical or checkup
 More than 2 but less than 5 years ago

71. When did you last have a blood pressure reading?

- Less than 12 months ago 1 to 2 years ago More than 2 years ago

72. Do you know if your blood pressure is too high?

- Yes, it is too high No, it is not too high Don't know

73. When did you last have a cholesterol screening, that is, a test to determine the level of cholesterol in your blood?

- Less than 12 months ago More than 2 but less than 5 years ago Never had a cholesterol screening
 1 to 2 years ago 5 or more years ago

74. When did you last have a flu shot?

- Less than 12 months ago 1 to 2 years ago More than 2 years ago Never had a flu shot

75. Have you ever smoked at least 100 cigarettes in your entire life?

- Yes No Go to Question 79 Don't know Go to Question 79

76. Do you now smoke every day, some days or not at all?

- Every day Go to Question 78 Not at all Go to Question 77
 Some days Go to Question 78 Don't know Go to Question 79

77. How long has it been since you quit smoking cigarettes?

- Less than 12 months Go to Question 78 Don't know Go to Question 79
 12 months or more Go to Question 79



0C4XTK5H
20385848



78. In the last 12 months, on how many visits were you advised to quit smoking by a doctor or other health provider in your plan?

- None 1 visit 2 to 4 visits 5 to 9 visits 10 or more visits

79. Are you male or female?

- Male **Go to Question 80** Female **Go to Question 81**

80. When was the last time you had a prostate gland examination or blood test for prostate disease?

- Within the last 12 months More than 2 but less than 5 years ago Never had a prostate gland examination
 1 to 2 years ago 5 or more years ago

Go to Question 88

81. When did you last have a Pap smear test?

- Within the last 12 months More than 3 but less than 5 years ago Never had a Pap smear test
 1 to 3 years ago 5 or more years ago

82. Are you under age 40?

- Yes **Go to Question 85** No

83. When was the last time your breasts were checked by mammography?

- Within the last 12 months More than 2 years but less than 5 years ago Never had a mammogram
 1 to 2 years ago 5 or more years ago

84. When was the last time you had a breast exam by a healthcare professional?

- Within the last 12 months More than 2 years but less than 5 years ago Never had a breast exam
 1 to 2 years ago 5 or more years ago

85. Have you been pregnant in the last 12 months or are you pregnant now?

- Yes, I am currently pregnant **Go to Question 86**
 No, I am not currently pregnant, but have been in the past 12 months **Go to Question 87**
 No, I am not currently pregnant, and have not been pregnant in the past 12 months **Go to Question 88**

86. In what trimester is your pregnancy?

- First trimester Second trimester Third trimester

87. In which trimester did you first receive prenatal care?

- First trimester Second trimester Third trimester Did not receive prenatal care

—————ABOUT YOU—————

88. In general, how would you rate your overall health now?

- Excellent Very good Good Fair Poor

89. Because of any impairment or health problem, do you need the help of other persons with your personal care needs, such as eating, dressing, or getting around the house?

- Yes No

90. Because of any impairment or health problem, do you need help with your routine needs, such as everyday household chores, doing necessary business, shopping, or getting around for other purposes?

- Yes No

91. Do you have a physical or medical condition that seriously interferes with your independence, participation in the community, or quality of life?

- Yes No

92. We want to know your rating of how well your health plan has done in providing the equipment, services, and help you need.

Use any number from 0 to 10 where 0 is the worst your plan could do and 10 is the best your plan could do. How would you rate your health plan now?

- 0 Worst your health plan could do
 1
 2
 3
 4
 5
 6
 7
 8
 9
 10 Best your health plan could do

93. In the last 12 months, have you been a patient in a hospital overnight or longer?

- Yes No

94. Do you now have any physical or medical conditions that have lasted for at least 3 months? [Women: DO NOT include pregnancy.]

- Yes No Go to Question 97

95. In the last 12 months, have you seen a doctor or other health provider more than twice for any of these conditions?

- Yes No I have no conditions that have lasted 3 months



0C4XTK3F
20385848



96. Have you been taking prescription medicine for at least 3 months for any of these conditions?

- Yes No I have no conditions that have lasted 3 months

97. What is the highest grade or level of school that you have completed?

- 8th grade or less Some college or 2-year degree
 Some high school, but did not graduate 4-year college graduate
 High school graduate or GED More than 4-year college degree

98. Are you of Hispanic or Latino origin or descent? (Mark "NO" if not Spanish/Hispanic/Latino.)

- No, not Spanish, Hispanic, or Latino Yes, Cuban
 Yes, Mexican, Mexican American, Chicano Yes, other Spanish, Hispanic, or Latino
 Yes, Puerto Rican

99. What is your race? (Mark ONE OR MORE races to indicate what you consider yourself to be.)

- White
 Black or African American
 American Indian or Alaska Native
 Asian (e.g., Asian Indian, Chinese, Filipino, Japanese, Korean, Vietnamese)
 Native Hawaiian or other Pacific Islander (e.g., Somoan, Guamanian, or Chamorro)

100. What is your age now?

- 18 to 24 25 to 34 35 to 44 45 to 54 55 to 64 65 to 74 75 or older

—————EYE GLASSES OR EYE WEAR—————

The next series of questions ask you about your experiences in getting eyeglasses or eyewear from a military treatment facility.

101. In the last 12 months, have received any eyewear from a military treatment facility?

- Yes No **Go to the End of the Questionnaire**

102. Did you receive your eyewear as soon as you wanted?

- Yes No

103. In the last 12 months, how much of a problem, if any, was it to get eyeglass frames that you considered appealing, from a military treatment facility?

- A big problem A small problem Not a problem

104. In the last 12 months, how much of a problem, if any, was it to get eyewear or eyeglasses that had the correct prescription?

- A big problem A small problem Not a problem



105. In the last 12 months, how much of a problem, if any, was it to get eyeglass frames that properly fit you?

- A big problem A small problem Not a problem

The Frames of Choice Program entitles active duty personnel to select one pair of civilian-style frames every 12 months at no cost from military eye clinics.

106. Do you wear "Frame of Choice" eyewear?

- I am not active duty **Go to Question 107**
 Yes
 No, I am active duty but do not wear "Frame of Choice" eyewear **Go to Question 107**

107. Is your "Frame of Choice" your preferred military eyewear?

- Yes No

108. What is the most important factor in your decision to use military-issue eyewear or eyeglasses?

Select only one

- Cost to you Timely delivery of eyewear/eyeglasses Customer service
 Variety of eyeglass frames to choose from Quality of eyeglass frame
 Convenience of location Quality of eye care

109. Would you recommend military-issue eyeglasses to your family and friends?

- Yes No

THANK YOU

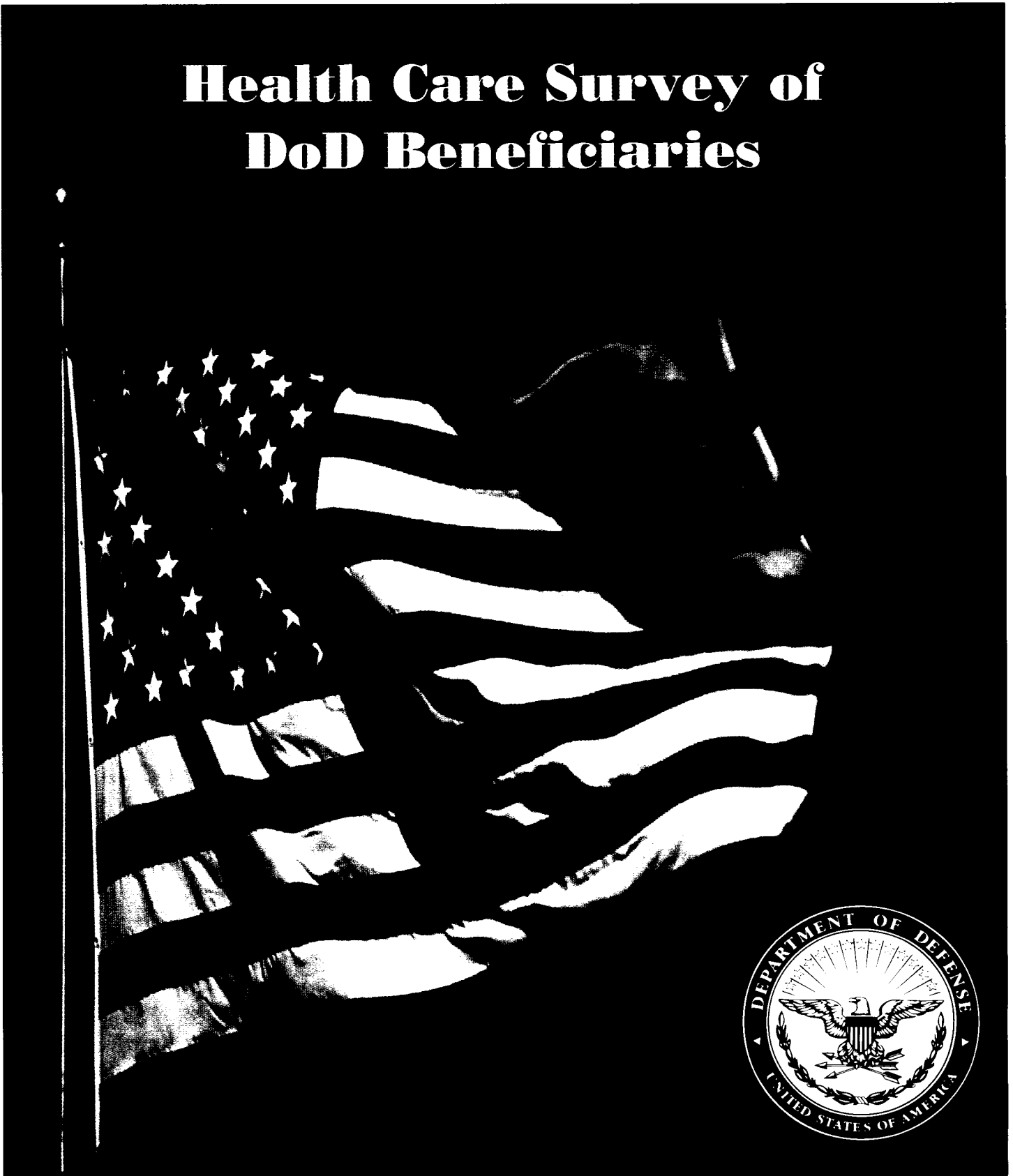
Please return the completed survey in the postage-paid envelope.



0C4XTK1D
20385848



Health Care Survey of DoD Beneficiaries



July 2002

SURVEY INSTRUCTIONS

Answer all the questions by checking the circle to the left of your answer. You are sometimes told to skip over some questions in this survey. When this happens you will see a note that tells you what question to answer next, like this:

- Yes **Go to Question 1**
 No

Please return the completed questionnaire in the enclosed postage-paid envelope within **seven days**. If you have misplaced the envelope, our address is:

Office of the Assistant Secretary of Defense (Health Affairs)
c/o Survey Processing Center
PO Box 82660
Lincoln, NE 68501-9462

According to the Privacy Act of 1974 (Public Law 93-579), the Department of Defense is required to inform you of the purposes and use of this survey. Please read it carefully.

Authority: 10 U.S.C., Chapter 55, Public Law 102-484, E.O. 9397.

Purpose: This survey helps health policy makers gauge beneficiary satisfaction with the current military healthcare system and provides valuable input from beneficiaries that will be used to improve the Military Health System.

Routine Uses: None

Disclosure: Voluntary. Failure to respond will not result in any penalty to the respondent. However, maximum participation is encouraged so that data will be as complete and representative as possible.

—————SURVEY STARTS HERE—————

This survey is about the health care of the person addressed in the cover letter. The questionnaire should be completed by that person. If you are not the addressee, please give this survey to the person named in the cover letter.

1. Are you the person whose name appears on the mailing label of this envelope?

- Yes **Go to Question 2**
 No **Please give this questionnaire to the person addressed on the envelope.**



0DAKNX2F
22328349



2. By which of the following health plans are you currently covered? MARK ALL THAT APPLY.

a. Military Health Plans

- TRICARE Prime
- TRICARE Extra or Standard (CHAMPUS)
- TRICARE Plus

b. Other Health Plans

- Medicare
- Federal Employees Health Benefit Program (FEHBP)
- Medicaid
- A civilian HMO (such as Kaiser)
- Other civilian health insurance (such as Blue Cross)
- Uniformed Services Family Health Plan (USFHP)
- The Veterans Administration (VA)
- Not Sure

3. Currently, are you covered by Medicare Part A? Medicare is the federal health insurance program for people aged 65 or older and for certain disabled people. Medicare Part A helps pay for inpatient hospital care.

- Yes, I am now covered by Medicare Part A
- No, I am not covered by Medicare Part A

4. Currently, are you covered by Medicare Part B? Medicare is the federal health insurance program for people aged 65 or older and for certain disabled people. Medicare Part B helps pay for doctor's services, outpatient hospital services, and certain other services.

- Yes, I am now covered by Medicare Part B
- No, I am not covered by Medicare Part B

5. Currently, are you covered by Medicare supplemental insurance? Medicare supplemental insurance, also called Medigap or MediSup, is usually obtained from private insurance companies and covers some of the costs not paid for by Medicare.

- Yes, I am now covered by Medicare supplemental insurance
- No, I am not covered by Medicare supplemental insurance

6. Which health plan did you use for all or most of your healthcare in the last 12 months? MARK ONLY ONE.

- TRICARE Prime
- TRICARE Extra or Standard (CHAMPUS)
- TRICARE Plus
- Medicare
- Federal Employees Health Benefit Program (FEHBP)
- Medicaid
- A civilian HMO (such as Kaiser)
- Other civilian health insurance (such as Blue Cross)
- Uniformed Services Family Health Plan (USFHP)
- The Veterans Administration (VA)
- Not sure
- Did not use any health plan in the last 12 months **Go to Question 8**

For the remainder of this questionnaire, the term health plan refers to the plan you indicated in Question 6.

7. How many months or years in a row have you been in this health plan?

- Less than 6 months 12 up to 24 months 5 up to 10 years
 6 up to 12 months 2 up to 5 years 10 or more years

—————YOUR PERSONAL DOCTOR, OR NURSE—————

The next questions ask about your own healthcare. Do not include care you got when you stayed overnight in a hospital. Do not include the times you went for dental care visits.

8. **A personal doctor or nurse** is the health provider who knows you best. This can be a general doctor, a specialist doctor, a nurse practitioner, or a physician assistant.

When you joined your health plan or at any time since then, did you get a new personal doctor or nurse?

- Yes No Go to Question 10

9. With the choices your health plan gave you, how much of a problem, if any, was it to get a personal doctor or nurse you are happy with?

- A big problem A small problem Not a problem I didn't get a new personal doctor or nurse.

10. Do you have one person you think of as your personal doctor or nurse?

- Yes No Go to Question 12

11. We want to know your rating of your personal doctor or nurse.

Use any number from 0 to 10 where 0 is the worst personal doctor or nurse possible, and 10 is the best personal doctor or nurse possible. How would you rate your personal doctor or nurse now?

- 0 Worst personal doctor or nurse possible
 1
 2
 3
 4
 5
 6
 7
 8
 9
 10 Best personal doctor or nurse possible
 I don't have a personal doctor or nurse.

12. Are you currently enrolled in TRICARE Prime?

- Yes No Go to Question 15



0DAKNX4H
22328349



13. As a member of TRICARE Prime, do you have a Primary Care Manager (PCM) based in a military or civilian facility?

(In TRICARE Prime, a PCM is a healthcare provider who is your primary point of contact with the health system. He or she provides routine care, coordinates your total healthcare, arranges for hospital admissions, makes referrals to specialists, maintains health records, and recommends preventive and wellness services.)

- A primary care manager based at a military facility Not sure **Go to Question 15**
 A primary care manager based at a civilian facility Not a member of TRICARE Prime **Go to Question 15**

14. Do you know your PCM's name?

- Yes No

—————GETTING HEALTHCARE FROM A SPECIALIST—————

When you answer the next questions, do not include dental visits.

15. **Specialists** are doctors like surgeons, heart doctors, allergy doctors, skin doctors, and others who specialize in one area of healthcare.

In the last 12 months, did you or a doctor or nurse think you needed to see a specialist?

- Yes No **Go to Question 17**

16. In the last 12 months, how much of a problem, if any, was it to get a referral to a specialist that you needed to see?

- A big problem Not a problem
 A small problem I didn't need to see a specialist in the last 12 months.

17. In the last 12 months, did you see a specialist?

- Yes No **Go to Question 20**

18. We want to know your rating of the specialist you saw most often in the last 12 months, including a personal doctor if he or she was a specialist.

Use any number from 0 to 10 where 0 is the worst specialist possible, and 10 is the best specialist possible. How would you rate the specialist?

- 0 Worst specialist possible
 1
 2
 3
 4
 5
 6
 7
 8
 9
 10 Best specialist possible
 I didn't see a specialist in the last 12 months.

19. In the last 12 months, was the specialist you saw most often the same doctor as your personal doctor?

- Yes No I don't have a personal doctor or I didn't see a specialist in the last 12 months.

—————CALLING DOCTORS' OFFICES—————

20. In the last 12 months, did you call a doctor's office or clinic during regular office hours to get help or advice for yourself?

- Yes No **Go to Question 22**

21. In the last 12 months, when you called during regular office hours, how often did you get the help or advice you needed ?

- Never Usually I didn't call for help or advice during regular office hours in the last 12 months.
 Sometimes Always

—————YOUR HEALTHCARE IN THE LAST 12 MONTHS—————

22. A health provider could be a general doctor, a specialist doctor, a nurse practitioner, a physician assistant, a nurse, or anyone else you would see for healthcare.

In the last 12 months, did you make any appointments with a doctor or other health provider for regular or routine healthcare?

- Yes No **Go to Question 25**

23. In the last 12 months, how often did you get an appointment for regular or routine healthcare as soon as you wanted?

- Never Usually I didn't need an appointment for regular or routine care in the last 12 months.
 Sometimes Always

24. In the last 12 months, how many days did you usually have to wait between making an appointment for regular or routine care and actually seeing a provider?

- Same day 4-7 days 31 days or longer
 1 day 8-14 days I tried but could not get an appointment.
 2-3 days 15-30 days I didn't need an appointment for regular or routine care in the last 12 months.

25. In the last 12 months, did you have an illness or injury that needed care right away from a doctor's office, clinic, or emergency room?

- Yes No **Go to Question 28**

26. In the last 12 months, when you needed care right away for an illness or injury, how often did you get care as soon as you wanted?

- Never Usually I didn't need care right away for an illness or injury in last 12 months.
 Sometimes Always



0DAKNX6J
22328349



27. In the last 12 months, how long did you usually have to wait between trying to get care and actually seeing a provider for an illness or injury?

- Same day 3 days 15 days or longer
 1 day 4-7 days I didn't need care right away for an illness or injury in the last 12 months.
 2 days 8-14 days

28. In the last 12 months, how many times did you go to an emergency room to get care for yourself?

- None 1 2-3 4-6 More than 6

29. In the last 12 months (not counting times you went to an emergency room), how many times did you go to a doctor's office or clinic to get care for yourself?

- None **Go to Question 40** 1 2 3 4 5 to 9 10 or more

30. In the last 12 months, how much of a problem, if any, was it to get the care you or a doctor believed necessary?

- A big problem A small problem Not a problem I had no visits in the last 12 months.

31. In the last 12 months, how much of a problem, if any, were delays in healthcare while you waited for approval from your health plan?

- A big problem A small problem Not a problem I had no visits in the last 12 months.

32. In the last 12 months, how often did you wait in the doctor's office or clinic more than 15 minutes past your appointment time to see the person you went to see?

- Never Sometimes Usually Always I had no visits in the last 12 months.

33. In the last 12 months, how often did office staff at a doctor's office or clinic treat you with courtesy and respect?

- Never Sometimes Usually Always I had no visits in the last 12 months.

34. In the last 12 months, how often were office staff at a doctor's office or clinic as helpful as you thought they should be?

- Never Sometimes Usually Always I had no visits in the last 12 months.

35. In the last 12 months, how often did doctors or other health providers listen carefully to you?

- Never Sometimes Usually Always I had no visits in the last 12 months.

36. In the last 12 months, how often did doctors or other health providers explain things in a way you could understand?

- Never Sometimes Usually Always I had no visits in the last 12 months.

37. In the last 12 months, how often did doctors or other health providers show respect for what you had to say?

- Never Sometimes Usually Always I had no visits in the last 12 months.

38. In the last 12 months, how often did doctors or other health providers spend enough time with you?

- Never Sometimes Usually Always I had no visits in the last 12 months.

39. We want to know your rating of all your healthcare in the last 12 months from all doctors and other health providers.

Use any number from 0 to 10 where 0 is the worst healthcare possible, and 10 is the best healthcare possible. How would you rate all your healthcare?

- 0 Worst healthcare possible
 1
 2
 3
 4
 5
 6
 7
 8
 9
 10 Best healthcare possible
 I had no visits in the last 12 months.

—————DENTAL CARE—————

40. In the last 12 months, did you get care from a dentist's office or dental clinic?

- Yes No Go to Question 43

41. In the last 12 months, how many times did you go to a dentist's office or dental clinic for care for yourself?

- None Go to Question 43 1 2 3 4 5 to 9 10 or more

42. We want to know your rating of your dental care from all dentists and other dental providers in the last 12 months.

Use any number from 0 to 10 where 0 is the worst dental care possible, and 10 is the best care possible. How would you rate your dental care?

- 0 Worst dental care possible
 1
 2
 3
 4
 5
 6
 7
 8
 9
 10 Best dental care possible
 I didn't have any dental care in the last 12 months.



0DAKNX8L
22328349



_____BEHAVIORAL HEALTH_____

43. In the last 12 months, did you need any treatment or counseling for a personal or family problem?

- Yes No Go to Question 46

44. In the last 12 months, how much of a problem, if any, was it to get the treatment or counseling you needed through your health plan?

- A big problem Not a problem
 A small problem I didn't get any prescriptions in the last 12 months

45. We want to know your rating of all the treatment or counseling you got in the last 12 months.

Use any number from 0 to 10 where 0 is the worst treatment or counseling possible, and 10 is the best treatment or counseling possible. How would you rate your treatment or counseling?

- 0 Worst treatment or counseling possible
 1
 2
 3
 4
 5
 6
 7
 8
 9
 10 Best treatment or counseling possible

_____PRESCRIPTION MEDICINE_____

46. In the last 12 months, did you get any new prescription medicine or refill a prescription?

- Yes No Go to Question 50

47. In the last 12 months, how much of a problem, if any, was it to get your prescription medicine from your health plan?

- A big problem Not a problem
 A small problem I didn't get any prescriptions in the last 12 months

48. In the last 12 months, how often did you get the prescription medicine you needed through your health plan?

- Never Usually I didn't get any prescriptions in the last 12 months
 Sometimes Always

49. In the last 12 months, how many prescriptions did you have that were written by a civilian provider but were filled at a military pharmacy? INCLUDE REFILLS.

- None 1-5 6-10 11-15 More than 15

50. In the last 12 months, where did you go most often for your healthcare? MARK ONLY ONE ANSWER.

- A military facility - This includes: Military clinic, Military hospital, PRIMUS clinic, NAVCARE clinic
 A civilian facility - This includes: Doctor's office, Clinic, Hospital, Civilian TRICARE contractor
 Uniformed Services Family Health Plan facility (USFHP)
 Veterans Affairs (VA) clinic or hospital
 I went to none of the listed types of facilities in the last 12 months.

51. What is the single most important reason to you in your decision whether to use a military treatment facility (MTF) for your healthcare? MARK ONLY ONE

- | | |
|---|---|
| <input type="radio"/> Cost to you | <input type="radio"/> Military courtesy |
| <input type="radio"/> Convenience of location | <input type="radio"/> Relationship with a personal physician |
| <input type="radio"/> Quality of healthcare | <input type="radio"/> Co-location of services in a MTF |
| <input type="radio"/> Convenience of telephone access | <input type="radio"/> Lack of paperwork/claims |
| <input type="radio"/> Timeliness of appointments | <input type="radio"/> I am active duty and entitled to MTF care |

—————YOUR HEALTH PLAN—————

The next questions ask about your experience with your health plan. By your health plan, we mean the health plan you marked in Question 6.

52. Claims are sent to a health plan for payment. You may send in the claims yourself, or doctors, hospitals, or others may do this for you.

In the last 12 months, did you or anyone else send in any claims to your health plan?

- Yes No **Go to Question 56** Don't know **Go to Question 56**

53. In the last 12 months, how often did your health plan handle your claims in a reasonable time?

- Never Usually Don't know
 Sometimes Always No claims were sent for me in the last 12 months.

54. In the last 12 months, how often did your health plan handle your claims correctly?

- Never Usually Don't know
 Sometimes Always No claims were sent for me in the last 12 months.

55. In the last 12 months, before you went for care, how often did your health plan make it clear how much you would have to pay?

- Never Usually Don't know
 Sometimes Always No claims were sent for me in the last 12 months.



0DAKNX7K
22328349



56. In the last 12 months, did you look for any information in written materials from your health plan?

- Yes No Go to Question 58

57. In the last 12 months, how much of a problem, if any, was it to find or understand information in the written materials?

- A big problem Not a problem
 A small problem I didn't look for information from my health plan in the last 12 months.

58. In the last 12 months, did you call your health plan's customer service to get information or help?

- Yes No Go to Question 60

59. In the last 12 months, how much of a problem, if any, was it to get the help you needed when you called your health plan's customer service?

- A big problem Not a problem
 A small problem I didn't call my health plan's customer service in the last 12 months.

60. In the last 12 months, have you called or written your health plan with a complaint or problem?

- Yes No Go to Question 63

61. How long did it take for the health plan to resolve your complaint?

- Same day 4 or more weeks
 1 week I am still waiting for it to be settled.
 2 weeks I haven't called or written with a complaint or problem in the last 12 months.
 3 weeks

62. Was your complaint or problem settled to your satisfaction?

- Yes I am still waiting for it to be settled.
 No I haven't called or written with a complaint or problem in the last 12 months.

63. Paperwork means things like having your records changed, processing forms, or other paperwork related to getting care.

In the last 12 months, did you have any experiences with paperwork for your health plan?

- Yes No Go to Question 65

64. In the last 12 months, how much of a problem, if any, did you have with paperwork for your health plan?

- A big problem Not a problem
 A small problem I didn't have any experiences with paperwork for my health plan in the last 12 months.

65. We want to know your rating of all your experience with your health plan.

Use any number from 0 to 10 where 0 is the worst health plan possible, and 10 is the best health plan possible. How would you rate your health plan now?

- 0 Worst health plan possible
- 1
- 2
- 3
- 4
- 5
- 6
- 7
- 8
- 9
- 10 Best health plan possible

66. If you are currently enrolled in TRICARE Prime, how likely are you to disenroll from TRICARE Prime for a different type of health plan in the next 12 months?

- Very unlikely
- Unlikely
- Neither likely nor unlikely
- Likely
- Very likely
- Not sure
- I am not currently enrolled in TRICARE Prime.

-----PREVENTATIVE CARE-----

Preventative care is medical care you receive that is intended to maintain your good health or prevent a future medical problem. A physical or a cholesterol screening are examples of preventative care.

67. Not counting when you were sick or pregnant, when was the last time you had a general medical or physical examination or checkup?

- Less than 12 months ago
- 1 to 2 years ago
- More than 2 but less than 5 years ago
- 5 or more years ago
- Never had a general physical or checkup

68. When did you last have a blood pressure reading?

- Less than 12 months ago
- 1 to 2 years ago
- More than 2 years ago

69. Do you know if your blood pressure is too high?

- Yes, it is too high
- No, it is not too high
- Don't know

70. When did you last have a cholesterol screening, that is, a test to determine the level of cholesterol in your blood?

- Less than 12 months ago
- 1 to 2 years ago
- More than 2 but less than 5 years ago
- 5 or more years ago
- Never had a cholesterol screening



0DAKNX5I
22328349



71. When did you last have a flu shot?

- Less than 12 months ago 1 to 2 years ago More than 2 years ago Never had a flu shot

72. Have you ever smoked at least 100 cigarettes in your entire life?

- Yes No **Go to Question 76** Don't know **Go to Question 76**

73. Do you now smoke every day, some days or not at all?

- Every day **Go to Question 75** Not at all **Go to Question 74**
 Some days **Go to Question 75** Don't know **Go to Question 76**

74. How long has it been since you quit smoking cigarettes?

- Less than 12 months **Go to Question 75** Don't know **Go to Question 76**
 12 months or more **Go to Question 76**

75. In the last 12 months, on how many visits were you advised to quit smoking by a doctor or other health provider in your plan?

- None 1 visit 2 to 4 visits 5 to 9 visits 10 or more visits

76. Are you male or female?

- Male **Go to Question 77** Female **Go to Question 78**

77. When was the last time you had a prostate gland examination or blood test for prostate disease?

- Within the last 12 months More than 2 but less than 5 years ago Never had a prostate gland examination
 1 to 2 years ago 5 or more years ago

Go to Question 85

78. When did you last have a Pap smear test?

- Within the last 12 months More than 3 but less than 5 years ago Never had a Pap smear test
 1 to 3 years ago 5 or more years ago

79. Are you under age 40?

- Yes **Go to Question 82** No

80. When was the last time your breasts were checked by mammography?

- Within the last 12 months More than 2 years but less than 5 years ago Never had a mammogram
 1 to 2 years ago 5 or more years ago

81. When was the last time you had a breast exam by a healthcare professional?

- Within the last 12 months More than 2 years but less than 5 years ago Never had a breast exam
 1 to 2 years ago 5 or more years ago

82. Have you been pregnant in the last 12 months or are you pregnant now?

- Yes, I am currently pregnant **Go to Question 83**
 No, I am not currently pregnant, but have been in the past 12 months **Go to Question 84**
 No, I am not currently pregnant, and have not been pregnant in the past 12 months **Go to Question 85**

83. In what trimester is your pregnancy?

- First trimester Second trimester Third trimester

84. In which trimester did you first receive prenatal care?

- First trimester Second trimester Third trimester Did not receive prenatal care

—————ABOUT YOU—————

85. In general, how would you rate your overall health now?

- Excellent Very good Good Fair Poor

86. In general, how would you rate your overall mental or emotional health now?

- Excellent Very good Good Fair Poor

87. We want to know how you feel about your life overall.

Use any number from 0 to 10 where 0 is the worst life possible, and 10 is the best life possible. How would you rate your life right now?

- 0 Worst life possible
 1
 2
 3
 4
 5
 6
 7
 8
 9
 10 Best life possible



0DAKNX3G
22328349



88. What is the highest grade or level of school that you have completed?

- 8th grade or less
- Some high school, but did not graduate
- High school graduate or GED
- Some college or 2-year degree
- 4-year college graduate
- More than 4-year college degree

89. Are you of Hispanic or Latino origin or descent? (Mark "NO" if not Spanish/Hispanic/Latino.)

- No, not Spanish, Hispanic, or Latino
- Yes, Mexican, Mexican American, Chicano
- Yes, Puerto Rican
- Yes, Cuban
- Yes, other Spanish, Hispanic, or Latino

90. What is your race? (Mark ONE OR MORE races to indicate what you consider yourself to be.)

- White
- Black or African American
- American Indian or Alaska Native
- Asian (e.g., Asian Indian, Chinese, Filipino, Japanese, Korean, Vietnamese)
- Native Hawaiian or other Pacific Islander (e.g., Samoan, Guamanian, or Chamorro)

91. What is your age now?

- 18 to 24
- 25 to 34
- 35 to 44
- 45 to 54
- 55 to 64
- 65 to 74
- 75 or older

THANK YOU

Please return the completed survey in the postage-paid envelope.



October 2002

0107077



002AMD15

0107077



SURVEY INSTRUCTIONS

Answer all the questions by checking the circle to the left of your answer. You are sometimes told to skip over some questions in this survey. When this happens you will see a note that tells you what question to answer next, like this:

- Yes **Go to Question 1**
 No

Please return the completed questionnaire in the enclosed postage-paid envelope within **seven days**. If you have misplaced the envelope, our address is:

Office of the Assistant Secretary of Defense (Health Affairs)
c/o Survey Processing Center
PO Box 82660
Lincoln, NE 68501-9462

According to the Privacy Act of 1974 (Public Law 93-579), the Department of Defense is required to inform you of the purposes and use of this survey. Please read it carefully.

Authority: 10 U.S.C., Chapter 55, Public Law 102-484, E.O. 9397.

Purpose: This survey helps health policy makers gauge beneficiary satisfaction with the current military healthcare system and provides valuable input from beneficiaries that will be used to improve the Military Health System.

Routine Uses: None

Disclosure: Voluntary. Failure to respond will not result in any penalty to the respondent. However, maximum participation is encouraged so that data will be as complete and representative as possible.

-----SURVEY STARTS HERE-----

This survey is about the health care of the person addressed in the cover letter. The questionnaire should be completed by that person. If you are not the addressee, please give this survey to the person named in the cover letter.

1. Are you the person whose name appears on the mailing label of this envelope?

- Yes **Go to Question 2**
 No **Please give this questionnaire to the person addressed on the envelope.**



002AMD26

0107077



2. By which of the following health plans are you currently covered? MARK ALL THAT APPLY.

a. Military Health Plans

- TRICARE Prime
- TRICARE Extra or Standard (CHAMPUS)
- TRICARE Plus
- TRICARE for Life

b. Other Health Plans

- Medicare
- Federal Employees Health Benefit Program (FEHBP)
- Medicaid
- A civilian HMO (such as Kaiser)
- Other civilian health insurance (such as Blue Cross)
- Uniformed Services Family Health Plan (USFHP)
- The Veterans Administration (VA)
- Not Sure

3. **Currently, are you covered by Medicare Part A?** Medicare is the federal health insurance program for people aged 65 or older and for certain disabled people. Medicare Part A helps pay for inpatient hospital care.

- Yes, I am now covered by Medicare Part A
- No, I am not covered by Medicare Part A

4. **Currently, are you covered by Medicare Part B?** Medicare is the federal health insurance program for people aged 65 or older and for certain disabled people. Medicare Part B helps pay for doctor's services, outpatient hospital services, and certain other services.

- Yes, I am now covered by Medicare Part B
- No, I am not covered by Medicare Part B

5. **Currently, are you covered by Medicare supplemental insurance?** Medicare supplemental insurance, also called Medigap or MediSup, is usually obtained from private insurance companies and covers some of the costs not paid for by Medicare.

- Yes, I am now covered by Medicare supplemental insurance
- No, I am not covered by Medicare supplemental insurance

6. Which health plan did you use for all or most of your healthcare in the last 12 months? MARK ONLY ONE.

- TRICARE Prime
- TRICARE Extra or Standard (CHAMPUS)
- TRICARE Plus
- Medicare
- Federal Employees Health Benefit Program (FEHBP)
- Medicaid
- A civilian HMO (such as Kaiser)
- Other civilian health insurance (such as Blue Cross)
- Uniformed Services Family Health Plan (USFHP)
- The Veterans Administration (VA)
- Not sure
- Did not use any health plan in the last 12 months **Go to Question 8**



002AMD37

0107077



For the remainder of this questionnaire, the term health plan refers to the plan you indicated in Question 6.

7. How many months or years in a row have you been in this health plan?

- Less than 6 months 12 up to 24 months 5 up to 10 years
 6 up to 12 months 2 up to 5 years 10 or more years

-----YOUR PERSONAL DOCTOR, OR NURSE-----

The next questions ask about your own healthcare. Do not include care you got when you stayed overnight in a hospital. Do not include the times you went for dental care visits.

8. A personal doctor or nurse is the health provider who knows you best. This can be a general doctor, a specialist doctor, a nurse practitioner, or a physician assistant.

When you joined your health plan or at any time since then, did you get a new personal doctor or nurse?

- Yes No **Go to Question 10**

9. With the choices your health plan gave you, how much of a problem, if any, was it to get a personal doctor or nurse you are happy with?

- A big problem Not a problem
 A small problem I didn't get a new personal doctor or nurse.

10. Do you have one person you think of as your personal doctor or nurse?

- Yes No **Go to Question 12**

11. We want to know your rating of your personal doctor or nurse.

Use any number from 0 to 10 where 0 is the worst personal doctor or nurse possible, and 10 is the best personal doctor or nurse possible. How would you rate your personal doctor or nurse now?

- 0 Worst personal doctor or nurse possible
 1
 2
 3
 4
 5
 6
 7
 8
 9
 10 Best personal doctor or nurse possible
 I don't have a personal doctor or nurse.

12. Are you currently enrolled in TRICARE Prime?

- Yes No **Go to Question 15**



002AMD48

0107077



13. As a member of TRICARE Prime, do you have a Primary Care Manager (PCM) based in a military or civilian facility?

(In TRICARE Prime, a PCM is a healthcare provider who is your primary point of contact with the health system. He or she provides routine care, coordinates your total healthcare, arranges for hospital admissions, makes referrals to specialists, maintains health records, and recommends preventive and wellness services.)

- A primary care manager based at a military facility Not sure
 A primary care manager based at a civilian facility Not a member of TRICARE Prime

14. Do you know your PCM's name?

- Yes No

-----GETTING HEALTHCARE FROM A SPECIALIST-----

When you answer the next questions, do not include dental visits.

15. Specialists are doctors like surgeons, heart doctors, allergy doctors, skin doctors, and others who specialize in one area of healthcare.

In the last 12 months, did you or a doctor or nurse think you needed to see a specialist?

- Yes No **Go to Question 17**

16. In the last 12 months, how much of a problem, if any, was it to get a referral to a specialist that you needed to see?

- A big problem Not a problem
 A small problem I didn't need to see a specialist in the last 12 months.

17. In the last 12 months, did you see a specialist?

- Yes No **Go to Question 20**

18. We want to know your rating of the specialist you saw most often in the last 12 months, including a personal doctor if he or she was a specialist.

Use any number from 0 to 10 where 0 is the worst specialist possible, and 10 is the best specialist possible. How would you rate the specialist?

- 0 Worst specialist possible
 1
 2
 3
 4
 5
 6
 7
 8
 9
 10 Best specialist possible
 I didn't see a specialist in the last 12 months.



002AMD59

0107077



19. In the last 12 months, was the specialist you saw most often the same doctor as your personal doctor?

- Yes No I don't have a personal doctor or I didn't see a specialist in the last 12 months.

-----CALLING DOCTORS' OFFICES-----

20. In the last 12 months, did you call a doctor's office or clinic during regular office hours to get help or advice for yourself?

- Yes No **Go to Question 22**

21. In the last 12 months, when you called during regular office hours, how often did you get the help or advice you needed?

- Never Always
 Sometimes I didn't call for help or advice during regular office hours in the last 12 months.
 Usually

-----YOUR HEALTHCARE IN THE LAST 12 MONTHS-----

22. A health provider could be a general doctor, a specialist doctor, a nurse practitioner, a physician assistant, a nurse, or anyone else you would see for healthcare.

In the last 12 months, did you make any appointments with a doctor or other health provider for regular or routine healthcare?

- Yes No **Go to Question 25**

23. In the last 12 months, how often did you get an appointment for regular or routine healthcare as soon as you wanted?

- Never Always
 Sometimes I didn't need an appointment for regular or routine care in the last 12 months.
 Usually

24. In the last 12 months, how many days did you usually have to wait between making an appointment for regular or routine care and actually seeing a provider?

- Same day 15-30 days
 1 day 31 days or longer
 2-3 days I tried but could not get an appointment.
 4-7 days I didn't need an appointment for regular or routine care in the last 12 months.
 8-14 days

25. In the last 12 months, did you have an illness or injury that needed care right away from a doctor's office, clinic, or emergency room?

- Yes No **Go to Question 28**



002AMD6A

0107077



26. In the last 12 months, when you needed care right away for an illness or injury, how often did you get care as soon as you wanted?

- Never Usually I didn't need care right away for an illness or injury in last 12 months.
 Sometimes Always

27. In the last 12 months, how long did you usually have to wait between trying to get care and actually seeing a provider for an illness or injury?

- Same day 4-7 days
 1 day 8-14 days
 2 days 15 days or longer
 3 days I didn't need care right away for an illness or injury in the last 12 months.

28. In the last 12 months, how many times did you go to an emergency room to get care for yourself?

- None 1 2-3 4-6 More than 6

29. In the last 12 months (not counting times you went to an emergency room), how many times did you go to a doctor's office or clinic to get care for yourself?

- None **Go to Question 40** 1 2 3 4 5 to 9 10 or more

30. In the last 12 months, how much of a problem, if any, was it to get the care you or a doctor believed necessary?

- A big problem A small problem Not a problem I had no visits in the last 12 months.

31. In the last 12 months, how much of a problem, if any, were delays in healthcare while you waited for approval from your health plan?

- A big problem A small problem Not a problem I had no visits in the last 12 months.

32. In the last 12 months, how often did you wait in the doctor's office or clinic more than 15 minutes past your appointment time to see the person you went to see?

- Never Sometimes Usually Always I had no visits in the last 12 months.

33. In the last 12 months, how often did office staff at a doctor's office or clinic treat you with courtesy and respect?

- Never Sometimes Usually Always I had no visits in the last 12 months.

34. In the last 12 months, how often were office staff at a doctor's office or clinic as helpful as you thought they should be?

- Never Sometimes Usually Always I had no visits in the last 12 months.

35. In the last 12 months, how often did doctors or other health providers listen carefully to you?

- Never Sometimes Usually Always I had no visits in the last 12 months.



002AMD7B

0107077



36. In the last 12 months, how often did doctors or other health providers explain things in a way you could understand?

- Never Sometimes Usually Always I had no visits in the last 12 months.

37. In the last 12 months, how often did doctors or other health providers show respect for what you had to say?

- Never Sometimes Usually Always I had no visits in the last 12 months.

38. In the last 12 months, how often did doctors or other health providers spend enough time with you?

- Never Sometimes Usually Always I had no visits in the last 12 months.

39. We want to know your rating of all your healthcare in the last 12 months from all doctors and other health providers.

Use any number from 0 to 10 where 0 is the worst healthcare possible, and 10 is the best healthcare possible. How would you rate all your healthcare?

- 0 Worst healthcare possible
 1
 2
 3
 4
 5
 6
 7
 8
 9
 10 Best healthcare possible
 I had no visits in the last 12 months.

40. In the last 12 months, how many prescriptions did you have that were written by a civilian provider but were filled at a military pharmacy? **INCLUDE REFILLS.**

- None 1-5 6-10 11-15 More than 15

41. In the last 12 months, where did you go most often for your healthcare? **MARK ONLY ONE ANSWER.**

- A military facility - This includes: Military clinic, Military hospital, PRIMUS clinic, NAVCARE clinic
 A civilian facility - This includes: Doctor's office, Clinic, Hospital, Civilian TRICARE contractor
 Uniformed Services Family Health Plan facility (USFHP)
 Veterans Affairs (VA) clinic or hospital
 I went to none of the listed types of facilities in the last 12 months.



002AMD8C

0107077



42. What is the single most important reason to you in your decision whether to use a military treatment facility (MTF) for your healthcare? **MARK ONLY ONE**

- | | |
|---|---|
| <input type="radio"/> Cost to you | <input type="radio"/> Military courtesy |
| <input type="radio"/> Convenience of location | <input type="radio"/> Relationship with a personal physician |
| <input type="radio"/> Quality of healthcare | <input type="radio"/> Co-location of services in a MTF |
| <input type="radio"/> Convenience of telephone access | <input type="radio"/> Lack of paperwork/claims |
| <input type="radio"/> Timeliness of appointments | <input type="radio"/> I am active duty and entitled to MTF care |

-----YOUR HEALTH PLAN-----

The next questions ask about your experience with your health plan. By your health plan, we mean the health plan you marked in Question 6.

43. Claims are sent to a health plan for payment. You may send in the claims yourself, or doctors, hospitals, or others may do this for you.

In the last 12 months, did you or anyone else send in any claims to your health plan?

- Yes No **Go to Question 47** Don't know **Go to Question 47**

44. In the last 12 months, how often did your health plan handle your claims in a reasonable time?

- Never Usually Don't know
 Sometimes Always No claims were sent for me in the last 12 months.

45. In the last 12 months, how often did your health plan handle your claims correctly?

- Never Usually Don't know
 Sometimes Always No claims were sent for me in the last 12 months.

46. In the last 12 months, before you went for care, how often did your health plan make it clear how much you would have to pay?

- Never Usually Don't know
 Sometimes Always No claims were sent for me in the last 12 months.

47. In the last 12 months, did you look for any information in written materials from your health plan?

- Yes No **Go to Question 49**

48. In the last 12 months, how much of a problem, if any, was it to find or understand information in the written materials?

- A big problem Not a problem
 A small problem I didn't look for information from my health plan in the last 12 months.



002AMD9D

0107077



49. In the last 12 months, did you call your health plan's customer service to get information or help?

- Yes No **Go to Question 51**

50. In the last 12 months, how much of a problem, if any, was it to get the help you needed when you called your health plan's customer service?

- A big problem Not a problem
 A small problem I didn't call my health plan's customer service in the last 12 months.

51. In the last 12 months, have you called or written your health plan with a complaint or problem?

- Yes No **Go to Question 54**

52. How long did it take for the health plan to resolve your complaint?

- Same day 4 or more weeks
 1 week I am still waiting for it to be settled.
 2 weeks I haven't called or written with a complaint or problem in the last 12 months.
 3 weeks

53. Was your complaint or problem settled to your satisfaction?

- Yes I am still waiting for it to be settled.
 No I haven't called or written with a complaint or problem in the last 12 months.

54. Paperwork means things like having your records changed, processing forms, or other paperwork related to getting care.

In the last 12 months, did you have any experiences with paperwork for your health plan?

- Yes No **Go to Question 56**

55. In the last 12 months, how much of a problem, if any, did you have with paperwork for your health plan?

- A big problem
 A small problem
 Not a problem
 I didn't have any experiences with paperwork for my health plan in the last 12 months.



002AMDAE

0107077



56. We want to know your rating of all your experience with your health plan.

Use any number from 0 to 10 where 0 is the worst health plan possible, and 10 is the best health plan possible. How would you rate your health plan now?

- 0 Worst health plan possible
- 1
- 2
- 3
- 4
- 5
- 6
- 7
- 8
- 9
- 10 Best health plan possible

57. If you are currently enrolled in TRICARE Prime, how likely are you to disenroll from TRICARE Prime for a different type of health plan in the next 12 months?

- Very unlikely
- Unlikely
- Neither likely nor unlikely
- Likely
- Very likely
- Not sure
- I am not currently enrolled in TRICARE Prime.

-----PREVENTATIVE CARE-----

Preventative care is medical care you receive that is intended to maintain your good health or prevent a future medical problem. A physical or a cholesterol screening are examples of preventative care.

58. Not counting when you were sick or pregnant, when was the last time you had a general medical or physical examination or checkup?

- Less than 12 months ago
- 1 to 2 years ago
- More than 2 but less than 5 years ago
- 5 or more years ago
- Never had a general physical or checkup

59. When did you last have a blood pressure reading?

- Less than 12 months ago
- 1 to 2 years ago
- More than 2 years ago

60. Do you know if your blood pressure is too high?

- Yes, it is too high
- No, it is not too high
- Don't know

61. When did you last have a cholesterol screening, that is, a test to determine the level of cholesterol in your blood?

- Less than 12 months ago
- 1 to 2 years ago
- More than 2 but less than 5 years ago
- 5 or more years ago
- Never had a cholesterol screening



002AMDBF

0107077



62. When did you last have a flu shot?

- Less than 12 months ago More than 2 years ago
 1 to 2 years ago Never had a flu shot

63. Have you ever smoked at least 100 cigarettes in your entire life?

- Yes No **Go to Question 67** Don't know **Go to Question 67**

64. Do you now smoke every day, some days or not at all?

- Every day **Go to Question 66** Not at all **Go to Question 65**
 Some days **Go to Question 66** Don't know **Go to Question 67**

65. How long has it been since you quit smoking cigarettes?

- Less than 12 months **Go to Question 66** Don't know **Go to Question 67**
 12 months or more **Go to Question 67**

66. In the last 12 months, on how many visits were you advised to quit smoking by a doctor or other health provider in your plan?

- None 1 visit 2 to 4 visits 5 to 9 visits 10 or more visits

67. Are you male or female?

- Male **Go to Question 68** Female **Go to Question 69**

68. When was the last time you had a prostate gland examination or blood test for prostate disease?

- Within the last 12 months 5 or more years ago
 1 to 2 years ago Never had a prostate gland examination
 More than 2 but less than 5 years ago

Go to Question 76

69. When did you last have a Pap smear test?

- Within the last 12 months 5 or more years ago
 1 to 3 years ago Never had a Pap smear test
 More than 3 but less than 5 years ago

70. Are you under age 40?

- Yes **Go to Question 73** No

71. When was the last time your breasts were checked by mammography?

- Within the last 12 months 5 or more years ago
 1 to 2 years ago Never had a mammogram
 More than 2 years but less than 5 years ago



002AMDCG

0107077



72. When was the last time you had a breast exam by a healthcare professional?

- Within the last 12 months
- 1 to 2 years ago
- More than 2 years but less than 5 years ago
- 5 or more years ago
- Never had a breast exam

73. Have you been pregnant in the last 12 months or are you pregnant now?

- Yes, I am currently pregnant **Go to Question 74**
- No, I am not currently pregnant, but have been in the past 12 months **Go to Question 75**
- No, I am not currently pregnant, and have not been pregnant in the past 12 months **Go to Question 76**

74. In what trimester is your pregnancy?

- First trimester
- Second trimester
- Third trimester

75. In which trimester did you first receive prenatal care?

- First trimester
- Second trimester
- Third trimester
- Did not receive prenatal care

-----ABOUT YOU-----

76. In general, how would you rate your overall health now?

- Excellent
- Very Good
- Good
- Fair
- Poor

77. What is the highest grade or level of school that you have completed?

- 8th grade or less
- Some high school, but did not graduate
- High school graduate or GED
- Some college or 2-year degree
- 4-year college graduate
- More than 4-year college degree

78. Are you of Hispanic or Latino origin or descent? (Mark "NO" if not Spanish/Hispanic/Latino.)

- No, not Spanish, Hispanic, or Latino
- Yes, Mexican, Mexican American, Chicano
- Yes, Puerto Rican
- Yes, Cuban
- Yes, other Spanish, Hispanic, or Latino

79. What is your race? (Mark ONE OR MORE races to indicate what you consider yourself to be.)

- White
- Black or African American
- American Indian or Alaska Native
- Asian (e.g., Asian Indian, Chinese, Filipino, Japanese, Korean, Vietnamese)
- Native Hawaiian or other Pacific Islander (e.g., Somoan, Guamanian, or Chamorro)



002AMDDH

0107077



80. What is your age now?

- 18 to 24 **Go to the end of the questionnaire**
- 25 to 34 **Go to the end of the questionnaire**
- 35 to 44 **Go to the end of the questionnaire**
- 45 to 54 **Go to the end of the questionnaire**
- 55 to 64 **Go to the end of the questionnaire**
- 65 to 74
- 75 or older

Congress has authorized new benefits for Medicare-eligible military retirees, known as TRICARE for Life, effective October 1, 2001. TRICARE for Life supplements Medicare coverage for military retirees who are enrolled in Medicare Part B. If medical services are covered by Medicare, TRICARE for Life pays deductibles and coinsurance. For services that are not covered by Medicare, TRICARE for Life offers the same coverage that TRICARE provides for its other beneficiaries.

The following questions ask about how well you understand your health benefits and how your use of health care has changed since TRICARE for Life became available.

81. How much do you feel you know about what medical services TRICARE for Life covers or does not cover?

- Just about everything I need to know
- Most of what I need to know
- Some of what I need to know
- Little of what I need to know
- Almost nothing of what I need to know

82. How much do you feel you know about how much you have to pay for medical services?

- Just about everything I need to know
- Most of what I need to know
- Some of what I need to know
- Little of what I need to know
- Almost nothing of what I need to know

83. How much do you feel you know about supplemental coverage (also known as Medigap coverage) such as what it covers or how it works with TRICARE for Life to pay medical claims?

- Just about everything I need to know
- Most of what I need to know
- Some of what I need to know
- Little of what I need to know
- Almost nothing of what I need to know

84. How much do you feel you know about getting medical services at a MTF?

- Just about everything I need to know
- Most of what I need to know
- Some of what I need to know
- Little of what I need to know
- Almost nothing of what I need to know

85. How much do you feel you know about choosing or finding a doctor or other health care provider?

- Just about everything I need to know
- Most of what I need to know
- Some of what I need to know
- Little of what I need to know
- Almost nothing of what I need to know



002AMDEI

0107077



86. In the past 12 months, how much of your healthcare, other than prescription drugs, did you get from MTFs?

- None of my healthcare All of my healthcare
 Some, but not most of my healthcare I did not receive any healthcare in the past 12 months
 Most, but not all of my healthcare

87. In the past 12 months, how many times did you visit a doctor's office, clinic or emergency room at a MTF?

- None 1 2 3 4 5 to 9 10 or more

88. In the past 12 months, how many nights did you stay overnight as a patient at a MTF?

- None 1 2 to 4 5 to 7 8 to 9 10 or more

89. In the past 12 months, did you use a MTF for any of the following? MARK ALL THAT APPLY.

- Emergency care from an emergency room
 Urgent care from someplace other than an emergency room
 Preventive care, such as a prostate exam or a breast exam
 Routine care, such as a physical check-up
 Hospital care in which you stayed overnight at a MTF
 Labs and x-rays
 Surgery or diagnostic procedures that did not require an overnight stay
 Care from a specialist

90. In the past 12 months, where did you get most of your prescriptions filled?

- At military pharmacies
 At civilian pharmacies in the TRICARE network
 At civilian pharmacies outside the TRICARE network
 At the National Mail Order Pharmacy (NMOP)
 I have not filled any prescriptions in the past 12 months

91. In the 12 months before TRICARE for Life became available (October 2000 through September 2001), how much of your healthcare, other than prescription drugs, did you get from MTFs?

- None of my healthcare
 Some, but not most of my healthcare
 Most, but not all of my healthcare
 All of my healthcare
 I did not receive any healthcare in the 12 months prior to October 1, 2001

92. Since October 1, 2001 how much of a problem was it to get as much healthcare as you wanted from MTFs?

- A big problem A small problem Not a problem



002AMDFJ

0107077



THANK YOU

Please return the completed survey in the postage-paid envelope.



002AMDGK

0107077



APPENDIX B

**CROSSWALK BETWEEN 1996, 1997, 1998,
1999, 2000 AND 2002 QUESTIONS FOR ADULT HCSDDB**

CROSSWALK BETWEEN 1996, 1997, 1998, 1999, 2000 AND 2002 ADULT SURVEY QUESTIONS

2002 Adult Survey					2000 Adult Survey						Related Questions in Earlier Surveys				Difference Between 2000 and 2002 Questions
2002					2000						1999	1998	1997	1996	
Variable Name	Q4 Question Number	Q3 Question Number	Q2 Question Number	Q1 Question Number	Identical to 2002	Variable Name	Q4 Question Number	Q3 Question Number	Q2 Question Number	Q1 Question Number	Question Number	Question Number	Question Number	Question Number	
H02001	Q.01	Q.01	Q.01	Q.01	✓	H00000	Q.01	Q.01			Q.01				
H02002A-H02002O *****	Q.02	Q.02	Q.02	Q.02		H0003A-H0003M	Q.02	Q.04*	Q.03*	Q.03	Q.07	Q.45, Q.47	Q.74, Q.75		Response category "TRICARE for Life" removed.
H02003	Q.03	Q.03	Q.03	Q.03	✓	S00101	Q.03								
H02004	Q.04	Q.04	Q.04	Q.04	✓	S00102	Q.04								
H02005	Q.05	Q.05	Q.05	Q.05	✓	S00103	Q.05								
H02006	Q.06	Q.06	Q.06	Q.06		H00001	Q.07	Q.02	Q.01	Q.01	Q.02	Q.50		Response categories changed: "TRICARE for Life" removed.	
H02007	Q.07	Q.07	Q.07	Q.07	✓	H00002	Q.08	Q.03	Q.02	Q.02	Q.04	Q.43	Q.39		
H02008	Q.08	Q.08	Q.09	Q.08	✓	H00006	Q.09	Q.06	Q.05	Q.06	Q.22 ^{†††}				
H02009	Q.09	Q.09	Q.10	Q.09	✓	H00007	Q.10	Q.07	Q.06	Q.07	Q.23 ^{†††}				
H02010	Q.10	Q.10	Q.11	Q.10	✓	H00008	Q.11	Q.08	Q.07	Q.08	Q.24 ^{†††}	Q.51 ^{††}			
H02011	Q.11	Q.11	Q.16	Q.11	✓	H00009	Q.12	Q.09	Q.08	Q.13	Q.25 ^{†††}	Q.52			
H02012	Q.12	Q.12	Q.17	Q.12	✓	H00010	Q.13	Q.10	Q.09	Q.14	Q.03	Q.36	Q.76		

* Category E was revised to include Medicare HMOs

** Error in responses corrected

*** Response category revised

**** Responses revised to be consistent with 1999 HCSDb

***** Additional response choice was added in Q4; In Q1-Q3 the variable name is H00003A-H00003L.

[†] Identical to 1998

^{††} Identical to 1999

^{†††} Identical to Q1 2000

2002 Adult Survey					2000 Adult Survey						Related Questions in Earlier Surveys				Difference Between 2000 and 2002 Questions
2002					2000						1999	1998	1997	1996	
Variable Name	Q4 Question Number	Q3 Question Number	Q2 Question Number	Q1 Question Number	Identical to 2002	Variable Name	Q4 Question Number	Q3 Question Number	Q2 Question Number	Q1 Question Number	Question Number	Question Number	Question Number	Question Number	
H02013	Q.13	Q.13	Q.18	Q.13		H00011	Q.14	Q.11	Q.10	Q.15	Q.05	Q.38	Q.79	Q.72	Question worded differently, "Senior Prime" removed from question.
H02014	Q.14	Q.14	Q.19	Q.14	✓	H00012	Q.15	Q.12	Q.11	Q.16					
H02015	Q.15	Q.15	Q.20	Q.15	✓	H00013	Q.16	Q.13	Q.12	Q.17	Q.26	Q.53 ^{††}			
H02016	Q.16	Q.16	Q.21	Q.16	✓	H00014	Q.17	Q.14	Q.13	Q.18	Q.27 ^{†††}	Q.54 ^{††}			
H02017	Q.17	Q.17	Q.22	Q.17	✓	H00015	Q.18	Q.15	Q.14	Q.19	Q.28 ^{†††}	Q.55 ^{††}			
H02018	Q.18	Q.18	Q.24	Q.18	✓	H00016	Q.19	Q.16	Q.15	Q.21	Q.30 ^{†††}	Q.56 ^{††}			
H02019	Q.19	Q.19	Q.25	Q.19	✓	H00017	Q.20	Q.17	Q.16	Q.22	Q.31 ^{†††}				
H02020	Q.20	Q.20	Q.26	Q.20	✓	H00018	Q.21	Q.18	Q.17	Q.23	Q.32 ^{†††}	Q.84 ^{††}			
H02021	Q.21	Q.21	Q.27	Q.21	✓	H00019	Q.22	Q.19	Q.18	Q.24	Q.33	Q.85 ^{††}			
H02022	Q.22	Q.22	Q.28	Q.22	✓	H00020	Q.23	Q.20	Q.19	Q.25					
H02023	Q.23	Q.23	Q.29	Q.23	✓	H00021	Q.24	Q.21	Q.20	Q.26	Q.43				
H02024	Q.24	Q.24	Q.30	Q.24	✓	H00022	Q.25	Q.22	Q.21	Q.27					
H02025	Q.25	Q.25	Q.31	Q.25	✓	H00023	Q.26	Q.23	Q.22	Q.28					
H02026	Q.26	Q.26	Q.32	Q.26	✓	H00024	Q.27	Q.24	Q.23	Q.29	Q.44				
H02027	Q.27	Q.27	Q.33	Q.27	✓	H00025	Q.28	Q.25	Q.24	Q.30					
H02028	Q.28	Q.28	Q.34	Q.28	✓	H00026	Q.29	Q.26	Q.25	Q.31	Q.38	Q.10, Q.12	Q.32		

* Category E was revised to include Medicare HMOs

** Error in responses corrected

*** Response category revised

**** Responses revised to be consistent with 1999 HCSDB

***** Additional response choice was added in Q4; In Q1-Q3 the variable name is H00003A-H00003L.

† Identical to 1998

†† Identical to 1999

††† Identical to Q1 2000

2002 Adult Survey					2000 Adult Survey						Related Questions in Earlier Surveys				Difference Between 2000 and 2002 Questions
2002					2000						1999	1998	1997	1996	
Variable Name	Q4 Question Number	Q3 Question Number	Q2 Question Number	Q1 Question Number	Identical to 2002	Variable Name	Q4 Question Number	Q3 Question Number	Q2 Question Number	Q1 Question Number	Question Number	Question Number	Question Number	Question Number	
H02029	Q.29	Q.29	Q.35	Q.29	✓	H00027	Q.30	Q.27	Q.26	Q.32	Q.40, Q.41				
H02030	Q.30	Q.30	Q.36	Q.30	✓	H00028	Q.31	Q.28	Q.27	Q.33	Q.47	Q.59 ^{††}			
H02031	Q.31	Q.31	Q.37	Q.31	✓	H00029	Q.32	Q.29	Q.28	Q.34	Q.48	Q.60 ^{††}			
H02032	Q.32	Q.32	Q.38	Q.32	✓	H00030	Q.33	Q.30	Q.29	Q.35	Q.46	Q.83	Q.48, Q.63	Q.43, Q.56	
H02033	Q.33	Q.33	Q.39	Q.33	✓	H00031	Q.34	Q.31	Q.30	Q.36	Q.49 ^{†††}	Q.90	Q.67V, Q.52V	Q.60V, Q.47V	
H02034	Q.34	Q.34	Q.40	Q.34	✓	H00032	Q.35	Q.32	Q.31	Q.37	Q.50 ^{†††}	Q.91			
H02035	Q.35	Q.35	Q.41	Q.35	✓	H00033	Q.36	Q.33	Q.32	Q.38	Q.51 ^{†††}	Q.92	Q.67T, Q.52T	Q.60T, Q.47T	
H02036	Q.36	Q.36	Q.42	Q.36	✓	H00034	Q.37	Q.34	Q.33	Q.39	Q.52 ^{†††}	Q.93	Q.67R-S, Q.52R-S	Q.60R-S, Q.47R-S	
H02037	Q.37	Q.37	Q.43	Q.37	✓	H00035	Q.38	Q.35	Q.34	Q.40	Q.53 ^{†††}	Q.94			
H02038	Q.38	Q.38	Q.44	Q.38	✓	H00036	Q.39	Q.36	Q.35	Q.41	Q.54 ^{†††}	Q.95	Q.67AA, Q.52AA	Q.60AA, Q.52AA	
H02039	Q.39	Q.39	Q.48	Q.39	✓	H00037	Q.40	Q.37	Q.36	Q.45	Q.55 ^{†††}	Q.96			
H02040	Q.40	Q.49		Q.40	✓	H00041	Q.44	Q.38	Q.43	Q.49	Q.56	Q.14 ^{††}	Q.53, Q.54		
H02041	Q.41	Q.50	Q.08	Q.41	✓	H00042	Q.45	Q.39	Q.44	Q.50	Q.37	Q.74 ^{††}	Q.31	Q.28	
H02042	Q.42	Q.51		Q.42		H00084	Q.93		Q.99	Q.106				Response category "I am active duty and entitled to MTF care" added.	
H02043	Q.43	Q.52	Q.55	Q.43	✓	H00043	Q.46	Q.40	Q.45	Q.57	Q.57 ^{†††}	Q.61 ^{††}			
H02044	Q.44	Q.53	Q.56	Q.44	✓	H00044	Q.47	Q.41	Q.46	Q.58	Q.58 ^{†††}	Q.62			

* Category E was revised to include Medicare HMOs

** Error in responses corrected

*** Response category revised

**** Responses revised to be consistent with 1999 HCSDB

***** Additional response choice was added in Q4; In Q1-Q3 the variable name is H00003A-H00003L.

[†] Identical to 1998

^{††} Identical to 1999

^{†††} Identical to Q1 2000

2002 Adult Survey					2000 Adult Survey						Related Questions in Earlier Surveys				Difference Between 2000 and 2002 Questions
2002					2000						1999	1998	1997	1996	
Variable Name	Q4 Question Number	Q3 Question Number	Q2 Question Number	Q1 Question Number	Identical to 2002	Variable Name	Q4 Question Number	Q3 Question Number	Q2 Question Number	Q1 Question Number	Question Number	Question Number	Question Number	Question Number	
H02045	Q.45	Q.54	Q.57	Q.45	✓	H00045	Q.48	Q.42	Q.47	Q.59	Q.59 ^{†††}	Q.63			
H02046	Q.46	Q.55	Q.58	Q.46	✓	H00046	Q.49	Q.43	Q.48	Q.60	Q.60 ^{†††}	Q.64 ^{††}			
H02047	Q.47	Q.56	Q.59	Q.47		H00047	Q.50	Q.44	Q.49	Q.61	Q.62	Q.65 ^{††}		Response category "yes but never got any info" removed.	
H02048	Q.48	Q.57	Q.60	Q.48	✓	H00048	Q.51	Q.45	Q.50	Q.62	Q.63 ^{†††}	Q.66 ^{††}			
H02049	Q.49	Q.58	Q.61	Q.49	✓	H00049	Q.52	Q.46	Q.51	Q.63	Q.64 ^{†††}	Q.67 ^{††}			
H02050	Q.50	Q.59	Q.62	Q.50	✓	H00050	Q.53	Q.47	Q.52	Q.64	Q.65 ^{†††}	Q.68 ^{††}			
H02051	Q.51	Q.60	Q.63	Q.51	✓	H00051	Q.54	Q.48	Q.53	Q.65	Q.68 ^{†††}	Q.70			
H02052	Q.52	Q.61	Q.64	Q.52	✓	H00052	Q.55	Q.49	Q.54	Q.66	Q.69 ^{†††}	Q.72 ^{††}			
H02053	Q.53	Q.62	Q.65	Q.53	✓	H00053	Q.56	Q.50	Q.55	Q.67	Q.70 ^{†††}	Q.71 ^{††}			
H02054	Q.54	Q.63	Q.66	Q.54	✓	H00054	Q.57	Q.51	Q.56	Q.68	Q.66				
H02055	Q.55	Q.64	Q.67	Q.55	✓	H00055	Q.58	Q.52	Q.57	Q.69	Q.67 ^{†††}				
H02056	Q.56	Q.65	Q.68	Q.56	✓	H00056	Q.59	Q.53	Q.58	Q.70	Q.71 ^{†††}	Q.73 ^{††}			
H02057	Q.57	Q.66	Q.69	Q.57	✓	H00057	Q.60	Q.54	Q.59	Q.71	Q.72 ^{†††}	Q.37			
H02058	Q.58	Q.67	Q.70	Q.58	✓	H00061	Q.61	Q.70	Q.62	Q.75	Q.08 ^{†††}	Q.16 ^{††}	Q.11	Q.10	
H02059	Q.59	Q.68	Q.71	Q.59	✓	H00062	Q.62	Q.71	Q.63	Q.76	Q.09 ^{†††}	Q.17A ^{††}	Q.12	Q.11	
H02060	Q.60	Q.69	Q.72	Q.60	✓	H00063	Q.63	Q.72 ^{****}	Q.64	Q.77	Q.09B	Q.17B ^{††}			
H02061	Q.61	Q.70	Q.73	Q.61	✓	H00064	Q.64	Q.73	Q.65	Q.78	Q.10 ^{†††}	Q.18 ^{††}	Q.13	Q.12	
H02062	Q.62	Q.71	Q.74	Q.62	✓	H00065	Q.65	Q.74	Q.66	Q.79	Q.11 ^{†††}	Q.19	Q.14	Q.13	

* Category E was revised to include Medicare HMOs

** Error in responses corrected

*** Response category revised

**** Responses revised to be consistent with 1999 HCSDb

***** Additional response choice was added in Q4; In Q1-Q3 the variable name is H00003A-H00003L.

† Identical to 1998

†† Identical to 1999

††† Identical to Q1 2000

2002 Adult Survey					2000 Adult Survey						Related Questions in Earlier Surveys				Difference Between 2000 and 2002 Questions
2002					2000						1999	1998	1997	1996	
Variable Name	Q4 Question Number	Q3 Question Number	Q2 Question Number	Q1 Question Number	Identical to 2002	Variable Name	Q4 Question Number	Q3 Question Number	Q2 Question Number	Q1 Question Number	Question Number	Question Number	Question Number	Question Number	
H02063	Q.63	Q.72	Q.75	Q.63	✓	H00066	Q.66	Q.75	Q.67	Q.80	Q.12 ^{†††}	Q.21 ^{††}	Q.17		
H02064	Q.64	Q.73	Q.76	Q.64	✓	H00067	Q.67	Q.76	Q.68	Q.81	Q.13 ^{†††}	Q.22 ^{††}	Q.18		
H02065	Q.65	Q.74	Q.77	Q.65	✓	H00068	Q.68	Q.77	Q.69	Q.82	Q.14 ^{†††}	Q.23	Q.19		
H02066	Q.66	Q.75	Q.78	Q.66	✓	H00069	Q.69	Q.78	Q.70	Q.83	Q.15 ^{†††}	Q.24 ^{††}	Q.20		
H02067	Q.67	Q.76	Q.79	Q.67	✓	H00070	Q.70	Q.79	Q.71	Q.84	Q.16 ^{†††}				
H02068	Q.68	Q.77	Q.80	Q.68	✓	H00071	Q.71	Q.80	Q.72	Q.85	Q.17 ^{†††}	Q.27 ^{††}	Q.23		
H02069	Q.69	Q.78	Q.81	Q.69	✓	H00072	Q.72	Q.81	Q.73	Q.86	Q.18 ^{†††}	Q.28 ^{††}	Q.24	Q.22	
H02070	Q.70	Q.79	Q.82	Q.70	✓	H00073A	Q.73	Q.82	Q.74	Q.87A	Q.19A ^{†††}	Q.29A ^{††}			
H02071	Q.71	Q.80	Q.83	Q.71	✓	H00073B	Q.74	Q.83 ^{****}	Q.75 ^{****}	Q.87B	Q.19B	Q.29B	Q.26	Q.23	
H02072	Q.72	Q.81	Q.84	Q.72	✓	H00074	Q.75	Q.84	Q.76	Q.88	Q.19C	Q.29C	Q.27		
H02073	Q.73	Q.82	Q.85	Q.73	✓	H00075	Q.76	Q.85	Q.77	Q.89	Q.20 ^{†††}	Q.30	Q.28 [†]	Q.25	
H02074	Q.74	Q.83	Q.86	Q.74	✓	H00076A	Q.77	Q.86	Q.78	Q.90A	Q.21A ^{†††}				
H02075	Q.75	Q.84	Q.87	Q.75	✓	H00076B	Q.78	Q.87	Q.79	Q.90B	Q.21B ^{†††}	Q.31	Q.29	Q.26	
SREDA	Q.77	Q.88	Q.97	Q.85	✓	SREDA	Q.88	Q.89	Q.81	Q.100	Q.86 ^{†††}				
H02076	Q.76	Q.85	Q.88		✓	H00077		Q.88	Q.80	Q.91	Q.77	Q.105	Q.01	Q.01	
H02077	Q.78	Q.89	Q.98	Q.86	✓	H00079	Q.89	Q.90	Q.82	Q.101	Q.84 ^{†††}				
SRRACEA - SRRACEE	Q.79	Q.90	Q.99	Q.87	✓	SRRACEA - SRRACEE	Q.90	Q.91	Q.83	Q.102	Q.85 ^{†††}				
SRAGE	Q.80	Q.91	Q.100	Q.88	✓	SRAGE	Q.91	Q.92	Q.84	Q.103					
S02C01			Q.12		✓	S00C01	Q.09								

* Category E was revised to include Medicare HMOs

** Error in responses corrected

*** Response category revised

**** Responses revised to be consistent with 1999 HCSDB

***** Additional response choice was added in Q4; In Q1-Q3 the variable name is H00003A-H00003L.

† Identical to 1998

†† Identical to 1999

††† Identical to Q1 2000

2002 Adult Survey					2000 Adult Survey						Related Questions in Earlier Surveys				Difference Between 2000 and 2002 Questions
2002					2000						1999	1998	1997	1996	
Variable Name	Q4 Question Number	Q3 Question Number	Q2 Question Number	Q1 Question Number	Identical to 2002	Variable Name	Q4 Question Number	Q3 Question Number	Q2 Question Number	Q1 Question Number	Question Number	Question Number	Question Number	Question Number	
S02C02			Q.13		✓	S00C02	Q.10								
S02C03			Q.14		✓	S00C03	Q.11								
S02C04			Q.15		✓	S00C04	Q.12								
S02C05			Q.23			S00C05	Q.20							In Q2 2002, response 'none' was recoded as -6.	
S02C06			Q.45		✓	S00C06	Q.42								
S02C07			Q.46		✓	S00C07	Q.43								
S02C08			Q.47		✓	S00C08	Q.44								
S02C09			Q.49		✓	S00C09	Q.51								
S02C10			Q.50		✓	S00C10	Q.52								
S02C11			Q.51		✓	S00C11	Q.53								
S02C12			Q.52		✓	S00C12	Q.54								
S02C13			Q.53		✓	S00C13	Q.55								
S02C14			Q.54		✓	S00C14	Q.56								
S02C15			Q.89		✓	S00C15	Q.92								
S02C16			Q.90		✓	S00C16	Q.93								
S02C17			Q.91		✓	S00C17	Q.94								
S02C18			Q.92		✓	S00C18	Q.95								
S02C19			Q.93		✓	S00C19	Q.96								

* Category E was revised to include Medicare HMOs

** Error in responses corrected

*** Response category revised

**** Responses revised to be consistent with 1999 HCSDb

***** Additional response choice was added in Q4; In Q1-Q3 the variable name is H00003A-H00003L.

† Identical to 1998

†† Identical to 1999

††† Identical to Q1 2000

2002 Adult Survey					2000 Adult Survey						Related Questions in Earlier Surveys				Difference Between 2000 and 2002 Questions
2002					2000						1999	1998	1997	1996	
Variable Name	Q4 Question Number	Q3 Question Number	Q2 Question Number	Q1 Question Number	Identical to 2002	Variable Name	Q4 Question Number	Q3 Question Number	Q2 Question Number	Q1 Question Number	Question Number	Question Number	Question Number	Question Number	
S02C20			Q.94		✓	S00C20	Q.97								
S02C21			Q.95		✓	S00C21	Q.98								
S02C22			Q.96		✓	S00C22	Q.99								
S02E01			Q.101												
S02E02			Q.102												
S02E03			Q.103												
S02E04			Q.104												
S02E05			Q.105												
S02E06			Q.106												
S02E07			Q.107												
S02E08			Q.108												
S02E09			Q.109												
S02S01				Q.76	✓	S00S01	Q.79								
S02S02				Q.77	✓	S00S02	Q.80								
S02S03				Q.78	✓	S00S03	Q.81								
S02S04				Q.79	✓	S00S04	Q.82								
S02S05				Q.80	✓	S00S05	Q.83								
S02S06				Q.81	✓	S00S06	Q.84								
S02S07				Q.82	✓	S00S07	Q.85								
S02S08				Q.83	✓	S00S08	Q.86								

* Category E was revised to include Medicare HMOs

** Error in responses corrected

*** Response category revised

**** Responses revised to be consistent with 1999 HCSDb

***** Additional response choice was added in Q4; In Q1-Q3 the variable name is H00003A-H00003L.

† Identical to 1998

†† Identical to 1999

††† Identical to Q1 2000

2002 Adult Survey					2000 Adult Survey						Related Questions in Earlier Surveys				Difference Between 2000 and 2002 Questions
2002					2000						1999	1998	1997	1996	
Variable Name	Q4 Question Number	Q3 Question Number	Q2 Question Number	Q1 Question Number	Identical to 2002	Variable Name	Q4 Question Number	Q3 Question Number	Q2 Question Number	Q1 Question Number	Question Number	Question Number	Question Number	Question Number	
S02S09				Q.84	✓	S00S09	Q.87								
S02L01				Q.89											
S02L02				Q.90											
S02L03A-S02L03I				Q.91											
S02L04A-S02L04I			Q.92												
S02L05			Q.93												
S02L06			Q.94												
S02L07			Q.95												
S02L08			Q.96												
S02L09			Q.97												
S02L10			Q.98												
S02L11			Q.99												
S02L12			Q.100												
S02L13A-S02L13E			Q.101												
S02L14			Q.102												
S02L15			Q.103												
S02L16			Q.104												
S02L17			Q.105												
S02D01		Q.40													
S02D02		Q.41													
S02D03		Q.42													
S02M01		Q.43			✓	S02M01			Q.37						
S02M02		Q.44			✓	S02M02			Q.38						
S02M03		Q.45			✓	S02M03			Q.39						
S02P01		Q.46													
S02P02		Q.47													
S02P03		Q.48													
S02X01		Q.86													
S02X02		Q.87													

* Category E was revised to include Medicare HMOs

** Error in responses corrected

*** Response category revised

**** Responses revised to be consistent with 1999 HCSDb

***** Additional response choice was added in Q4; In Q1-Q3 the variable name is H00003A-H00003L.

† Identical to 1998

†† Identical to 1999

††† Identical to Q1 2000

2002 Adult Survey					2000 Adult Survey						Related Questions in Earlier Surveys				Difference Between 2000 and 2002 Questions
2002					2000						1999	1998	1997	1996	
Variable Name	Q4 Question Number	Q3 Question Number	Q2 Question Number	Q1 Question Number	Identical to 2002	Variable Name	Q4 Question Number	Q3 Question Number	Q2 Question Number	Q1 Question Number	Question Number	Question Number	Question Number	Question Number	
S02T01	Q.81														
S02T02	Q.82														
S02T03	Q.83														
S02T04	Q.84														
S02T05	Q.85														
S02T06	Q.86														
S02T07	Q.87														
S02T08	Q.88														
S02T09A- S02T09H	Q.89														
S02T10	Q.90														
S02T11	Q.91														
S02T12	Q.92														

* Category E was revised to include Medicare HMOs

** Error in responses corrected

*** Response category revised

**** Responses revised to be consistent with 1999 HCSDB

***** Additional response choice was added in Q4; In Q1-Q3 the variable name is H00003A-H00003L.

† Identical to 1998

†† Identical to 1999

††† Identical to Q1 2000

APPENDIX C

CODING SCHEME AND CODING TABLES – QUARTERS I-IV

CODING SCHEME AND CODING TABLES – QUARTER I

2002 HEALTH CARE SURVEY OF DOD BENEFICIARIES (HCSDB) CODING SCHEME AND CODING TABLES

BASIC SAS AND ASCII/EBCDIC MISSING DATA AND NOT APPLICABLE CODES

SAS		ASCII/EBCDIC	
Numeric		Numeric	Description
.		-9	No response
.A		-8	Multiple response error
.O		-7	Out of range error
.N		-6	Not Applicable or valid skip
.D		-5	Scalable response of “Don’t know” or “not sure”
.I		-4	Incomplete grid error
.C		-1	Question should have been skipped.

Missing values ‘.’, multiple responses ‘.A’, and incomplete grids ‘.I’ are encoded prior to implementation of the Coding Scheme Notes (see below).

**Coding Table for Note 1:
H02006, H02007**

N1	H02006 is:	H02007 is:	H02006 is coded as:	H02007 is coded as:	*
1	1-10, health plan, -5, not sure	Marked, missing, or multiple response	Stands as original value	Stands as original value	
2	-6, no usage in past 12 months	Marked or multiple response	Stands as original value	.C, question should be skipped	F
3	-6, no usage in past 12 months	Missing response	Stands as original value	.N, valid skip	F
4	Missing response	Marked, missing, or multiple response	Stands as original value	Stands as original value	
5	Multiple response	Marked or multiple response	Stands as original value	Stands as original value	
6	Multiple response	Missing response	-6: Did not use any health plan in the last 12 months	.N, valid skip	B

* Indication of backward coding (B) or forward coding (F).

**Coding Table for Note 2:
H02008, H02009**

N2	H02008 is:	H02009 is:	H02008 is coded as:	H02009 is coded as:	*
1	1: yes	1-3, missing, or multiple response	Stands as original value	Stands as original value	
2	1: yes, missing, or multiple response	-6: didn't get a new doctor	2: No	.C question should be skipped	B
3	2: no, missing, or multiple response	1- 3	1: yes	Stands as original value	B
4	2: no	Missing, multiple response, or -6: didn't get a new doctor	Stands as original value	.N, valid skip if missing, .C, question should be skipped if marked	F
5	Missing response	Multiple response	1: yes	Stands as original value	B
6	Missing response	Missing response	Stands as original value	Stands as original value	
7	Multiple response	Missing response	2: no	.N, valid skip	B
8	Multiple response	Multiple response	Stands as original value	Stands as original value	

* Indication of backward coding (B) or forward coding (F).

**Coding Table for Note 3:
H02010, H02011**

N3	H02010 is:	H02011 is:	H02010 is coded as:	H02011 is coded as:	*
1	1: yes	0-10, missing, or multiple response	Stands as original value	Stand as original value	
2	1: yes, missing, or multiple response	-6, I don't have a personal doctor or nurse	2: no	.C, question should be skipped	B F
3	2: no, missing, or multiple response	0-10 or multiple response	1: yes	Stands as original value	B
4	2: no	-6, I don't have a personal doctor or nurse, or missing	Stands as original value	.N, valid skip if missing; .C, question should be skipped if marked	F
5	Missing response	Missing response	Stands as original value	Stands as original value	
6	Multiple response	Missing response	2: no	.N, valid skip	B
7	Multiple response	Multiple response	Stands as original value	Stands as original value	

* Indication of backward coding (B) or forward coding (F).

**Coding Table for Note 4:
H02012, H02013, H02014**

N4	H02012 is:	H02013 & H02014 are:	H02012 is coded as:	H02013 & H02014 are coded as:	*
1	1: yes	At least one is "marked" or "all are blank"	Stands as original value	Stand as original value	
2	1: yes, missing, or multiple response	"Blank or NA"	2: no	.N, valid skip if missing; .C, question should be skipped if marked	B
3	2: no, missing, or multiple response	At least one is "marked"	1: yes	Stand as original value	B
4	2: no	"Blank or NA" or "all are blank"	Stands as original value	.N, valid skip if missing; .C, question should be skipped if marked	F
5	Missing response	"All are blank"	Stands as original value	Stand as original value	
6	Multiple response	"All are blank"	2: no	.N, valid skip	B

* Indication of backward coding (B) or forward coding (F).

Definition of "all are blank" in Coding Table for Note 4:
Responses to H02013 and H02014 are both missing.

Definition of "blank or NA" in Coding Table for Note 4:
Response to H02013 is not applicable (-6), and H02014 is missing.

Definition of "marked" in Coding Table for Note 4:
Any pattern of marks outside the definitions "all are blank" and "blank or NA"

**Coding Table for Note 5:
H02015, H02016**

N5	H02015 is:	H02016 is:	H02015 is coded as:	H02016 is coded as:	*
1	1: yes	1, 2, 3, missing, or multiple response	Stands as original value	Stands as original value	
2	1: yes, missing, or multiple response	-6: didn't need to see a specialist	2: No	.C question should be skipped	B
3	2: no, missing, or multiple response	1, 2, 3	1: yes	Stands as original value	B
4	2: no	Missing, multiple response, or -6: didn't need to see a specialist	Stands as original value	.N, valid skip if missing, .C, question should be skipped if marked	F
5	Missing response	Multiple response	1: yes	Stands as original value	B
6	Missing response	Missing response	Stands as original value	Stands as original value	
7	Multiple response	Multiple response	Stands as original value	Stands as original value	
8	Multiple response	Missing response	2: no	.N, valid skip	B

* Indication of backward coding (B) or forward coding (F).

**Coding Table for Note 6:
H02017, H02018, H02019**

N6	H02017 is:	H02018 & H02019 Are:	H02017 is coded as:	H02018 & H02019 Are coded as:	*
1	1: yes	"All are blank" or at least one is "marked"	Stands as original value	Stand as original value	
2	1: yes, missing, or multiple response	"Blank or NA"	2:no	.N, valid skip if missing; .C, question should be skipped if marked	B F
3	2: no, missing, or multiple response	At least one is "marked"	1: yes	Stand as original value	B
4	2: no	"All are blank" or "blank or NA"	Stands as original value	.N, valid skip if missing, .C, question should be skipped if marked	F
5	Missing response	"All are blank"	Stands as original value	Stand as original value	
6	Multiple response	"All are blank"	2: no	.N, valid skip	B

* Indication of backward coding (B) or forward coding (F).

Definition of "all are blank" in Coding Table for Note 6:
H02018 and H02019 are both missing.

Definition of "blank or NA" in Coding Table for Note 6:
H02018 and H02019 are either both not applicable (-6), or a combination of not applicable (-6) and missing.

Definition of "marked" in Coding Table for Note 6:
Any pattern of marks outside the definitions "all are blank" and "blank or NA."

**Coding Table for Note 7:
H02020, H02021**

N7	H02020 is:	H02021 is:	H02020 is coded as:	H02021 is coded as:	*
1	1: yes	1-4: how often, missing, or multiple response	Stands as original value	Stands as original value	
2	1: yes, missing, or multiple response	-6: no calls	2: no	.C, question should be skipped	B F
3	2: no, missing or multiple response	1-4: how often	1: yes	Stands as original value	B
4	2: no	-6: no calls, missing, or multiple response	Stands as original value	.N, valid skip if missing; .C, question should be skipped if marked	F
5	Missing response	Multiple response	1: yes	Stands as original value	B
6	Missing response	Missing response	Stands as original value	Stands as original value	
7	Multiple response	Multiple response	Stands as original value	Stands as original value	
8	Multiple response	Missing response	2: no	.N, valid skip	B

* Indication of backward coding (B) or forward coding (F).

**Coding Table for Note 8:
H02022, H02023, H02024**

N8	H02022 is:	H02023 & H02024 are:	H02022 is coded as:	H02023 & H02024 are coded as:	*
1	1: yes	At least one is “marked” or “all are blank”	Stands as original value	Stand as original value	
2	1: yes, missing, or multiple response	“Blank or NA”	2: no	.N, valid skip; .C, question should be skipped if marked	B
3	2: no, missing, or multiple response	At least one is “marked”	1: yes	Stand as original value	B
4	2: no	“Blank or NA” or “all are blank”	Stands as original value	.N, valid skip if missing; .C, question should be skipped if marked	F
5	Missing response	“All are blank”	Stands as original value	Stand as original value	
6	Multiple response	“All are blank”	2: no	.N, valid skip	B

* Indication of backward coding (B) or forward coding (F).

Definition of “all are blank” in Coding Table for Note 8:
Responses to H02023 and H02024 are both missing.

Definition of “blank or NA” in Coding Table for Note 8:
Responses to H02023 and H02024 are either all not applicable (-6) or a combination of missing response and not applicable (-6).

Definition of “marked” in Coding Table for Note 8:
Any pattern of marks outside the definitions “all are blank” and “blank or NA”

**Coding Table for Note 9:
H02025, H02026, H02027**

N9	H02025 is:	H02026 & H02027 are:	H02025 is coded as:	H02026 & H02027 are coded as:	*
1	1: yes	At least one is “marked” or “all are blank”	Stands as original value	Stand as original value	
2	1: yes, missing, or multiple response	“Blank or NA”	2: no	.N, valid skip; .C, question should be skipped if marked	B
3	2: no, missing, or multiple response	At least one is “marked”	1: yes	Stand as original value	B
4	2: no	“Blank or NA” or “all are blank”	Stands as original value	.N, valid skip if missing; .C, question should be skipped if marked	F
5	Missing response	“All are blank”	Stands as original value	Stand as original value	
6	Multiple response	“All are blank”	2: no	.N, valid skip	B

* Indication of backward coding (B) or forward coding (F).

Definition of “all are blank” in Coding Table for Note 9:

Responses to H02026 and H02027 are both missing.

Definition of “blank or NA” in Coding Table for Note 9:

Responses to H02026 and H02027 are either both not applicable (-6) or a combination of missing response and not applicable (-6).

Definition of “marked” in Coding Table for Note 9:

Any pattern of marks outside the definitions “all are blank” and “blank or NA”

**Coding Table for Note 10:
H02029, H02030-H02039**

N10	H02029 is:	H02030- H02039 are:	H02029 is coded as:	H02030- H02039 are coded as:	*
1	1: None	“All are blank” or “blank or NA”	Stands as original value	.N, valid skip if missing, .C, question should be skipped if marked	F
2	1: none, missing, or multiple response	At least one is “marked”	Stands as original value	Stand as original value	
3	2-7, missing, or multiple response	“Blank or NA”	1: None	.N, valid skip if missing; .C, question should be skipped if marked	B
4	2-7	At least one is “marked” or “all are blank”	Stands as original value	Stand as original value	F
5	Missing response	“All are blank”	Stands as original value	Stand as original value	
6	Multiple response	“All are blank”	1: None	.N, valid skip	B

* Indication of backward coding (B) or forward coding (F).

Definition of “all are blank” in Coding Table for Note 10:

Responses to H02030-H02039 are all missing.

Definition of “Blank or No or NA” in Coding Table for Note 10:

Responses to H02030-H02039, are either all not applicable (-6) or a combination of missing response and not applicable (-6).

Definition of “marked” in Coding Table for Note 10:

Any pattern of marks outside the definitions “all are blank” and “Blank or No or NA.”

**Coding Table for Note 11:
H02043, H02044-H02046**

N11 H02043 is:		H02044-H02046 are:	H02043 is coded as:	H02044-H02046 are coded as:	*
1	1: yes	At least one is "marked" "all are blank" or "blank or don't know"	Stands as original value	Stand as original value	
2	1: yes, -5: don't know, missing, or multiple response	"Blank or NA"	2: no	.N, valid skip if missing; .C, question should be skipped if marked	B
3	-5: don't know	At least one is "marked"	1:yes	Stand as original value	B
4	-5: don't know	"Blank or don't know"	Stands as original value	.N, valid skip if missing; .C, question should be skipped if marked	B F
5	2: no, missing, or multiple response	At least one is "marked" or "blank or don't know"	1: yes	Stand as original value	B
6	2: no, -5: don't know	"Blank or NA" or "all are blank"	Stands as original value	.N, valid skip if missing; .C, question should be skipped if marked	
7	Missing response	"All are blank"	Stands as original value	Stand as original value	
8	Multiple response	"All are blank"	2: no	.N, valid skip	B

* Indication of backward coding (B) or forward coding (F).

Definition of "all are blank" in Coding Table for Note 11:
Responses to H02044-H02046 are all missing.

Definition of "blank or NA" in Coding Table for Note 11:
Responses to H02044-H02046 are either all not applicable (-6) or a combination of missing and not applicable (-6).

Definition of "blank or don't know" in Coding Table for Note 11:
Responses to H02044-H02046 are either all don't know (-5) or a combination of missing and don't know (-5).

Definition of "marked" in Coding Table for Note 11:
Any pattern of marks outside the definitions "all are blank," "blank or NA," or "blank or don't know."

**Table for Note 12:
H02047, H02048**

N12	H02047 is:	H02048 is:	H02047 is coded as:	H02048 is coded as:	*
1	1: yes	1-3: categorize problem, missing, or multiple response	Stands as original value	Stands as original value	
2	1: yes, missing, or multiple response	-6: not applicable	2: no	.C, question should be skipped	B F
3	2: yes but never got information, 3: no, missing, or multiple response	1-3: categorize problem or multiple response	1: yes	Stands as original value	B
4	2: yes but never got information, 3: no	-6: not applicable or missing response	Stands as original value	.N, valid skip if missing; .C, question should be skipped if marked	F
5	Missing response	Missing response	Stands as original value	Stands as original value	
6	Multiple response	Missing response	2: no	.N, valid skip	B

* Indication of backward coding (B) or forward coding (F).

**Coding Table for Note 13:
H02049, H02050**

N13	H02049 is:	H02050 is:	H02049 is coded as:	H02050 is coded as:	*
1	1: yes	1-3: categorize problem, missing, or multiple response	Stands as original value	Stands as original value	
2	1: yes, missing, or multiple response	-6: not applicable	2: no	.C, question should be skipped	B F
3	2: no, missing, or multiple response	1-3: categorize problem	1: yes	Stands as original value	B
4	2: no	-6: not applicable, missing, or multiple response	Stands as original value	.N, valid skip if missing; .C, question should be skipped if marked	F
5	Missing response	Multiple response	1: yes	Stands as original value	B
6	Missing response	Missing response	Stands as original value	Stands as original value	
7	Multiple response	Missing response	2: no	.N, valid skip	B

* Indication of backward coding (B) or forward coding (F).

**Coding Table for Note 14:
H02051, H02052, H02053**

N14	H02051 is:	H02052 & H02053 are:	H02051 is coded as:	H02052 & H02053 are coded as:	*
1	1: yes	At least one is “marked” or “all are blank”	Stands as original value	Stand as original value	
2	1: yes, missing, or multiple response	“Blank or NA”	2: no	.N, valid skip	B
3	2: no, missing, or multiple response	At least one is “marked”	1: yes	Stand as original value	B
4	2: no	“Blank or NA” or “all are blank”	Stands as original value	.N, valid skip if missing; .C, question should be skipped if marked	F
5	Missing response	“All are blank”	Stands as original value	Stand as original value	
6	Multiple response	“All are blank”	2: no	.N, valid skip	B

* Indication of backward coding (B) or forward coding (F).

Definition of “all are blank” in Coding Table for Note 14:
Responses to H02052 and H02053 are both missing.

Definition of “blank or NA” in Coding Table for Note 14:
Responses to H02052 and H02053 are either all not applicable (-6) or a combination of missing response and not applicable (-6).

Definition of “marked” in Coding Table for Note 14:
Any pattern of marks outside the definitions “all are blank” and “blank or NA”

**Coding Table for Note 15:
H02054, H02055**

N15	H02054 is:	H02055 is:	H02054 is coded as:	H02055 is coded as:	*
1	1: yes	1-3: categorize problem, missing, or multiple response	Stands as original value	Stands as original value	
2	1: yes, missing, or multiple response	-6: not applicable	2: no	.C, question should be skipped	B F
3	2: no, missing, or multiple response	1-3: categorize problem, or multiple response	1: yes	Stands as original value	B
4	2: no	-6: not applicable or missing response	Stands as original value	.N, valid skip if missing; .C, question should be skipped if marked	
5	Missing response	Missing response	Stands as original value	Stands as original value	
6	Multiple response	Missing response	2: no	.N, valid skip	B

* Indication of backward coding (B) or forward coding (F).

**Coding Table for Note 22:
SRAGE, S02L01--S02L17**

N22	SRAGE is:	S02L01--S02L17 are:	SRAGE is coded as:	S02L01--S02L17 are coded as:	*
1	1-5	At least one is "marked" or "all are blank"	Stands as original value	.N, valid skip if missing, .C, question should be skipped if marked	F
2	Missing, or multiple response	At least one is "marked" or "all are blank"	Stands as original value	Stand as original value	
3	6 or 7	At least one is "marked" or "all are blank"	Stands as original value	Stand as original value	

* Indication of backward coding (B) or forward coding (F).

Definition of "all are blank" in Coding Table for Note 22:
All variables S02L01--S02L17 are missing.

Definition of "marked" in Coding Table for Note 22:
Any pattern of marks outside the definition "all are blank."

**Coding Table for Note 24:
H02063--H02066**

N24	H02063 Is:	H02064 is:	H02065 is:	H02066 is:	H02063 is coded as:	H02064 is coded as:	H02065 is coded as:	H02066 is coded as:	*
1	1: ever smoked	3 or 4: still smoke	Marked or multiple response	Any value	Stands as original value	Stands as original value	.C, question should be skipped	Stands as original value	F
2	1: ever smoked	3 or 4: still smoke	Missing response	Any value	Stands as original value	Stands as original value	.N, valid skip	Stands as original value	
3	1: ever smoked	2: quit	2: quit >1 year ago or -5: don't know	Marked or multiple response	Stands as original value	Stands as original value	Stands as original value	.C, question should be skipped	F
4	1: ever smoked	2: quit	2: quit >1 year ago or -5: don't know	Missing response	Stands as original value	Stands as original value	Stands as original value	.N, valid skip	
5	1: ever smoked	2: quit	3: quit <1 year ago, missing, or multiple response	Any value	Stands as original value	Stands as original value	Stands as original value	Stands as original value	
6	1: ever smoked	-5: don't know, missing, or multiple response	2: quit >1 year ago	Marked or multiple response	Stands as original value	2: quit	Stands as original value	.C, question should be skipped	F B
7	1: ever smoked	-5: don't know, missing, or multiple response	2: quit >1 year ago	Missing response	Stands as original value	2: quit	Stands as original value	.N, valid skip	F B
8	1: ever smoked	-5: don't know, missing, or multiple response	3: quit <1 year ago	Any value	Stands as original value	2: quit	Stands as original value	Stands as original value	B
9	1: ever smoked	-5: don't know, missing, or multiple response	-5: don't know, missing, or multiple response	Any value	Stands as original value	Stands as original value	Stands as original value	Stands as original value	
10	2: never, -5: don't know, missing, or multiple response	3 or 4: still smoke	Marked or multiple response	Any value	1: ever smoked	Stands as original value	.C, question should be skipped	Stands as original value	B F

* Indication of backward coding (B) or forward coding (F).

Coding Table for Note 24 continued:

N24	H02063 Is:	H02064 is:	H02065 is:	H02066 is:	H02063 is coded as:	H02064 is coded as:	H02065 is coded as:	H02066 is coded as:	*
11	2: never, -5: don't know, missing, or multiple response	3 or 4: still smoke	Missing response	Any value	1: ever smoked	Stands as original value	.N, valid skip	Stands as original value	B
12	2: never or -5: don't know	2: quit, -5: don't know, or multiple response	Marked or multiple response	Marked or multiple response	Stands as original value	.C, question should be skipped	.C, question should be skipped	.C, question should be skipped	F
13	2: never or -5: don't know	2: quit, -5: don't know, or multiple response	Marked or multiple response	Missing response	Stands as original value	.C, question should be skipped	.C, question should be skipped	.N, valid skip	F
14	2: never or -5: don't know	2: quit, -5: don't know, or multiple response	Missing response	Marked or multiple response	Stands as original value	.C, question should be skipped	.N, valid skip	.C, question should be skipped	F
15	2: never or -5: don't know	2: quit, -5: don't know, or multiple response	Missing response	Missing response	Stands as original value	.C, question should be skipped	.N, valid skip	.N, valid skip	F
16	2: never or -5: don't know	Missing response	Marked or multiple response	Marked or multiple response	Stands as original value	.N, valid skip	.C, question should be skipped	.C, question should be skipped	F
17	2: never or -5: don't know	Missing response	Marked or multiple response	Missing response	Stands as original value	.N, valid skip	.C, question should be skipped	.N, valid skip	F
18	2: never or -5: don't know	Missing response	Missing response	Marked or multiple response	Stands as original value	.N, valid skip	.N, valid skip	.C, question should be skipped	F
19	2: never or -5: don't know	Missing response	Missing response	Missing response	Stands as original value	.N, valid skip	.N, valid skip	.N, valid skip	
20	Missing or multiple response	2: quit, missing, or multiple response	3: quit <1 year ago	Any value	1: ever smoked	Stands as original value	Stands as original value	Stands as original value	B

* Indication of backward coding (B) or forward coding (F).

Coding Table for Note 24 continued:

N24	H02063 Is:	H02064 is:	H02065 is:	H02066 is:	H02063 is coded as:	H02064 is coded as:	H02065 is coded as:	H02066 is coded as:	*
21	Missing or multiple response	2: quit, missing, or multiple response	2: quit >1 year ago	Marked or multiple response	1: ever smoked	Stands as original value	Stands as original value	.C, question should be skipped	B F
22	Missing or multiple response	2: quit, missing, or multiple response	2: quit >1 year ago	Missing response	1: ever smoked	Stands as original value	Stands as original value	.N, valid skip	B
23	Missing or multiple response	2: quit, missing, or multiple response	-5: don't know	Missing response	Stands as original value	Stands as original value	Stands as original value	.N, valid skip	
24	Missing or multiple response	2: quit, missing, or multiple response	-5: don't know	Marked or multiple response	Stands as original value	Stands as original value	Stands as original value	.C, question should be skipped	F
25	Missing or multiple response	2: quit, missing, or multiple response	Missing or multiple response	2-5: some visits	1: ever smoked	Stands as original value	Stands as original value	Stands as original value	B
26	Missing or multiple response	2: quit, missing, or multiple response	Missing or multiple response	1: none, missing, or multiple response	Stands as original value	Stands as original value	Stands as original value	Stands as original value	
27	Missing or multiple response	-5: don't know	Marked or multiple response	Marked or multiple response	Stands as original value	Stands as original value	.C, question should be skipped	.C, question should be skipped	F
28	Missing or multiple response	-5: don't know	Marked or multiple response	Missing response	Stands as original value	Stands as original value	.C, question should be skipped	.N, valid skip	F
29	Missing or multiple response	-5: don't know	Missing response	Missing response	Stands as original value	Stands as original value	.N, valid skip	.N, valid skip	
30	Missing or multiple response	-5: don't know	Missing response	Marked or multiple response	Stands as original value	Stands as original value	.N, valid skip	.C, question should be skipped	F

* Indication of backward coding (B) or forward coding (F).

Coding Table for Note 25:

Note 25(Part A):

H02067, SEX, XSEX, H02068-H02075

N25	H02067:	SEX is:	H02068 is:	H02069--H02075 are:	XSEX is coded as:
A					
1	Missing or multiple response	F	Marked	Any marked	2, female
2	Missing or multiple response	F	Missing or multiple response	All missing or multiple response	2, female
3	Missing or multiple response	M	Marked	Any marked	1, male
4	Missing or multiple response	M	Missing or multiple response	All missing or multiple response	1, male
5	Missing or multiple response	Any value	Marked	All missing or multiple response	1, male
6	Missing or multiple response	Any value	Missing or multiple response	Any marked	2, female
7	Missing or multiple response	Z	Marked	Any marked	., missing value
8	Missing or multiple response	Z	Missing or multiple response	All missing or multiple response	., missing value
9	1, male	Any value	Marked	All missing or multiple response	1, male
10	1, male	F	Missing or multiple response	Any marked	2, female
11	1, male	M or Z	Missing or multiple response	Any marked	1, male
12	1, male	Any value	Marked	Any marked	1, male
13	1, male	Any value	Missing or multiple response	All missing or multiple response	1, male
14	2, female	Any value	Missing or multiple response	Any marked	2, female
15	2, female	M	Marked	All missing or multiple response	1, male
16	2, female	F or Z	Marked	All missing or multiple response	2, female
17	2, female	Any value	Marked	Any marked	2, female
18	2, female	Any value	Missing or multiple response	All missing or multiple response	2, female

SEX is the gender from the DEERS file. This variable is not used to override questionnaire responses, but to clear up any omissions or discrepancies in the responses.

XSEX is the recoded gender variable after taking into account the self-reported response (H02067), any responses to gender-specific questions, and the gender of the sample beneficiary from DEERS.

**Note 25 (Part B):
XSEXA, H02068**

N25B	XSEXA is:	H02068 is:	H02068 is coded as:	*
1	1: Male	Marked, missing, or multiple response	Stands as original value	
2	2: Female	Marked or multiple response	.C, question should be skipped	F
3	2: Female	Missing response	.N, valid skip	F
4	Missing	Any response	Missing value	F

* Indication of backward coding (B) or forward coding (F).

**Note 25 (Part C):
XSEXA, H02069 - H02075**

N25C	XSEXA is:	H02069--H02075 are:	H02069 --H02075 are coded as:	*
1	1: Male	“All are blank”	.N, valid skip	F
2	1: Male	At least one is “marked”	.N, valid skip if missing; .C, question should be skipped if marked	F
3	2: Female	“All are blank” or at least one is “marked”	Stands as original value	
4	Missing	“All are blank” or at least one is “marked”	Missing value	F

* Indication of backward coding (B) or forward coding (F).

Definition of “all are blank” in Coding Table for Note 25c:
All variables H02069--H02075 are missing.

Definition of “marked” in Coding Table for Note 25c:
Any pattern of marks outside the definition “all are blank.”

Coding Table for Note 26
XSEXA, AGE, H02070, H02071, H02072

N26	XSEXA is:	AGE is:	H02070 is:	H02071 & H02072 are:	H02070 is coded as:	H02071 & H02072 are coded as:	*
1	1: Male	Any value	.C, question should be skipped, or .N, valid skip	C, question should be skipped, or .N, valid skip	Stands as original value	Stands as original value	
2	2: Female	Any value	2: 40 or over	Marked, missing, or multiple response	Stands as original value	Stand as original value	
3	2: Female	Any value	1: under 40	Marked, missing or multiple response	Stands as original value	.N, valid skip if missing; .C, question should be skipped if marked	F
4	2: Female	Any value	Multiple response	Marked or multiple response	2: > 40	Stand as original value	
5	2: Female	Any value	Multiple response	Missing	1: < 40	.N, valid skip	B F
6	2: Female	Any value	Missing	Marked or multiple response	2: > 40	Stand as original value	B
7	2: Female	< 40	Missing	Missing	1: < 40	.N, valid skip	F
8	2: Female	>=40	Missing	Missing	1: < 40	.N, valid skip	B
9	2: Female	Missing	Missing	Missing	Stands as original value	Stand as original value	
10	Missing	Any value	Missing	Missing	Stands as original value	Stand as original value	

* Indication of backward coding (B) or forward coding (F).

**Coding Table for Note 27:
XSEXA, H02073, H02074, H02075**

N27	XSEXA is:	H02073 is:	H02074 is:	H02075 is:	H02073 is coded as:	H02074 is coded as:	H02075 is coded as:	*
1	1: Male	.C, question should be skipped, or .N, valid skip	.C, question should be skipped, or .N, valid skip	.C, question should be skipped, or .N, valid skip	Stands as original value	Stands as original value	Stands as original value	
2	2: Female	1: pregnant now	Marked, missing, or multiple response	Marked, missing, or multiple response	Stands as original value	Stands as original value	Stands as original value	
3	2: female	2: pregnant in last 12 months	Marked, missing or multiple response	Marked, missing or multiple response	Stands as original value	.N, valid skip if missing; .C, question should be skipped if marked	Stands as original value	F
4	2: Female	3: not pregnant in past 12 months	Marked, missing, or multiple response	Marked, missing, or multiple response	Stands as original value	.N, valid skip if missing; .C, question should be skipped if marked	.N, valid skip if missing; .C, question should be skipped if marked	F
5	2: Female	Missing or multiple response	Marked, or multiple response	Marked, missing or multiple response	1: pregnant now	Stands as original value	Stands as original value	B
6	2: Female	Missing response	Missing response	Marked, missing or multiple response	Stands as original value	Stands as original value	Stands as original value	
7	2: Female	Multiple response	Missing response	Marked, missing or multiple response	3: not pregnant in past 12 months	.N, valid skip	.N, valid skip if missing; .C, question should be skipped if marked	B F
8	Missing	Missing or multiple response	Marked, missing or multiple response	Marked, missing or multiple response	Stands as original value	Stands as original value	Stands as original value	

* Indication of backward coding (B) or forward coding (F).

**Coding Table for Note 28:
S02L01, S02L02-S02L14**

N28	S02L01 is:	S02L02--S02L14 is:	S02L01 is coded as:	S02L02--S02L14 is coded as:	*
1	.N valid skip or .C question should be skipped	.N valid skip or .C question should be skipped	Stands as original value	Stands as original value	
2	1: yes	At least one is "marked" or "all are blank"	Stands as original value	Stands as original value	
3	2:no, missing, or multiple response	At least one is "marked"	1: yes	Stands as original value	B
4	2: no	"All are blank" or "Blank or NA"	Stands as original value	.N valid skip if missing	F
5	Missing response	"All are blank"	Stands as original value	Stands as original value	
6	Multiple response	"All are blank" or "blank or NA"	2: no	.N, valid skip	B

* Indication of backward coding (B) or forward coding (F).

Definition of "all are blank" in Coding Table for Note 28:

Variables S02L02 S02L04A--S02L04I S02L05 S02L06 S02L07 S02L08 S02L09 S02L10 S02L11 S02L12 S02L14 are missing and S02L03A--S02L03I S02L13A--S02L13E are not marked (2).

Definition of "blank or NA" in Coding Table for Note28:

Variables S02L02 S02L04A--S02L04I S02L05 S02L06 S02L07 S02L08 S02L09 S02L10 S02L11 S02L12 S02L14 are either missing or not applicable (-6) and S02L03A--S02L03I S02L13A--S02L13E are not marked (2).

**Coding Table for Note 29:
S02L06, S02L07-S02L14**

N29	S02L06 is:	S02L07-S02L14 are:	S02L06 is coded as:	S02L07-S02L14 are coded as:	*
1	.N valid skip or .C question should be skipped	.N valid skip or .C question should be skipped	Stands as original value	Stands as original value	
2	1-3	At least one is "marked" or "all are blank"	Stands as original value	Stands as original value	
3	4: no, -6: Not eligible TRICARE for Life, missing, or multiple response	At least one is "marked"	Stands as original value	Stands as original value	
4	4: no, -6: Not eligible TRICARE for Life	"All are blank" or "Blank or NA"	Stands as original value	.N Should be skipped	F
5	Missing or multiple response	"All are blank"	Stands as original value	Stands as original value	

* Indication of backward coding (B) or forward coding (F).

Definition of "all are blank" in Coding Table for Note 29:

Variables S02L07 S02L08 S02L09 S02L10 S02L11 S02L12 S02L14 are missing and S02L13A--S02L13E are not marked (2).

Definition of "blank or NA" in Coding Table for Note29:

Variables S02L07 S02L08 S02L09 S02L10 S02L11 S02L12 S02L14 are either missing or not applicable (-6) and S02L13A--S02L13E are not marked (2).

**Coding Table for Note 30:
S02L07, S02L08-S02L14**

N30	S02L07 is:	S02L08-S02L14 are:	S02L07 is coded as:	S02L08-S02L14 are coded as:	*
1	.N valid skip or .C question should be skipped	.N valid skip or .C question should be skipped	Stands as original value	Stands as original value	
2	1-4	At least one is "marked" or "all are blank"	Stands as original value	Stand as original value	
3	-6: not eligible, missing, or multiple response	At least one is "marked"	Stands as original value	Stands as original value	
4	-6: not eligible	"Blank or don't know"	Stands as original value	.N, valid skip if missing	F
5	Missing response	"All are blank"	Stands as original value	Stand as original value	
6	Multiple response	"All are blank"	-6: Not Eligible	.N, valid skip if missing	B

* Indication of backward coding (B) or forward coding (F).

Definition of "all are blank" in Coding Table for Note 29:

Variables S02L08 S02L09 S02L10 S02L11 S02L12 S02L14 are missing and S02L13A--S02L13E are not marked (2).

Definition of "blank or NA" in Coding Table for Note 29:

Variables S02L08 S02L09 S02L10 S02L11 S02L12 S02L14 are either missing or not applicable (-6) and S02L13A--S02L13E are not marked (2).

**Coding Table for Note 31:
S02L08, S02L09-S02L14**

N31	S02L08 is:	S02L09-S02L14 are:	S02L08 is coded as:	S02L09-S02L14 are coded as:	*
1	.N valid skip or .C question should be skipped	.N valid skip or .C question should be skipped	Stands as original value	Stands as original value	
2	1-2	At least one is "marked" or "all are blank"	Stands as original value	Stand as original value	
3	-6: not eligible, missing, or multiple response	At least one is "marked"	Stands as original value	Stands as original value	
4	-6: not eligible	"Blank or don't know"	Stands as original value	.N, valid skip if missing	F
5	Missing response	"All are blank"	Stands as original value	Stand as original value	
6	Multiple response	"All are blank"	-6: Not Eligible	.N, valid skip if missing	B

* Indication of backward coding (B) or forward coding (F).

Definition of "all are blank" in Coding Table for Note 29:

Variables S02L09 S02L10 S02L11 S02L12 S02L14 are missing and S02L13A--S02L13E are not marked (2).

Definition of "blank or NA" in Coding Table for Note 29:

Variables S02L09 S02L10 S02L11 S02L12 S02L14 are either missing or not applicable (-6) and S02L13A--S02L13E are not marked (2).

**Coding Table for Note 32:
S02L09, S02L10-S02L14**

N32	S02L09 is:	S02L10-S02L14 are:	S02L09 is coded as:	S02L10-S02L14 are coded as:	*
1	.N valid skip or .C question should be skipped	.N valid skip or .C question should be skipped	Stands as original value	Stands as original value	
2	1-3	At least one is "marked" or "all are blank"	Stands as original value	Stand as original value	
3	-6: Not eligible, missing, or multiple response	At least one is "marked"	Stands as original value	Stands as original value	
4	-6: not eligible	"Blank or don't know"	Stands as original value	.N, valid skip if missing	F
5	Missing response	"All are blank"	Stands as original value	Stand as original value	
6	Multiple response	"All are blank"	-6: Not eligible	.N, valid skip if missing	B

* Indication of backward coding (B) or forward coding (F).

Definition of "all are blank" in Coding Table for Note 29:

Variables S02L10 S02L11 S02L12 S02L14 are missing and S02L13A--S02L13E are not marked (2).

Definition of "blank or NA" in Coding Table for Note29:

Variables S02L10 S02L11 S02L12 S02L14 are either missing or not applicable (-6) and S02L13A--S02L13E are not marked (2).

**Coding Table for Note 33:
S02L10, S02L11-S02L14**

N33	S02L10 is:	S02L11--S02L14 is:	S02L10 is coded as:	S02L11--S02L14 is coded as:	*
1	.N valid skip or .C question should be skipped	.N valid skip or .C question should be skipped	Stands as original value	Stands as original value	
2	1: yes	At least one is "marked" or "all are blank"	Stands as original value	Stands as original value	
3	2:no, missing, or multiple response	At least one is "marked"	1: yes	Stands as original value	F
4	2: no	"All are blank" or "Blank or NA"	Stands as original value	.N valid skip if missing	B
5	Missing response	"All are blank"	Stands as original value	Stands as original value	
6	Multiple response	"All are blank" or "blank or NA"	2: no	.N, valid skip	F

* Indication of backward coding (B) or forward coding (F).

Definition of "all are blank" in Coding Table for Note 29:

Variables S02L11 S02L12 S02L14 are missing and S02L13A--S02L13E are not marked (2).

Definition of "blank or NA" in Coding Table for Note29:

Variables S02L11 S02L12 S02L14 are either missing or not applicable (-6) and S02L13A--S02L13E are not marked (2).

**Coding Table for Note 34:
S02L11, S02L12-S02L16**

N34	S02L11 is:	S02L12-S02L16 are:	S02L11 is coded as:	S02L12-S02L16 are coded as:	*
1	.N valid skip or .C question should be skipped	.N valid skip or .C question should be skipped	Stands as original value	Stands as original value	
2	1-2	At least one is "marked" or "all are blank"	Stands as original value	Stands as original value	
3	-6: Have not received medical care, or multiple response	At least one is "marked"	Stands as original value	Stands as original value	B
4	-6: not eligible, Multiple Response	"All are blank" or "Blank or NA"	Stands as original value	.N Should be skipped	F
5	Missing response	"All are blank"	Stands as original value	Stands as original value	
6	Multiple response	"All are blank"	-6: Have not received medical care	.N, valid skip if missing	B

* Indication of backward coding (B) or forward coding (F).

Definition of "all are blank" in Coding Table for Note 29:

Variables S02L12 S02L14 are missing and S02L13A--S02L13E are not marked (2).

Definition of "blank or NA" in Coding Table for Note 29:

Variables S02L12 S02L14 are either missing or not applicable (-6) and S02L13A--S02L13E are not marked (2).

**Coding Table for Note 35:
S02L12, S02L13-S02L16**

N35	S02L12 is:	S02L13-S02L16 are:	S02L12 is coded as:	S02L13-S02L16 are coded as:	*
1	.N valid skip or .C question should be skipped	.N valid skip or .C question should be skipped	Stands as original value	Stands as original value	
2	1: Yes	At least one is "marked" or "all are blank"	Stands as original value	Stands as original value	
3	4: no, -6: Have not received a bill, missing, or multiple response	At least one is "marked"	Stands as original value	Stands as original value	
4	4: no, -6: Have not received a bill	"All are blank" or "Blank or NA"	Stands as original value	.N Should be skipped	F
5	Missing or multiple response	"All are blank"	Stands as original value	Stands as original value	

* Indication of backward coding (B) or forward coding (F).

Definition of "all are blank" in Coding Table for Note 29:

Variables S02L14 are missing and S02L13A--S02L13E are not marked (2).

Definition of "blank or NA" in Coding Table for Note 29:

Variables S02L14 are either missing or not applicable (-6) and S02L13A--S02L13E are not marked (2).

**Coding Table for Note 36:
S02L14, S02L15-S02L16**

N36	S02L14 is:	S02L15-S02L16 are:	S02L14 is coded as:	S02L15-S02L16 are coded as:	*
1	1: yes	At least one is "marked" "all are blank" or "blank or don't know"	Stands as original value	Stand as original value	
2	1: yes, -6: not eligible, missing, or multiple response	"Blank or NA"	-6: Not Eligible	.N, valid skip if missing; .C, question should be skipped if marked	B
3	-6: not eligible	At least one is "marked"	1:yes	Stand as original value	B
4	-6: not eligible	"Blank or don't know"	Stands as original value	.N, valid skip if missing; .C, question should be skipped if marked	B F
5	2,: no, missing, or multiple response	At least one is "marked" or "blank or don't know"	1: yes	Stand as original value	B
6	2,: no, -6: not eligible	"Blank or NA" or "all are blank"	Stands as original value	.N, valid skip if missing; .C, question should be skipped if marked	
7	Missing response	"All are blank"	Stands as original value	Stand as original value	
8	Multiple response	"All are blank"	-6: Not Eligible	.N, valid skip	B

* Indication of backward coding (B) or forward coding (F).

CODING SCHEME AND CODING TABLES – QUARTER II

2002 HEALTH CARE SURVEY OF DOD BENEFICIARIES (HCSDB) CODING SCHEME AND CODING TABLES

BASIC SAS AND ASCII/EBCDIC MISSING DATA AND NOT APPLICABLE CODES

SAS		ASCII/EBCDIC	Description
Numeric		Numeric	
.		-9	No response
.A		-8	Multiple response error
.O		-7	Out of range error
.N		-6	Not Applicable or valid skip
.D		-5	Scalable response of “Don’t know” or “not sure”
.I		-4	Incomplete grid error
.C		-1	Question should have been skipped.

Missing values ‘.’, multiple responses ‘.A’, and incomplete grids ‘.I’ are encoded prior to implementation of the Coding Scheme Notes (see below).

**Coding Table for Note 1:
H02006, H02007**

N1	H02006 is:	H02007 is:	H02006 is coded as:	H02007 is coded as:	*
1	1-12, health plan, -5, not sure	Marked, missing, or multiple response	Stands as original value	Stands as original value	
2	-6, no usage in past 12 months	Marked or multiple response	Stands as original value	.C, question should be skipped	F
3	-6, no usage in past 12 months	Missing response	Stands as original value	.N, valid skip	F
4	Missing response	Marked, missing, or multiple response	Stands as original value	Stands as original value	
5	Multiple response	Marked or multiple response	Stands as original value	Stands as original value	
6	Multiple response	Missing response	-6: Did not use any health plan in the last 12 months	.N, valid skip	B

* Indication of backward coding (B) or forward coding (F).

**Coding Table for Note 2:
H02008, H02009**

N2	H02008 is:	H02009 is:	H02008 is coded as:	H02009 is coded as:	*
1	1: yes	1-3, missing, or multiple response	Stands as original value	Stands as original value	
2	1: yes, missing, or multiple response	-6: didn't get a new doctor	2: No	.C question should be skipped	B
3	2: no, missing, or multiple response	1- 3	1: yes	Stands as original value	B
4	2: no	Missing, multiple response, or -6: didn't get a new doctor	Stands as original value	.N, valid skip if missing, .C, question should be skipped if marked	F
5	Missing response	Multiple response	1: yes	Stands as original value	B
6	Missing response	Missing response	Stands as original value	Stands as original value	
7	Multiple response	Missing response	2: no	.N, valid skip	B
8	Multiple response	Multiple response	Stands as original value	Stands as original value	

* Indication of backward coding (B) or forward coding (F).

**Coding Table for Note 3:
H02010, S02C01-S02C04, H02011**

N3	H02010 is:	S02C01-S02C04, H02011 is:	H02010 is coded as:	S02C01-S02C04, H02011 is coded as:	*
1	1: yes	At least one is “marked” or “all are blank”	Stands as original value	Stand as original value	
2	1: yes, missing, or multiple response	“Blank or no or NA”	2: no	.N, valid skip if missing; .C, question should be skipped if marked	B F
3	2: no, missing, or multiple response	At least one is “marked”	1: yes	Stands as original value	B
4	2: no	“Blank or NA” or “all are blank”	Stands as original value	.N, valid skip if missing; .C, question should be skipped if marked	F
5	Missing response	“All are blank”	Stands as original value	Stand as original value	
6	Multiple response	“All are blank”	2: no	.N, valid skip	B

* Indication of backward coding (B) or forward coding (F).

Definition of “all are blank” in Coding Table for Note 3:
Responses to S02C01-S02C04 and H02011 are all missing.

Definition of “blank or no or NA” in Coding Table for Note 3:
All of the following are true: S00C03 is either ‘2’ or missing, S00C01, S00C02, S00C04, and H02011 are a combination of not applicable (-6) or missing.

Definition of “marked” in Coding Table for Note 3:
Any pattern of marks outside the definitions “all are blank” and “blank or NA”

**Coding Table for Note 4:
S02C03, S02C04**

N4	S02C03 is:	S02C04 is:	S02C03 is coded as:	S02C04 is coded as:	*
1	.N, valid skip, or .C, question should be skipped	.N, valid skip, or .C, question should be skipped	Stands as original value	Stands as original value	
2	1: yes	1, 2, missing, or multiple response	Stands as original value	Stands as original value	
3	1: yes, missing, or multiple response	-6: don't have health problems or don't have personal doctor or nurse	2: No	.C, question should be skipped	B
4	2: no, missing, or multiple response	1, 2	1: yes	Stands as original value	B
5	2: no	Missing, multiple response, or -6: don't have health problems or don't have personal doctor or nurse	Stands as original value	.N, valid skip if missing, .C, question should be skipped if marked	F
6	Missing response	Multiple response	1: yes	Stands as original value	B
7	Missing response	Missing response	Stands as original value	Stands as original value	
8	Multiple response	Multiple response	Stands as original value	Stands as original value	
9	Multiple response	Missing response	2: no	.N, valid skip	B

* Indication of backward coding (B) or forward coding (F).

**Coding Table for Note 5:
H02012, H02013, H02014**

N5	H02012 is:	H02013 & H02014 are:	H02012 is coded as:	H02013 & H02014 are coded as:	*
1	1: yes	At least one is “marked” or “all are blank”	Stands as original value	Stand as original value	
2	1: yes, missing, or multiple response	“Blank or NA”	2: no	.N, valid skip if missing; .C, question should be skipped if marked	B
3	2: no, missing, or multiple response	At least one is “marked”	1: yes	Stand as original value	B
4	2: no	“Blank or NA” or “all are blank”	Stands as original value	.N, valid skip if missing; .C, question should be skipped if marked	F
5	Missing response	“All are blank”	Stands as original value	Stand as original value	
6	Multiple response	“All are blank”	2: no	.N, valid skip	B

* Indication of backward coding (B) or forward coding (F).

Definition of “all are blank” in Coding Table for Note 5:
Responses to H02013 and H02014 are both missing.

Definition of “blank or NA” in Coding Table for Note 5:
Response to H02013 is not applicable (-6), and H02014 is missing.

Definition of “marked” in Coding Table for Note 5:
Any pattern of marks outside the definitions “all are blank” and “blank or NA”

**Coding Table for Note 6:
H02015, H02016**

N6	H02015 is:	H02016 is:	H02015 is coded as:	H02016 is coded as:	*
1	1: yes	1, 2, 3, missing, or multiple response	Stands as original value	Stands as original value	
2	1: yes, missing, or multiple response	-6: didn’t need to see a specialist	2: No	.C question should be skipped	B
3	2: no, missing, or multiple response	1, 2, 3	1: yes	Stands as original value	B
4	2: no	Missing, multiple response, or -6: didn’t need to see a specialist	Stands as original value	.N, valid skip if missing, .C, question should be skipped if marked	F
5	Missing response	Multiple response	1: yes	Stands as original value	B
6	Missing response	Missing response	Stands as original value	Stands as original value	
7	Multiple response	Multiple response	Stands as original value	Stands as original value	
8	Multiple response	Missing response	2: no	.N, valid skip	B

* Indication of backward coding (B) or forward coding (F).

**Coding Table for Note 7:
H02017, S02C05, H02018, H02019**

N7	H02017 is:	S02C05, H02018, H02019 Are:	H02017 is coded as:	S02C05, H02018, H02019 Are coded as:	*
1	1: yes	“All are blank” or at least one is “marked”	Stands as original value	Stand as original value	
2	1: yes, missing, or multiple response	“Blank or NA”	2:no	.N, valid skip if missing; .C, question should be skipped if marked	B F
3	2: no, missing, or multiple response	At least one is “marked”	1: yes	Stand as original value	B
4	2: no	“All are blank” or “blank or NA”	Stands as original value	.N, valid skip if missing, .C, question should be skipped if marked	F
5	Missing response	“All are blank”	Stands as original value	Stand as original value	
6	Multiple response	“All are blank”	2: no	.N, valid skip	B

* Indication of backward coding (B) or forward coding (F).

Definition of “all are blank” in Coding Table for Note 7:
S02C05, H02018 and H0219 are all missing.

Definition of “blank or NA” in Coding Table for Note 7:
S02C05, H02018 and H02019 are either not applicable (-6), or a combination of not applicable (-6) and missing.

Definition of “marked” in Coding Table for Note 7:
Any pattern of marks outside the definitions “all are blank” and “blank or NA.”

**Coding Table for Note 8:
S02C05, H02018 & H02019**

N8	S02C05 is:	H02018 & H02019 are:	S02C05 is coded as:	H02018 & H02019 are coded as:	*
1	.N, valid skip, or .C, question should be skipped	.N, valid skip, or .C, question should be skipped	Stands as original value	Stand as original value	
2	-6: None	“All are blank” or “blank or NA”	Stands as original value	.N, valid skip if missing, .C, question should be skipped if marked	F
3	-6: None, missing, or multiple response	At least one is “marked”	Stands as original value	Stand as original value	
4	1-6, missing, or multiple response	“Blank or NA”	-6: None	.N, valid skip if missing, .C, question should be skipped if marked	B
5	1-6	At least one is “marked” or “All are blank”	Stands as original value	Stand as original value	
6	Missing response	“All are blank”	Stands as original value	Stand as original value	
7	Multiple response	“All are blank”	-6:None	.N, valid skip	B

* Indication of backward coding (B) or forward coding (F).

Definition of “all are blank” in Coding Table for Note 8:
Both H02018 and H02019 are missing.

Definition of “blank or NA” in Coding Table for Note 8:
Responses to questions H02018 and H02019 are either both not applicable (-6), or a combination of not applicable (-6) and missing.

Definition of “marked” in Coding Table for Note 8:
Any pattern of marks outside the definitions “all are blank” and “blank or NA.”

**Coding Table for Note 9:
H02020, H02021**

N9	H02020 is:	H02021 is:	H02020 is coded as:	H02021 is coded as:	*
1	1: yes	1-4: how often, missing, or multiple response	Stands as original value	Stands as original value	
2	1: yes, missing, or multiple response	-6: no calls	2: no	.C, question should be skipped	B F
3	2: no, missing or multiple response	1-4: how often	1: yes	Stands as original value	B
4	2: no	-6: no calls, missing, or multiple response	Stands as original value	.N, valid skip if missing; .C, question should be skipped if marked	F
5	Missing response	Multiple response	1: yes	Stands as original value	B
6	Missing response	Missing response	Stands as original value	Stands as original value	
7	Multiple response	Multiple response	Stands as original value	Stands as original value	
8	Multiple response	Missing response	2: no	.N, valid skip	B

* Indication of backward coding (B) or forward coding (F).

**Coding Table for Note 10:
H02022, H02023, H02024**

N10	H02022 is:	H02023 & H02024 are:	H02022 is coded as:	H02023 & H02024 are coded as:	*
1	1: yes	At least one is “marked” or “all are blank”	Stands as original value	Stand as original value	
2	1: yes, missing, or multiple response	“Blank or NA”	2: no	.N, valid skip if missing; .C, question should be skipped if marked	B
3	2: no, missing, or multiple response	At least one is “marked”	1: yes	Stand as original value	B
4	2: no	“Blank or NA” or “all are blank”	Stands as original value	.N, valid skip if missing; .C, question should be skipped if marked	F
5	Missing response	“All are blank”	Stands as original value	Stand as original value	
6	Multiple response	“All are blank”	2: no	.N, valid skip	B

* Indication of backward coding (B) or forward coding (F).

Definition of “all are blank” in Coding Table for Note 10:
Responses to H02023 and H02024 are both missing.

Definition of “blank or NA” in Coding Table for Note 10:
Responses to H02023 and H02024 are either all not applicable (-6) or a combination of missing response and not applicable (-6).

Definition of “marked” in Coding Table for Note 10:
Any pattern of marks outside the definitions “all are blank” and “blank or NA”

**Coding Table for Note 11:
H02025, H02026, H02027**

N11	H02025 is:	H02026 & H02027 are:	H02025 is coded as:	H02026 & H02027 are coded as:	*
1	1: yes	At least one is “marked” or “all are blank”	Stands as original value	Stand as original value	
2	1: yes, missing, or multiple response	“Blank or NA”	2: no	.N, valid skip if missing; .C, question should be skipped if marked	B
3	2: no, missing, or multiple response	At least one is “marked”	1: yes	Stand as original value	B
4	2: no	“Blank or NA” or “all are blank”	Stands as original value	.N, valid skip if missing; .C, question should be skipped if marked	F
5	Missing response	“All are blank”	Stands as original value	Stand as original value	
6	Multiple response	“All are blank”	2: no	.N, valid skip	B

* Indication of backward coding (B) or forward coding (F).

Definition of “all are blank” in Coding Table for Note 11:
Responses to H02026 and H02027 are both missing.

Definition of “blank or NA” in Coding Table for Note 11:
Responses to H02026 and H02027 are either both not applicable (-6) or a combination of missing response and not applicable (-6).

Definition of “marked” in Coding Table for Note 11:
Any pattern of marks outside the definitions “all are blank” and “blank or NA”

**Coding Table for Note 12:
H02029, H02030-H02039, S02C06-S02C08**

N12	H02029 is:	H02030- H02039, S02C06-S02C08 are:	H02029 is coded as:	H02030- H02039, S02C06-S02C08 are coded as:	*
1	1: None	“All are blank” or “blank or NA”	Stands as original value	.N, valid skip if missing, .C, question should be skipped if marked	F
2	1: none, missing, or multiple response	At least one is “marked”	Stands as original value	Stand as original value	
3	2-7, missing, or multiple response	“Blank or NA”	1: None	.N, valid skip if missing; .C, question should be skipped if marked	B
4	2-7	At least one is “marked” or “all are blank”	Stands as original value	Stand as original value	F
5	Missing response	“All are blank”	Stands as original value	Stand as original value	
6	Multiple response	“All are blank”	1: None	.N, valid skip	B

* Indication of backward coding (B) or forward coding (F).

Definition of “all are blank” in Coding Table for Note 12:

Responses to H02030-H02039 and S02C06-S02C08 are all missing.

Definition of “Blank or No or NA” in Coding Table for Note 12:

Responses to H02030-H02039, and S02C07, and S02C08 are either all not applicable (-6) or a combination of missing response and not applicable (-6), and S02C06 is either No (2) or missing.

Definition of “marked” in Coding Table for Note 12:

Any pattern of marks outside the definitions “all are blank” and “Blank or No or NA.”

**Coding Table for Note 13:
S02C06, S02C07, S02C08**

N13	S02C06 is:	S02C07 & S02C08 are:	S02C06 is coded as:	S02C07 & S02C08 are coded as:	*
1	.N, valid skip .C, question should be skipped	.N, valid skip .C, question should be skipped	Stands as original value	Stand as original value	
2	1: yes	At least one is “marked” or “all are blank”	Stands as original value	Stand as original value	
3	1: yes, missing, or multiple response	“Blank or NA”	2: no	.N, valid skip if missing; .C, question should be skipped if marked	B
4	2: no, missing, or multiple response	At least one is “marked”	1: yes	Stand as original value	B
5	2: no	“Blank or NA” or “All are blank”	Stands as original value	.N, valid skip if missing; .C, question should be skipped if marked	F
6	Missing response	“All are blank”	Stands as original value	Stand as original value	
7	Multiple response	“All are blank”	2: no	.N, valid skip	B

* Indication of backward coding (B) or forward coding (F).

Definition of “all are blank” in Coding Table for Note 13:
Responses to S02C07 and S02C08 are both missing.

Definition of “Blank or NA” in Coding Table for Note 13:
Responses to S02C07 and S02C08 are either both not applicable (-6) or a combination of missing response and not applicable (-6).

Definition of “marked” in Coding Table for Note 13:
Any pattern of marks outside the definitions “all are blank” and “Blank or No or NA.”

**Coding Table for Note 14:
S02C09, S02C10**

N14	S02C09 is:	S02C10 is:	S02C09 is coded as:	S02C10 is coded as:	*
1	1: yes	1, 2, 3, missing, or multiple response	Stands as original value	Stands as original value	
2	1: yes, missing, or multiple response	-6: didn't need special medical equipment	2: No	.C, question should be skipped	B
3	2: no, missing, or multiple response	1, 2, 3	1: yes	Stands as original value	B
4	2: no	Missing, multiple response, or -6: didn't need special medical equipment	Stands as original value	.N, valid skip if missing, .C, question should be skipped if marked	F
5	Missing response	Multiple response	1: yes	Stands as original value	B
6	Missing response	Missing response	Stands as original value	Stands as original value	
7	Multiple response	Multiple response	Stands as original value	Stands as original value	B
8	Multiple response	Missing response	2: no	.N, valid skip	

* Indication of backward coding (B) or forward coding (F).

**Coding Table for Note 15:
S02C11, S02C12**

N15	S02C11 is:	S02C12 is:	S02C11 is coded as:	S02C12 is coded as:	*
1	1: yes	1, 2, 3, missing, or multiple response	Stands as original value	Stands as original value	
2	1: yes, missing, or multiple response	-6: didn't need special therapy	2: No	.C, question should be skipped	B
3	2: no, missing, or multiple response	1, 2, 3	1: yes	Stands as original value	B
4	2: no	Missing, multiple response, or -6: didn't need special therapy	Stands as original value	.N, valid skip if missing, .C, question should be skipped if marked	F
5	Missing response	Multiple response	1: yes	Stands as original value	B
6	Missing response	Missing response	Stands as original value	Stands as original value	
7	Multiple response	Multiple response	Stands as original value	Stands as original value	B
8	Multiple response	Missing response	2: no	.N, valid skip	

* Indication of backward coding (B) or forward coding (F).

**Coding Table for Note 16:
S02C13, S02C14**

N16	S02C13 is:	S02C14 is:	S02C13 is coded as:	S02C14 is coded as:	*
1	1: yes	1, 2, 3, missing, or multiple response	Stands as original value	Stands as original value	
2	1: yes, missing, or multiple response	-6: didn't need home healthcare	2: No	.C, question should be skipped	B
3	2: no, missing, or multiple response	1, 2, 3	1: yes	Stands as original value	B
4	2: no	Missing, multiple response, or -6: didn't need home healthcare	Stands as original value	.N, valid skip if missing, .C, question should be skipped if marked	F
5	Missing response	Multiple response	1: yes	Stands as original value	B
6	Missing response	Missing response	Stands as original value	Stands as original value	
7	Multiple response	Multiple response	Stands as original value	Stands as original value	
8	Multiple response	Missing response	2: no	.N, valid skip	B

* Indication of backward coding (B) or forward coding (F).

**Coding Table for Note 17:
H02043, H02044-H02046**

N17 H02043 is:		H02044-H02046 are:	H02043 is coded as:	H02044-H02046 are coded as:	*
1	1: yes	At least one is “marked”, “all are blank” or “blank or don’t know”	Stands as original value	Stand as original value	
2	1: yes, -5: don’t know, missing, or multiple response	“Blank or NA”	2: no	.N, valid skip if missing; .C, question should be skipped if marked	B
3	-5: don’t know	At least one is “marked”	1:yes	Stand as original value	B
4	-5: don’t know	“Blank or don’t know”	Stands as original value	.N, valid skip if missing; .C, question should be skipped if marked	B F
5	2: no, missing, or multiple response	At least one is “marked” or “blank or don’t know”	1: yes	Stand as original value	B
6	2: no, -5: don’t know	“Blank or NA” or “all are blank”	Stands as original value	.N, valid skip if missing; .C, question should be skipped if marked	
7	Missing response	“All are blank”	Stands as original value	Stand as original value	
8	Multiple response	“All are blank”	2: no	.N, valid skip	B

* Indication of backward coding (B) or forward coding (F).

Definition of “all are blank” in Coding Table for Note 17:
Responses to H02044-H02046 are all missing.

Definition of “blank or NA” in Coding Table for Note 17:
Responses to H02044-H02046 are either all not applicable (-6) or a combination of missing and not applicable (-6).

Definition of “blank or don’t know” in Coding Table for Note 17:
Responses to H02044-H02046 are either all don’t know (-5) or a combination of missing and don’t know (-5).

Definition of “marked” in Coding Table for Note 17:
Any pattern of marks outside the definitions “all are blank,” “blank or NA,” or “blank or don’t know.”

**Table for Note 18:
H02047, H02048**

N18	H02047 is:	H02048 is:	H02047 is coded as:	H02048 is coded as:	*
1	1: yes	1-3: categorize problem, missing, or multiple response	Stands as original value	Stands as original value	
2	1: yes, missing, or multiple response	-6: not applicable	2: no	.C, question should be skipped	B F
3	2: no, missing, or multiple response	1-3: categorize problem or multiple response	1: yes	Stands as original value	B
4	2: no	-6: not applicable, missing, or multiple response	Stands as original value	.N, valid skip if missing; .C, question should be skipped if marked	F
5	Missing response	Multiple response	1: yes	Stands as original value	B
6	Missing response	Missing response	Stands as original value	Stands as original value	
7	Multiple response	Multiple response	Stands as original value	Stands as original value	
8	Multiple response	Missing response	2: no	.N, valid skip	B

* Indication of backward coding (B) or forward coding (F).

**Coding Table for Note 19:
H02049, H02050**

N19	H02049 is:	H02050 is:	H02049 is coded as:	H02050 is coded as:	*
1	1: yes	1-3: categorize problem, missing, or multiple response	Stands as original value	Stands as original value	
2	1: yes, missing, or multiple response	-6: not applicable	2: no	.C, question should be skipped	B F
3	2: no, missing, or multiple response	1-3: categorize problem or multiple response	1: yes	Stands as original value	B
4	2: no	-6: not applicable, missing, or multiple response	Stands as original value	.N, valid skip if missing; .C, question should be skipped if marked	F
5	Missing response	Multiple response	1: yes	Stands as original value	B
6	Missing response	Missing response	Stands as original value	Stands as original value	
7	Multiple response	Multiple response	Stands as original value	Stands as original value	
8	Multiple response	Missing response	2: no	.N, valid skip	B

* Indication of backward coding (B) or forward coding (F).

**Coding Table for Note 20:
H02051, H02052, H02053**

N20	H02051 is:	H02052 & H02053 are:	H02051 is coded as:	H02052 & H02053 are coded as:	*
1	1: yes	At least one is “marked” or “all are blank”	Stands as original value	Stand as original value	
2	1: yes, missing, or multiple response	“Blank or NA”	2: no	.N, valid skip if missing; .C, question should be skipped if marked	B
3	2: no, missing, or multiple response	At least one is “marked”	1: yes	Stand as original value	B
4	2: no	“Blank or NA” or “all are blank”	Stands as original value	.N, valid skip if missing; .C, question should be skipped if marked	F
5	Missing response	“All are blank”	Stands as original value	Stand as original value	
6	Multiple response	“All are blank”	2: no	.N, valid skip	B

* Indication of backward coding (B) or forward coding (F).

Definition of “all are blank” in Coding Table for Note 20:
Responses to H02052 and H02053 are both missing.

Definition of “blank or NA” in Coding Table for Note 20:
Responses to H02052 and H02053 are either all not applicable (-6) or a combination of missing response and not applicable (-6).

Definition of “marked” in Coding Table for Note 20:
Any pattern of marks outside the definitions “all are blank” and “blank or NA”

**Coding Table for Note 21:
H02054, H02055**

N21	H02054 is:	H02055 is:	H02054 is coded as:	H02055 is coded as:	*
1	1: yes	1-3: categorize problem, missing, or multiple response	Stands as original value	Stands as original value	
2	1: yes, missing, or multiple response	-6: not applicable	2: no	.C, question should be skipped	B F
3	2: no, missing, or multiple response	1-3: categorize problem, or multiple response	1: yes	Stands as original value	B
4	2: no	-6: not applicable or missing response	Stands as original value	.N, valid skip if missing; .C, question should be skipped if marked	
5	Missing response	Multiple response	1: yes	Stands as original value	B
6	Missing response	Missing response	Stands as original value	Stands as original value	
7	Multiple response	Missing response	2: no	.N, valid skip	B
8	Multiple response	Multiple response	Stands as original value	Stands as original value	

* Indication of backward coding (B) or forward coding (F).

**Coding Table for Note 24:
H02063--H02066**

N24	H02063 Is:	H02064 is:	H02065 is:	H02066 is:	H02063 is coded as:	H02064 is coded as:	H02065 is coded as:	H02066 is coded as:	*
1	1: ever smoked	3 or 4: still smoke	Marked or multiple response	Any value	Stands as original value	Stands as original value	.C, question should be skipped	Stands as original value	F
2	1: ever smoked	3 or 4: still smoke	Missing response	Any value	Stands as original value	Stands as original value	.N, valid skip	Stands as original value	
3	1: ever smoked	2: quit	2: quit >1 year ago or -5: don't know	Marked or multiple response	Stands as original value	Stands as original value	Stands as original value	.C, question should be skipped	F
4	1: ever smoked	2: quit	2: quit >1 year ago or -5: don't know	Missing response	Stands as original value	Stands as original value	Stands as original value	.N, valid skip	
5	1: ever smoked	2: quit	3: quit <1 year ago, missing, or multiple response	Any value	Stands as original value	Stands as original value	Stands as original value	Stands as original value	
6	1: ever smoked	-5: don't know, missing, or multiple response	2: quit >1 year ago	Marked or multiple response	Stands as original value	2: quit	Stands as original value	.C, question should be skipped	F B
7	1: ever smoked	-5: don't know, missing, or multiple response	2: quit >1 year ago	Missing response	Stands as original value	2: quit	Stands as original value	.N, valid skip	F B
8	1: ever smoked	-5: don't know, missing, or multiple response	3: quit <1 year ago	Any value	Stands as original value	2: quit	Stands as original value	Stands as original value	B
9	1: ever smoked	-5: don't know, missing, or multiple response	-5: don't know, missing, or multiple response	Any value	Stands as original value	Stands as original value	Stands as original value	Stands as original value	
10	2: never, -5: don't know, missing, or multiple response	3 or 4: still smoke	Marked or multiple response	Any value	1: ever smoked	Stands as original value	.C, question should be skipped	Stands as original value	B F

* Indication of backward coding (B) or forward coding (F).

Coding Table for Note 24 continued:

N24	H02063 Is:	H02064 is:	H02065 is:	H02066 is:	H02063 is coded as:	H02064 is coded as:	H02065 is coded as:	H02066 is coded as:	*
11	2: never, -5: don't know, missing, or multiple response	3 or 4: still smoke	Missing response	Any value	1: ever smoked	Stands as original value	.N, valid skip	Stands as original value	B
12	2: never or -5: don't know	2: quit, -5: don't know, or multiple response	Marked or multiple response	Marked or multiple response	Stands as original value	.C, question should be skipped	.C, question should be skipped	.C, question should be skipped	F
13	2: never or -5: don't know	2: quit, -5: don't know, or multiple response	Marked or multiple response	Missing response	Stands as original value	.C, question should be skipped	.C, question should be skipped	.N, valid skip	F
14	2: never or -5: don't know	2: quit, -5: don't know, or multiple response	Missing response	Marked or multiple response	Stands as original value	.C, question should be skipped	.N, valid skip	.C, question should be skipped	F
15	2: never or -5: don't know	2: quit, -5: don't know, or multiple response	Missing response	Missing response	Stands as original value	.C, question should be skipped	.N, valid skip	.N, valid skip	F
16	2: never or -5: don't know	Missing response	Marked or multiple response	Marked or multiple response	Stands as original value	.N, valid skip	.C, question should be skipped	.C, question should be skipped	F
17	2: never or -5: don't know	Missing response	Marked or multiple response	Missing response	Stands as original value	.N, valid skip	.C, question should be skipped	.N, valid skip	F
18	2: never or -5: don't know	Missing response	Missing response	Marked or multiple response	Stands as original value	.N, valid skip	.N, valid skip	.C, question should be skipped	F
19	2: never or -5: don't know	Missing response	Missing response	Missing response	Stands as original value	.N, valid skip	.N, valid skip	.N, valid skip	
20	Missing or multiple response	2: quit, missing, or multiple response	3: quit <1 year ago	Any value	1: ever smoked	Stands as original value	Stands as original value	Stands as original value	B

* Indication of backward coding (B) or forward coding (F).

Coding Table for Note 24 continued:

N24	H02063 Is:	H02064 is:	H02065 is:	H02066 is:	H02063 is coded as:	H02064 is coded as:	H02065 is coded as:	H02066 is coded as:	*
21	Missing or multiple response	2: quit, missing, or multiple response	2: quit >1 year ago	Marked or multiple response	1: ever smoked	Stands as original value	Stands as original value	.C, question should be skipped	B F
22	Missing or multiple response	2: quit, missing, or multiple response	2: quit >1 year ago	Missing response	1: ever smoked	Stands as original value	Stands as original value	.N, valid skip	B
23	Missing or multiple response	2: quit, missing, or multiple response	-5: don't know	Missing response	Stands as original value	Stands as original value	Stands as original value	.N, valid skip	
24	Missing or multiple response	2: quit, missing, or multiple response	-5: don't know	Marked or multiple response	Stands as original value	Stands as original value	Stands as original value	.C, question should be skipped	F
25	Missing or multiple response	2: quit, missing, or multiple response	Missing or multiple response	2-5: some visits	1: ever smoked	Stands as original value	Stands as original value	Stands as original value	B
26	Missing or multiple response	2: quit, missing, or multiple response	Missing or multiple response	1: none, missing, or multiple response	Stands as original value	Stands as original value	Stands as original value	Stands as original value	
27	Missing or multiple response	-5: don't know	Marked or multiple response	Marked or multiple response	Stands as original value	Stands as original value	.C, question should be skipped	.C, question should be skipped	F
28	Missing or multiple response	-5: don't know	Marked or multiple response	Missing response	Stands as original value	Stands as original value	.C, question should be skipped	.N, valid skip	F
29	Missing or multiple response	-5: don't know	Missing response	Missing response	Stands as original value	Stands as original value	.N, valid skip	.N, valid skip	
30	Missing or multiple response	-5: don't know	Missing response	Marked or multiple response	Stands as original value	Stands as original value	.N, valid skip	.C, question should be skipped	F

* Indication of backward coding (B) or forward coding (F).

Coding Table for Note 25:

Note 25(Part A):

H02067, SEX, XSEX, H02068-H02075

N25	H02067:	SEX is:	H02068 is:	H02069--H02075 are:	XSEX is coded as:
A					
1	Missing or multiple response	F	Marked	Any marked	2, female
2	Missing or multiple response	F	Missing or multiple response	All missing or multiple response	2, female
3	Missing or multiple response	M	Marked	Any marked	1, male
4	Missing or multiple response	M	Missing or multiple response	All missing or multiple response	1, male
5	Missing or multiple response	Any value	Marked	All missing or multiple response	1, male
6	Missing or multiple response	Any value	Missing or multiple response	Any marked	2, female
7	Missing or multiple response	Z	Marked	Any marked	., missing value
8	Missing or multiple response	Z	Missing or multiple response	All missing or multiple response	., missing value
9	1, male	Any value	Marked	All missing or multiple response	1, male
10	1, male	F	Missing or multiple response	Any marked	2, female
11	1, male	M or Z	Missing or multiple response	Any marked	1, male
12	1, male	Any value	Marked	Any marked	1, male
13	1, male	Any value	Missing or multiple response	All missing or multiple response	1, male
14	2, female	Any value	Missing or multiple response	Any marked	2, female
15	2, female	M	Marked	All missing or multiple response	1, male
16	2, female	F or Z	Marked	All missing or multiple response	2, female
17	2, female	Any value	Marked	Any marked	2, female
18	2, female	Any value	Missing or multiple response	All missing or multiple response	2, female

SEX is the gender from the DEERS file. This variable is not used to override questionnaire responses, but to clear up any omissions or discrepancies in the responses.

XSEX is the recoded gender variable after taking into account the self-reported response (H02067), any responses to gender-specific questions, and the gender of the sample beneficiary from DEERS.

**Note 25 (Part B):
XSEXA, H02068**

N25B	XSEXA is:	H02068 is:	H02068 is coded as:	*
1	1: Male	Marked, missing, or multiple response	Stands as original value	
2	2: Female	Marked or multiple response	.C, question should be skipped	F
3	2: Female	Missing response	.N, valid skip	F
4	Missing	Any response	Missing value	F

* Indication of backward coding (B) or forward coding (F).

**Note 25 (Part C):
XSEXA, H02069 - H02075**

N25C	XSEXA is:	H02069--H02075 are:	H02069 --H02075 are coded as:	*
1	1: Male	“All are blank”	.N, valid skip	F
2	1: Male	At least one is “marked”	.N, valid skip if missing; .C, question should be skipped if marked	F
3	2: Female	“All are blank” or at least one is “marked”	Stands as original value	
4	Missing	“All are blank” or at least one is “marked”	Missing value	F

* Indication of backward coding (B) or forward coding (F).

Definition of “all are blank” in Coding Table for Note 25c:
All variables H02069--H02075 are missing.

Definition of “marked” in Coding Table for Note 25c:
Any pattern of marks outside the definition “all are blank.”

Coding Table for Note 26
XSEXA, AGE, H02070, H02071, H02072

N26	XSEXA is:	AGE is:	H02070 is:	H02071 & H02072 are:	H02070 is coded as:	H02071 & H02072 are coded as:	*
1	1: Male	Any value	.C, question should be skipped, or .N, valid skip	C, question should be skipped, or .N, valid skip	Stands as original value	Stands as original value	
2	2: Female	Any value	2: 40 or over	Marked, missing, or multiple response	Stands as original value	Stand as original value	
3	2: Female	Any value	1: under 40	Marked, missing or multiple response	Stands as original value	.N, valid skip if missing; .C, question should be skipped if marked	F
4	2: Female	Any value	Multiple response	Marked or multiple response	2: > 40	Stand as original value	
5	2: Female	Any value	Multiple response	Missing	1: < 40	.N, valid skip	B F
6	2: Female	Any value	Missing	Marked or multiple response	2: > 40	Stand as original value	B
7	2: Female	< 40	Missing	Missing	1: < 40	.N, valid skip	F
8	2: Female	>=40	Missing	Missing	1: < 40	.N, valid skip	B
9	2: Female	Missing	Missing	Missing	Stands as original value	Stand as original value	
10	Missing	Any value	Missing	Missing	Stands as original value	Stand as original value	

* Indication of backward coding (B) or forward coding (F).

**Coding Table for Note 27:
XSEXA, H02073, H02074, H02075**

N27	XSEXA is:	H02073 is:	H02074 is:	H02075 is:	H02073 is coded as:	H02074 is coded as:	H02075 is coded as:	*
1	1: Male	.C, question should be skipped, or .N, valid skip	.C, question should be skipped, or .N, valid skip	.C, question should be skipped, or .N, valid skip	Stands as original value	Stands as original value	Stands as original value	
2	2: Female	1: pregnant now	Marked, missing, or multiple response	Marked, missing, or multiple response	Stands as original value	Stands as original value	Stands as original value	
3	2: female	2: pregnant in last 12 months	Marked, missing or multiple response	Marked, missing or multiple response	Stands as original value	.N, valid skip if missing; .C, question should be skipped if marked	Stands as original value	F
4	2: Female	3: not pregnant in past 12 months	Marked, missing, or multiple response	Marked, missing, or multiple response	Stands as original value	.N, valid skip if missing; .C, question should be skipped if marked	.N, valid skip if missing; .C, question should be skipped if marked	F
5	2: Female	Missing or multiple response	Marked, or multiple response	Marked, missing or multiple response	1: pregnant now	Stands as original value	Stands as original value	B
6	2: Female	Missing response	Missing response	Marked, missing or multiple response	Stands as original value	Stands as original value	Stands as original value	
7	2: Female	Multiple response	Missing response	Marked, missing or multiple response	3: not pregnant in past 12 months	.N, valid skip	.N, valid skip if missing; .C, question should be skipped if marked	B F
8	Missing	Missing or multiple response	Marked, missing or multiple response	Marked, missing or multiple response	Stands as original value	Stands as original value	Stands as original value	

* Indication of backward coding (B) or forward coding (F).

**Coding Table for Note 28:
S02C20, S02C21, S02C22**

N28	S02C020 is:	S02C21 & S02C22 are:	S02C20 is coded as:	S02C21 & S02C22 are coded as:	*
1	1: yes	At least one is "marked" or "all are blank"	Stands as original value	Stand as original value	
2	1: yes, missing, or multiple response	"Blank or NA"	2: no	.N, valid skip if missing; .C, question should be skipped if marked	B
3	2: no, missing, or multiple response	At least one is "marked"	1: yes	Stand as original value	B
4	2: no	"Blank or NA" or "All are blank"	Stands as original value	.N, valid skip if missing; .C, question should be skipped if marked	F
5	Missing response	"All are blank"	Stands as original value	Stand as original value	
6	Multiple response	"All are blank"	2: no	.N, valid skip	B

* Indication of backward coding (B) or forward coding (F).

Definition of "all are blank" in Coding Table for Note 28:

Responses to S02C21 and S02C22 are both missing.

Definition of "Blank or NA" in Coding Table for Note 28:

Responses to S02C21 and S02C22 are either both not applicable (-6) or a combination of missing response and not applicable (-6).

Definition of "marked" in Coding Table for Note 28:

Any pattern of marks outside the definitions "all are blank" and "Blank or No or NA."

**Coding Table for Note 29:
S02E01, S02E02-S02E09**

N29	S02E01 is:	S02E02-S02E09 are:	S02E01 is coded as:	S02E02-S02E09 are coded as:	*
1	1: yes	At least one is "marked" or "all are blank"	Stands as original value	Stand as original value	
2	1: yes, missing, or multiple response	"Blank or NA"	2: no	.N, valid skip if missing; .C, question should be skipped if marked	B
3	2: no, missing, or multiple response	At least one is "marked"	1: yes	Stand as original value	B
4	2: no	"Blank or NA" or "all are blank"	Stands as original value	.N, valid skip if missing; .C, question should be skipped if marked	
5	Missing response	"All are blank"	Stands as original value	Stand as original value	
6	Multiple response	"All are blank"	2: no	.N, valid skip	B

* Indication of backward coding (B) or forward coding (F).

Definition of "all are blank" in Coding Table for Note 29:
Responses to S02E02-S02E09 are all missing.

Definition of "blank or NA" in Coding Table for Note 29:
Responses to S02E02-S02E09 are either all not applicable (-6) or a combination of missing and not applicable (-6).

Definition of "marked" in Coding Table for Note 29:
Any pattern of marks outside the definitions "all are blank," "blank or NA," or "blank or don't know."

**Coding Table for Note 30:
S02E06, S02E07**

N30	S02E06 is:	S02E07 is:	S02E06 is coded as:	S02E07 is coded as:	*
1	.N, valid skip .C, question should be skipped	.N, valid skip .C, question should be skipped	Stands as original value	Stand as original value	
2	1: yes, Missing or Multiple Response	1-2, missing, or multiple response	Stands as original value	Stands as original value	
3	2: no or -6: I am not active duty	1-2, Missing, or multiple response	Stands as original value	.N, valid skip if missing, .C, question should be skipped if marked	F
4	Missing response	Multiple response	1: yes	Stands as original value	B
5	Missing response	Missing response	Stands as original value	Stands as original value	
6	Multiple response	Missing response	Stands as original value	.N, valid skip	B
7	Multiple response	Multiple response	Stands as original value	Stands as original value	

* Indication of forward coding (F).

CODING SCHEME AND CODING TABLES - QUARTER III

2000 HEALTH CARE SURVEY OF DOD BENEFICIARIES (HCSDB) CODING SCHEME AND CODING TABLES

BASIC SAS AND ASCII/EBCDIC MISSING DATA AND NOT APPLICABLE CODES

SAS		ASCII/EBCDIC	
Numeric		Numeric	Description
.		-9	No response
.A		-8	Multiple response error
.O		-7	Out of range error
.N		-6	Not Applicable or valid skip
.D		-5	Scalable response of "Don't know" or "not sure"
.I		-4	Incomplete grid error
.C		-1	Question should have been skipped.

Missing values '.', multiple responses '.A', and incomplete grids '.I' are encoded prior to implementation of the Coding Scheme Notes (see below).

**Coding Table for Note 1:
H02006, H02007**

N1	H02006 is:	H02007 is:	H02006 is coded as:	H02007 is coded as:	*
1	1-12, health plan, -5, not sure	Marked, missing, or multiple response	Stands as original value	Stands as original value	
2	-6, no usage in past 12 months	Marked or multiple response	Stands as original value	.C, question should be skipped	F
3	-6, no usage in past 12 months	Missing response	Stands as original value	.N, valid skip	F
4	Missing response	Marked, missing, or multiple response	Stands as original value	Stands as original value	
5	Multiple response	Marked or multiple response	Stands as original value	Stands as original value	
6	Multiple response	Missing response	-6: Did not use any health plan in the last 12 months	.N, valid skip	B

* Indication of backward coding (B) or forward coding (F).

**Coding Table for Note 2:
H02008, H02009**

N2	H02008 is:	H02009 is:	H02008 is coded as:	H02009 is coded as:	*
1	1: yes	1-3, missing, or multiple response	Stands as original value	Stands as original value	
2	1: yes, missing, or multiple response	-6: didn't get a new doctor	2: No	.C question should be skipped	B
3	2: no, missing, or multiple response	1- 3	1: yes	Stands as original value	B
4	2: no	Missing, multiple response, or -6: didn't get a new doctor	Stands as original value	.N, valid skip if missing, .C, question should be skipped if marked	F
5	Missing response	Multiple response	1: yes	Stands as original value	B
6	Missing response	Missing response	Stands as original value	Stands as original value	
7	Multiple response	Missing response	2: no	.N, valid skip	B
8	Multiple response	Multiple response	Stands as original value	Stands as original value	

* Indication of backward coding (B) or forward coding (F).

**Coding Table for Note 3:
H02010, H02011**

N3	H02010 is:	H02011 is:	H02010 is coded as:	H02011 is coded as:	*
1	1: yes	0-10, missing, or multiple response	Stands as original value	Stand as original value	
2	1: yes, missing, or multiple response	-6, I don't have a personal doctor or nurse	2: no	.C, question should be skipped	B F
3	2: no, missing, or multiple response	0-10 or multiple response	1: yes	Stands as original value	B
4	2: no	-6, I don't have a personal doctor or nurse, or missing	Stands as original value	.N, valid skip if missing; .C, question should be skipped if marked	F
5	Missing response	Missing response	Stands as original value	Stands as original value	
6	Missing response	Multiple response	Stands as original value	Stands as original value	
7	Multiple response	Missing response	2: no	.N, valid skip	B
8	Multiple response	Multiple response	Stands as original value	Stands as original value	

* Indication of backward coding (B) or forward coding (F).

**Coding Table for Note 4:
H02012, H02013, H02014**

N4	H02012 is:	H02013 & H02014 are:	H02012 is coded as:	H02013 & H02014 are coded as:	*
1	1: yes	At least one is "marked" or "all are blank"	Stands as original value	Stand as original value	
2	1: yes, missing, or multiple response	"Blank or NA"	2: no	.N, valid skip if missing; .C, question should be skipped if marked	B
3	2: no, missing, or multiple response	At least one is "marked"	1: yes	Stand as original value	B
4	2: no	"Blank or NA" or "all are blank"	Stands as original value	.N, valid skip if missing; .C, question should be skipped if marked	F
5	Missing response	"All are blank"	Stands as original value	Stand as original value	
6	Multiple response	"All are blank"	2: no	.N, valid skip	B

* Indication of backward coding (B) or forward coding (F).

Definition of "all are blank" in Coding Table for Note 4:
Responses to H02013 and H02014 are both missing.

Definition of "blank or NA" in Coding Table for Note 4:
Response to H02013 is not applicable (-6), and H02014 is missing.

Definition of "marked" in Coding Table for Note 4:
Any pattern of marks outside the definitions "all are blank" and "blank or NA"

**Coding Table for Note 5:
H02013, H02014**

N5	H02013 is:	H02014 is:	H02013 is coded as:	H02014 is coded as:	*
1	.N valid skip or .C question should be skipped	.N valid skip or .C question should be skipped	Stands as original value	Stands as original value	
2	1-2, missing or multiple response	1,2, missing or multiple response	Stands as original value	Stands as original value	
3	3: not sure, -6: Not a member of TRICARE Prime, missing, or multiple response	1,2, missing or multiple response	Stands as original value	.N, valid skip if missing, .C, question should be skipped if marked	

* Indication of backward coding (B) or forward coding (F).

**Coding Table for Note 6:
H02015, H02016**

N6	H02015 is:	H02016 is:	H02015 is coded as:	H02016 is coded as:	*
1	1: yes	1, 2, 3, missing, or multiple response	Stands as original value	Stands as original value	
2	1: yes, missing, or multiple response	-6: didn't need to see a specialist	2: No	.C question should be skipped	B
3	2: no, missing, or multiple response	1, 2, 3	1: yes	Stands as original value	B
4	2: no	Missing, multiple response, or -6: didn't need to see a specialist	Stands as original value	.N, valid skip if missing, .C, question should be skipped if marked	F
5	Missing response	Multiple response	1: yes	Stands as original value	B
6	Missing response	Missing response	Stands as original value	Stands as original value	
7	Multiple response	Multiple response	Stands as original value	Stands as original value	
8	Multiple response	Missing response	2: no	.N, valid skip	B

* Indication of backward coding (B) or forward coding (F).

**Coding Table for Note 7:
H02017, H02018, H02019**

N7	H02017 is:	H02018, H02019 Are:	H02017 is coded as:	H02018, H02019 Are coded as:	*
1	1: yes	“All are blank” or at least one is “marked”	Stands as original value	Stand as original value	
2	1: yes, missing, or multiple response	“Blank or NA”	2:no	.N, valid skip if missing; .C, question should be skipped if marked	B F
3	2: no, missing, or multiple response	At least one is “marked”	1: yes	Stand as original value	B
4	2: no	“All are blank” or “blank or NA”	Stands as original value	.N, valid skip if missing, .C, question should be skipped if marked	F
5	Missing response	“All are blank”	Stands as original value	Stand as original value	
6	Multiple response	“All are blank”	2: no	.N, valid skip	B

* Indication of backward coding (B) or forward coding (F).

Definition of “all are blank” in Coding Table for Note 7:
H02018 and H0219 are all missing.

Definition of “blank or NA” in Coding Table for Note 7:
H02018 and H02019 are either not applicable (-6), or a combination of not applicable (-6) and missing.

Definition of “marked” in Coding Table for Note 7:
Any pattern of marks outside the definitions “all are blank” and “blank or NA.”

**Coding Table for Note 8:
H02020, H02021**

N8	H02020 is:	H02021 is:	H02020 is coded as:	H02021 is coded as:	*
1	1: yes	1-4: how often, missing, or multiple response	Stands as original value	Stands as original value	
2	1: yes, missing, or multiple response	-6: no calls	2: no	.C, question should be skipped	B F
3	2: no, missing or multiple response	1-4: how often	1: yes	Stands as original value	B
4	2: no	-6: no calls, missing, or multiple response	Stands as original value	.N, valid skip if missing; .C, question should be skipped if marked	F
5	Missing response	Multiple response	1: yes	Stands as original value	B
6	Missing response	Missing response	Stands as original value	Stands as original value	
7	Multiple response	Multiple response	Stands as original value	Stands as original value	
8	Multiple response	Missing response	2: no	.N, valid skip	B

* Indication of backward coding (B) or forward coding (F).

**Coding Table for Note 9:
H02022, H02023, H02024**

N9	H02022 is:	H02023 & H02024 are:	H02022 is coded as:	H02023 & H02024 are coded as:	*
1	1: yes	At least one is “marked” or “all are blank”	Stands as original value	Stand as original value	
2	1: yes, missing, or multiple response	“Blank or NA”	2: no	.N, valid skip if missing; .C, question should be skipped if marked	B
3	2: no, missing, or multiple response	At least one is “marked”	1: yes	Stand as original value	B
4	2: no	“Blank or NA” or “all are blank”	Stands as original value	.N, valid skip if missing; .C, question should be skipped if marked	F
5	Missing response	“All are blank”	Stands as original value	Stand as original value	
6	Multiple response	“All are blank”	2: no	.N, valid skip	B

* Indication of backward coding (B) or forward coding (F).

Definition of “all are blank” in Coding Table for Note 9:
Responses to H02023 and H02024 are both missing.

Definition of “blank or NA” in Coding Table for Note 9:
Responses to H02023 and H02024 are either all not applicable (-6) or a combination of missing response and not applicable (-6).

Definition of “marked” in Coding Table for Note 9:
Any pattern of marks outside the definitions “all are blank” and “blank or NA”

**Coding Table for Note 10:
H02025, H02026, H02027**

N10	H02025 is:	H02026 & H02027 are:	H02025 is coded as:	H02026 & H02027 are coded as:	*
1	1: yes	At least one is “marked” or “all are blank”	Stands as original value	Stand as original value	
2	1: yes, missing, or multiple response	“Blank or NA”	2: no	.N, valid skip if missing; .C, question should be skipped if marked	B
3	2: no, missing, or multiple response	At least one is “marked”	1: yes	Stand as original value	B
4	2: no	“Blank or NA” or “all are blank”	Stands as original value	.N, valid skip if missing; .C, question should be skipped if marked	F
5	Missing response	“All are blank”	Stands as original value	Stand as original value	
6	Multiple response	“All are blank”	2: no	.N, valid skip	B

* Indication of backward coding (B) or forward coding (F).

Definition of “all are blank” in Coding Table for Note 10:
Responses to H02026 and H02027 are both missing.

Definition of “blank or NA” in Coding Table for Note 10:
Responses to H02026 and H02027 are either both not applicable (-6) or a combination of missing response and not applicable (-6).

Definition of “marked” in Coding Table for Note 10:
Any pattern of marks outside the definitions “all are blank” and “blank or NA”

**Coding Table for Note 11:
H02029, H02030-H02039**

N12	H02029 is:	H02030- H02039 are:	H02029 is coded as:	H02030- H02039 are coded as:	*
1	1: None	“All are blank” or “blank or NA”	Stands as original value	.N, valid skip if missing, .C, question should be skipped if marked	F
2	1: none, missing, or multiple response	At least one is “marked”	Stands as original value	Stand as original value	
3	2-7, missing, or multiple response	“Blank or NA”	1: None	.N, valid skip if missing; .C, question should be skipped if marked	B
4	2-7	At least one is “marked” or “all are blank”	Stands as original value	Stand as original value	F
5	Missing response	“All are blank”	Stands as original value	Stand as original value	
6	Multiple response	“All are blank”	1: None	.N, valid skip	B

* Indication of backward coding (B) or forward coding (F).

Definition of “all are blank” in Coding Table for Note 11:

Responses to H02030-H02039 are all missing.

Definition of “Blank or No or NA” in Coding Table for Note 11:

Responses to H02030-H02039 are either all not applicable (-6) or a combination of missing response and not applicable (-6)

Definition of “marked” in Coding Table for Note 11:

Any pattern of marks outside the definitions “all are blank” and “Blank or No or NA.”

**Coding Table for Note 12:
S02D01, S02D02-S02D03**

N12	S02D01 is:	S02D02 is:	S02D03 is:	S02D01 is coded as:	S02D02 & S02D03 are coded as:	*
1	1:yes	Any value	0-10 or multiple response	Stands as original value	Stands as original value	
2	1: Yes	1:none or missing	Missing or -6: didn't have any dental care	2:No	.N, valid skip if missing; .C, question should be skipped if marked	B F
3	1: Yes	2-7 or multiple response	Any value	Stands as original value	Stands as original value	
4	2: No	1: none or missing	-6: didn't have any dental care, or missing	Stands as original value	.N, valid skip if missing; .C, question should be skipped if marked	F
5	2: No, missing, or multiple response	Any value	0-10 or multiple response	1:Yes	Stands as original value	B
6	2: No, missing, or multiple response	2-7 or multiple response	Any value	1:Yes	Stands as original value	B
7	Missing	1:none or missing	-6: didn't have any dental care, or missing	Stands as original value	Stands as original value	
8	Multiple response	1:none or missing	-6: didn't have any dental care, or missing	Stands as original value	Stands as original value	

* Indication of backward coding (B) or forward coding (F).

**Coding Table for Note 13:
S02M01, S02M02-S02M03**

N13	S02M01 is:	S02M02 & S02M03 are:	S02M01 is coded as:	S02M02 & S02M03 are coded as:	*
1	1: yes	At least one is "marked" or "all are blank"	Stands as original value	Stand as original value	
2	1: yes, missing, or multiple response	"Blank or NA"	2: no	.N, valid skip if missing; .C, question should be skipped if marked	B
3	2: no, missing, or multiple response	At least one is "marked"	1: yes	Stand as original value	B
4	2: no	"Blank or NA" or "all are blank"	Stands as original value	.N, valid skip if missing; .C, question should be skipped if marked	F
5	Missing response	"All are blank"	Stands as original value	Stand as original value	
6	Multiple response	"All are blank"	2: no	.N, valid skip	B

* Indication of backward coding (B) or forward coding (F).

Definition of "all are blank" in Coding Table for Note 13:
Responses to S02M02 and S02M03 are both missing.

Definition of "blank or NA" in Coding Table for Note 13:
Responses to S02M02 and S02M03 are either both not applicable (-6) or a combination of missing response and not applicable (-6).

Definition of "marked" in Coding Table for Note 13:
Any pattern of marks outside the definitions "all are blank" and "blank or NA"

**Coding Table for Note 14:
S02P01, S02P02-S02P03**

N14	S02P01 is:	S02P02 & S02P03 are:	S02P01 is coded as:	S02P02 & S02P03 are coded as:	*
1	1: yes	At least one is “marked” or “all are blank”	Stands as original value	Stand as original value	
2	1: yes, missing, or multiple response	“Blank or NA”	2: no	.N, valid skip if missing; .C, question should be skipped if marked	B
3	2: no, missing, or multiple response	At least one is “marked”	1: yes	Stand as original value	B
4	2: no	“Blank or NA” or “all are blank”	Stands as original value	.N, valid skip if missing; .C, question should be skipped if marked	F
5	Missing response	“All are blank”	Stands as original value	Stand as original value	
6	Multiple response	“All are blank”	2: no	.N, valid skip	B

* Indication of backward coding (B) or forward coding (F).

Definition of “all are blank” in Coding Table for Note 14:
Responses to S02P02 and S02P03 are both missing.

Definition of “blank or NA” in Coding Table for Note 14:
Responses to S02P02 and S02P03 are either both not applicable (-6) or a combination of missing response and not applicable (-6).

Definition of “marked” in Coding Table for Note 14:
Any pattern of marks outside the definitions “all are blank” and “blank or NA”

**Coding Table for Note 15:
H02043, H02044-H02046**

N15	H02043 is:	H02044-H02046 are:	H02043 is coded as:	H02044-H02046 are coded as:	*
1	1: yes	At least one is "marked", "all are blank" or "blank or don't know"	Stands as original value	Stand as original value	
2	1: yes, -5: don't know, missing, or multiple response	"Blank or NA"	2: no	.N, valid skip if missing; .C, question should be skipped if marked	B
3	-5: don't know	At least one is "marked"	1:yes	Stand as original value	B
4	-5: don't know	"Blank or don't know"	Stands as original value	.N, valid skip if missing; .C, question should be skipped if marked	B F
5	2: no, missing, or multiple response	At least one is "marked" or "blank or don't know"	1: yes	Stand as original value	B
6	2: no, -5: don't know	"Blank or NA" or "all are blank"	Stands as original value	.N, valid skip if missing; .C, question should be skipped if marked	
7	Missing response	"All are blank"	Stands as original value	Stand as original value	
8	Multiple response	"All are blank"	2: no	.N, valid skip	B

* Indication of backward coding (B) or forward coding (F).

Definition of "all are blank" in Coding Table for Note 15:
Responses to H02044-H02046 are all missing.

Definition of "blank or NA" in Coding Table for Note 15:
Responses to H02044-H02046 are either all not applicable (-6) or a combination of missing and not applicable (-6).

Definition of "blank or don't know" in Coding Table for Note 15:
Responses to H02044-H02046 are either all don't know (-5) or a combination of missing and don't know (-5).

Definition of "marked" in Coding Table for Note 15:
Any pattern of marks outside the definitions "all are blank," "blank or NA," or "blank or don't know."

**Table for Note 16:
H02047, H02048**

N16	H02047 is:	H02048 is:	H02047 is coded as:	H02048 is coded as:	*
1	1: yes	1-3: categorize problem, missing, or multiple response	Stands as original value	Stands as original value	
2	1: yes, missing, or multiple response	-6: not applicable	2: no	.C, question should be skipped	B F
3	2: no, missing, or multiple response	1-3: categorize problem or multiple response	1: yes	Stands as original value	B
4	2: no	-6: not applicable, missing, or multiple response	Stands as original value	.N, valid skip if missing; .C, question should be skipped if marked	F
5	Missing response	Multiple response	1: yes	Stands as original value	B
6	Missing response	Missing response	Stands as original value	Stands as original value	
7	Multiple response	Multiple response	Stands as original value	Stands as original value	
8	Multiple response	Missing response	2: no	.N, valid skip	B

* Indication of backward coding (B) or forward coding (F).

**Coding Table for Note 17:
H02049, H02050**

N17	H02049 is:	H02050 is:	H02049 is coded as:	H02050 is coded as:	*
1	1: yes	1-3: categorize problem, missing, or multiple response	Stands as original value	Stands as original value	
2	1: yes, missing, or multiple response	-6: not applicable	2: no	.C, question should be skipped	B F
3	2: no, missing, or multiple response	1-3: categorize problem or multiple response	1: yes	Stands as original value	B
4	2: no	-6: not applicable, missing, or multiple response	Stands as original value	.N, valid skip if missing; .C, question should be skipped if marked	F
5	Missing response	Multiple response	1: yes	Stands as original value	B
6	Missing response	Missing response	Stands as original value	Stands as original value	
7	Multiple response	Multiple response	Stands as original value	Stands as original value	
8	Multiple response	Missing response	2: no	.N, valid skip	B

* Indication of backward coding (B) or forward coding (F).

**Coding Table for Note 18:
H02051, H02052, H02053**

N18	H02051 is:	H02052 & H02053 are:	H02051 is coded as:	H02052 & H02053 are coded as:	*
1	1: yes	At least one is “marked” or “all are blank”	Stands as original value	Stand as original value	
2	1: yes, missing, or multiple response	“Blank or NA”	2: no	.N, valid skip if missing; .C, question should be skipped if marked	B
3	2: no, missing, or multiple response	At least one is “marked”	1: yes	Stand as original value	B
4	2: no	“Blank or NA” or “all are blank”	Stands as original value	.N, valid skip if missing; .C, question should be skipped if marked	F
5	Missing response	“All are blank”	Stands as original value	Stand as original value	
6	Multiple response	“All are blank”	2: no	.N, valid skip	B

* Indication of backward coding (B) or forward coding (F).

Definition of “all are blank” in Coding Table for Note 18:

Responses to H02052 and H02053 are both missing.

Definition of “blank or NA” in Coding Table for Note 18:

Responses to H02052 and H02053 are either all not applicable (-6) or a combination of missing response and not applicable (-6).

Definition of “marked” in Coding Table for Note 18:

Any pattern of marks outside the definitions “all are blank” and “blank or NA”

**Coding Table for Note 19:
H02054, H02055**

N19	H02054 is:	H02055 is:	H02054 is coded as:	H02055 is coded as:	*
1	1: yes	1-3: categorize problem, missing, or multiple response	Stands as original value	Stands as original value	
2	1: yes, missing, or multiple response	-6: not applicable	2: no	.C, question should be skipped	B F
3	2: no, missing, or multiple response	1-3: categorize problem, or multiple response	1: yes	Stands as original value	B
4	2: no	-6: not applicable or missing response	Stands as original value	.N, valid skip if missing; .C, question should be skipped if marked	
5	Missing response	Multiple response	1: yes	Stands as original value	B
6	Missing response	Missing response	Stands as original value	Stands as original value	
7	Multiple response	Missing response	2: no	.N, valid skip	B
8	Multiple response	Multiple response	Stands as original value	Stands as original value	

* Indication of backward coding (B) or forward coding (F).

**Coding Table for Note 24:
H02063--H02066**

N24	H02063 Is:	H02064 is:	H02065 is:	H02066 is:	H02063 is coded as:	H02064 is coded as:	H02065 is coded as:	H02066 is coded as:	*
1	1: ever smoked	3 or 4: still smoke	Marked or multiple response	Any value	Stands as original value	Stands as original value	.C, question should be skipped	Stands as original value	F
2	1: ever smoked	3 or 4: still smoke	Missing response	Any value	Stands as original value	Stands as original value	.N, valid skip	Stands as original value	
3	1: ever smoked	2: quit	2: quit >1 year ago or -5: don't know	Marked or multiple response	Stands as original value	Stands as original value	Stands as original value	.C, question should be skipped	F
4	1: ever smoked	2: quit	2: quit >1 year ago or -5: don't know	Missing response	Stands as original value	Stands as original value	Stands as original value	.N, valid skip	
5	1: ever smoked	2: quit	3: quit <1 year ago, missing, or multiple response	Any value	Stands as original value	Stands as original value	Stands as original value	Stands as original value	
6	1: ever smoked	-5: don't know, missing, or multiple response	2: quit >1 year ago	Marked or multiple response	Stands as original value	2: quit	Stands as original value	.C, question should be skipped	F B
7	1: ever smoked	-5: don't know, missing, or multiple response	2: quit >1 year ago	Missing response	Stands as original value	2: quit	Stands as original value	.N, valid skip	F B
8	1: ever smoked	-5: don't know, missing, or multiple response	3: quit <1 year ago	Any value	Stands as original value	2: quit	Stands as original value	Stands as original value	B
9	1: ever smoked	-5: don't know, missing, or multiple response	-5: don't know, missing, or multiple response	Any value	Stands as original value	Stands as original value	Stands as original value	Stands as original value	
10	2: never, -5: don't know, missing, or multiple response	3 or 4: still smoke	Marked or multiple response	Any value	1: ever smoked	Stands as original value	.C, question should be skipped	Stands as original value	B F

* Indication of backward coding (B) or forward coding (F).

Coding Table for Note 24 continued:

N24	H02063 Is:	H02064 is:	H02065 is:	H02066 is:	H02063 is coded as:	H02064 is coded as:	H02065 is coded as:	H02066 is coded as:	*
11	2: never, -5: don't know, missing, or multiple response	3 or 4: still smoke	Missing response	Any value	1: ever smoked	Stands as original value	.N, valid skip	Stands as original value	B
12	2: never or -5: don't know	2: quit, -5: don't know, or multiple response	Marked or multiple response	Marked or multiple response	Stands as original value	.C, question should be skipped	.C, question should be skipped	.C, question should be skipped	F
13	2: never or -5: don't know	2: quit, -5: don't know, or multiple response	Marked or multiple response	Missing response	Stands as original value	.C, question should be skipped	.C, question should be skipped	.N, valid skip	F
14	2: never or -5: don't know	2: quit, -5: don't know, or multiple response	Missing response	Marked or multiple response	Stands as original value	.C, question should be skipped	.N, valid skip	.C, question should be skipped	F
15	2: never or -5: don't know	2: quit, -5: don't know, or multiple response	Missing response	Missing response	Stands as original value	.C, question should be skipped	.N, valid skip	.N, valid skip	F
16	2: never or -5: don't know	Missing response	Marked or multiple response	Marked or multiple response	Stands as original value	.N, valid skip	.C, question should be skipped	.C, question should be skipped	F
17	2: never or -5: don't know	Missing response	Marked or multiple response	Missing response	Stands as original value	.N, valid skip	.C, question should be skipped	.N, valid skip	F
18	2: never or -5: don't know	Missing response	Missing response	Marked or multiple response	Stands as original value	.N, valid skip	.N, valid skip	.C, question should be skipped	F
19	2: never or -5: don't know	Missing response	Missing response	Missing response	Stands as original value	.N, valid skip	.N, valid skip	.N, valid skip	
20	Missing or multiple response	2: quit, missing, or multiple response	3: quit <1 year ago	Any value	1: ever smoked	Stands as original value	Stands as original value	Stands as original value	B

* Indication of backward coding (B) or forward coding (F).

Coding Table for Note 24 continued:

N24	H02063 Is:	H02064 is:	H02065 is:	H02066 is:	H02063 is coded as:	H02064 is coded as:	H02065 is coded as:	H02066 is coded as:	*
21	Missing or multiple response	2: quit, missing, or multiple response	2: quit >1 year ago	Marked or multiple response	1: ever smoked	Stands as original value	Stands as original value	.C, question should be skipped	B F
22	Missing or multiple response	2: quit, missing, or multiple response	2: quit >1 year ago	Missing response	1: ever smoked	Stands as original value	Stands as original value	.N, valid skip	B
23	Missing or multiple response	2: quit, missing, or multiple response	-5: don't know	Missing response	Stands as original value	Stands as original value	Stands as original value	.N, valid skip	
24	Missing or multiple response	2: quit, missing, or multiple response	-5: don't know	Marked or multiple response	Stands as original value	Stands as original value	Stands as original value	.C, question should be skipped	F
25	Missing or multiple response	2: quit, missing, or multiple response	Missing or multiple response	2-5: some visits	1: ever smoked	Stands as original value	Stands as original value	Stands as original value	B
26	Missing or multiple response	2: quit, missing, or multiple response	Missing or multiple response	1: none, missing, or multiple response	Stands as original value	Stands as original value	Stands as original value	Stands as original value	
27	Missing or multiple response	-5: don't know	Marked or multiple response	Marked or multiple response	Stands as original value	Stands as original value	.C, question should be skipped	.C, question should be skipped	F
28	Missing or multiple response	-5: don't know	Marked or multiple response	Missing response	Stands as original value	Stands as original value	.C, question should be skipped	.N, valid skip	F
29	Missing or multiple response	-5: don't know	Missing response	Missing response	Stands as original value	Stands as original value	.N, valid skip	.N, valid skip	
30	Missing or multiple response	-5: don't know	Missing response	Marked or multiple response	Stands as original value	Stands as original value	.N, valid skip	.C, question should be skipped	F

* Indication of backward coding (B) or forward coding (F).

Coding Table for Note 25:

Note 25(Part A):

H02067, SEX, XSEXA, H02068-H02075

N25	H02067:	SEX is:	H02068 is:	H02069--H02075 are:	XSEXA is coded as:
A					
1	Missing or multiple response	F	Marked	Any marked	2, female
2	Missing or multiple response	F	Missing or multiple response	All missing or multiple response	2, female
3	Missing or multiple response	M	Marked	Any marked	1, male
4	Missing or multiple response	M	Missing or multiple response	All missing or multiple response	1, male
5	Missing or multiple response	Any value	Marked	All missing or multiple response	1, male
6	Missing or multiple response	Any value	Missing or multiple response	Any marked	2, female
7	Missing or multiple response	Z	Marked	Any marked	., missing value
8	Missing or multiple response	Z	Missing or multiple response	All missing or multiple response	., missing value
9	1, male	Any value	Marked	All missing or multiple response	1, male
10	1, male	F	Missing or multiple response	Any marked	2, female
11	1, male	M or Z	Missing or multiple response	Any marked	1, male
12	1, male	Any value	Marked	Any marked	1, male
13	1, male	Any value	Missing or multiple response	All missing or multiple response	1, male
14	2, female	Any value	Missing or multiple response	Any marked	2, female
15	2, female	M	Marked	All missing or multiple response	1, male
16	2, female	F or Z	Marked	All missing or multiple response	2, female
17	2, female	Any value	Marked	Any marked	2, female
18	2, female	Any value	Missing or multiple response	All missing or multiple response	2, female

SEX is the gender from the DEERS file. This variable is not used to override questionnaire responses, but to clear up any omissions or discrepancies in the responses.

XSEXA is the recoded gender variable after taking into account the self-reported response (H02067), any responses to gender-specific questions, and the gender of the sample beneficiary from DEERS.

**Note 25 (Part B):
XSEXA, H02068**

N25B	XSEXA is:	H02068 is:	H02068 is coded as:	*
1	1: Male	Marked, missing, or multiple response	Stands as original value	
2	2: Female	Marked or multiple response	.C, question should be skipped	F
3	2: Female	Missing response	.N, valid skip	F
4	Missing	Any response	Missing value	F

* Indication of backward coding (B) or forward coding (F).

**Note 25 (Part C):
XSEXA, H02069 - H02075**

N25C	XSEXA is:	H02069--H02075 are:	H02069 --H02075 are coded as:	*
1	1: Male	"All are blank"	.N, valid skip	F
2	1: Male	At least one is "marked"	.N, valid skip if missing; .C, question should be skipped if marked	F
3	2: Female	"All are blank" or at least one is "marked"	Stands as original value	
4	Missing	"All are blank" or at least one is "marked"	Missing value	F

* Indication of backward coding (B) or forward coding (F).

Definition of "all are blank" in Coding Table for Note 25c:
All variables H02069--H02075 are missing.

Definition of "marked" in Coding Table for Note 25c:
Any pattern of marks outside the definition "all are blank."

Coding Table for Note 26
XSEXA, AGE, H02070, H02071, H02072

N26	XSEXA is:	AGE is:	H02070 is:	H02071 & H02072 are:	H02070 is coded as:	H02071 & H02072 are coded as:	*
1	1: Male	Any value	.C, question should be skipped, or .N, valid skip	C, question should be skipped, or .N, valid skip	Stands as original value	Stands as original value	
2	2: Female	Any value	2: 40 or over	Marked, missing, or multiple response	Stands as original value	Stand as original value	
3	2: Female	Any value	1: under 40	Marked, missing or multiple response	Stands as original value	.N, valid skip if missing; .C, question should be skipped if marked	F
4	2: Female	Any value	Multiple response	Marked or multiple response	2: > 40	Stand as original value	
5	2: Female	Any value	Multiple response	Missing	1: < 40	.N, valid skip	B F
6	2: Female	Any value	Missing	Marked or multiple response	2: > 40	Stand as original value	B
7	2: Female	< 40	Missing	Missing	1: < 40	.N, valid skip	F
8	2: Female	>=40	Missing	Missing	1: < 40	.N, valid skip	B
9	2: Female	Missing	Missing	Missing	Stands as original value	Stand as original value	
10	Missing	Any value	Missing	Missing	Stands as original value	Stand as original value	

* Indication of backward coding (B) or forward coding (F).

**Coding Table for Note 27:
XSEXA, H02073, H02074, H02075**

N27	XSEXA is:	H02073 is:	H02074 is:	H02075 is:	H02073 is coded as:	H02074 is coded as:	H02075 is coded as:	*
1	1: Male	.C, question should be skipped, or .N, valid skip	.C, question should be skipped, or .N, valid skip	.C, question should be skipped, or .N, valid skip	Stands as original value	Stands as original value	Stands as original value	
2	2: Female	1: pregnant now	Marked, missing, or multiple response	Marked, missing, or multiple response	Stands as original value	Stands as original value	Stands as original value	
3	2: female	2: pregnant in last 12 months	Marked, missing or multiple response	Marked, missing or multiple response	Stands as original value	.N, valid skip if missing; .C, question should be skipped if marked	Stands as original value	F
4	2: Female	3: not pregnant in past 12 months	Marked, missing, or multiple response	Marked, missing, or multiple response	Stands as original value	.N, valid skip if missing; .C, question should be skipped if marked	.N, valid skip if missing; .C, question should be skipped if marked	F
5	2: Female	Missing or multiple response	Marked, or multiple response	Marked, missing or multiple response	1: pregnant now	Stands as original value	Stands as original value	B
6	2: Female	Missing response	Missing response	Marked, missing or multiple response	Stands as original value	Stands as original value	Stands as original value	
7	2: Female	Multiple response	Missing response	Marked, missing or multiple response	3: not pregnant in past 12 months	.N, valid skip	.N, valid skip if missing; .C, question should be skipped if marked	B F
8	Missing	Missing or multiple response	Marked, missing or multiple response	Marked, missing or multiple response	Stands as original value	Stands as original value	Stands as original value	

* Indication of backward coding (B) or forward coding (F).

CODING SCHEME AND CODING TABLES – QUARTER IV

2002 HEALTH CARE SURVEY OF DOD BENEFICIARIES (HCSDB) CODING SCHEME AND CODING TABLES

BASIC SAS AND ASCII/EBCDIC MISSING DATA AND NOT APPLICABLE CODES

SAS		ASCII/EBCDIC	
Numeric		Numeric	Description
.		-9	No response
.A		-8	Multiple response error
.O		-7	Out of range error
.N		-6	Not Applicable or valid skip
.D		-5	Scalable response of “Don’t know” or “not sure”
.I		-4	Incomplete grid error
.C		-1	Question should have been skipped.

Missing values ‘.’, multiple responses ‘.A’, and incomplete grids ‘.I’ are encoded prior to implementation of the Coding Scheme Notes (see below).

**Coding Table for Note 1:
H02006, H02007**

N1	H02006 is:	H02007 is:	H02006 is coded as:	H02007 is coded as:	*
1	1-11, health plan, -5, not sure	Marked, missing, or multiple response	Stands as original value	Stands as original value	
2	-6, no usage in past 12 months	Marked or multiple response	Stands as original value	.C, question should be skipped	F
3	-6, no usage in past 12 months	Missing response	Stands as original value	.N, valid skip	F
4	Missing response	Marked, missing, or multiple response	Stands as original value	Stands as original value	
5	Multiple response	Marked or multiple response	Stands as original value	Stands as original value	
6	Multiple response	Missing response	-6: Did not use any health plan in the last 12 months	.N, valid skip	B

* Indication of backward coding (B) or forward coding (F).

**Coding Table for Note 2:
H02008, H02009**

N2	H02008 is:	H02009 is:	H02008 is coded as:	H02009 is coded as:	*
1	1: yes	1-3, missing, or multiple response	Stands as original value	Stands as original value	
2	1: yes, missing, or multiple response	-6: didn't get a new doctor	2: No	.C question should be skipped	B
3	2: no, missing, or multiple response	1- 3	1: yes	Stands as original value	B
4	2: no	Missing, multiple response, or -6: didn't get a new doctor	Stands as original value	.N, valid skip if missing, .C, question should be skipped if marked	F
5	Missing response	Multiple response	1: yes	Stands as original value	B
6	Missing response	Missing response	Stands as original value	Stands as original value	
7	Multiple response	Missing response	2: no	.N, valid skip	B
8	Multiple response	Multiple response	Stands as original value	Stands as original value	

* Indication of backward coding (B) or forward coding (F).

**Coding Table for Note 3:
H02010, H02011**

N3	H02010 is:	H02011 is:	H02010 is coded as:	H02011 is coded as:	*
1	1: yes	0-10, missing, or multiple response	Stands as original value	Stand as original value	
2	1: yes, missing, or multiple response	-6, I don't have a personal doctor or nurse	2: no	.C, question should be skipped	B F
3	2: no, missing, or multiple response	0-10 or multiple response	1: yes	Stands as original value	B
4	2: no	-6, I don't have a personal doctor or nurse, or missing	Stands as original value	.N, valid skip if missing; .C, question should be skipped if marked	F
5	Missing response	Missing response	Stands as original value	Stands as original value	
6	Multiple response	Missing response	2: no	.N, valid skip	B

* Indication of backward coding (B) or forward coding (F).

**Coding Table for Note 4:
H02012, H02013, H02014**

N4	H02012 is:	H02013 & H02014 are:	H02012 is coded as:	H02013 & H02014 are coded as:	*
1	1: yes	At least one is "marked" or "all are blank"	Stands as original value	Stand as original value	
2	1: yes, missing, or multiple response	"Blank or NA"	2: no	.N, valid skip if missing; .C, question should be skipped if marked	B
3	2: no, missing, or multiple response	At least one is "marked"	1: yes	Stand as original value	B
4	2: no	"Blank or NA" or "all are blank"	Stands as original value	.N, valid skip if missing; .C, question should be skipped if marked	F
5	Missing response	"All are blank"	Stands as original value	Stand as original value	
6	Multiple response	"All are blank"	2: no	.N, valid skip	B

* Indication of backward coding (B) or forward coding (F).

Definition of "all are blank" in Coding Table for Note 4:
Responses to H02013 and H02014 are both missing.

Definition of "blank or NA" in Coding Table for Note 4:
Response to H02013 is not applicable (-6), and H02014 is missing.

Definition of "marked" in Coding Table for Note 4:
Any pattern of marks outside the definitions "all are blank" and "blank or NA"

**Coding Table for Note 5:
H02013, H02014**

N5	H02013 is:	H02014 is:	H02013 is coded as:	H02014 is coded as:	*
1	.N valid skip or .C question should be skipped	.N valid skip or .C question should be skipped	Stands as original value	Stands as original value	
2	1-2, missing or multiple response	1,2, missing or multiple response	Stands as original value	Stands as original value	
3	3: not sure, -6: Not a member of TRICARE Prime	1,2, missing or multiple response	Stands as original value	.N, valid skip if missing, .C, question should be skipped if marked	

* Indication of backward coding (B) or forward coding (F).

**Coding Table for Note 6:
H02015, H02016**

N6	H02015 is:	H02016 is:	H02015 is coded as:	H02016 is coded as:	*
1	1: yes	1, 2, 3, missing, or multiple response	Stands as original value	Stands as original value	
2	1: yes, missing, or multiple response	-6: didn't need to see a specialist	2: No	.C question should be skipped	B
3	2: no, missing, or multiple response	1, 2, 3	1: yes	Stands as original value	B
4	2: no	Missing, multiple response, or -6: didn't need to see a specialist	Stands as original value	.N, valid skip if missing, .C, question should be skipped if marked	F
5	Missing response	Multiple response	1: yes	Stands as original value	B
6	Missing response	Missing response	Stands as original value	Stands as original value	
7	Multiple response	Multiple response	Stands as original value	Stands as original value	
8	Multiple response	Missing response	2: no	.N, valid skip	B

* Indication of backward coding (B) or forward coding (F).

**Coding Table for Note 7:
H02017, H02018, H02019**

N7	H02017 is:	H02018, H02019 Are:	H02017 is coded as:	H02018, H02019 Are coded as:	*
1	1: yes	“All are blank” or at least one is “marked”	Stands as original value	Stand as original value	
2	1: yes, missing, or multiple response	“Blank or NA”	2:no	.N, valid skip if missing; .C, question should be skipped if marked	B F
3	2: no, missing, or multiple response	At least one is “marked”	1: yes	Stand as original value	B
4	2: no	“All are blank” or “blank or NA”	Stands as original value	.N, valid skip if missing, .C, question should be skipped if marked	F
5	Missing response	“All are blank”	Stands as original value	Stand as original value	
6	Multiple response	“All are blank”	2: no	.N, valid skip	B

* Indication of backward coding (B) or forward coding (F).

Definition of “all are blank” in Coding Table for Note 7:
H02018 and H0219 are both missing.

Definition of “blank or NA” in Coding Table for Note 7:
H02018 and H02019 are either not applicable (-6), or a combination of not applicable (-6) and missing.

Definition of “marked” in Coding Table for Note 7:
Any pattern of marks outside the definitions “all are blank” and “blank or NA.”

**Coding Table for Note 8:
H02020, H02021**

N8	H02020 is:	H02021 is:	H02020 is coded as:	H02021 is coded as:	*
1	1: yes	1-4: how often, missing, or multiple response	Stands as original value	Stands as original value	
2	1: yes, missing, or multiple response	-6: no calls	2: no	.C, question should be skipped	B F
3	2: no, missing or multiple response	1-4: how often	1: yes	Stands as original value	B
4	2: no	-6: no calls, missing, or multiple response	Stands as original value	.N, valid skip if missing; .C, question should be skipped if marked	F
5	Missing response	Multiple response	1: yes	Stands as original value	B
6	Missing response	Missing response	Stands as original value	Stands as original value	
7	Multiple response	Multiple response	Stands as original value	Stands as original value	
8	Multiple response	Missing response	2: no	.N, valid skip	B

* Indication of backward coding (B) or forward coding (F).

**Coding Table for Note 9:
H02022, H02023, H02024**

N9	H02022 is:	H02023 & H02024 are:	H02022 is coded as:	H02023 & H02024 are coded as:	*
1	1: yes	At least one is “marked” or “all are blank”	Stands as original value	Stand as original value	
2	1: yes, missing, or multiple response	“Blank or NA”	2: no	.N, valid skip if missing; .C, question should be skipped if marked	B
3	2: no, missing, or multiple response	At least one is “marked”	1: yes	Stand as original value	B
4	2: no	“Blank or NA” or “all are blank”	Stands as original value	.N, valid skip if missing; .C, question should be skipped if marked	F
5	Missing response	“All are blank”	Stands as original value	Stand as original value	
6	Multiple response	“All are blank”	2: no	.N, valid skip	B

* Indication of backward coding (B) or forward coding (F).

Definition of “all are blank” in Coding Table for Note 9:
Responses to H02023 and H02024 are both missing.

Definition of “blank or NA” in Coding Table for Note 9:
Responses to H02023 and H02024 are either all not applicable (-6) or a combination of missing response and not applicable (-6).

Definition of “marked” in Coding Table for Note 9:
Any pattern of marks outside the definitions “all are blank” and “blank or NA”

**Coding Table for Note 10:
H02025, H02026, H02027**

N10	H02025 is:	H02026 & H02027 are:	H02025 is coded as:	H02026 & H02027 are coded as:	*
1	1: yes	At least one is “marked” or “all are blank”	Stands as original value	Stand as original value	
2	1: yes, missing, or multiple response	“Blank or NA”	2: no	.N, valid skip if missing; .C, question should be skipped if marked	B
3	2: no, missing, or multiple response	At least one is “marked”	1: yes	Stand as original value	B
4	2: no	“Blank or NA” or “all are blank”	Stands as original value	.N, valid skip if missing; .C, question should be skipped if marked	F
5	Missing response	“All are blank”	Stands as original value	Stand as original value	
6	Multiple response	“All are blank”	2: no	.N, valid skip	B

* Indication of backward coding (B) or forward coding (F).

Definition of “all are blank” in Coding Table for Note 10:
Responses to H02026 and H02027 are both missing.

Definition of “blank or NA” in Coding Table for Note 10:
Responses to H02026 and H02027 are either both not applicable (-6) or a combination of missing response and not applicable (-6).

Definition of “marked” in Coding Table for Note 10:
Any pattern of marks outside the definitions “all are blank” and “blank or NA”

**Coding Table for Note 11:
H02029, H02030-H02039**

N12	H02029 is:	H02030- H02039 are:	H02029 is coded as:	H02030- H02039 are coded as:	*
1	1: None	“All are blank” or “blank or NA”	Stands as original value	.N, valid skip if missing; .C, question should be skipped if marked	F
2	1: none	At least one is “marked”	Stands as original value	.N, valid skip if missing; .C, question should be skipped if marked	
3	2-7, missing, or multiple response	“Blank or NA”	1: None	.N, valid skip if missing; .C, question should be skipped if marked	B
4	2-7	At least one is “marked” or “all are blank”	Stands as original value	Stand as original value	F
5	Missing response	“All are blank”	Stands as original value	Stand as original value	
6	Multiple response	“All are blank”	1: None	.N, valid skip	B
7	Missing or Multiple response	At least one is “marked”	Stands as original value	Stands as original value	B

* Indication of backward coding (B) or forward coding (F).

Definition of “all are blank” in Coding Table for Note 11:

Responses to H02030-H02039 are all missing.

Definition of “Blank or NA” in Coding Table for Note 11:

Responses to H02030-H02039 are either all not applicable (-6) or a combination of missing response and not applicable (-6)

Definition of “marked” in Coding Table for Note 11:

Any pattern of marks outside the definitions “all are blank” and “Blank or NA.”

**Coding Table for Note 15:
H02043, H02044-H02046**

N15	H02043 is:	H02044-H02046 are:	H02043 is coded as:	H02044-H02046 are coded as:	*
1	1: yes	At least one is “marked”, “all are blank” or “blank or don’t know”	Stands as original value	Stand as original value	
2	1: yes, -5: don’t know, missing, or multiple response	“Blank or NA”	2: no	.N, valid skip if missing; .C, question should be skipped if marked	B
3	-5: don’t know	At least one is “marked”	1:yes	Stand as original value	B
4	-5: don’t know	“Blank or don’t know”	Stands as original value	.N, valid skip if missing; .C, question should be skipped if marked	B F
5	2: no, missing, or multiple response	At least one is “marked” or “blank or don’t know”	1: yes	Stand as original value	B
6	2: no, -5: don’t know	“Blank or NA” or “all are blank”	Stands as original value	.N, valid skip if missing; .C, question should be skipped if marked	
7	Missing response	“All are blank”	Stands as original value	Stand as original value	
8	Multiple response	“All are blank”	2: no	.N, valid skip	B

* Indication of backward coding (B) or forward coding (F).

Definition of “all are blank” in Coding Table for Note 15:
Responses to H02044-H02046 are all missing.

Definition of “blank or NA” in Coding Table for Note 15:
Responses to H02044-H02046 are either all not applicable (-6) or a combination of missing and not applicable (-6).

Definition of “blank or don’t know” in Coding Table for Note 15:
Responses to H02044-H02046 are either all don’t know (-5) or a combination of missing and don’t know (-5).

Definition of “marked” in Coding Table for Note 15:
Any pattern of marks outside the definitions “all are blank,” “blank or NA,” or “blank or don’t know.”

**Table for Note 16:
H02047, H02048**

N16	H02047 is:	H02048 is:	H02047 is coded as:	H02048 is coded as:	*
1	1: yes	1-3: categorize problem, missing, or multiple response	Stands as original value	Stands as original value	
2	1: yes, missing, or multiple response	-6: not applicable	2: no	.C, question should be skipped	B F
3	2: no, missing, or multiple response	1-3: categorize problem	1: yes	Stands as original value	B
4	2: no	-6: not applicable, missing, or multiple response	Stands as original value	.N, valid skip if missing; .C, question should be skipped if marked	F
5	Missing response	Multiple response	1: yes	Stands as original value	B
6	Missing response	Missing response	Stands as original value	Stands as original value	
7	Multiple response	Multiple response	Stands as original value	Stands as original value	
8	Multiple response	Missing response	2: no	.N, valid skip	B

* Indication of backward coding (B) or forward coding (F).

**Coding Table for Note 17:
H02049, H02050**

N17	H02049 is:	H02050 is:	H02049 is coded as:	H02050 is coded as:	*
1	1: yes	1-3: categorize problem, missing, or multiple response	Stands as original value	Stands as original value	
2	1: yes, missing, or multiple response	-6: not applicable	2: no	.C, question should be skipped	B F
3	2: no, missing, or multiple response	1-3: categorize problem	1: yes	Stands as original value	B
4	2: no	-6: not applicable, missing, or multiple response	Stands as original value	.N, valid skip if missing; .C, question should be skipped if marked	F
5	Missing response	Multiple response	1: yes	Stands as original value	B
6	Missing response	Missing response	Stands as original value	Stands as original value	
7	Multiple response	Multiple response	Stands as original value	Stands as original value	
8	Multiple response	Missing response	2: no	.N, valid skip	B

* Indication of backward coding (B) or forward coding (F).

**Coding Table for Note 18:
H02051, H02052, H02053**

N18	H02051 is:	H02052 & H02053 are:	H02051 is coded as:	H02052 & H02053 are coded as:	*
1	1: yes	At least one is “marked” or “all are blank”	Stands as original value	Stand as original value	
2	1: yes, missing, or multiple response	“Blank or NA”	2: no	.N, valid skip if missing; .C, question should be skipped if marked	B
3	2: no, missing, or multiple response	At least one is “marked”	1: yes	Stand as original value	B
4	2: no	“Blank or NA” or “all are blank”	Stands as original value	.N, valid skip if missing; .C, question should be skipped if marked	F
5	Missing response	“All are blank”	Stands as original value	Stand as original value	
6	Multiple response	“All are blank”	2: no	.N, valid skip	B

* Indication of backward coding (B) or forward coding (F).

Definition of “all are blank” in Coding Table for Note 18:

Responses to H02052 and H02053 are both missing.

Definition of “blank or NA” in Coding Table for Note 18:

Responses to H02052 and H02053 are either all not applicable (-6) or a combination of missing response and not applicable (-6).

Definition of “marked” in Coding Table for Note 18:

Any pattern of marks outside the definitions “all are blank” and “blank or NA”

**Coding Table for Note 19:
H02054, H02055**

N19	H02054 is:	H02055 is:	H02054 is coded as:	H02055 is coded as:	*
1	1: yes	1-3: categorize problem, missing, or multiple response	Stands as original value	Stands as original value	
2	1: yes, missing, or multiple response	-6: not applicable	2: no	.C, question should be skipped	B F
3	2: no, missing, or multiple response	1-3: categorize problem, or multiple response	1: yes	Stands as original value	B
4	2: no	-6: not applicable or missing response	Stands as original value	.N, valid skip if missing; .C, question should be skipped if marked	
5	Missing response	Multiple response	1: yes	Stands as original value	B
6	Missing response	Missing response	Stands as original value	Stands as original value	
7	Multiple response	Missing response	2: no	.N, valid skip	B
8	Multiple response	Multiple response	Stands as original value	Stands as original value	

* Indication of backward coding (B) or forward coding (F).

**Coding Table for Note 24:
H02063--H02066**

N24	H02063 Is:	H02064 is:	H02065 is:	H02066 is:	H02063 is coded as:	H02064 is coded as:	H02065 is coded as:	H02066 is coded as:	*
1	1: ever smoked	3 or 4: still smoke	Marked or multiple response	Any value	Stands as original value	Stands as original value	.C, question should be skipped	Stands as original value	F
2	1: ever smoked	3 or 4: still smoke	Missing response	Any value	Stands as original value	Stands as original value	.N, valid skip	Stands as original value	
3	1: ever smoked	2: quit	2: quit >1 year ago or -5: don't know	Marked or multiple response	Stands as original value	Stands as original value	Stands as original value	.C, question should be skipped	F
4	1: ever smoked	2: quit	2: quit >1 year ago or -5: don't know	Missing response	Stands as original value	Stands as original value	Stands as original value	.N, valid skip	
5	1: ever smoked	2: quit	3: quit <1 year ago, missing, or multiple response	Any value	Stands as original value	Stands as original value	Stands as original value	Stands as original value	
6	1: ever smoked	-5: don't know, missing, or multiple response	2: quit >1 year ago	Marked or multiple response	Stands as original value	2: quit	Stands as original value	.C, question should be skipped	F B
7	1: ever smoked	-5: don't know, missing, or multiple response	2: quit >1 year ago	Missing response	Stands as original value	2: quit	Stands as original value	.N, valid skip	F B
8	1: ever smoked	-5: don't know, missing, or multiple response	3: quit <1 year ago	Any value	Stands as original value	2: quit	Stands as original value	Stands as original value	B
9	1: ever smoked	-5: don't know, missing, or multiple response	-5: don't know, missing, or multiple response	Any value	Stands as original value	Stands as original value	Stands as original value	Stands as original value	
10	2: never, -5: don't know, missing, or multiple response	3 or 4: still smoke	Marked or multiple response	Any value	1: ever smoked	Stands as original value	.C, question should be skipped	Stands as original value	B F

* Indication of backward coding (B) or forward coding (F).

Coding Table for Note 24 continued:

N24	H02063 Is:	H02064 is:	H02065 is:	H02066 is:	H02063 is coded as:	H02064 is coded as:	H02065 is coded as:	H02066 is coded as:	*
11	2: never, -5: don't know, missing, or multiple response	3 or 4: still smoke	Missing response	Any value	1: ever smoked	Stands as original value	.N, valid skip	Stands as original value	B
12	2: never or -5: don't know	2: quit, -5: don't know, or multiple response	Marked or multiple response	Marked or multiple response	Stands as original value	.C, question should be skipped	.C, question should be skipped	.C, question should be skipped	F
13	2: never or -5: don't know	2: quit, -5: don't know, or multiple response	Marked or multiple response	Missing response	Stands as original value	.C, question should be skipped	.C, question should be skipped	.N, valid skip	F
14	2: never or -5: don't know	2: quit, -5: don't know, or multiple response	Missing response	Marked or multiple response	Stands as original value	.C, question should be skipped	.N, valid skip	.C, question should be skipped	F
15	2: never or -5: don't know	2: quit, -5: don't know, or multiple response	Missing response	Missing response	Stands as original value	.C, question should be skipped	.N, valid skip	.N, valid skip	F
16	2: never or -5: don't know	Missing response	Marked or multiple response	Marked or multiple response	Stands as original value	.N, valid skip	.C, question should be skipped	.C, question should be skipped	F
17	2: never or -5: don't know	Missing response	Marked or multiple response	Missing response	Stands as original value	.N, valid skip	.C, question should be skipped	.N, valid skip	F
18	2: never or -5: don't know	Missing response	Missing response	Marked or multiple response	Stands as original value	.N, valid skip	.N, valid skip	.C, question should be skipped	F
19	2: never or -5: don't know	Missing response	Missing response	Missing response	Stands as original value	.N, valid skip	.N, valid skip	.N, valid skip	
20	Missing or multiple response	2: quit, missing, or multiple response	3: quit <1 year ago	Any value	1: ever smoked	Stands as original value	Stands as original value	Stands as original value	B

* Indication of backward coding (B) or forward coding (F).

Coding Table for Note 24 continued:

N24	H02063 Is:	H02064 is:	H02065 is:	H02066 is:	H02063 is coded as:	H02064 is coded as:	H02065 is coded as:	H02066 is coded as:	*
21	Missing or multiple response	2: quit, missing, or multiple response	2: quit >1 year ago	Marked or multiple response	1: ever smoked	Stands as original value	Stands as original value	.C, question should be skipped	B F
22	Missing or multiple response	2: quit, missing, or multiple response	2: quit >1 year ago	Missing response	1: ever smoked	Stands as original value	Stands as original value	.N, valid skip	B
23	Missing or multiple response	2: quit, missing, or multiple response	-5: don't know	Missing response	Stands as original value	Stands as original value	Stands as original value	.N, valid skip	
24	Missing or multiple response	2: quit, missing, or multiple response	-5: don't know	Marked or multiple response	Stands as original value	Stands as original value	Stands as original value	.C, question should be skipped	F
25	Missing or multiple response	2: quit, missing, or multiple response	Missing or multiple response	2-5: some visits	1: ever smoked	Stands as original value	Stands as original value	Stands as original value	B
26	Missing or multiple response	2: quit, missing, or multiple response	Missing or multiple response	1: none, missing, or multiple response	Stands as original value	Stands as original value	Stands as original value	Stands as original value	
27	Missing or multiple response	-5: don't know	Marked or multiple response	Marked or multiple response	Stands as original value	Stands as original value	.C, question should be skipped	.C, question should be skipped	F
28	Missing or multiple response	-5: don't know	Marked or multiple response	Missing response	Stands as original value	Stands as original value	.C, question should be skipped	.N, valid skip	F
29	Missing or multiple response	-5: don't know	Missing response	Missing response	Stands as original value	Stands as original value	.N, valid skip	.N, valid skip	
30	Missing or multiple response	-5: don't know	Missing response	Marked or multiple response	Stands as original value	Stands as original value	.N, valid skip	.C, question should be skipped	F

* Indication of backward coding (B) or forward coding (F).

Coding Table for Note 25:

Note 25(Part A):

H02067, SEX, XSEXA, H02068-H02075

N25A	H02067:	SEX is:	H02068 is:	H02069--H02075 are:	XSEXA is coded as:
1	Missing or multiple response	F	Marked	Any marked	2, female
2	Missing or multiple response	F	Missing or multiple response	All missing or multiple response	2, female
3	Missing or multiple response	M	Marked	Any marked	1, male
4	Missing or multiple response	M	Missing or multiple response	All missing or multiple response	1, male
5	Missing or multiple response	Any value	Marked	All missing or multiple response	1, male
6	Missing or multiple response	Any value	Missing or multiple response	Any marked	2, female
7	Missing or multiple response	Z	Marked	Any marked	., missing value
8	Missing or multiple response	Z	Missing or multiple response	All missing or multiple response	., missing value
9	1, male	Any value	Marked	All missing or multiple response	1, male
10	1, male	F	Missing or multiple response	Any marked	2, female
11	1, male	M or Z	Missing or multiple response	Any marked	1, male
12	1, male	Any value	Marked	Any marked	1, male
13	1, male	Any value	Missing or multiple response	All missing or multiple response	1, male
14	2, female	Any value	Missing or multiple response	Any marked	2, female
15	2, female	M	Marked	All missing or multiple response	1, male
16	2, female	F or Z	Marked	All missing or multiple response	2, female
17	2, female	Any value	Marked	Any marked	2, female
18	2, female	Any value	Missing or multiple response	All missing or multiple response	2, female

SEX is the gender from the DEERS file. This variable is not used to override questionnaire responses, but to clear up any omissions or discrepancies in the responses.

XSEXA is the recoded gender variable after taking into account the self-reported response (H02067), any responses to gender-specific questions, and the gender of the sample beneficiary from DEERS.

**Note 25 (Part B):
XSEXA, H02068**

N25B	XSEXA is:	H02068 is:	H02068 is coded as:	*
1	1: Male	Marked, missing, or multiple response	Stands as original value	
2	2: Female	Marked or multiple response	.C, question should be skipped	F
3	2: Female	Missing response	.N, valid skip	F
4	Missing	Any response	Missing value	F

* Indication of backward coding (B) or forward coding (F).

**Note 25 (Part C):
XSEXA, H02069 - H02075**

N25C	XSEXA is:	H02069--H02075 are:	H02069 --H02075 are coded as:	*
1	1: Male	“All are blank”	.N, valid skip	F
2	1: Male	At least one is “marked”	.N, valid skip if missing; .C, question should be skipped if marked	F
3	2: Female	“All are blank” or at least one is “marked”	Stands as original value	
4	Missing	“All are blank” or at least one is “marked”	Missing value	F

* Indication of backward coding (B) or forward coding (F).

Definition of “all are blank” in Coding Table for Note 25c:
All variables H02069--H02075 are missing.

Definition of “marked” in Coding Table for Note 25c:
Any pattern of marks outside the definition “all are blank.”

Coding Table for Note 26
XSEXA, AGE, H02070, H02071, H02072

N26	XSEXA is:	AGE is:	H02070 is:	H02071 & H02072 are:	H02070 is coded as:	H02071 & H02072 are coded as:	*
1	1: Male	Any value	.C, question should be skipped, or .N, valid skip	C, question should be skipped, or .N, valid skip	Stands as original value	Stands as original value	
2	2: Female	Any value	2: 40 or over	Marked, missing, or multiple response	Stands as original value	Stand as original value	
3	2: Female	Any value	1: under 40	Marked, missing or multiple response	Stands as original value	.N, valid skip if missing; .C, question should be skipped if marked	F
4	2: Female	Any value	Multiple response	Marked or multiple response	2: > 40	Stand as original value	
5	2: Female	Any value	Multiple response	Missing	1: < 40	.N, valid skip	B F
6	2: Female	Any value	Missing	Marked or multiple response	2: > 40	Stand as original value	B
7	2: Female	< 40	Missing	Missing	1: < 40	.N, valid skip	F
8	2: Female	>=40	Missing	Missing	1: < 40	.N, valid skip	B
9	2: Female	Missing	Missing	Missing	Stands as original value	Stand as original value	
10	Missing	Any value	Missing	Missing	Stands as original value	Stand as original value	

* Indication of backward coding (B) or forward coding (F).

**Coding Table for Note 27:
XSEXA, H02073, H02074, H02075**

N27	XSEXA is:	H02073 is:	H02074 is:	H02075 is:	H02073 is coded as:	H02074 is coded as:	H02075 is coded as:	*
1	1: Male	.C, question should be skipped, or .N, valid skip	.C, question should be skipped, or .N, valid skip	.C, question should be skipped, or .N, valid skip	Stands as original value	Stands as original value	Stands as original value	
2	2: Female	1: pregnant now	Marked, missing, or multiple response	Marked, missing, or multiple response	Stands as original value	Stands as original value	Stands as original value	
3	2: female	2: pregnant in last 12 months	Marked, missing or multiple response	Marked, missing or multiple response	Stands as original value	.N, valid skip if missing; .C, question should be skipped if marked	Stands as original value	F
4	2: Female	3: not pregnant in past 12 months	Marked, missing, or multiple response	Marked, missing, or multiple response	Stands as original value	.N, valid skip if missing; .C, question should be skipped if marked	.N, valid skip if missing; .C, question should be skipped if marked	F
5	2: Female	Missing or multiple response	Marked, or multiple response	Marked, missing or multiple response	1: pregnant now	Stands as original value	Stands as original value	B
6	2: Female	Missing response	Missing response	Marked, missing or multiple response	Stands as original value	Stands as original value	Stands as original value	
7	2: Female	Multiple response	Missing response	Marked, missing or multiple response	3: not pregnant in past 12 months	.N, valid skip	.N, valid skip if missing; .C, question should be skipped if marked	B F
8	Missing	Missing or multiple response	Marked, missing or multiple response	Marked, missing or multiple response	Stands as original value	Stands as original value	Stands as original value	

* Indication of backward coding (B) or forward coding (F).

**Coding Table for Note 28:
SRAGE, S02T01--S02T12**

N28	SRAGE is:	S02T01--S02T12 are:	SRAGE is coded as:	S02T01--S02T12 are coded as:	*
1	1-5	Any Value	Stands as original value	.N, valid skip if missing, .C, question should be skipped if marked	F
2	Missing, or multiple response	Any Value	Stands as original value	Stand as original value	
3	6 or 7	Any Value	Stands as original value	Stand as original value	

* Indication of backward coding (B) or forward coding (F).

APPENDIX D

SAS PROC CONTENTS – ALPHABETICAL 2002 ADULT HCSDB – QUARTERS I-IV

SAS PROC CONTENTS -- ALPHABETICAL 2002 ADULT HCSDB -- QUARTER I

The SAS System
The CONTENTS Procedure

```

Data Set Name: IN.HCS021_1      Observations:      13063
Member Type:  DATA            Variables:          320
Engine:       V6               Indexes:           0
Created:      13:20 Thursday, May 16, 2002  Observation Length: 1837
Last Modified: 13:20 Thursday, May 16, 2002  Deleted Observations: 0
Protection:                               Compressed:        YES
Data Set Type:                               Reuse Space:       NO
Label:                                             Point to Observations: NO
Sorted:                                             NO
    
```

-----Engine/Host Dependent Information-----

```

Data Set Page Size:      16384
Number of Data Set Pages: 1191
Number of Data Set Repairs: 0
File Name:              \\DOD\FILES\DOD\Q1_2002\Programs\codebook_adult\Sas\...\DATA\AFINAL\hcs021_1.sd2
Release Created:        6.12.00
Host Created:          WIN_95
    
```

-----Alphabetic List of Variables and Attributes-----

#	Variable	Type	Len	Pos	Format	Informat	Label
259	ADJ_CELL	Char	7	1342			ADJ_CELL - Adjusted STRATUM cell
258	BWT	Num	8	1334			BWT - Basic Sampling Weight
5	CACSMPL	Char	4	31	\$CAC.		CACSMPL - Catchment Area
221	CONUS	Num	3	1043	CONUSMHS.		CONUS - CONUS/OCONUS Indicator
23	DAGEQY	Char	3	86			Age (As of 31 August 2001)
27	DBENCAT	Char	3	105	\$BENCAT.		Beneficiary Category
11	DCATCH	Char	4	62			Catchment Area
28	DMEDELG	Char	1	108	\$MEDELG.		Medical Privilege Code
12	DMIS_ID	Char	9	66			DMIS ID
29	DSPONSVC	Char	1	109	\$SPONSVC.		Derived Sponsor Branch of Service
177	DUPFLAG	Char	3	701			Multiple Response Indicator
13	E1	Char	1	75			Eligibility indicator for period = 1
14	E2	Char	1	76			Eligibility indicator for period = 2
15	E3	Char	1	77			Eligibility indicator for period = 3
16	E4	Char	1	78			Eligibility indicator for period = 4
17	E5	Char	1	79			Eligibility indicator for period = 5
6	ENBGSMPL	Char	2	35	\$ENBGS.		Enrollment by beneficiary category
24	FIELDAGE	Char	3	89			Age as of January 1st 2002
176	FLAG_FIN	Char	5	696	\$FINAL.	\$5.	Final Disposition
34	FNSTATUS	Num	8	120	FNSTATS.		Final Status
36	H02001	Num	4	136	YN.	11.	Are you the person listed on envelope
49	H02003	Num	4	188	MEDA.	11.	Currently Covered Medicare Part A
50	H02004	Num	4	192	MEDB.	11.	Currently Covered Medicare Part B
51	H02005	Num	4	196	MEDSUPP.	11.	Currently Covered Medicare Supplemental
52	H02006	Num	4	200	HPLAN1B_.	11.	Which health plan did you use most
53	H02007	Num	4	204	HPTIME_.	11.	Years in a row w/health plan
54	H02008	Num	4	208	YN.	11.	When joined hlth plan, rcv new prsnl Dr
55	H02009	Num	4	212	PROB1_.	11.	Hlth plan: problem to get Dr happy with
56	H02010	Num	4	216	YN.	11.	Have one person you think of as prsnl Dr
57	H02011	Num	4	220	RATE1_.	11.	Rating of your personal doctor or nurse
58	H02012	Num	4	224	YN.	11.	Currently enrolled in TRICARE Prime
59	H02013	Num	4	228	PCMBASE.	11.	TRICARE membr:prnry care mgr mil or cvl
60	H02014	Num	4	232	YN.	11.	Know your PCM's name
61	H02015	Num	4	236	YN.	11.	In lst yr:you/dr think you needed spclst
62	H02016	Num	4	240	PROB2_.	11.	In lst yr:how much prblm rfrl to spclst
63	H02017	Num	4	244	YN.	11.	In lst yr:did you see a specialist
64	H02018	Num	4	248	RATE2_.	11.	Rating of specialist seen in last year
65	H02019	Num	4	252	YNOFT_.	11.	In lst yr:spclst saw same as prsnl Dr
66	H02020	Num	4	256	YN.	11.	In lst yr:call Dr for hlp/advice for slf
67	H02021	Num	4	260	OFTEN2_.	11.	In lst yr:when call how often get hlp nd
68	H02022	Num	4	264	YN.	11.	In lst yr:make appts for reg hlth care
69	H02023	Num	4	268	OFTEN3_.	11.	In lst yr:appt reg hlth care when wanted
70	H02024	Num	4	272	TIME1B_.	11.	In lst yr:days btwn appt & seeing prvdr
71	H02025	Num	4	276	YN.	11.	In lst yr:illness/injury care right away
72	H02026	Num	4	280	OFTEN4_.	11.	In lst yr:get care as soon as wanted
73	H02027	Num	4	284	TIME2_.	11.	In lst yr:wait btwn try get care,see prv
74	H02028	Num	4	288	OFTEN5_.	11.	In lst yr:goto emrgncy rm for own care
75	H02029	Num	4	292	OFTEN6_.	11.	In lst yr:goto Dr office/clinic for care
76	H02030	Num	4	296	PROB3_.	11.	In lst yr:prblm to get care thght ncssry
77	H02031	Num	4	300	PROB3_.	11.	In lst yr:prblm w/dlys waiting for apprv
78	H02032	Num	4	304	OFTEN7_.	11.	In lst yr:wait > 15 min past appt see Dr
79	H02033	Num	4	308	OFTEN7_.	11.	In lst yr:how often treat w/ crtsy/respct
80	H02034	Num	4	312	OFTEN7_.	11.	In lst yr:how often staff helpful
81	H02035	Num	4	316	OFTEN7_.	11.	In lst yr:how often Drs listen to you

The CONTENTS Procedure

-----Alphabetic List of Variables and Attributes-----

#	Variable	Type	Len	Pos	Format	Informat	Label
82	HO2036	Num	4	320	OFTEN7_.	11.	In lst yr:how oft n Drs explain things
83	HO2037	Num	4	324	OFTEN7_.	11.	In lst yr:how oft n Drs show respect
84	HO2038	Num	4	328	OFTEN7_.	11.	In lst yr:how oft n Drs spend enough time
85	HO2039	Num	4	332	RATE3_.	11.	Rating of all health care in last year
86	HO2040	Num	4	336	OFTENPX.	11.	In lst yr:prscrptns by cvl, filled at mil
87	HO2041	Num	4	340	PLACE.	11.	In lst yr:fcilty used most for hlth care
88	HO2042	Num	4	344	WHYMTFB.	11.	Most important reason to use MTF
89	HO2043	Num	4	348	YNDNK.	11.	In lst yr:send in any claims
90	HO2044	Num	4	352	OFTEN9_.	11.	In lst yr:hlth pln handle in rsnble time
91	HO2045	Num	4	356	OFTEN9_.	11.	In lst yr:how oft n handle correctly
92	HO2046	Num	4	360	OFTEN9_.	11.	In lst yr:before care, know amt to pay
93	HO2047	Num	4	364	YNINFOB.	11.	In lst yr:info in written materials
94	HO2048	Num	4	368	PROB8_.	11.	In lst yr:prblm to find/undrstnd mtrls
95	HO2049	Num	4	372	YN.	11.	In lst yr:health plan's cstmr srvc help
96	HO2050	Num	4	376	PROB9_.	11.	In lst yr:prblm get help from cstmr srvc
97	HO2051	Num	4	380	YN.	11.	Called or written plan w/complaint/prblm
98	HO2052	Num	4	384	TIME4_.	11.	How long for hlth pln to resolve cmplnt
99	HO2053	Num	4	388	SETTLED.	11.	Complaint/prblm settled to satisfaction
100	HO2054	Num	4	392	YN.	11.	In lst yr:experiences w/ paperwork
101	HO2055	Num	4	396	PROB10_.	11.	In lst yr:problems w/ paperwork
102	HO2056	Num	4	400	RATE4_.	11.	Rating of all experience w/health plan
103	HO2057	Num	4	404	LIKELY.	11.	In nxt yr:lkly to dsnr l in TRICARE Prime
104	HO2058	Num	4	408	TIME5_.	11.	Not sick/prgnt: last mdcl/physcl exam
105	HO2059	Num	4	412	TIME6_.	11.	Blood pressure: when last reading
106	HO2060	Num	4	416	YNBP_.	11.	Blood pressure: know if too high or not
107	HO2061	Num	4	420	TIME7_.	11.	When last have cholesterol screening
108	HO2062	Num	4	424	TIME8_.	11.	When did you last have a flu shot
109	HO2063	Num	4	428	SMOKE.	11.	Smoked at least 100 cigarettes in life
110	HO2064	Num	4	432	TIME9_.	11.	Smoke everyday, some days or not at all
111	HO2065	Num	4	436	TIME10_.	11.	How long since you quit smoking
112	HO2066	Num	4	440	OFTEN11_.	11.	Lst year: # vst advised to quit smoking
113	HO2067	Num	4	444	SEX.	11.	Are you male or female
114	HO2068	Num	4	448	TIME11_.	11.	Last prostate disease exam or blood test
115	HO2069	Num	4	452	TIME12_.	11.	Last have a Pap smear test
116	HO2070	Num	4	456	YN.	11.	Are you under age 40
117	HO2071	Num	4	460	TIME13_.	11.	Last time: breasts checked mammography
118	HO2072	Num	4	464	TIME14_.	11.	Last time: breast exam by professional
119	HO2073	Num	4	468	YNPREG.	11.	Been pregnant in last yr or pregnant now
120	HO2074	Num	4	472	PREG1_.	11.	In what trimester is your pregnancy
121	HO2075	Num	4	476	PREG2_.	11.	Trimester first received prenatal care
122	HO2077	Num	4	480	HISP.	11.	Are you Spanish/Hispanic/Latino
37	HO2002A	Num	4	140	MARKED.	11.	Health plan(s) covered: TRICARE Prime
38	HO2002C	Num	4	144	MARKED.	11.	Health plan(s) covered: TRICARE Ext/Stnd
39	HO2002F	Num	4	148	MARKED.	11.	Health plan(s) covered: MEDICARE
40	HO2002G	Num	4	152	MARKED.	11.	Health plan(s) covered: FEHBP
41	HO2002H	Num	4	156	MARKED.	11.	Health plan(s) covered: Medicaid
42	HO2002I	Num	4	160	MARKED.	11.	Health plan(s) covered: Civilian HMO
43	HO2002J	Num	4	164	MARKED.	11.	Health plan(s) covered: Other civilian
44	HO2002K	Num	4	168	MARKED.	11.	Health plan(s) covered: USFHP
45	HO2002L	Num	4	172	MARKED.	11.	Health plan(s) covered: Not sure
46	HO2002M	Num	4	176	MARKED.	11.	Health plan(s) covered: Veterans
47	HO2002N	Num	4	180	MARKED.	11.	Health plan(s) covered: TRICARE Plus
48	HO2002O	Num	4	184	MARKED.	11.	Health plan(s) covered: TRICARE for life
239	HP_BP	Num	8	1182	HAYNN2_.		Bld prsr e chck in lst 2 yrs, know rs lts
243	HP_BRST	Num	8	1214	HAYNN.		Women >=40, breast exam in lst 12 mnths
244	HP_CHOL	Num	8	1222	HAYNN.		Cholesterol screening in lst 5 yrs
240	HP_FLU	Num	8	1190	HAYNN.		65 and older, flu shot in lst 12 mnths
242	HP_GP	Num	8	1206	HAYNN.		General physical exam in lst 12 mnths
237	HP_MAM50	Num	8	1166	HAYNN.		Women 50>=, mammography in pst 2 yrs
236	HP_MAMOG	Num	8	1158	HAYNN.		Women 40>=, mammography in pst 2 yrs
238	HP_PAP	Num	8	1174	HAYNN.		All women, Pap smear in lst 3 yrs
235	HP_PRNTL	Num	8	1150	PRNTL.		Prgnt in lst yr, received cre lst trimst
241	HP_PROS	Num	8	1198	HAYNN.		Men 50>=, prostrate exam in lst 12 mnths
245	HP_SMOKE	Num	8	1230	HAYNN.		Advised to quit smoking in lst 12 mnths
228	KBGPRB1	Num	8	1094	HAYNN.		Big problem getting referrals to spclst
229	KBGPRB2	Num	8	1102	HAYNN.		Big problem getting necessary care
234	KBRSTCR	Num	8	1142	HAYNN.		Women 40>= ever had mammogram & brst exm
232	KCIVINS	Num	8	1126	HAYNN2_.		Beneficiary coverd by civilian insurance
227	KCIVOFFC	Num	8	1086	HAYNN.		Office wait of 15 min or more-Civ
231	KCIVOPQY	Num	8	1118	HAGRID.		Outpatient visits to Civilian facility
225	KDISENRL	Num	8	1070	HAYNN.		Intention to disenroll
35	KEYCOUNT	Num	8	128			# of Key Questions Answered
256	KMID_H	Num	8	1318	HAYNN.		Below Median Physical Health
257	KMID_MH	Num	8	1326	HAYNN.		Below Median Mental Health

The CONTENTS Procedure

-----Alphabetic List of Variables and Attributes-----

#	Variable	Type	Len	Pos	Format	Informat	Label
226	KMILOFFC	Num	8	1078	HAYNN.		Office wait of 15 min or more-Mil
230	KMILOPQY	Num	8	1110	HAGRID.		Outpatient visits to Military facility
233	KPRSCPTN	Num	8	1134	HAYNN.		7 or > civ prscrptns filled by mil phmcy
22	LEGDDSCD	Char	2	84	\$DDSFMT.		DDS Code
30	MBRRELCD	Char	1	110	\$MBRREL.		Member Relationship Code
255	MCS_8	Num	8	1310			Mental Health Summary
31	MEDTYPE	Char	1	111	\$MEDTYP.		Medicare Type
208	MISS_1	Num	8	944	HAMISS.		Count of: Violates Skip Pattern
209	MISS_4	Num	8	952	HAMISS.		Count of: Incomplete grid error
210	MISS_5	Num	8	960	HAMISS.		Count of: Scalable reponse of Don't know
211	MISS_6	Num	8	968	HAMISS.		Count of: Not applicable - valid skip
212	MISS_7	Num	8	976	HAMISS.		Count of: Out-of-range error
213	MISS_8	Num	8	984	HAMISS.		Count of: Multiple response error
214	MISS_9	Num	8	992	HAMISS.		Count of: No response - invalid skip
215	MISS_TOT	Num	8	1000	HAMISS.		Total number of missing responses
7	MPCSMPL	Num	8	37	MPCSMPL.		MPCSMPL - Military Personnel Category
1	MPRID	Char	8	0	\$8.	\$42.	Unique MPR Identifier
19	MRTLSTAT	Char	1	81	\$MSTATUS.		Marital Status
178	N1	Num	8	704			
179	N2	Num	8	712			
180	N3	Num	8	720			
181	N4	Num	8	728			
182	N5	Num	8	736			
183	N6	Num	8	744			
184	N7	Num	8	752			
185	N8	Num	8	760			
186	N9	Num	8	768			
187	N10	Num	8	776			
188	N11	Num	8	784			
189	N12	Num	8	792			
190	N13	Num	8	800			
191	N14	Num	8	808			
192	N15	Num	8	816			
193	N22	Num	8	824			
194	N24	Num	8	832			
198	N26	Num	8	864			
199	N27	Num	8	872			
200	N28	Num	8	880			
201	N29	Num	8	888			
202	N30	Num	8	896			
203	N31	Num	8	904			
204	N32	Num	8	912			
205	N33	Num	8	920			
206	N34	Num	8	928			
207	N35	Num	8	936			
195	N25A	Num	8	840			
196	N25B	Num	8	848			
197	N25C	Num	8	856			
8	NHFF	Num	8	45			NHFF - Stratum Sample Size
222	OUTCATCH	Num	8	1046	OCATCH.		Out of catchment area indicator
32	PATCAT	Char	7	112	\$AGGBCAT.		Aggregated Beneficiary Category
25	PCM	Char	3	92	\$PCM.		Primary Manager Code (CIV or MIL)
254	PCS_8	Num	8	1302			Physical Health Summary
33	PNLCATCD	Char	1	119	\$PNLCAT.		Personnel Category Code (Duty Status)
21	PNSEXCD	Char	1	83	\$SEXCD.		Person Gender
10	QUARTER	Char	7	55			Survey Quarter
20	RACEETHN	Char	1	82	\$RACECD.		Race/Ethnic Code
139	S02L01	Num	4	548	YN.	11.	Aware TRICARE for Life
140	S02L02	Num	4	552	BENLIFE.	11.	Prblm Benefits TRICARE Life
159	S02L05	Num	4	628	RELY.	11.	Source of info rely on most
160	S02L06	Num	4	632	ENRMEDB.	11.	Enroll in Medicare B b/c TRICARE for Lif
161	S02L07	Num	4	636	MEDIGAP.	11.	Drop Medigap b/c TRICARE for Life
162	S02L08	Num	4	640	CIVHMO.	11.	Disenroll civ HMO b/c TRICARE for Life
163	S02L09	Num	4	644	TFLCARE.	11.	Where do plan to get most of care
164	S02L10	Num	4	648	YN.	11.	Recd medical care from civ source
165	S02L11	Num	4	652	PAYMNT.	11.	Provider ask for Payment
166	S02L12	Num	4	656	PAYMNT.	11.	Bill should be paid by Medicare/TRICAR
172	S02L14	Num	4	680	BILL.	11.	Billing resolved to satisfaction
173	S02L15	Num	4	684	PHRMCY.	11.	Change type pharmacy
174	S02L16	Num	4	688	FILLRX.	11.	Type of pharmacy since April 1, 2001
175	S02L17	Num	4	692	SATISFY.	11.	Satisfied with TRICARE for LIFE
141	S02L03A	Num	4	556	MARKED.	11.	Additional info - what is covered
142	S02L03B	Num	4	560	MARKED.	11.	Additional info - who eligible
143	S02L03C	Num	4	564	MARKED.	11.	Additional info - How Dr gets paid

The CONTENTS Procedure

-----Alphabetic List of Variables and Attributes-----

#	Variable	Type	Len	Pos	Format	Informat	Label
144	S02L03D	Num	4	568	MARKED.	11.	Additional info - How affects VA benefit
145	S02L03E	Num	4	572	MARKED.	11.	Additional info - Private Insurance drop
146	S02L03F	Num	4	576	MARKED.	11.	Additional info - where to get help/info
147	S02L03G	Num	4	580	MARKED.	11.	Additional info - make sure eligible
148	S02L03H	Num	4	584	MARKED.	11.	Additional info - which Drs can see
149	S02L03I	Num	4	588	MARKED.	11.	Additional info - do not need info
150	S02L04A	Num	4	592	TSOURCE.		Helpful - TRICARE Counselor
151	S02L04B	Num	4	596	TSOURCE.		Helpful - Phone Number
152	S02L04C	Num	4	600	TSOURCE.		Helpful - Medicare/Social Security
153	S02L04D	Num	4	604	TSOURCE.		Helpful - Primary Dr
154	S02L04E	Num	4	608	TSOURCE.		Helpful - TRICARE Website
155	S02L04F	Num	4	612	TSOURCE.		Helpful - Direct Mailing
156	S02L04G	Num	4	616	TSOURCE.		Helpful - Military Publication
157	S02L04H	Num	4	620	TSOURCE.		Helpful - Civilian Publication
158	S02L04I	Num	4	624	TSOURCE.		Helpful - Other
167	S02L13A	Num	4	660	MARKED.	11.	Paid/Intend to Pay bill
168	S02L13B	Num	4	664	MARKED.	11.	Ignoring Bill
169	S02L13C	Num	4	668	MARKED.	11.	Contacted/intend to contact provider
170	S02L13D	Num	4	672	MARKED.	11.	Contacted/intend to contact TRICARE
171	S02L13E	Num	4	676	MARKED.	11.	Contacted/intend to contact Medicare
130	S02S01	Num	4	512	HEALTHS.	11.	Health during past 4 weeks
131	S02S02	Num	4	516	LIMITACT.	11.	Health prblms limit physical activity
132	S02S03	Num	4	520	DAILYWRK.	11.	Difficulty doing daily work b/c hlth prb
133	S02S04	Num	4	524	PAIN.	11.	How much bodily pain during Past 4 weeks
134	S02S05	Num	4	528	ENERGY.	11.	Energy during Past 4 weeks
135	S02S06	Num	4	532	LIMITSOC.	11.	Physical/Emotional hlth limit social
136	S02S07	Num	4	536	EMOTPROB.	11.	Bothered by emotional problems
137	S02S08	Num	4	540	EMOTACT.	11.	Personal/emotional prblms keep from work
138	S02S09	Num	4	544	HLTH1YR.	11.	Rate health compared to one year ago
18	SERVAFF	Char	1	80	\$SERVAFF.		Service Affiliation
9	SERVAREA	Char	2	53	\$SRVAREA.		Service Area
3	SEXSMPL	Num	8	16	SEX.		SEXSMPL - Sex
248	SF8BP	Num	8	1254			SF8 Variable - Bodily Pain
249	SF8GH	Num	8	1262			SF8 Variable - General Health
253	SF8MH	Num	8	1294			SF8 Variable - Mental Health
246	SF8PF	Num	8	1238			SF8 Variable - Physical Functioning
252	SF8RE	Num	8	1286			SF8 Variable - Role Emotional
247	SF8RP	Num	8	1246			SF8 Variable - Role Physical
251	SF8SF	Num	8	1278			SF8 Variable - Social Functioning
250	SF8VT	Num	8	1270			SF8 Variable - Vitality
129	SRAGE	Num	4	508	AGEGRP.	11.	What is your age now
123	SREDA	Num	4	484	EDUC.	11.	Highest grade completed
124	SRRACEA	Num	4	488	MARKED.	11.	Race: White
125	SRRACEB	Num	4	492	MARKED.	11.	Race: Black or African American
126	SRRACEC	Num	4	496	MARKED.	11.	Race: American Indian or Alaska Native
127	SRRACED	Num	4	500	MARKED.	11.	Race: Asian
128	SRRACEE	Num	4	504	MARKED.	11.	Race: Native Hawaiian/other Pacific Isl.
4	STRATUM	Char	7	24			Sampling STRATUM
2	SVCSMPL	Num	8	8	SVCSMPL.		SVCSMPL - Branch of Service
26	TSPSITE	Char	10	95	\$TSPSITE.		TSP Site (regardless of age)
320	WRWT	Num	8	1829			Final Weight
260	WRWT1	Num	8	1349			Replicated/JackKnife Weight 1
261	WRWT2	Num	8	1357			Replicated/JackKnife Weight 2
262	WRWT3	Num	8	1365			Replicated/JackKnife Weight 3
263	WRWT4	Num	8	1373			Replicated/JackKnife Weight 4
264	WRWT5	Num	8	1381			Replicated/JackKnife Weight 5
265	WRWT6	Num	8	1389			Replicated/JackKnife Weight 6
266	WRWT7	Num	8	1397			Replicated/JackKnife Weight 7
267	WRWT8	Num	8	1405			Replicated/JackKnife Weight 8
268	WRWT9	Num	8	1413			Replicated/JackKnife Weight 9
269	WRWT10	Num	8	1421			Replicated/JackKnife Weight 10
270	WRWT11	Num	8	1429			Replicated/JackKnife Weight 11
271	WRWT12	Num	8	1437			Replicated/JackKnife Weight 12
272	WRWT13	Num	8	1445			Replicated/JackKnife Weight 13
273	WRWT14	Num	8	1453			Replicated/JackKnife Weight 14
274	WRWT15	Num	8	1461			Replicated/JackKnife Weight 15
275	WRWT16	Num	8	1469			Replicated/JackKnife Weight 16
276	WRWT17	Num	8	1477			Replicated/JackKnife Weight 17
277	WRWT18	Num	8	1485			Replicated/JackKnife Weight 18
278	WRWT19	Num	8	1493			Replicated/JackKnife Weight 19
279	WRWT20	Num	8	1501			Replicated/JackKnife Weight 20
280	WRWT21	Num	8	1509			Replicated/JackKnife Weight 21
281	WRWT22	Num	8	1517			Replicated/JackKnife Weight 22
282	WRWT23	Num	8	1525			Replicated/JackKnife Weight 23
283	WRWT24	Num	8	1533			Replicated/JackKnife Weight 24
284	WRWT25	Num	8	1541			Replicated/JackKnife Weight 25

The CONTENTS Procedure

-----Alphabetic List of Variables and Attributes-----

#	Variable	Type	Len	Pos	Format	Informat	Label
285	WRWT26	Num	8	1549			Replicated/JackKnife Weight 26
286	WRWT27	Num	8	1557			Replicated/JackKnife Weight 27
287	WRWT28	Num	8	1565			Replicated/JackKnife Weight 28
288	WRWT29	Num	8	1573			Replicated/JackKnife Weight 29
289	WRWT30	Num	8	1581			Replicated/JackKnife Weight 30
290	WRWT31	Num	8	1589			Replicated/JackKnife Weight 31
291	WRWT32	Num	8	1597			Replicated/JackKnife Weight 32
292	WRWT33	Num	8	1605			Replicated/JackKnife Weight 33
293	WRWT34	Num	8	1613			Replicated/JackKnife Weight 34
294	WRWT35	Num	8	1621			Replicated/JackKnife Weight 35
295	WRWT36	Num	8	1629			Replicated/JackKnife Weight 36
296	WRWT37	Num	8	1637			Replicated/JackKnife Weight 37
297	WRWT38	Num	8	1645			Replicated/JackKnife Weight 38
298	WRWT39	Num	8	1653			Replicated/JackKnife Weight 39
299	WRWT40	Num	8	1661			Replicated/JackKnife Weight 40
300	WRWT41	Num	8	1669			Replicated/JackKnife Weight 41
301	WRWT42	Num	8	1677			Replicated/JackKnife Weight 42
302	WRWT43	Num	8	1685			Replicated/JackKnife Weight 43
303	WRWT44	Num	8	1693			Replicated/JackKnife Weight 44
304	WRWT45	Num	8	1701			Replicated/JackKnife Weight 45
305	WRWT46	Num	8	1709			Replicated/JackKnife Weight 46
306	WRWT47	Num	8	1717			Replicated/JackKnife Weight 47
307	WRWT48	Num	8	1725			Replicated/JackKnife Weight 48
308	WRWT49	Num	8	1733			Replicated/JackKnife Weight 49
309	WRWT50	Num	8	1741			Replicated/JackKnife Weight 50
310	WRWT51	Num	8	1749			Replicated/JackKnife Weight 51
311	WRWT52	Num	8	1757			Replicated/JackKnife Weight 52
312	WRWT53	Num	8	1765			Replicated/JackKnife Weight 53
313	WRWT54	Num	8	1773			Replicated/JackKnife Weight 54
314	WRWT55	Num	8	1781			Replicated/JackKnife Weight 55
315	WRWT56	Num	8	1789			Replicated/JackKnife Weight 56
316	WRWT57	Num	8	1797			Replicated/JackKnife Weight 57
317	WRWT58	Num	8	1805			Replicated/JackKnife Weight 58
318	WRWT59	Num	8	1813			Replicated/JackKnife Weight 59
319	WRWT60	Num	8	1821			Replicated/JackKnife Weight 60
224	XBNFGRP	Num	8	1062	XBGC_S.		Constructed Beneficiary Group
216	XENRLLMT	Num	8	1008	ENROLL.		Enrollment in TRICARE Prime
217	XENR_PCM	Num	8	1016	PCM.		Enrollment by PCM type
218	XINS_COV	Num	8	1024	INSURE.		Insurance Coverage
219	XQENROLL	Num	8	1032	PCM.		Enrollment according to question response
220	XREGION	Num	3	1040	CREG.		XREGION - Region
223	XSEXA	Num	8	1054	HASEX.		Male or Female - R

SAS PROC CONTENTS – ALPHABETICAL 2002 ADULT HCSDB – QUARTER II

The SAS System

1

The CONTENTS Procedure

```

Data Set Name: IN.HCS022_1      Observations:      13207
Member Type:   DATA           Variables:          292
Engine:        V6              Indexes:           0
Created:       16:58 Monday, August 5, 2002  Observation Length: 1670
Last Modified: 16:58 Monday, August 5, 2002  Deleted Observations: 0
Protection:                               Compressed:        YES
Data Set Type:                               Reuse Space:       NO
Label:                                               Point to Observations: NO
                                               Sorted:            NO
    
```

-----Engine/Host Dependent Information-----

```

Data Set Page Size:      16384
Number of Data Set Pages: 1103
Number of Data Set Repairs: 0
File Name:               E:\DOD\Q2_2002\Programs\codebook_adult\
                        Sas\...\DATA\AFINAL\hcs022_1.sd2
Release Created:        6.08.00
Host Created:           WIN
    
```

-----Alphabetic List of Variables and Attributes-----

#	Variable	Type	Len	Pos	Format	Informat	Label
231	ADJ_CELL	Char	7	1175			ADJ_CELL - Adjusted STRATUM cell
230	BWT	Num	8	1167			BWT - Basic Sampling Weight
5	CACSMPL	Char	4	31	\$CAC.		CACSMPL - Catchment Area
206	CONUS	Num	3	980	CONUSMHS.		CONUS - CONUS/OCONUS Indicator
24	DAGEQY	Char	3	87			Age (As of 30 November 2001)
28	DBENCAT	Char	3	106	\$BENCAT.		Beneficiary Category
11	DCATCH	Char	4	62			Catchment Area
29	DMEDELG	Char	1	109	\$MEDELG.		Medical Privilege Code
12	DMIS_ID	Char	9	66			DMIS ID
30	DSPONSV	Char	1	110	\$SPONSV.		Derived Sponsor Branch of Service
160	DUPFLAG	Char	3	622			Multiple Response Indicator
13	E1	Char	1	75			Eligibility indicator for period = 1
14	E2	Char	1	76			Eligibility indicator for period = 2
15	E3	Char	1	77			Eligibility indicator for period = 3
16	E4	Char	1	78			Eligibility indicator for period = 4
17	E5	Char	1	79			Eligibility indicator for period = 5
18	E6	Char	1	80			Eligibility indicator for period = 6
6	ENBGSMP	Char	2	35	\$ENBGS.		Enrollment by beneficiary category
25	FIELDAGE	Char	3	90			Age as of April 1st 2002
159	FLAG_FIN	Char	5	617	\$FINAL.	\$5.	Final Disposition
161	FNSTATUS	Num	8	625	FNSTATS.		Final Status
35	H02001	Num	4	121	YN.	11.	Are you the person listed on envelope
48	H02003	Num	4	173	MEDA.	11.	Currently Covered Medicare Part A
49	H02004	Num	4	177	MEDB.	11.	Currently Covered Medicare Part B
50	H02005	Num	4	181	MEDSUPP.	11.	Currently Covered Medicare Supplemental
51	H02006	Num	4	185	HPLAN1B_.	11.	Which health plan did you use most
52	H02007	Num	4	189	HPTIME.	11.	Yrs in a row with health plan
53	H02008	Num	4	193	YN.	11.	When joined hlth plan, rcv new prsnl Dr
54	H02009	Num	4	197	PROB1_.	11.	Health plan: prblm to get Dr happy with
55	H02010	Num	4	201	YN.	11.	Have one person think of as personal Dr
56	H02011	Num	4	205	RATE1_.	11.	Rating of your personal Dr or nurse
57	H02012	Num	4	209	YN.	11.	Currently enrolled in TRICARE Prime
58	H02013	Num	4	213	PCMBASE.	11.	TRICARE member:prmry care mgr mil or cvl
59	H02014	Num	4	217	YN.	11.	Know your PCM's name
60	H02015	Num	4	221	YN.	11.	In 1st yr:you/Dr think you need spclst
61	H02016	Num	4	225	PROB2_.	11.	In 1st yr:how much prblm rfrl to spclst
62	H02017	Num	4	229	YN.	11.	In 1st yr:did you see a specialist
63	H02018	Num	4	233	RATE2_.	11.	Rating of specialist seen in 1st yr
64	H02019	Num	4	237	YNOFT.	11.	In 1st yr:spclst saw same as persnl Dr
65	H02020	Num	4	241	YN.	11.	In 1st yr:call Dr for help/advice
66	H02021	Num	4	245	OFTEN2_.	11.	In 1st yr:when call how often get hlp nd
67	H02022	Num	4	249	YN.	11.	In 1st yr:make appts for reg hlth care
68	H02023	Num	4	253	OFTEN3_.	11.	In 1st yr:appt reg hlth care when wntd
69	H02024	Num	4	257	TIME1B_.	11.	In 1st yr:days btwn appt & see prvdr
70	H02025	Num	4	261	YN.	11.	In 1st yr:illness/injry care right away
71	H02026	Num	4	265	OFTEN4_.	11.	In 1st yr:get care as soon as wanted
72	H02027	Num	4	269	TIME2_.	11.	In 1st yr:wait btwn try get care,see prv
73	H02028	Num	4	273	OFTEN5_.	11.	In 1st yr:goto emrgncy rm for own care
74	H02029	Num	4	277	OFTEN6_.	11.	In 1st yr:goto Dr office/clinic for care
75	H02030	Num	4	281	PROB3_.	11.	In 1st yr:prblm to get care thght ncssry
76	H02031	Num	4	285	PROB3_.	11.	In 1st yr:prblm w/delays wait for apprv
77	H02032	Num	4	289	OFTEN7_.	11.	In 1st yr:wait > 15 min past appt see Dr
78	H02033	Num	4	293	OFTEN7_.	11.	In 1st yr:how oftn treat w/ crtsy/rspct
79	H02034	Num	4	297	OFTEN7_.	11.	In 1st yr:how oftn staff helpful
80	H02035	Num	4	301	OFTEN7_.	11.	In 1st yr:how oftn Drs listen to you

The CONTENTS Procedure

----Alphabetic List of Variables and Attributes----

#	Variable	Type	Len	Pos	Format	Informat	Label
81	H02036	Num	4	305	OFTEN7_.	11.	In lst yr:how oftn Drs explain things
82	H02037	Num	4	309	OFTEN7_.	11.	In lst yr:how oftn Drs show respect
83	H02038	Num	4	313	OFTEN7_.	11.	In lst yr:how oftn Drs spend enough time
84	H02039	Num	4	317	RATE3_.	11.	Rating of all health care in lst yr
85	H02041	Num	4	321	PLACE_.	11.	In lst yr:fcilty use most for Health care
86	H02043	Num	4	325	YNDNK_.	11.	In lst yr:send in any claims
87	H02044	Num	4	329	OFTEN9_.	11.	In lst yr:Hlth pln handle in rsnble time
88	H02045	Num	4	333	OFTEN9_.	11.	In lst yr:how oftn handle correctly
89	H02046	Num	4	337	OFTEN9_.	11.	In lst yr:before care, know amt to pay
90	H02047	Num	4	341	YNINFOB_.	11.	In lst yr:info in written materials
91	H02048	Num	4	345	PROB8_.	11.	In lst yr:prblm to find/undrstnd mtrls
92	H02049	Num	4	349	YN_.	11.	In lst yr:health plan's cstmr srvc help
93	H02050	Num	4	353	PROB9_.	11.	In lst yr:prblm get help from cstmr srvc
94	H02051	Num	4	357	YN_.	11.	Call or write plan with complaint/prblm
95	H02052	Num	4	361	TIME4_.	11.	How long for Hlth pln to resolve cmplt
96	H02053	Num	4	365	SETTLED_.	11.	Complaint/prblm settled to satisfaction
97	H02054	Num	4	369	YN_.	11.	In lst yr:experiences with paperwork
98	H02055	Num	4	373	PROB10_.	11.	In lst yr:prblms with paperwork
99	H02056	Num	4	377	RATE4_.	11.	Rating of all experience with hlth plan
100	H02057	Num	4	381	LIKELY_.	11.	In nxt yr:lkly to dsnrl in TRICARE Prime
101	H02058	Num	4	385	TIME5_.	11.	Not sick/prgnt: lst mdl/physcl exam
102	H02059	Num	4	389	TIME6_.	11.	Blood pressure: when lst reading
103	H02060	Num	4	393	YNBP_.	11.	Blood pressure: know if too high or not
104	H02061	Num	4	397	TIME7_.	11.	When lst have cholesterol screening
105	H02062	Num	4	401	TIME8_.	11.	When did you lst have a flu shot
106	H02063	Num	4	405	SMOKE_.	11.	Smoked at least 100 cigarettes in life
107	H02064	Num	4	409	TIME9_.	11.	Smoke everyday, some days or not at all
108	H02065	Num	4	413	TIME10_.	11.	How long since you quit smoking
109	H02066	Num	4	417	OFTEN11_.	11.	lst yr: # visits advised to quit smoking
110	H02067	Num	4	421	SEX_.	11.	Are you male or female
111	H02068	Num	4	425	TIME11_.	11.	lst prostate disease exam or blood test
112	H02069	Num	4	429	TIME12_.	11.	lst have a Pap smear test
113	H02070	Num	4	433	YN_.	11.	Are you under age 40
114	H02071	Num	4	437	TIME13_.	11.	lst time: breasts checked mammography
115	H02072	Num	4	441	TIME14_.	11.	lst time: breast exam by professional
116	H02073	Num	4	445	YNPREG_.	11.	Been pregnant in lst yr or pregnant now
117	H02074	Num	4	449	PREG1_.	11.	In what trimester is your pregnancy
118	H02075	Num	4	453	PREG2_.	11.	Trimester first received prenatal care
119	H02076	Num	4	457	HEALTH_.	11.	In gnrl, how would you rate ovrrll hlth
120	H02077	Num	4	461	HISP_.	11.	Are you Spanish/Hispanic/Latino
36	H02002A	Num	4	125	MARKED_.	11.	Health plan(s) covered: TRICARE Prime
37	H02002C	Num	4	129	MARKED_.	11.	Health plan(s) covered: TRICARE Ext/Stnd
38	H02002F	Num	4	133	MARKED_.	11.	Health plan(s) covered: MEDICARE
39	H02002G	Num	4	137	MARKED_.	11.	Health plan(s) covered: FEHBP
40	H02002H	Num	4	141	MARKED_.	11.	Health plan(s) covered: Medicaid
41	H02002I	Num	4	145	MARKED_.	11.	Health plan(s) covered: Civilian HMO
42	H02002J	Num	4	149	MARKED_.	11.	Health plan(s) covered: Other civilian
43	H02002K	Num	4	153	MARKED_.	11.	Health plan(s) covered: USFHP
44	H02002L	Num	4	157	MARKED_.	11.	Health plan(s) covered: Not sure
45	H02002M	Num	4	161	MARKED_.	11.	Health plan(s) covered: Veterans
46	H02002N	Num	4	165	MARKED_.	11.	Health plan(s) covered: TRICARE Plus
47	H02002O	Num	4	169	MARKED_.	11.	Health plan(s) covered: TRICARE for life
223	HP_BP	Num	8	1111	HAYNN2_.		Bld prsrre chck in last 2 yrs, know rsults
227	HP_BRST	Num	8	1143	HAYNN_.		Women >=40, breast exam in last 12 mnths
228	HP_CHOL	Num	8	1151	HAYNN_.		Cholesterol screening in last 5 yrs
224	HP_FLU	Num	8	1119	HAYNN_.		65 and older, flu shot in last 12 mnths
226	HP_GP	Num	8	1135	HAYNN_.		General physical exam in last 12 mnths
221	HP_MAM50	Num	8	1095	HAYNN_.		Women 50>=, mammography in pst 2 yrs
220	HP_MAMOG	Num	8	1087	HAYNN_.		Women 40>=, mammography in pst 2 yrs
222	HP_PAP	Num	8	1103	HAYNN_.		All women, Pap smear in last 3 yrs
219	HP_PRNTL	Num	8	1079	PRNTL_.		Prgnt in last yr, receivd cre lst trimst
225	HP_PROS	Num	8	1127	HAYNN_.		Men 50>=, prostrate exam in last 12 mnth
229	HP_SMOKE	Num	8	1159	HAYNN_.		Advised to quit smoking in last 12 mnths
213	KBGPRB1	Num	8	1031	HAYNN_.		Big problem getting referrals to splclst
214	KBGPRB2	Num	8	1039	HAYNN_.		Big problem getting necessary care
218	KBRSTCR	Num	8	1071	HAYNN_.		Women 40>= ever had mammogram & brst exm
217	KCIVINS	Num	8	1063	HAYNN2_.		Beneficiary coverd by civilian insurance
212	KCIVOFFC	Num	8	1023	HAYNN_.		Office wait of 15 min or more-Civ
216	KCIVOPQY	Num	8	1055	HAGRID_.		Outpatient visits to Civilian facility
210	KDISENRL	Num	8	1007	HAYNN_.		Intention to disenroll
162	KEYCOUNT	Num	8	633			# of Key Questions Answered
211	KMILOFFC	Num	8	1015	HAYNN_.		Office wait of 15 min or more-Mil
215	KMILOPQY	Num	8	1047	HAGRID_.		Outpatient visits to Military facility
23	LEGDDSCD	Char	2	85	\$DDSFMT_.		DDS Code
31	MBRRELCD	Char	1	111	\$MBRREL_.		Member Relationship Code
32	MEDTYPE	Char	1	112	\$MEDTYP_.		Medicare Type
193	MISS_1	Num	8	881	HAMISS_.		Count of: Violates Skip Pattern

The CONTENTS Procedure

----Alphabetic List of Variables and Attributes----

#	Variable	Type	Len	Pos	Format	Informat	Label
194	MISS_4	Num	8	889	HAMISS.		Count of: Incomplete grid error
195	MISS_5	Num	8	897	HAMISS.		Count of: Scalable reponse of Don't know
196	MISS_6	Num	8	905	HAMISS.		Count of: Not applicable - valid skip
197	MISS_7	Num	8	913	HAMISS.		Count of: Out-of-range error
198	MISS_8	Num	8	921	HAMISS.		Count of: Multiple response error
199	MISS_9	Num	8	929	HAMISS.		Count of: No response - invalid skip
200	MISS_TOT	Num	8	937	HAMISS.		Total number of missing responses
7	MPCSMPL	Num	8	37	MPCSMPL.		MPCSMPL - Military Personnel Category
1	MPRID	Char	8	0	\$8.	\$42.	Unique MPR Identifier
20	MRTLSTAT	Char	1	82	\$MSTATUS.		Marital Status
163	N1	Num	8	641			Coding Scheme Note 1
164	N2	Num	8	649			Coding Scheme Note 2
165	N3	Num	8	657			Coding Scheme Note 3
166	N4	Num	8	665			Coding Scheme Note 4
167	N5	Num	8	673			Coding Scheme Note 5
168	N6	Num	8	681			Coding Scheme Note 6
169	N7	Num	8	689			Coding Scheme Note 7
170	N8	Num	8	697			Coding Scheme Note 8
171	N9	Num	8	705			Coding Scheme Note 9
172	N10	Num	8	713			Coding Scheme Note 10
173	N11	Num	8	721			Coding Scheme Note 11
174	N12	Num	8	729			Coding Scheme Note 12
175	N13	Num	8	737			Coding Scheme Note 13
176	N14	Num	8	745			Coding Scheme Note 14
177	N15	Num	8	753			Coding Scheme Note 15
178	N16	Num	8	761			Coding Scheme Note 16
179	N17	Num	8	769			Coding Scheme Note 17
180	N18	Num	8	777			Coding Scheme Note 18
181	N19	Num	8	785			Coding Scheme Note 19
182	N20	Num	8	793			Coding Scheme Note 20
183	N21	Num	8	801			Coding Scheme Note 21
184	N24	Num	8	809			Coding Scheme Note 24
188	N26	Num	8	841			Coding Scheme Note 26
189	N27	Num	8	849			Coding Scheme Note 27
190	N28	Num	8	857			Coding Scheme Note 28
191	N29	Num	8	865			Coding Scheme Note 29
192	N30	Num	8	873			Coding Scheme Note 30
185	N25A	Num	8	817			Coding Scheme Note 25A
186	N25B	Num	8	825			Coding Scheme Note 25B
187	N25C	Num	8	833			Coding Scheme Note 25C
8	NHFF	Num	8	45			NHFF - Stratum Sample Size
207	OUTCATCH	Num	8	983	OCATCH.		Out of catchment area indicator
33	PATCAT	Char	7	113	\$AGGBCAT.		Aggregated Beneficiary Category
26	PCM	Char	3	93	\$PCM.		Primary Manager Code (CIV or MIL)
34	PNLCATCD	Char	1	120	\$PNLCAT.		Personnel Category Code (Duty Status)
22	PNSEXCD	Char	1	84	\$SEXCD.		Person Gender
10	QUARTER	Char	7	55			Survey Quarter
21	RACEETHN	Char	1	83	\$RACECD.		Race/Ethnic Code
128	S02C01	Num	4	493	DOCTOR.	11.	Gen Dr, speclst, physician assist, or nurse
129	S02C02	Num	4	497	TIME1A_.	11.	Months/yrns been going to personal Dr
130	S02C03	Num	4	501	YN.	11.	Physcl/mentl cond interferes with work
131	S02C04	Num	4	505	YNPROB.	11.	Dr undrstnds Hlth prblm affect dly life
132	S02C05	Num	4	509	OFTEN1B_.	11.	In lst yr:# times you went to a speclst
133	S02C06	Num	4	513	YN.	11.	In lst yr:decisions made about hlth care
134	S02C07	Num	4	517	OFTEN8_.	11.	In lst yr:how oftn invld as much as wntd
135	S02C08	Num	4	521	PROB4_.	11.	In lst yr:prblm get Dr to agree w/ you
136	S02C09	Num	4	525	YN.	11.	In lst yr:needed special medical equip
137	S02C10	Num	4	529	PROB5_.	11.	In lst yr:prblm get specl medical equip
138	S02C11	Num	4	533	YN.	11.	In lst yr:needed special therapy
139	S02C12	Num	4	537	PROB6_.	11.	In lst yr:prblm getting special therapy
140	S02C13	Num	4	541	YN.	11.	In lst yr:need home hlth care/assistance
141	S02C14	Num	4	545	PROB7_.	11.	In lst yr:prblm get care/assist needed
142	S02C15	Num	4	549	YN.	11.	Need help with personal care needs
143	S02C16	Num	4	553	YN.	11.	Need help with routine needs
144	S02C17	Num	4	557	YN.	11.	Physical/mentl cond interfere w/indpndnce
145	S02C18	Num	4	561	RATE5_.	11.	Rating of equip, srvcvs, help provision
146	S02C19	Num	4	565	YN.	11.	In lst yr:patient overnight or longr
147	S02C20	Num	4	569	YN.	11.	Physcl/mental cond that lasted 3 months
148	S02C21	Num	4	573	YNCOND.	11.	In lst yr:seen Dr more than twice
149	S02C22	Num	4	577	YNCOND.	11.	Taking prescrptn meds for at least 3 mon
150	S02E01	Num	4	581	YN.	11.	Received eyewear from mil treatmnt facil
151	S02E02	Num	4	585	YN.	11.	Received eyewear as soon as wanted
152	S02E03	Num	4	589	PROB_E.	11.	prblm getting appealing eyeglass frames
153	S02E04	Num	4	593	PROB_E.	11.	prblm getting correct eyewear prescrptn
154	S02E05	Num	4	597	PROB_E.	11.	prblm getting eyeglass frames that fit
155	S02E06	Num	4	601	FOC_EYE.	11.	Do you wear Frame of Choice Eyewear
156	S02E07	Num	4	605	YN.	11.	Is Frame of Choice preferred mil eyewear

The CONTENTS Procedure

-----Alphabetic List of Variables and Attributes-----

#	Variable	Type	Len	Pos	Format	Informat	Label
157	S02E08	Num	4	609	MIL_EYE.	11.	Decision to use military-issue eyewear
158	S02E09	Num	4	613	YN.	11.	Would recommend military-issue eyeglass
19	SERVAFF	Char	1	81	\$SERVAFF.		Service Affiliation
9	SERVAREA	Char	2	53	\$SRVAREA.		Service Area
3	SEXSMPL	Num	8	16	SEX.		SEXSMPL - Sex
127	SRAGE	Num	4	489	AGEGRP.	11.	What is your age now
121	SREDA	Num	4	465	EDUC.	11.	Highest grade completed
122	SRRACEA	Num	4	469	MARKED.	11.	Race: White
123	SRRACEB	Num	4	473	MARKED.	11.	Race: Black or African American
124	SRRACEC	Num	4	477	MARKED.	11.	Race: American Indian or Alaska Native
125	SRRACED	Num	4	481	MARKED.	11.	Race: Asian
126	SRRACEE	Num	4	485	MARKED.	11.	Race: Native Hawaiian/other Pacific Isl.
4	STRATUM	Char	7	24			Sampling STRATUM
2	SVCSMPL	Num	8	8	SVCSMPL.		SVCSMPL - Branch of Service
27	TSPSITE	Char	10	96	\$TSPSITE.		TSP Site (regardless of age)
292	WRWT	Num	8	1662			Final Weight
232	WRWT1	Num	8	1182			Replicated/JackKnife Weight 1
233	WRWT2	Num	8	1190			Replicated/JackKnife Weight 2
234	WRWT3	Num	8	1198			Replicated/JackKnife Weight 3
235	WRWT4	Num	8	1206			Replicated/JackKnife Weight 4
236	WRWT5	Num	8	1214			Replicated/JackKnife Weight 5
237	WRWT6	Num	8	1222			Replicated/JackKnife Weight 6
238	WRWT7	Num	8	1230			Replicated/JackKnife Weight 7
239	WRWT8	Num	8	1238			Replicated/JackKnife Weight 8
240	WRWT9	Num	8	1246			Replicated/JackKnife Weight 9
241	WRWT10	Num	8	1254			Replicated/JackKnife Weight 10
242	WRWT11	Num	8	1262			Replicated/JackKnife Weight 11
243	WRWT12	Num	8	1270			Replicated/JackKnife Weight 12
244	WRWT13	Num	8	1278			Replicated/JackKnife Weight 13
245	WRWT14	Num	8	1286			Replicated/JackKnife Weight 14
246	WRWT15	Num	8	1294			Replicated/JackKnife Weight 15
247	WRWT16	Num	8	1302			Replicated/JackKnife Weight 16
248	WRWT17	Num	8	1310			Replicated/JackKnife Weight 17
249	WRWT18	Num	8	1318			Replicated/JackKnife Weight 18
250	WRWT19	Num	8	1326			Replicated/JackKnife Weight 19
251	WRWT20	Num	8	1334			Replicated/JackKnife Weight 20
252	WRWT21	Num	8	1342			Replicated/JackKnife Weight 21
253	WRWT22	Num	8	1350			Replicated/JackKnife Weight 22
254	WRWT23	Num	8	1358			Replicated/JackKnife Weight 23
255	WRWT24	Num	8	1366			Replicated/JackKnife Weight 24
256	WRWT25	Num	8	1374			Replicated/JackKnife Weight 25
257	WRWT26	Num	8	1382			Replicated/JackKnife Weight 26
258	WRWT27	Num	8	1390			Replicated/JackKnife Weight 27
259	WRWT28	Num	8	1398			Replicated/JackKnife Weight 28
260	WRWT29	Num	8	1406			Replicated/JackKnife Weight 29
261	WRWT30	Num	8	1414			Replicated/JackKnife Weight 30
262	WRWT31	Num	8	1422			Replicated/JackKnife Weight 31
263	WRWT32	Num	8	1430			Replicated/JackKnife Weight 32
264	WRWT33	Num	8	1438			Replicated/JackKnife Weight 33
265	WRWT34	Num	8	1446			Replicated/JackKnife Weight 34
266	WRWT35	Num	8	1454			Replicated/JackKnife Weight 35
267	WRWT36	Num	8	1462			Replicated/JackKnife Weight 36
268	WRWT37	Num	8	1470			Replicated/JackKnife Weight 37
269	WRWT38	Num	8	1478			Replicated/JackKnife Weight 38
270	WRWT39	Num	8	1486			Replicated/JackKnife Weight 39
271	WRWT40	Num	8	1494			Replicated/JackKnife Weight 40
272	WRWT41	Num	8	1502			Replicated/JackKnife Weight 41
273	WRWT42	Num	8	1510			Replicated/JackKnife Weight 42
274	WRWT43	Num	8	1518			Replicated/JackKnife Weight 43
275	WRWT44	Num	8	1526			Replicated/JackKnife Weight 44
276	WRWT45	Num	8	1534			Replicated/JackKnife Weight 45
277	WRWT46	Num	8	1542			Replicated/JackKnife Weight 46
278	WRWT47	Num	8	1550			Replicated/JackKnife Weight 47
279	WRWT48	Num	8	1558			Replicated/JackKnife Weight 48
280	WRWT49	Num	8	1566			Replicated/JackKnife Weight 49
281	WRWT50	Num	8	1574			Replicated/JackKnife Weight 50
282	WRWT51	Num	8	1582			Replicated/JackKnife Weight 51
283	WRWT52	Num	8	1590			Replicated/JackKnife Weight 52
284	WRWT53	Num	8	1598			Replicated/JackKnife Weight 53
285	WRWT54	Num	8	1606			Replicated/JackKnife Weight 54
286	WRWT55	Num	8	1614			Replicated/JackKnife Weight 55
287	WRWT56	Num	8	1622			Replicated/JackKnife Weight 56
288	WRWT57	Num	8	1630			Replicated/JackKnife Weight 57
289	WRWT58	Num	8	1638			Replicated/JackKnife Weight 58
290	WRWT59	Num	8	1646			Replicated/JackKnife Weight 59
291	WRWT60	Num	8	1654			Replicated/JackKnife Weight 60
209	XBNFGRP	Num	8	999	XBGC_S.		Constructed Beneficiary Group

The CONTENTS Procedure

-----Alphabetic List of Variables and Attributes-----

#	Variable	Type	Len	Pos	Format	Informat	Label
201	XENRLMT	Num	8	945	ENROLL.		Enrollment in TRICARE Prime
202	XENR_PCM	Num	8	953	PCM.		Enrollment by PCM type
203	XINS_COV	Num	8	961	INSURE.		Insurance Coverage
204	XQENROLL	Num	8	969	PCM.		Enrllmnt accordng to questionre rspnse
205	XREGION	Num	3	977	CREG.		XREGION - Region
208	XSEXA	Num	8	991	HASEX.		Male or Female - R

SAS PROC CONTENTS – ALPHABETICAL 2002 ADULT HCSDB – QUARTER III

The SAS System

1

The CONTENTS Procedure

```

Data Set Name: IN.HCS023_1      Observations:      13239
Member Type:   DATA           Variables:          268
Engine:        V6              Indexes:           0
Created:       17:01 Wednesday, November 6, 2002  Observation Length: 1545
Last Modified: 17:01 Wednesday, November 6, 2002  Deleted Observations: 0
Protection:                               Compressed:        YES
Data Set Type:                               Reuse Space:       NO
Label:                                               Point to Observations: NO
                                                Sorted:            NO
    
```

-----Engine/Host Dependent Information-----

```

Data Set Page Size:      16384
Number of Data Set Pages: 1021
Number of Data Set Repairs: 0
File Name:               C:\Files\DOD\Q3_2002\DATA\AFINAL\hcs023_1.sd2
Release Created:         6.08.00
Host Created:            WIN
    
```

-----Alphabetic List of Variables and Attributes-----

#	Variable	Type	Len	Pos	Format	Informat	Label
207	ADJ_CELL	Char	7	1050			ADJ_CELL - Adjusted STRATUM cell
206	BWT	Num	8	1042			BWT - Basic Sampling Weight
5	CACSMPL	Char	4	31	\$CAC.		CACSMPL - Catchment Area
182	CONUS	Num	3	855	CONUSMHS.		CONUS - CONUS/OCONUS Indicator
25	DAGEQY	Char	3	88			Age (As of 28 February 2002)
28	DBENCAT	Char	3	97	\$BENCAT.		Beneficiary Category
11	DCATCH	Char	4	62			Catchment Area
29	DMEDELG	Char	1	100	\$MEDELG.		Medical Privilege Code
12	DMIS_ID	Char	9	66			DMIS ID
30	DSPONSVC	Char	1	101	\$SPONSVC.		Derived Sponsor Branch of Service
141	DUPFLAG	Char	3	537			Multiple Response Indicator
13	E1	Char	1	75			Eligibility indicator for period = 1
14	E2	Char	1	76			Eligibility indicator for period = 2
15	E3	Char	1	77			Eligibility indicator for period = 3
16	E4	Char	1	78			Eligibility indicator for period = 4
17	E5	Char	1	79			Eligibility indicator for period = 5
18	E6	Char	1	80			Eligibility indicator for period = 6
19	E7	Char	1	81			Eligibility indicator for period = 7
6	ENBGSMPL	Char	2	35	\$ENBGS.		Enrollment by beneficiary category
26	FIELDAGE	Char	3	91			Age as of July 1st 2002
140	FLAG_FIN	Char	5	532	\$FINAL.	\$5.	Final Disposition
142	FNSTATUS	Num	8	540	FNSTATS.		Final Status
35	H02001	Num	4	112	YN.	11.	Are you the person listed on envelope
47	H02003	Num	4	160	MEDA.	11.	Currently Covered Medicare Part A
48	H02004	Num	4	164	MEDB.	11.	Currently Covered Medicare Part B
49	H02005	Num	4	168	MEDSUPP.	11.	Currently Covered Medicare Supplemental
50	H02006	Num	4	172	HPLAN1C_.	11.	Which health plan did you use most
51	H02007	Num	4	176	HPTIME.	11.	Yrs in a row with health plan
52	H02008	Num	4	180	YN.	11.	When joined hlth plan, rcv new prsnl Dr
53	H02009	Num	4	184	PROB1_.	11.	Health plan: prblm to get Dr happy with
54	H02010	Num	4	188	YN.	11.	Have one person think of as personal Dr
55	H02011	Num	4	192	RATE1_.	11.	Rating of your personal Dr or nurse
56	H02012	Num	4	196	YN.	11.	Currently enrolled in TRICARE Prime
57	H02013	Num	4	200	PCMBASE.	11.	TRICARE member:prmry care mgr mil or cvl
58	H02014	Num	4	204	YN.	11.	Know your PCM's name
59	H02015	Num	4	208	YN.	11.	In 1st yr:you/Dr think you need spclst
60	H02016	Num	4	212	PROB2_.	11.	In 1st yr:how much prblm rfrl to spclst
61	H02017	Num	4	216	YN.	11.	In 1st yr:did you see a specialist
62	H02018	Num	4	220	RATE2_.	11.	Rating of specialist seen in 1st yr
63	H02019	Num	4	224	YNOFT.	11.	In 1st yr:spclst saw same as persnl Dr
64	H02020	Num	4	228	YN.	11.	In 1st yr:call Dr for help/advice
65	H02021	Num	4	232	OFTEN2_.	11.	In 1st yr:when call how often get hlp nd
66	H02022	Num	4	236	YN.	11.	In 1st yr:make appts for reg hlth care

The CONTENTS Procedure

-----Alphabetic List of Variables and Attributes-----

#	Variable	Type	Len	Pos	Format	Informat	Label
67	H02023	Num	4	240	OFTEN3_.	11.	In lst yr:appt reg hlth care when wnted
68	H02024	Num	4	244	TIME1B_.	11.	In lst yr:days btwn appt & see prvdr
69	H02025	Num	4	248	YN.	11.	In lst yr:illness/injry care right away
70	H02026	Num	4	252	OFTEN4_.	11.	In lst yr:get care as soon as wanted
71	H02027	Num	4	256	TIME2_.	11.	In lst yr:wait btwn try get care,see prv
72	H02028	Num	4	260	OFTEN5_.	11.	In lst yr:goto emrgncy rm for own care
73	H02029	Num	4	264	OFTEN6_.	11.	In lst yr:goto Dr office/clinic for care
74	H02030	Num	4	268	PROB3_.	11.	In lst yr:prblm to get care thght ncssry
75	H02031	Num	4	272	PROB3_.	11.	In lst yr:prblm w/delays wait for apprv
76	H02032	Num	4	276	OFTEN7_.	11.	In lst yr:wait > 15 min past appt see Dr
77	H02033	Num	4	280	OFTEN7_.	11.	In lst yr:how oftn treat w/ crtsy/rspct
78	H02034	Num	4	284	OFTEN7_.	11.	In lst yr:how oftn staff helpful
79	H02035	Num	4	288	OFTEN7_.	11.	In lst yr:how oftn Drs listen to you
80	H02036	Num	4	292	OFTEN7_.	11.	In lst yr:how oftn Drs explain things
81	H02037	Num	4	296	OFTEN7_.	11.	In lst yr:how oftn Drs show respect
82	H02038	Num	4	300	OFTEN7_.	11.	In lst yr:how oftn Drs spend enough time
83	H02039	Num	4	304	RATE3_.	11.	Rating of all health care in lst yr
84	H02040	Num	4	308	OFTENPX.	11.	H02040
85	H02041	Num	4	312	PLACE.	11.	In lst yr:fcilty use most for Health care
86	H02042	Num	4	316	REASON1_.	11.	H02042
87	H02043	Num	4	320	YNDNK.	11.	In lst yr:send in any claims
88	H02044	Num	4	324	OFTEN9_.	11.	In lst yr:Hlth pln handle in rsnble time
89	H02045	Num	4	328	OFTEN9_.	11.	In lst yr:how oftn handle correctly
90	H02046	Num	4	332	OFTEN9_.	11.	In lst yr:before care, know amt to pay
91	H02047	Num	4	336	YNINFOB.	11.	In lst yr:info in written materials
92	H02048	Num	4	340	PROB8_.	11.	In lst yr:prblm to find/undrstnd mtrls
93	H02049	Num	4	344	YN.	11.	In lst yr:health plan's cstmr srvc help
94	H02050	Num	4	348	PROB9_.	11.	In lst yr:prblm get help from cstmr srvc
95	H02051	Num	4	352	YN.	11.	Call or write plan with complaint/prblm
96	H02052	Num	4	356	TIME4_.	11.	How long for Hlth pln to resolve cmplt
97	H02053	Num	4	360	SETTLED.	11.	Complaint/prblm settled to satisfaction
98	H02054	Num	4	364	YN.	11.	In lst yr:experiences with paperwork
99	H02055	Num	4	368	PROB10_.	11.	In lst yr:prblms with paperwork
100	H02056	Num	4	372	RATE4_.	11.	Rating of all experience with hlth plan
101	H02057	Num	4	376	LIKELY.	11.	In nxt yr:lkly to dsnlr in TRICARE Prime
102	H02058	Num	4	380	TIME5_.	11.	Not sick/prgnt: lst mdcl/physcl exam
103	H02059	Num	4	384	TIME6_.	11.	Blood pressure: when lst reading
104	H02060	Num	4	388	YNBP_.	11.	Blood pressure: know if too high or not
105	H02061	Num	4	392	TIME7_.	11.	When lst have cholesterol screening
106	H02062	Num	4	396	TIME8_.	11.	When did you lst have a flu shot
107	H02063	Num	4	400	SMOKE.	11.	Smoked at least 100 cigarettes in life
108	H02064	Num	4	404	TIME9_.	11.	Smoke everyday, some days or not at all
109	H02065	Num	4	408	TIME10_.	11.	How long since you quit smoking
110	H02066	Num	4	412	OFTEN11_.	11.	lst yr: # visits advised to quit smoking
111	H02067	Num	4	416	SEX.	11.	Are you male or female
112	H02068	Num	4	420	TIME11_.	11.	lst prostate disease exam or blood test
113	H02069	Num	4	424	TIME12_.	11.	lst have a Pap smear test
114	H02070	Num	4	428	YN.	11.	Are you under age 40
115	H02071	Num	4	432	TIME13_.	11.	lst time: breasts checked mammography
116	H02072	Num	4	436	TIME14_.	11.	lst time: breast exam by professional
117	H02073	Num	4	440	YNPREG.	11.	Been pregnant in lst yr or pregnant now
118	H02074	Num	4	444	PREG1_.	11.	In what trimester is your pregnancy
119	H02075	Num	4	448	PREG2_.	11.	Trimester first received prenatal care
120	H02076	Num	4	452	HEALTH.	11.	In gnrl, how would you rate ovrrll hlth
121	H02077	Num	4	456	HTSP.	11.	Are you Spanish/Hispanic/Latino
36	H02002A	Num	4	116	MARKED.	11.	Health plan(s) covered: TRICARE Prime
37	H02002C	Num	4	120	MARKED.	11.	Health plan(s) covered: TRICARE Ext/Stnd
38	H02002F	Num	4	124	MARKED.	11.	Health plan(s) covered: MEDICARE
39	H02002G	Num	4	128	MARKED.	11.	Health plan(s) covered: FEHBP
40	H02002H	Num	4	132	MARKED.	11.	Health plan(s) covered: Medicaid
41	H02002I	Num	4	136	MARKED.	11.	Health plan(s) covered: Civilian HMO
42	H02002J	Num	4	140	MARKED.	11.	Health plan(s) covered: Other civilian
43	H02002K	Num	4	144	MARKED.	11.	Health plan(s) covered: USFHP
44	H02002L	Num	4	148	MARKED.	11.	Health plan(s) covered: Not sure
45	H02002M	Num	4	152	MARKED.	11.	Health plan(s) covered: Veterans
46	H02002N	Num	4	156	MARKED.	11.	Health plan(s) covered: TRICARE Plus

The CONTENTS Procedure

-----Alphabetic List of Variables and Attributes-----

#	Variable	Type	Len	Pos	Format	Informat	Label
199	HP_BP	Num	8	986	HAYNN2_.		Bld prsrre chck in last 2 yrs, know rslts
203	HP_BRST	Num	8	1018	HAYNN.		Women >=40, breast exam in last 12 mnths
204	HP_CHOL	Num	8	1026	HAYNN.		Cholesterol screening in last 5 yrs
200	HP_FLU	Num	8	994	HAYNN.		65 and older, flu shot in last 12 mnths
202	HP_GP	Num	8	1010	HAYNN.		General physical exam in last 12 mnths
197	HP_MAM50	Num	8	970	HAYNN.		Women 50>=, mammography in pst 2 yrs
196	HP_MAMOG	Num	8	962	HAYNN.		Women 40>=, mammography in pst 2 yrs
198	HP_PAP	Num	8	978	HAYNN.		All women, Pap smear in last 3 yrs
195	HP_PRNTL	Num	8	954	PRNTL.		Prgnt in last yr, receivd cre 1st trimst
201	HP_PROS	Num	8	1002	HAYNN.		Men 50>=, prostrate exam in last 12 mnth
205	HP_SMOKE	Num	8	1034	HAYNN.		Advised to quit smoking in last 12 mnths
189	KBGPRB1	Num	8	906	HAYNN.		Big problem getting referrals to splclst
190	KBGPRB2	Num	8	914	HAYNN.		Big problem getting necessary care
194	KBRSTCR	Num	8	946	HAYNN.		Women 40>= ever had mammogram & brst exm
193	KCIVINS	Num	8	938	HAYNN2_.		Beneficiary coverd by civilian insurance
188	KCIVOFFC	Num	8	898	HAYNN.		Office wait of 15 min or more-Civ
192	KCIVOPQY	Num	8	930	HAGRID.		Outpatient visits to Civilian facility
186	KDISENRL	Num	8	882	HAYNN.		Intention to disenroll
143	KEYCOUNT	Num	8	548			# of Key Questions Answered
187	KMILOFFC	Num	8	890	HAYNN.		Office wait of 15 min or more-Mil
191	KMILOPQY	Num	8	922	HAGRID.		Outpatient visits to Military facility
24	LEGDDSCD	Char	2	86	\$DDSFMT.		DDS Code
31	MBRRELCD	Char	1	102	\$MBRREL.		Member Relationship Code
32	MEDTYPE	Char	1	103	\$MEDTYPE.		Medicare Type
169	MISS_1	Num	8	756	HAMISS.		Count of: Violates Skip Pattern
170	MISS_4	Num	8	764	HAMISS.		Count of: Incomplete grid error
171	MISS_5	Num	8	772	HAMISS.		Count of: Scalable reponse of Don't know
172	MISS_6	Num	8	780	HAMISS.		Count of: Not applicable - valid skip
173	MISS_7	Num	8	788	HAMISS.		Count of: Out-of-range error
174	MISS_8	Num	8	796	HAMISS.		Count of: Multiple response error
175	MISS_9	Num	8	804	HAMISS.		Count of: No response - invalid skip
176	MISS_TOT	Num	8	812	HAMISS.		Total number of missing responses
7	MPCSMPL	Num	8	37	MPCSMPL.		MPCSMPL - Military Personnel Category
1	MPRID	Char	8	0	\$8.	\$42.	Unique MPR Identifier
21	MRTLSTAT	Char	1	83	\$MSTATUS.		Marital Status
144	N1	Num	8	556			Coding Scheme Note 1
145	N2	Num	8	564			Coding Scheme Note 2
146	N3	Num	8	572			Coding Scheme Note 3
147	N4	Num	8	580			Coding Scheme Note 4
148	N5	Num	8	588			Coding Scheme Note 5
149	N6	Num	8	596			Coding Scheme Note 6
150	N7	Num	8	604			Coding Scheme Note 7
151	N8	Num	8	612			Coding Scheme Note 8
152	N9	Num	8	620			Coding Scheme Note 9
153	N10	Num	8	628			Coding Scheme Note 10
154	N11	Num	8	636			Coding Scheme Note 11
155	N12	Num	8	644			Coding Scheme Note 12
156	N13	Num	8	652			Coding Scheme Note 13
157	N14	Num	8	660			Coding Scheme Note 14
158	N15	Num	8	668			Coding Scheme Note 15
159	N16	Num	8	676			Coding Scheme Note 16
160	N17	Num	8	684			Coding Scheme Note 17
161	N18	Num	8	692			Coding Scheme Note 18
162	N19	Num	8	700			Coding Scheme Note 19
163	N24	Num	8	708			Coding Scheme Note 24
167	N26	Num	8	740			Coding Scheme Note 26
168	N27	Num	8	748			Coding Scheme Note 27
164	N25A	Num	8	716			Coding Scheme Note 25A
165	N25B	Num	8	724			Coding Scheme Note 25B
166	N25C	Num	8	732			Coding Scheme Note 25C
8	NHFF	Num	8	45			NHFF - Stratum Sample Size
183	OUTCATCH	Num	8	858	OCATCH.		Out of catchment area indicator
33	PATCAT	Char	7	104	\$AGGBCAT.		Aggregated Beneficiary Category
27	PCM	Char	3	94	\$PCM.		Primary Manager Code (CIV or MIL)
34	PNLCATCD	Char	1	111	\$PNLCAT.		Personnel Category Code (Duty Status)
23	PNSEXCD	Char	1	85	\$SEXCD.		Person Gender
10	QUARTER	Char	7	55			Survey Quarter

The CONTENTS Procedure

-----Alphabetic List of Variables and Attributes-----

#	Variable	Type	Len	Pos	Format	Informat	Label
22	RACEETHN	Char	1	84	\$RACECD.		Race/Ethnic Code
129	S02D01	Num	4	488	YN.	11.	In lst yr: care from dentist office/clin
130	S02D02	Num	4	492	TIMED_.	11.	In lst yr: go to dentist for self
131	S02D03	Num	4	496	RATED_.	11.	Rating of dental care
132	S02M01	Num	4	500	YN.	11.	In lst yr: treatment for personal/family
133	S02M02	Num	4	504	PROBTC_.	11.	Problm get treatment/counsel through hea
134	S02M03	Num	4	508	RATE4_.	11.	Rating of treatment/counseling
135	S02P01	Num	4	512	YN.	11.	In lst yr: new prescription/refill
136	S02P02	Num	4	516	PROBP_.	11.	In lst yr: problem get medicine from hea
137	S02P03	Num	4	520	OFTENP_.	11.	In lst yr: how often get medicine throug
138	S02X01	Num	4	524	HEALTH.	11.	S02X01
139	S02X02	Num	4	528	RATE4_.	11.	S02X02
20	SERVAFF	Char	1	82	\$SERVAFF.		Service Affiliation
9	SERVAREA	Char	2	53	\$SRVAREA.		Service Area
3	SEXSMPL	Num	8	16	SEX.		SEXSMPL - Sex
128	SRAGE	Num	4	484	AGEGRP.	11.	What is your age now
122	SREDA	Num	4	460	EDUC.	11.	Highest grade completed
123	SRRACEA	Num	4	464	MARKED.	11.	Race: White
124	SRRACEB	Num	4	468	MARKED.	11.	Race: Black or African American
125	SRRACEC	Num	4	472	MARKED.	11.	Race: American Indian or Alaska Native
126	SRRACED	Num	4	476	MARKED.	11.	Race: Asian
127	SRRACEE	Num	4	480	MARKED.	11.	Race: Native Hawaiian/other Pacific Isl.
4	STRATUM	Char	7	24			Sampling STRATUM
2	SVCSMPL	Num	8	8	SVCSMPL.		SVCSMPL - Branch of Service
268	WRWT	Num	8	1537			Final Weight
208	WRWT1	Num	8	1057			Replicated/JackKnife Weight 1
209	WRWT2	Num	8	1065			Replicated/JackKnife Weight 2
210	WRWT3	Num	8	1073			Replicated/JackKnife Weight 3
211	WRWT4	Num	8	1081			Replicated/JackKnife Weight 4
212	WRWT5	Num	8	1089			Replicated/JackKnife Weight 5
213	WRWT6	Num	8	1097			Replicated/JackKnife Weight 6
214	WRWT7	Num	8	1105			Replicated/JackKnife Weight 7
215	WRWT8	Num	8	1113			Replicated/JackKnife Weight 8
216	WRWT9	Num	8	1121			Replicated/JackKnife Weight 9
217	WRWT10	Num	8	1129			Replicated/JackKnife Weight 10
218	WRWT11	Num	8	1137			Replicated/JackKnife Weight 11
219	WRWT12	Num	8	1145			Replicated/JackKnife Weight 12
220	WRWT13	Num	8	1153			Replicated/JackKnife Weight 13
221	WRWT14	Num	8	1161			Replicated/JackKnife Weight 14
222	WRWT15	Num	8	1169			Replicated/JackKnife Weight 15
223	WRWT16	Num	8	1177			Replicated/JackKnife Weight 16
224	WRWT17	Num	8	1185			Replicated/JackKnife Weight 17
225	WRWT18	Num	8	1193			Replicated/JackKnife Weight 18
226	WRWT19	Num	8	1201			Replicated/JackKnife Weight 19
227	WRWT20	Num	8	1209			Replicated/JackKnife Weight 20
228	WRWT21	Num	8	1217			Replicated/JackKnife Weight 21
229	WRWT22	Num	8	1225			Replicated/JackKnife Weight 22
230	WRWT23	Num	8	1233			Replicated/JackKnife Weight 23
231	WRWT24	Num	8	1241			Replicated/JackKnife Weight 24
232	WRWT25	Num	8	1249			Replicated/JackKnife Weight 25
233	WRWT26	Num	8	1257			Replicated/JackKnife Weight 26
234	WRWT27	Num	8	1265			Replicated/JackKnife Weight 27
235	WRWT28	Num	8	1273			Replicated/JackKnife Weight 28
236	WRWT29	Num	8	1281			Replicated/JackKnife Weight 29
237	WRWT30	Num	8	1289			Replicated/JackKnife Weight 30
238	WRWT31	Num	8	1297			Replicated/JackKnife Weight 31
239	WRWT32	Num	8	1305			Replicated/JackKnife Weight 32
240	WRWT33	Num	8	1313			Replicated/JackKnife Weight 33
241	WRWT34	Num	8	1321			Replicated/JackKnife Weight 34
242	WRWT35	Num	8	1329			Replicated/JackKnife Weight 35
243	WRWT36	Num	8	1337			Replicated/JackKnife Weight 36
244	WRWT37	Num	8	1345			Replicated/JackKnife Weight 37
245	WRWT38	Num	8	1353			Replicated/JackKnife Weight 38
246	WRWT39	Num	8	1361			Replicated/JackKnife Weight 39
247	WRWT40	Num	8	1369			Replicated/JackKnife Weight 40
248	WRWT41	Num	8	1377			Replicated/JackKnife Weight 41
249	WRWT42	Num	8	1385			Replicated/JackKnife Weight 42

The CONTENTS Procedure

-----Alphabetic List of Variables and Attributes-----

#	Variable	Type	Len	Pos	Format	Informat	Label
250	WRWT43	Num	8	1393			Replicated/JackKnife Weight 43
251	WRWT44	Num	8	1401			Replicated/JackKnife Weight 44
252	WRWT45	Num	8	1409			Replicated/JackKnife Weight 45
253	WRWT46	Num	8	1417			Replicated/JackKnife Weight 46
254	WRWT47	Num	8	1425			Replicated/JackKnife Weight 47
255	WRWT48	Num	8	1433			Replicated/JackKnife Weight 48
256	WRWT49	Num	8	1441			Replicated/JackKnife Weight 49
257	WRWT50	Num	8	1449			Replicated/JackKnife Weight 50
258	WRWT51	Num	8	1457			Replicated/JackKnife Weight 51
259	WRWT52	Num	8	1465			Replicated/JackKnife Weight 52
260	WRWT53	Num	8	1473			Replicated/JackKnife Weight 53
261	WRWT54	Num	8	1481			Replicated/JackKnife Weight 54
262	WRWT55	Num	8	1489			Replicated/JackKnife Weight 55
263	WRWT56	Num	8	1497			Replicated/JackKnife Weight 56
264	WRWT57	Num	8	1505			Replicated/JackKnife Weight 57
265	WRWT58	Num	8	1513			Replicated/JackKnife Weight 58
266	WRWT59	Num	8	1521			Replicated/JackKnife Weight 59
267	WRWT60	Num	8	1529			Replicated/JackKnife Weight 60
185	XBNFGRP	Num	8	874	XBGC_S.		Constructed Beneficiary Group
177	XENRLLMT	Num	8	820	ENROLL.		Enrollment in TRICARE Prime
178	XENR_PCM	Num	8	828	PCM.		Enrollment by PCM type
179	XINS_COV	Num	8	836	INSURE.		Insurance Coverage
180	XQENROLL	Num	8	844	PCM.		Enrllmnt accordng to questionre rspnse
181	XREGION	Num	3	852	CREG.		XREGION - Region
184	XSEXA	Num	8	866	HASEX.		Male or Female - R

SAS PROC CONTENTS – ALPHABETICAL 2002 ADULT HCSDB – QUARTER IV

The SAS System

1

CONTENTS PROCEDURE

Data Set Name: IN.HCS02A_1	Observations:	54683
Member Type: DATA	Variables:	633
Engine: V612	Indexes:	0
Created: 14:15 Tuesday, February 4, 2003	Observation Length:	4014
Last Modified: 14:15 Tuesday, February 4, 2003	Deleted Observations:	0
Protection:	Compressed:	YES
Data Set Type:	Reuse Space:	NO
	Sorted:	NO

Label:

-----Engine/Host Dependent Information-----

Data Set Page Size: 16384
 Number of Data Set Pages: 13676
 File Format: 607

-----Alphabetic List of Variables and Attributes-----

#	Variable	Type	Len	Pos	Format	Informat	Label
331	ADJ_CELL	Num	8	1590			ADJ_CELL - Adjusted STRATUM cell
330	BWT	Num	8	1582			BWT - Basic Sampling Weight
5	CACSMPL	Num	8	31	CAC.		CACSMPL - Catchment Area
293	CONUS	Num	3	1349	CONUSMHS.		CONUS - CONUS/OCONUS Indicator
393	CWRWT	Num	8	2086			Combined Annual Weight
394	CWRWT1	Num	8	2094			Combined Replicated Weight 1
395	CWRWT2	Num	8	2102			Combined Replicated Weight 2
396	CWRWT3	Num	8	2110			Combined Replicated Weight 3
397	CWRWT4	Num	8	2118			Combined Replicated Weight 4
398	CWRWT5	Num	8	2126			Combined Replicated Weight 5
399	CWRWT6	Num	8	2134			Combined Replicated Weight 6
400	CWRWT7	Num	8	2142			Combined Replicated Weight 7
401	CWRWT8	Num	8	2150			Combined Replicated Weight 8
402	CWRWT9	Num	8	2158			Combined Replicated Weight 9
403	CWRWT10	Num	8	2166			Combined Replicated Weight 10
404	CWRWT11	Num	8	2174			Combined Replicated Weight 11
405	CWRWT12	Num	8	2182			Combined Replicated Weight 12
406	CWRWT13	Num	8	2190			Combined Replicated Weight 13
407	CWRWT14	Num	8	2198			Combined Replicated Weight 14
408	CWRWT15	Num	8	2206			Combined Replicated Weight 15
409	CWRWT16	Num	8	2214			Combined Replicated Weight 16
410	CWRWT17	Num	8	2222			Combined Replicated Weight 17
411	CWRWT18	Num	8	2230			Combined Replicated Weight 18
412	CWRWT19	Num	8	2238			Combined Replicated Weight 19
413	CWRWT20	Num	8	2246			Combined Replicated Weight 20
414	CWRWT21	Num	8	2254			Combined Replicated Weight 21
415	CWRWT22	Num	8	2262			Combined Replicated Weight 22
416	CWRWT23	Num	8	2270			Combined Replicated Weight 23
417	CWRWT24	Num	8	2278			Combined Replicated Weight 24
418	CWRWT25	Num	8	2286			Combined Replicated Weight 25
419	CWRWT26	Num	8	2294			Combined Replicated Weight 26
420	CWRWT27	Num	8	2302			Combined Replicated Weight 27
421	CWRWT28	Num	8	2310			Combined Replicated Weight 28
422	CWRWT29	Num	8	2318			Combined Replicated Weight 29
423	CWRWT30	Num	8	2326			Combined Replicated Weight 30
424	CWRWT31	Num	8	2334			Combined Replicated Weight 31
425	CWRWT32	Num	8	2342			Combined Replicated Weight 32
426	CWRWT33	Num	8	2350			Combined Replicated Weight 33
427	CWRWT34	Num	8	2358			Combined Replicated Weight 34
428	CWRWT35	Num	8	2366			Combined Replicated Weight 35
429	CWRWT36	Num	8	2374			Combined Replicated Weight 36
430	CWRWT37	Num	8	2382			Combined Replicated Weight 37
431	CWRWT38	Num	8	2390			Combined Replicated Weight 38
432	CWRWT39	Num	8	2398			Combined Replicated Weight 39
433	CWRWT40	Num	8	2406			Combined Replicated Weight 40
434	CWRWT41	Num	8	2414			Combined Replicated Weight 41
435	CWRWT42	Num	8	2422			Combined Replicated Weight 42
436	CWRWT43	Num	8	2430			Combined Replicated Weight 43
437	CWRWT44	Num	8	2438			Combined Replicated Weight 44
438	CWRWT45	Num	8	2446			Combined Replicated Weight 45

CONTENTS PROCEDURE

#	Variable	Type	Len	Pos	Format	Informat	Label
439	CWRWT46	Num	8	2454			Combined Replicated Weight 46
440	CWRWT47	Num	8	2462			Combined Replicated Weight 47
441	CWRWT48	Num	8	2470			Combined Replicated Weight 48
442	CWRWT49	Num	8	2478			Combined Replicated Weight 49
443	CWRWT50	Num	8	2486			Combined Replicated Weight 50
444	CWRWT51	Num	8	2494			Combined Replicated Weight 51
445	CWRWT52	Num	8	2502			Combined Replicated Weight 52
446	CWRWT53	Num	8	2510			Combined Replicated Weight 53
447	CWRWT54	Num	8	2518			Combined Replicated Weight 54
448	CWRWT55	Num	8	2526			Combined Replicated Weight 55
449	CWRWT56	Num	8	2534			Combined Replicated Weight 56
450	CWRWT57	Num	8	2542			Combined Replicated Weight 57
451	CWRWT58	Num	8	2550			Combined Replicated Weight 58
452	CWRWT59	Num	8	2558			Combined Replicated Weight 59
453	CWRWT60	Num	8	2566			Combined Replicated Weight 60
454	CWRWT61	Num	8	2574			Combined Replicated Weight 61
455	CWRWT62	Num	8	2582			Combined Replicated Weight 62
456	CWRWT63	Num	8	2590			Combined Replicated Weight 63
457	CWRWT64	Num	8	2598			Combined Replicated Weight 64
458	CWRWT65	Num	8	2606			Combined Replicated Weight 65
459	CWRWT66	Num	8	2614			Combined Replicated Weight 66
460	CWRWT67	Num	8	2622			Combined Replicated Weight 67
461	CWRWT68	Num	8	2630			Combined Replicated Weight 68
462	CWRWT69	Num	8	2638			Combined Replicated Weight 69
463	CWRWT70	Num	8	2646			Combined Replicated Weight 70
464	CWRWT71	Num	8	2654			Combined Replicated Weight 71
465	CWRWT72	Num	8	2662			Combined Replicated Weight 72
466	CWRWT73	Num	8	2670			Combined Replicated Weight 73
467	CWRWT74	Num	8	2678			Combined Replicated Weight 74
468	CWRWT75	Num	8	2686			Combined Replicated Weight 75
469	CWRWT76	Num	8	2694			Combined Replicated Weight 76
470	CWRWT77	Num	8	2702			Combined Replicated Weight 77
471	CWRWT78	Num	8	2710			Combined Replicated Weight 78
472	CWRWT79	Num	8	2718			Combined Replicated Weight 79
473	CWRWT80	Num	8	2726			Combined Replicated Weight 80
474	CWRWT81	Num	8	2734			Combined Replicated Weight 81
475	CWRWT82	Num	8	2742			Combined Replicated Weight 82
476	CWRWT83	Num	8	2750			Combined Replicated Weight 83
477	CWRWT84	Num	8	2758			Combined Replicated Weight 84
478	CWRWT85	Num	8	2766			Combined Replicated Weight 85
479	CWRWT86	Num	8	2774			Combined Replicated Weight 86
480	CWRWT87	Num	8	2782			Combined Replicated Weight 87
481	CWRWT88	Num	8	2790			Combined Replicated Weight 88
482	CWRWT89	Num	8	2798			Combined Replicated Weight 89
483	CWRWT90	Num	8	2806			Combined Replicated Weight 90
484	CWRWT91	Num	8	2814			Combined Replicated Weight 91
485	CWRWT92	Num	8	2822			Combined Replicated Weight 92
486	CWRWT93	Num	8	2830			Combined Replicated Weight 93
487	CWRWT94	Num	8	2838			Combined Replicated Weight 94
488	CWRWT95	Num	8	2846			Combined Replicated Weight 95
489	CWRWT96	Num	8	2854			Combined Replicated Weight 96
490	CWRWT97	Num	8	2862			Combined Replicated Weight 97
491	CWRWT98	Num	8	2870			Combined Replicated Weight 98
492	CWRWT99	Num	8	2878			Combined Replicated Weight 99
493	CWRWT100	Num	8	2886			Combined Replicated Weight 100
494	CWRWT101	Num	8	2894			Combined Replicated Weight 101
495	CWRWT102	Num	8	2902			Combined Replicated Weight 102
496	CWRWT103	Num	8	2910			Combined Replicated Weight 103
497	CWRWT104	Num	8	2918			Combined Replicated Weight 104
498	CWRWT105	Num	8	2926			Combined Replicated Weight 105
499	CWRWT106	Num	8	2934			Combined Replicated Weight 106
500	CWRWT107	Num	8	2942			Combined Replicated Weight 107
501	CWRWT108	Num	8	2950			Combined Replicated Weight 108
502	CWRWT109	Num	8	2958			Combined Replicated Weight 109
503	CWRWT110	Num	8	2966			Combined Replicated Weight 110
504	CWRWT111	Num	8	2974			Combined Replicated Weight 111
505	CWRWT112	Num	8	2982			Combined Replicated Weight 112
506	CWRWT113	Num	8	2990			Combined Replicated Weight 113

CONTENTS PROCEDURE

#	Variable	Type	Len	Pos	Format	Informat	Label
507	CWRWT114	Num	8	2998			Combined Replicated Weight 114
508	CWRWT115	Num	8	3006			Combined Replicated Weight 115
509	CWRWT116	Num	8	3014			Combined Replicated Weight 116
510	CWRWT117	Num	8	3022			Combined Replicated Weight 117
511	CWRWT118	Num	8	3030			Combined Replicated Weight 118
512	CWRWT119	Num	8	3038			Combined Replicated Weight 119
513	CWRWT120	Num	8	3046			Combined Replicated Weight 120
514	CWRWT121	Num	8	3054			Combined Replicated Weight 121
515	CWRWT122	Num	8	3062			Combined Replicated Weight 122
516	CWRWT123	Num	8	3070			Combined Replicated Weight 123
517	CWRWT124	Num	8	3078			Combined Replicated Weight 124
518	CWRWT125	Num	8	3086			Combined Replicated Weight 125
519	CWRWT126	Num	8	3094			Combined Replicated Weight 126
520	CWRWT127	Num	8	3102			Combined Replicated Weight 127
521	CWRWT128	Num	8	3110			Combined Replicated Weight 128
522	CWRWT129	Num	8	3118			Combined Replicated Weight 129
523	CWRWT130	Num	8	3126			Combined Replicated Weight 130
524	CWRWT131	Num	8	3134			Combined Replicated Weight 131
525	CWRWT132	Num	8	3142			Combined Replicated Weight 132
526	CWRWT133	Num	8	3150			Combined Replicated Weight 133
527	CWRWT134	Num	8	3158			Combined Replicated Weight 134
528	CWRWT135	Num	8	3166			Combined Replicated Weight 135
529	CWRWT136	Num	8	3174			Combined Replicated Weight 136
530	CWRWT137	Num	8	3182			Combined Replicated Weight 137
531	CWRWT138	Num	8	3190			Combined Replicated Weight 138
532	CWRWT139	Num	8	3198			Combined Replicated Weight 139
533	CWRWT140	Num	8	3206			Combined Replicated Weight 140
534	CWRWT141	Num	8	3214			Combined Replicated Weight 141
535	CWRWT142	Num	8	3222			Combined Replicated Weight 142
536	CWRWT143	Num	8	3230			Combined Replicated Weight 143
537	CWRWT144	Num	8	3238			Combined Replicated Weight 144
538	CWRWT145	Num	8	3246			Combined Replicated Weight 145
539	CWRWT146	Num	8	3254			Combined Replicated Weight 146
540	CWRWT147	Num	8	3262			Combined Replicated Weight 147
541	CWRWT148	Num	8	3270			Combined Replicated Weight 148
542	CWRWT149	Num	8	3278			Combined Replicated Weight 149
543	CWRWT150	Num	8	3286			Combined Replicated Weight 150
544	CWRWT151	Num	8	3294			Combined Replicated Weight 151
545	CWRWT152	Num	8	3302			Combined Replicated Weight 152
546	CWRWT153	Num	8	3310			Combined Replicated Weight 153
547	CWRWT154	Num	8	3318			Combined Replicated Weight 154
548	CWRWT155	Num	8	3326			Combined Replicated Weight 155
549	CWRWT156	Num	8	3334			Combined Replicated Weight 156
550	CWRWT157	Num	8	3342			Combined Replicated Weight 157
551	CWRWT158	Num	8	3350			Combined Replicated Weight 158
552	CWRWT159	Num	8	3358			Combined Replicated Weight 159
553	CWRWT160	Num	8	3366			Combined Replicated Weight 160
554	CWRWT161	Num	8	3374			Combined Replicated Weight 161
555	CWRWT162	Num	8	3382			Combined Replicated Weight 162
556	CWRWT163	Num	8	3390			Combined Replicated Weight 163
557	CWRWT164	Num	8	3398			Combined Replicated Weight 164
558	CWRWT165	Num	8	3406			Combined Replicated Weight 165
559	CWRWT166	Num	8	3414			Combined Replicated Weight 166
560	CWRWT167	Num	8	3422			Combined Replicated Weight 167
561	CWRWT168	Num	8	3430			Combined Replicated Weight 168
562	CWRWT169	Num	8	3438			Combined Replicated Weight 169
563	CWRWT170	Num	8	3446			Combined Replicated Weight 170
564	CWRWT171	Num	8	3454			Combined Replicated Weight 171
565	CWRWT172	Num	8	3462			Combined Replicated Weight 172
566	CWRWT173	Num	8	3470			Combined Replicated Weight 173
567	CWRWT174	Num	8	3478			Combined Replicated Weight 174
568	CWRWT175	Num	8	3486			Combined Replicated Weight 175
569	CWRWT176	Num	8	3494			Combined Replicated Weight 176
570	CWRWT177	Num	8	3502			Combined Replicated Weight 177
571	CWRWT178	Num	8	3510			Combined Replicated Weight 178
572	CWRWT179	Num	8	3518			Combined Replicated Weight 179
573	CWRWT180	Num	8	3526			Combined Replicated Weight 180
574	CWRWT181	Num	8	3534			Combined Replicated Weight 181

CONTENTS PROCEDURE

#	Variable	Type	Len	Pos	Format	Informat	Label
575	CWRWT182	Num	8	3542			Combined Replicated Weight 182
576	CWRWT183	Num	8	3550			Combined Replicated Weight 183
577	CWRWT184	Num	8	3558			Combined Replicated Weight 184
578	CWRWT185	Num	8	3566			Combined Replicated Weight 185
579	CWRWT186	Num	8	3574			Combined Replicated Weight 186
580	CWRWT187	Num	8	3582			Combined Replicated Weight 187
581	CWRWT188	Num	8	3590			Combined Replicated Weight 188
582	CWRWT189	Num	8	3598			Combined Replicated Weight 189
583	CWRWT190	Num	8	3606			Combined Replicated Weight 190
584	CWRWT191	Num	8	3614			Combined Replicated Weight 191
585	CWRWT192	Num	8	3622			Combined Replicated Weight 192
586	CWRWT193	Num	8	3630			Combined Replicated Weight 193
587	CWRWT194	Num	8	3638			Combined Replicated Weight 194
588	CWRWT195	Num	8	3646			Combined Replicated Weight 195
589	CWRWT196	Num	8	3654			Combined Replicated Weight 196
590	CWRWT197	Num	8	3662			Combined Replicated Weight 197
591	CWRWT198	Num	8	3670			Combined Replicated Weight 198
592	CWRWT199	Num	8	3678			Combined Replicated Weight 199
593	CWRWT200	Num	8	3686			Combined Replicated Weight 200
594	CWRWT201	Num	8	3694			Combined Replicated Weight 201
595	CWRWT202	Num	8	3702			Combined Replicated Weight 202
596	CWRWT203	Num	8	3710			Combined Replicated Weight 203
597	CWRWT204	Num	8	3718			Combined Replicated Weight 204
598	CWRWT205	Num	8	3726			Combined Replicated Weight 205
599	CWRWT206	Num	8	3734			Combined Replicated Weight 206
600	CWRWT207	Num	8	3742			Combined Replicated Weight 207
601	CWRWT208	Num	8	3750			Combined Replicated Weight 208
602	CWRWT209	Num	8	3758			Combined Replicated Weight 209
603	CWRWT210	Num	8	3766			Combined Replicated Weight 210
604	CWRWT211	Num	8	3774			Combined Replicated Weight 211
605	CWRWT212	Num	8	3782			Combined Replicated Weight 212
606	CWRWT213	Num	8	3790			Combined Replicated Weight 213
607	CWRWT214	Num	8	3798			Combined Replicated Weight 214
608	CWRWT215	Num	8	3806			Combined Replicated Weight 215
609	CWRWT216	Num	8	3814			Combined Replicated Weight 216
610	CWRWT217	Num	8	3822			Combined Replicated Weight 217
611	CWRWT218	Num	8	3830			Combined Replicated Weight 218
612	CWRWT219	Num	8	3838			Combined Replicated Weight 219
613	CWRWT220	Num	8	3846			Combined Replicated Weight 220
614	CWRWT221	Num	8	3854			Combined Replicated Weight 221
615	CWRWT222	Num	8	3862			Combined Replicated Weight 222
616	CWRWT223	Num	8	3870			Combined Replicated Weight 223
617	CWRWT224	Num	8	3878			Combined Replicated Weight 224
618	CWRWT225	Num	8	3886			Combined Replicated Weight 225
619	CWRWT226	Num	8	3894			Combined Replicated Weight 226
620	CWRWT227	Num	8	3902			Combined Replicated Weight 227
621	CWRWT228	Num	8	3910			Combined Replicated Weight 228
622	CWRWT229	Num	8	3918			Combined Replicated Weight 229
623	CWRWT230	Num	8	3926			Combined Replicated Weight 230
624	CWRWT231	Num	8	3934			Combined Replicated Weight 231
625	CWRWT232	Num	8	3942			Combined Replicated Weight 232
626	CWRWT233	Num	8	3950			Combined Replicated Weight 233
627	CWRWT234	Num	8	3958			Combined Replicated Weight 234
628	CWRWT235	Num	8	3966			Combined Replicated Weight 235
629	CWRWT236	Num	8	3974			Combined Replicated Weight 236
630	CWRWT237	Num	8	3982			Combined Replicated Weight 237
631	CWRWT238	Num	8	3990			Combined Replicated Weight 238
632	CWRWT239	Num	8	3998			Combined Replicated Weight 239
633	CWRWT240	Num	8	4006			Combined Replicated Weight 240
26	DAGEQY	Char	3	89			Age at time of data collection
29	DBENCAT	Char	3	105	\$BENCAT.		Beneficiary Category
10	DCATCH	Char	4	59			Catchment Area
30	DMEDELG	Char	1	108	\$MEDELG.		Medical Privilege Code
11	DMIS_ID	Char	9	63			DMIS ID
31	DSPONSVC	Char	1	109	\$SPONSVC.		Derived Sponsor Branch of Service
242	DUPFLAG	Char	3	952			Multiple Response Indicator
12	E1	Char	1	72	\$E_.		Eligibility indicator for period = 1
13	E2	Char	1	73	\$E_.		Eligibility indicator for period = 2

CONTENTS PROCEDURE

#	Variable	Type	Len	Pos	Format	Informat	Label
14	E3	Char	1	74	\$E_.		Eligibility indicator for period = 3
15	E4	Char	1	75	\$E_.		Eligibility indicator for period = 4
16	E5	Char	1	76	\$E_.		Eligibility indicator for period = 5
17	E6	Char	1	77	\$E_.		Eligibility indicator for period = 6
18	E7	Char	1	78	\$E_.		Eligibility indicator for period = 7
19	E8	Char	1	79	\$E_.		Eligibility indicator for period = 8
6	ENBGSMPL	Char	2	39	\$ENBGS.		Enrollment by beneficiary category
36	FIELDAGE	Char	3	120			Age at start of fielding period
241	FLAG_FIN	Char	5	947	\$FINAL.	\$5.	Final Disposition
37	FNSTATUS	Num	8	123	FNSTATS.		Final Status
39	H02001	Num	4	139	YN.	11.	Are you the person listed on envelope
52	H02003	Num	4	191	MEDA.	11.	Currently Covered Medicare Part A
53	H02004	Num	4	195	MEDB.	11.	Currently Covered Medicare Part B
54	H02005	Num	4	199	MEDSUPP.	11.	Currently Covered Medicare Supplemental
55	H02006	Num	4	203	HPLAN1B_.	11.	Which health plan did you use most
56	H02007	Num	4	207	HPTIME.	11.	Years in a row w/health plan
57	H02008	Num	4	211	YN.	11.	When joined hlth plan, rcv new prsnl Dr
58	H02009	Num	4	215	PROB1_.	11.	Hlth plan: problem to get Dr happy with
59	H02010	Num	4	219	YN.	11.	Have one person you think of as prsnl Dr
60	H02011	Num	4	223	RATE1_.	11.	Rating of your personal doctor or nurse
61	H02012	Num	4	227	YN.	11.	Currently enrolled in TRICARE Prime
62	H02013	Num	4	231	PCMBASE.	11.	TRICARE membr:prmry care mgr mil or cvl
63	H02014	Num	4	235	YN.	11.	Know your PCM's name
64	H02015	Num	4	239	YN.	11.	In lst yr:you/dr think you needed spclst
65	H02016	Num	4	243	PROB2_.	11.	In lst yr:how much prblm rfrl to spclst
66	H02017	Num	4	247	YN.	11.	In lst yr:did you see a specialist
67	H02018	Num	4	251	RATE2_.	11.	Rating of specialist seen in last year
68	H02019	Num	4	255	YNOFT.	11.	In lst yr:spclst saw same as prsnl Dr
69	H02020	Num	4	259	YN.	11.	In lst yr:call Dr for hlp/advice for slf
70	H02021	Num	4	263	OFTEN2_.	11.	In lst yr:when call how often get hlp nd
71	H02022	Num	4	267	YN.	11.	In lst yr:make appts for reg hlth care
72	H02023	Num	4	271	OFTEN3_.	11.	In lst yr:appt reg hlth care when wanted
73	H02024	Num	4	275	TIME1B_.	11.	In lst yr:days btwn appt & seeing prvdr
74	H02025	Num	4	279	YN.	11.	In lst yr:illness/injury care right away
75	H02026	Num	4	283	OFTEN4_.	11.	In lst yr:get care as soon as wanted
76	H02027	Num	4	287	TIME2_.	11.	In lst yr:wait btwn try get care,see prv
77	H02028	Num	4	291	OFTEN5_.	11.	In lst yr:goto emrgncy rm for own care
78	H02029	Num	4	295	OFTEN6_.	11.	In lst yr:goto Dr office/clinic for care
79	H02030	Num	4	299	PROB3_.	11.	In lst yr:prblm to get care thght ncssry
80	H02031	Num	4	303	PROB3_.	11.	In lst yr:prblm w/dlys waiting for apprv
81	H02032	Num	4	307	OFTEN7_.	11.	In lst yr:wait > 15 min past appt see Dr
82	H02033	Num	4	311	OFTEN7_.	11.	In lst yr:how oftn treat w/ crtsy/rspct
83	H02034	Num	4	315	OFTEN7_.	11.	In lst yr:how oftn staff helpful
84	H02035	Num	4	319	OFTEN7_.	11.	In lst yr:how oftn Drs listen to you
85	H02036	Num	4	323	OFTEN7_.	11.	In lst yr:how oftn Drs explain things
86	H02037	Num	4	327	OFTEN7_.	11.	In lst yr:how oftn Drs show respect
87	H02038	Num	4	331	OFTEN7_.	11.	In lst yr:how oftn Drs spend enough time
88	H02039	Num	4	335	RATE3_.	11.	Rating of all health care in last year
89	H02040	Num	4	339	OFTENPX.	11.	In lst yr:prscrptns by cvl, filled at mil
90	H02041	Num	4	343	PLACE.	11.	In lst yr:fcilty used most for hlth care
91	H02042	Num	4	347	WHYMTFB.	11.	Most important reason to use MTF
92	H02043	Num	4	351	YNDNK.	11.	In lst yr:send in any claims
93	H02044	Num	4	355	OFTEN9_.	11.	In lst yr:hlth pln handle in rsnble time
94	H02045	Num	4	359	OFTEN9_.	11.	In lst yr:how oftn handle correctly
95	H02046	Num	4	363	OFTEN9_.	11.	In lst yr:before care, know amt to pay
96	H02047	Num	4	367	YNINFOB.	11.	In lst yr:info in written materials
97	H02048	Num	4	371	PROB8_.	11.	In lst yr:prblm to find/undrstnd mtrls
98	H02049	Num	4	375	YN.	11.	In lst yr:health plan's cstmr svrc help
99	H02050	Num	4	379	PROB9_.	11.	In lst yr:prblm get help from cstmr svrc
100	H02051	Num	4	383	YN.	11.	Called or written plan w/complaint/prblm
101	H02052	Num	4	387	TIME4_.	11.	How long for hlth pln to resolve cmplt
102	H02053	Num	4	391	SETTLED.	11.	Complaint/prblm settled to satisfaction
103	H02054	Num	4	395	YN.	11.	In lst yr:experiences w/ paperwork
104	H02055	Num	4	399	PROB10_.	11.	In lst yr:problems w/ paperwork
105	H02056	Num	4	403	RATE4_.	11.	Rating of all experience w/health plan
106	H02057	Num	4	407	LIKELY.	11.	In nxt yr:lkly to dsnrl in TRICARE Prime
107	H02058	Num	4	411	TIME5_.	11.	Not sick/prgnt: last mdcl/physcl exam
108	H02059	Num	4	415	TIME6_.	11.	Blood pressure: when last reading

CONTENTS PROCEDURE

#	Variable	Type	Len	Pos	Format	Informat	Label
109	H02060	Num	4	419	YNBP_.	11.	Blood pressure: know if too high or not
110	H02061	Num	4	423	TIME7_.	11.	When last have cholesterol screening
111	H02062	Num	4	427	TIME8_.	11.	When did you last have a flu shot
112	H02063	Num	4	431	SMOKE.	11.	Smoked at least 100 cigarettes in life
113	H02064	Num	4	435	TIME9_.	11.	Smoke everyday, some days or not at all
114	H02065	Num	4	439	TIME10_.	11.	How long since you quit smoking
115	H02066	Num	4	443	OFTEN11_.	11.	Lst year: # vst advised to quit smoking
116	H02067	Num	4	447	SEX.	11.	Are you male or female
117	H02068	Num	4	451	TIME11_.	11.	Last prostate disease exam or blood test
118	H02069	Num	4	455	TIME12_.	11.	Last have a Pap smear test
119	H02070	Num	4	459	YN.	11.	Are you under age 40
120	H02071	Num	4	463	TIME13_.	11.	Last time: breasts checked mammography
121	H02072	Num	4	467	TIME14_.	11.	Last time: breast exam by professional
122	H02073	Num	4	471	YNPREG.	11.	Been pregnant in last yr or pregnant now
123	H02074	Num	4	475	PREG1_.	11.	In what trimester is your pregnancy
124	H02075	Num	4	479	PREG2_.	11.	Trimester first received prenatal care
125	H02076	Num	4	483	HEALTH.	11.	In gnrl, how would you rate ovrall hlth
126	H02077	Num	4	487	HISP.	11.	Are you Spanish/Hispanic/Latino
40	H02002A	Num	4	143	MARKED.	11.	Health plan(s) covered: TRICARE Prime
41	H02002C	Num	4	147	MARKED.	11.	Health plan(s) covered: TRICARE Ext/Stnd
42	H02002F	Num	4	151	MARKED.	11.	Health plan(s) covered: MEDICARE
43	H02002G	Num	4	155	MARKED.	11.	Health plan(s) covered: FEHBP
44	H02002H	Num	4	159	MARKED.	11.	Health plan(s) covered: Medicaid
45	H02002I	Num	4	163	MARKED.	11.	Health plan(s) covered: Civilian HMO
46	H02002J	Num	4	167	MARKED.	11.	Health plan(s) covered: Other civilian
47	H02002K	Num	4	171	MARKED.	11.	Health plan(s) covered: USFHP
48	H02002L	Num	4	175	MARKED.	11.	Health plan(s) covered: Not sure
49	H02002M	Num	4	179	MARKED.	11.	Health plan(s) covered: Veterans
50	H02002N	Num	4	183	MARKED.	11.	Health plan(s) covered: TRICARE Plus
51	H02002O	Num	4	187	MARKED.	11.	Health plan(s) covered: TRICARE for life
311	HP_BP	Num	8	1488	HAYNN2_.		Bld prsrre chck in lst 2 yrs, know rslts
315	HP_BRST	Num	8	1520	HAYNN.		Women >=40, breast exam in lst 12 mnths
316	HP_CHOL	Num	8	1528	HAYNN.		Cholesterol screening in lst 5 yrs
312	HP_FLU	Num	8	1496	HAYNN.		65 and older, flu shot in lst 12 mnths
314	HP_GP	Num	8	1512	HAYNN.		General physical exam in lst 12 mnths
309	HP_MAM50	Num	8	1472	HAYNN.		Women 50>=, mammography in pst 2 yrs
308	HP_MAMOG	Num	8	1464	HAYNN.		Women 40>=, mammography in pst 2 yrs
310	HP_PAP	Num	8	1480	HAYNN.		All women, Pap smear in lst 3 yrs
307	HP_PRNTL	Num	8	1456	PRNTL.		Prngt in lst yr, received cre lst trimst
313	HP_PROS	Num	8	1504	HAYNN.		Men 50>=, prostrate exam in lst 12 mnths
317	HP_SMOKE	Num	8	1536	HAYNN.		Advised to quit smoking in lst 12 mnths
300	KBGPRB1	Num	8	1400	HAYNN.		Big problem getting referrals to splclst
301	KBGPRB2	Num	8	1408	HAYNN.		Big problem getting necessary care
306	KBRSTCR	Num	8	1448	HAYNN.		Women 40>= ever had mammogram & brst exm
304	KCIVINS	Num	8	1432	HAYNN2_.		Beneficiary coverd by civilian insurance
299	KCIVOFFC	Num	8	1392	HAYNN.		Office wait of 15 min or more-Civ
303	KCIVOPQY	Num	8	1424	HAGRID.		Outpatient visits to Civilian facility
297	KDISENRL	Num	8	1376	HAYNN.		Intention to disenroll
38	KEYCOUNT	Num	8	131			# of Key Questions Answered
328	KMID_H	Num	3	1576	HAYNN.		Below Median Physical Health
329	KMID_MH	Num	3	1579	HAYNN.		Below Median Mental Health
298	KMILOFFC	Num	8	1384	HAYNN.		Office wait of 15 min or more-Mil
302	KMILOPQY	Num	8	1416	HAGRID.		Outpatient visits to Military facility
305	KPRSCPTN	Num	8	1440	HAYNN.		7 or > civ prscrptns filled by mil phmcy
25	LEGDDSCD	Char	2	87	\$DDSFMT.		DDS Code
32	MBRRELCD	Char	1	110	\$MBRREL.		Member Relationship Code
327	MCS_8	Num	4	1572			Mental Health Summary
33	MEDTYPE	Char	1	111	\$MEDTYP.		Medicare Type
279	MISS_1	Num	8	1243	HAMISS.		Count of: Violates Skip Pattern
280	MISS_4	Num	8	1251	HAMISS.		Count of: Incomplete grid error
281	MISS_5	Num	8	1259	HAMISS.		Count of: Scalable reponse of Don't know
282	MISS_6	Num	8	1267	HAMISS.		Count of: Not applicable - valid skip
283	MISS_7	Num	8	1275	HAMISS.		Count of: Out-of-range error
284	MISS_8	Num	8	1283	HAMISS.		Count of: Multiple response error
285	MISS_9	Num	8	1291	HAMISS.		Count of: No response - invalid skip
286	MISS_TOT	Num	8	1299	HAMISS.		Total number of missing responses
7	MPCSMPL	Num	8	41	MPCSMPL.		MPCSMPL - Military Personnel Category
1	MPRID	Char	8	0	\$8.	\$42.	Unique MPR Identifier

CONTENTS PROCEDURE

#	Variable	Type	Len	Pos	Format	Informat	Label
22	MRTLSTAT	Char	1	84	\$MSTATUS.		Marital Status
243	N1	Num	8	955			Coding Scheme Note 1
244	N2	Num	8	963			Coding Scheme Note 2
245	N3	Num	8	971			Coding Scheme Note 3
246	N4	Num	8	979			Coding Scheme Note 4
247	N5	Num	8	987			Coding Scheme Note 5
248	N6	Num	8	995			Coding Scheme Note 6
249	N7	Num	8	1003			Coding Scheme Note 7
250	N8	Num	8	1011			Coding Scheme Note 8
251	N9	Num	8	1019			Coding Scheme Note 9
252	N10	Num	8	1027			Coding Scheme Note 10
253	N11	Num	8	1035			Coding Scheme Note 11
254	N12	Num	8	1043			Coding Scheme Note 12
255	N13	Num	8	1051			Coding Scheme Note 13
256	N14	Num	8	1059			Coding Scheme Note 14
257	N15	Num	8	1067			Coding Scheme Note 15
258	N16	Num	8	1075			Coding Scheme Note 16
259	N17	Num	8	1083			Coding Scheme Note 17
260	N18	Num	8	1091			Coding Scheme Note 18
261	N19	Num	8	1099			Coding Scheme Note 19
262	N20	Num	8	1107			Coding Scheme Note 20
263	N21	Num	8	1115			Coding Scheme Note 21
264	N22	Num	8	1123			Coding Scheme Note 22
265	N24	Num	8	1131			Coding Scheme Note 24
269	N26	Num	8	1163			Coding Scheme Note 26
270	N27	Num	8	1171			Coding Scheme Note 27
271	N28	Num	8	1179			Coding Scheme Note 28
272	N29	Num	8	1187			Coding Scheme Note 29
273	N30	Num	8	1195			Coding Scheme Note 30
274	N31	Num	8	1203			Coding Scheme Note 31
275	N32	Num	8	1211			Coding Scheme Note 32
276	N33	Num	8	1219			Coding Scheme Note 33
277	N34	Num	8	1227			Coding Scheme Note 34
278	N35	Num	8	1235			Coding Scheme Note 35
266	N25A	Num	8	1139			Coding Scheme Note 25A
267	N25B	Num	8	1147			Coding Scheme Note 25B
268	N25C	Num	8	1155			Coding Scheme Note 25C
8	NHFF	Num	8	49			NHFF - Stratum Sample Size
20	ONTIME	Char	3	80			Responded Within 8 weeks of Mail-Out
294	OUTCATCH	Num	8	1352	OCATCH.		Out of catchment area indicator
34	PATCAT	Char	7	112	\$AGGBCAT.		Aggregated Beneficiary Category
27	PCM	Char	3	92	\$PCM.		Primary Manager Code (CIV or MIL)
326	PCS_8	Num	4	1568			Physical Health Summary
35	PNLCATCD	Char	1	119	\$PNLCAT.		Personnel Category Code (Duty Status)
24	PNSEXCD	Char	1	86	\$SEXCD.		Person Gender
287	QUARTER	Char	7	1307			Survey Quarter
23	RACEETHN	Char	1	85	\$RACECD.		Race/Ethnic Code
180	S02C01	Num	4	703	DOCTOR.	11.	Gen Dr,spec1st,physician assist,or nurse
181	S02C02	Num	4	707	TIME1A_.	11.	Months/yrs been going to personal Dr
182	S02C03	Num	4	711	YN.	11.	Physcl/mentl cond interferes with work
183	S02C04	Num	4	715	YNPROB.	11.	Dr undrstnds Hlth prblm affect dly life
184	S02C05	Num	4	719	OFTEN1B_.	11.	In lst yr:# times you went to a spec1st
185	S02C06	Num	4	723	YN.	11.	In lst yr:decisions made about hlth care
186	S02C07	Num	4	727	OFTEN8_.	11.	In lst yr:how oftn invld as much as wntd
187	S02C08	Num	4	731	PROB4_.	11.	In lst yr:prblm get Dr to agree w/ you
188	S02C09	Num	4	735	YN.	11.	In lst yr:needed special medical equip
189	S02C10	Num	4	739	PROB5_.	11.	In lst yr:prblm get spec1 medical equip
190	S02C11	Num	4	743	YN.	11.	In lst yr:needed special therapy
191	S02C12	Num	4	747	PROB6_.	11.	In lst yr:prblm getting special therapy
192	S02C13	Num	4	751	YN.	11.	In lst yr:need home hlth care/assistance
193	S02C14	Num	4	755	PROB7_.	11.	In lst yr:prblm get care/assist needed
194	S02C15	Num	4	759	YN.	11.	Need help with personal care needs
195	S02C16	Num	4	763	YN.	11.	Need help with routine needs
196	S02C17	Num	4	767	YN.	11.	Physical/mntl cond interfere w/indpndnce
197	S02C18	Num	4	771	RATE5_.	11.	Rating of equip, srvc, help provision
198	S02C19	Num	4	775	YN.	11.	In lst yr:patient overnight or longr
199	S02C20	Num	4	779	YN.	11.	Physcl/mental cond that lasted 3 months
200	S02C21	Num	4	783	YNCOND.	11.	In lst yr:seen Dr more than twice

CONTENTS PROCEDURE

#	Variable	Type	Len	Pos	Format	Informat	Label
201	S02C22	Num	4	787	YNCOND.	11.	Taking prescrptn meds for at least 3 mon
211	S02D01	Num	4	827	YN.	11.	In lst yr: care from dentist office/clin
212	S02D02	Num	4	831	TIMED_.	11.	In lst yr: go to dentist for self
213	S02D03	Num	4	835	RATED_.	11.	Rating of dental care
202	S02E01	Num	4	791	YN.	11.	Received eyewear from mil treatmnt facil
203	S02E02	Num	4	795	YN.	11.	Received eyewear as soon as wanted
204	S02E03	Num	4	799	PROB_E.	11.	prblm getting appealing eyeglass frames
205	S02E04	Num	4	803	PROB_E.	11.	prblm getting correct eyewear prescrptn
206	S02E05	Num	4	807	PROB_E.	11.	prblm getting eyeglass frames that fit
207	S02E06	Num	4	811	FOC_EYE.	11.	Do you wear Frame of Choice Eyewear
208	S02E07	Num	4	815	YN.	11.	Is Frame of Choice preferred mil eyewear
209	S02E08	Num	4	819	MIL_EYE.	11.	Decision to use military-issue eyewear
210	S02E09	Num	4	823	YN.	11.	Would recommend military-issue eyeglass
134	S02L01	Num	4	519	YN.	11.	Aware TRICARE for Life
135	S02L02	Num	4	523	BENLIFE.	11.	Prblm Benefits TRICARE Life
154	S02L05	Num	4	599	RELY.	11.	Source of info rely on most
155	S02L06	Num	4	603	ENRMEDB.	11.	Enroll in Medicare B b/c TRICARE for Lif
156	S02L07	Num	4	607	MEDIGAP.	11.	Drop Medigap b/c TRICARE for Life
157	S02L08	Num	4	611	CIVHMO.	11.	Disenroll civ HMO b/c TRICARE for Life
158	S02L09	Num	4	615	TFLCARE.	11.	Where do plan to get most of care
159	S02L10	Num	4	619	YN.	11.	Recd medical care from civ source
160	S02L11	Num	4	623	PAYMNT.	11.	Provider ask for Payment
161	S02L12	Num	4	627	PAYMNT.	11.	Bill should been paid by Medicare/TRICAR
167	S02L14	Num	4	651	BILL.	11.	Billing resolved to satisfaction
168	S02L15	Num	4	655	PHRMCY.	11.	Change type pharmacy
169	S02L16	Num	4	659	FILLRX.	11.	Type of pharmacy since April 1, 2001
170	S02L17	Num	4	663	SATISFY.	11.	Satisfied with TRICARE for LIFE
136	S02L03A	Num	4	527	MARKED.	11.	Additional info - what is covered
137	S02L03B	Num	4	531	MARKED.	11.	Additional info - who eligible
138	S02L03C	Num	4	535	MARKED.	11.	Additional info - How Dr gets paid
139	S02L03D	Num	4	539	MARKED.	11.	Additional info - How affects VA benefit
140	S02L03E	Num	4	543	MARKED.	11.	Additional info - Private Insurance drop
141	S02L03F	Num	4	547	MARKED.	11.	Additional info - where to get help/info
142	S02L03G	Num	4	551	MARKED.	11.	Additional info - make sure eligible
143	S02L03H	Num	4	555	MARKED.	11.	Additional info - which Drs can see
144	S02L03I	Num	4	559	MARKED.	11.	Additional info - do not need info
145	S02L04A	Num	4	563	TSOURCE.	11.	Helpful - TRICARE Counselor
146	S02L04B	Num	4	567	TSOURCE.	11.	Helpful - Phone Number
147	S02L04C	Num	4	571	TSOURCE.	11.	Helpful - Medicare/Social Security
148	S02L04D	Num	4	575	TSOURCE.	11.	Helpful - Primary Dr
149	S02L04E	Num	4	579	TSOURCE.	11.	Helpful - TRICARE Website
150	S02L04F	Num	4	583	TSOURCE.	11.	Helpful - Direct Mailing
151	S02L04G	Num	4	587	TSOURCE.	11.	Helpful - Military Publication
152	S02L04H	Num	4	591	TSOURCE.	11.	Helpful - Civilian Publication
153	S02L04I	Num	4	595	TSOURCE.	11.	Helpful - Other
162	S02L13A	Num	4	631	MARKED.	11.	Paid/Intend to Pay bill
163	S02L13B	Num	4	635	MARKED.	11.	Ignoring Bill
164	S02L13C	Num	4	639	MARKED.	11.	Contacted/intend to contact provider
165	S02L13D	Num	4	643	MARKED.	11.	Contacted/intend to contact TRICARE
166	S02L13E	Num	4	647	MARKED.	11.	Contacted/intend to contact Medicare
214	S02M01	Num	4	839	YN.	11.	In lst yr: treatment for personal/family
215	S02M02	Num	4	843	PROBTC_.	11.	Prblm get treatment/counsel through hea
216	S02M03	Num	4	847	RATE4_.	11.	Rating of treatment/counseling
217	S02P01	Num	4	851	YN.	11.	In lst yr: new prescription/refill
218	S02P02	Num	4	855	PROBP_.	11.	In lst yr: problem get medicine from hea
219	S02P03	Num	4	859	OFTENP_.	11.	In lst yr: how often get medicine throug
171	S02S01	Num	4	667	HEALTHS.	11.	Health during past 4 weeks
172	S02S02	Num	4	671	LIMITACT.	11.	Health prblms limit physical activity
173	S02S03	Num	4	675	DAILYWRK.	11.	Difficulty doing daily work b/c hlth prb
174	S02S04	Num	4	679	PAIN.	11.	How much bodily pain during Past 4 weeks
175	S02S05	Num	4	683	ENERGY.	11.	Energy during Past 4 weeks
176	S02S06	Num	4	687	LIMITSOC.	11.	Physical/Emotional hlth limit social
177	S02S07	Num	4	691	EMOTPROB.	11.	Bothered by emotional problems
178	S02S08	Num	4	695	EMOTACT.	11.	Personal/emotional prblms keep from work
179	S02S09	Num	4	699	HLTH1YR.	11.	Rate health compared to one year ago
222	S02T01	Num	4	871	KNOW_.	11.	Knowledge on medical services covered by
223	S02T02	Num	4	875	KNOW_.	11.	Knowledge on cost of medical services
224	S02T03	Num	4	879	KNOW_.	11.	Knowledge on supplemental or Medigap cov

CONTENTS PROCEDURE

#	Variable	Type	Len	Pos	Format	Informat	Label
225	S02T04	Num	4	883	KNOW_.	11.	Knowledge on getting medical services at
226	S02T05	Num	4	887	KNOW_.	11.	Knowledge on choosing a health care prov
227	S02T06	Num	4	891	HLTHGT1_.	11.	In lst yr:amnt of hlthcr gotten from MTF
228	S02T07	Num	4	895	VISIT1_.	11.	In lst yr:no. of visits to a doctor at a
229	S02T08	Num	4	899	STAY1_.	11.	In lst yr:num nights as a patient at a M
238	S02T10	Num	4	935	PRSCR_.	11.	In lst yr:Where most prscrpts are fille
239	S02T11	Num	4	939	HLTHGT2_.	11.	In lst yr:Quantity of Health Care from M
240	S02T12	Num	4	943	PROBP_.	11.	In lst yr:Problem getting Health Care fr
230	S02T09A	Num	4	903	MARKED.	11.	In lst yr:Emrgncy care from emrgncy room
231	S02T09B	Num	4	907	MARKED.	11.	In lst yr:Urgent care from other room at
232	S02T09C	Num	4	911	MARKED.	11.	In lst yr:Prvntatv care, eg prostate exa
233	S02T09D	Num	4	915	MARKED.	11.	In lst yr:Routine care, eg physical at M
234	S02T09E	Num	4	919	MARKED.	11.	In lst yr:Overnight hospital care at MTF
235	S02T09F	Num	4	923	MARKED.	11.	In lst yr:Labs and x-rays at MTF
236	S02T09G	Num	4	927	MARKED.	11.	In lst yr:Outpatnt Srgry/Dgnstc procedr
237	S02T09H	Num	4	931	MARKED.	11.	In lst yr:Care from a specialist at MTF
220	S02X01	Num	4	863	HEALTH.	11.	Rate overall mental/emotional health
221	S02X02	Num	4	867	RATE4_.	11.	Rate life overall
21	SERVAFF	Char	1	83	\$SERVAFF.		Service Affiliation
9	SERVAREA	Char	2	57	\$SRVAREA.		Service Area
3	SEXSMPL	Num	8	16	SEX.		SEXSMPL - Sex
320	SF8BP	Num	3	1550			SF8 Variable - Bodily Pain
321	SF8GH	Num	3	1553			SF8 Variable - General Health
325	SF8MH	Num	3	1565			SF8 Variable - Mental Health
318	SF8PF	Num	3	1544			SF8 Variable - Physical Functioning
324	SF8RE	Num	3	1562			SF8 Variable - Role Emotional
319	SF8RP	Num	3	1547			SF8 Variable - Role Physical
323	SF8SF	Num	3	1559			SF8 Variable - Social Functioning
322	SF8VT	Num	3	1556			SF8 Variable - Vitality
133	SRAGE	Num	4	515	AGEGRP.	11.	What is your age now
127	SREDA	Num	4	491	EDUC.	11.	Highest grade completed
128	SRRACEA	Num	4	495	MARKED.	11.	Race: White
129	SRRACEB	Num	4	499	MARKED.	11.	Race: Black or African American
130	SRRACEC	Num	4	503	MARKED.	11.	Race: American Indian or Alaska Native
131	SRRACED	Num	4	507	MARKED.	11.	Race: Asian
132	SRRACEE	Num	4	511	MARKED.	11.	Race: Native Hawaiian/other Pacific Isl.
4	STRATUM	Char	7	24			Sampling STRATUM
2	SVCSMPL	Num	8	8	SVCSMPL.		SVCSMPL - Branch of Service
28	TSPSITE	Char	10	95	\$TSPSITE.		TSP Site (regardless of age)
332	WRWT	Num	8	1598			Final Weight
333	WRWT1	Num	8	1606			Replicated/JackKnife Weight 1
334	WRWT2	Num	8	1614			Replicated/JackKnife Weight 2
335	WRWT3	Num	8	1622			Replicated/JackKnife Weight 3
336	WRWT4	Num	8	1630			Replicated/JackKnife Weight 4
337	WRWT5	Num	8	1638			Replicated/JackKnife Weight 5
338	WRWT6	Num	8	1646			Replicated/JackKnife Weight 6
339	WRWT7	Num	8	1654			Replicated/JackKnife Weight 7
340	WRWT8	Num	8	1662			Replicated/JackKnife Weight 8
341	WRWT9	Num	8	1670			Replicated/JackKnife Weight 9
342	WRWT10	Num	8	1678			Replicated/JackKnife Weight 10
343	WRWT11	Num	8	1686			Replicated/JackKnife Weight 11
344	WRWT12	Num	8	1694			Replicated/JackKnife Weight 12
345	WRWT13	Num	8	1702			Replicated/JackKnife Weight 13
346	WRWT14	Num	8	1710			Replicated/JackKnife Weight 14
347	WRWT15	Num	8	1718			Replicated/JackKnife Weight 15
348	WRWT16	Num	8	1726			Replicated/JackKnife Weight 16
349	WRWT17	Num	8	1734			Replicated/JackKnife Weight 17
350	WRWT18	Num	8	1742			Replicated/JackKnife Weight 18
351	WRWT19	Num	8	1750			Replicated/JackKnife Weight 19
352	WRWT20	Num	8	1758			Replicated/JackKnife Weight 20
353	WRWT21	Num	8	1766			Replicated/JackKnife Weight 21
354	WRWT22	Num	8	1774			Replicated/JackKnife Weight 22
355	WRWT23	Num	8	1782			Replicated/JackKnife Weight 23
356	WRWT24	Num	8	1790			Replicated/JackKnife Weight 24
357	WRWT25	Num	8	1798			Replicated/JackKnife Weight 25
358	WRWT26	Num	8	1806			Replicated/JackKnife Weight 26
359	WRWT27	Num	8	1814			Replicated/JackKnife Weight 27
360	WRWT28	Num	8	1822			Replicated/JackKnife Weight 28

CONTENTS PROCEDURE

#	Variable	Type	Len	Pos	Format	Informat	Label
361	WRWT29	Num	8	1830			Replicated/JackKnife Weight 29
362	WRWT30	Num	8	1838			Replicated/JackKnife Weight 30
363	WRWT31	Num	8	1846			Replicated/JackKnife Weight 31
364	WRWT32	Num	8	1854			Replicated/JackKnife Weight 32
365	WRWT33	Num	8	1862			Replicated/JackKnife Weight 33
366	WRWT34	Num	8	1870			Replicated/JackKnife Weight 34
367	WRWT35	Num	8	1878			Replicated/JackKnife Weight 35
368	WRWT36	Num	8	1886			Replicated/JackKnife Weight 36
369	WRWT37	Num	8	1894			Replicated/JackKnife Weight 37
370	WRWT38	Num	8	1902			Replicated/JackKnife Weight 38
371	WRWT39	Num	8	1910			Replicated/JackKnife Weight 39
372	WRWT40	Num	8	1918			Replicated/JackKnife Weight 40
373	WRWT41	Num	8	1926			Replicated/JackKnife Weight 41
374	WRWT42	Num	8	1934			Replicated/JackKnife Weight 42
375	WRWT43	Num	8	1942			Replicated/JackKnife Weight 43
376	WRWT44	Num	8	1950			Replicated/JackKnife Weight 44
377	WRWT45	Num	8	1958			Replicated/JackKnife Weight 45
378	WRWT46	Num	8	1966			Replicated/JackKnife Weight 46
379	WRWT47	Num	8	1974			Replicated/JackKnife Weight 47
380	WRWT48	Num	8	1982			Replicated/JackKnife Weight 48
381	WRWT49	Num	8	1990			Replicated/JackKnife Weight 49
382	WRWT50	Num	8	1998			Replicated/JackKnife Weight 50
383	WRWT51	Num	8	2006			Replicated/JackKnife Weight 51
384	WRWT52	Num	8	2014			Replicated/JackKnife Weight 52
385	WRWT53	Num	8	2022			Replicated/JackKnife Weight 53
386	WRWT54	Num	8	2030			Replicated/JackKnife Weight 54
387	WRWT55	Num	8	2038			Replicated/JackKnife Weight 55
388	WRWT56	Num	8	2046			Replicated/JackKnife Weight 56
389	WRWT57	Num	8	2054			Replicated/JackKnife Weight 57
390	WRWT58	Num	8	2062			Replicated/JackKnife Weight 58
391	WRWT59	Num	8	2070			Replicated/JackKnife Weight 59
392	WRWT60	Num	8	2078			Replicated/JackKnife Weight 60
296	XBNFGRP	Num	8	1368	XBGC_S.		Constructed Beneficiary Group
288	XENRLLMT	Num	8	1314	ENROLL.		Enrollment in TRICARE Prime
289	XENR_PCM	Num	8	1322	PCM.		Enrollment by PCM type
290	XINS_COV	Num	8	1330	INSURE.		Insurance Coverage
291	XQENROLL	Num	8	1338	PCM.		Enrllmnt accordng to questionre rspnse
292	XREGION	Num	3	1346	CREG.		XREGION - Region
295	XSEXA	Num	8	1360	HASEX.		Male or Female - R

APPENDIX E

SAS PROC CONTENTS – POSITIONAL 2002 ADULT HCSDB – QUARTERS I-IV

SAS PROC CONTENTS -- POSITIONAL 2002 ADULT HCSDB -- QUARTER I

The SAS System

The CONTENTS Procedure

```

Data Set Name: IN.HCS021_1      Observations:      13063
Member Type:   DATA           Variables:          320
Engine:        V6              Indexes:           0
Created:       13:20 Thursday, May 16, 2002  Observation Length: 1837
Last Modified: 13:20 Thursday, May 16, 2002  Deleted Observations: 0
Protection:                               Compressed:        YES
Data Set Type:                               Reuse Space:       NO
Label:                                               Point to Observations: NO
Sorted:                                               NO
    
```

-----Engine/Host Dependent Information-----

```

Data Set Page Size:      16384
Number of Data Set Pages: 1191
Number of Data Set Repairs: 0
File Name:               \\DOD\FILES\DOD\Q1_2002\Programs\codebook_adult\Sas\...\DATA\AFINAL\hcs021_1.sd2
Release Created:         6.12.00
Host Created:            WIN_95
    
```

-----Variables Ordered by Position-----

#	Variable	Type	Len	Pos	Format	Informat	Label
1	MPRID	Char	8	0	\$8.	\$42.	Unique MPR Identifier
2	SVCSMPL	Num	8	8	SVCSMPL.		SVCSMPL - Branch of Service
3	SEXSMPL	Num	8	16	SEX.		SEXSMPL - Sex
4	STRATUM	Char	7	24			Sampling STRATUM
5	CACSMPL	Char	4	31	\$CAC.		CACSMPL - Catchment Area
6	ENBGSMPL	Char	2	35	\$ENBGS.		Enrollment by beneficiary category
7	MPCSMPL	Num	8	37	MPCSMPL.		MPCSMPL - Military Personnel Category
8	NHFF	Num	8	45			NHFF - Stratum Sample Size
9	SERVAREA	Char	2	53	\$SRVAREA.		Service Area
10	QUARTER	Char	7	55			Survey Quarter
11	DCATCH	Char	4	62			Catchment Area
12	DMIS_ID	Char	9	66			DMIS ID
13	E1	Char	1	75			Eligibility indicator for period = 1
14	E2	Char	1	76			Eligibility indicator for period = 2
15	E3	Char	1	77			Eligibility indicator for period = 3
16	E4	Char	1	78			Eligibility indicator for period = 4
17	E5	Char	1	79			Eligibility indicator for period = 5
18	SERVAFF	Char	1	80	\$SERVAFF.		Service Affiliation
19	MRTLSTAT	Char	1	81	\$MSTATUS.		Marital Status
20	RACEETHN	Char	1	82	\$RACECD.		Race/Ethnic Code
21	PNSEXCD	Char	1	83	\$SEXCD.		Person Gender
22	LEGDDSCD	Char	2	84	\$DDSFMT.		DDS Code
23	DAGEQY	Char	3	86			Age (As of 31 August 2001)
24	FIELDAGE	Char	3	89			Age as of January 1st 2002
25	PCM	Char	3	92	\$PCM.		Primary Manager Code (CIV or MIL)
26	TSPSITE	Char	10	95	\$TSPSITE.		TSP Site (regardless of age)
27	DBENCAT	Char	3	105	\$BENCAT.		Beneficiary Category
28	DMEDELG	Char	1	108	\$MEDELG.		Medical Privilege Code
29	DSPONSVC	Char	1	109	\$SPONSVC.		Derived Sponsor Branch of Service
30	MBRRELCD	Char	1	110	\$MBRREL.		Member Relationship Code
31	MEDTYPE	Char	1	111	\$MEDTYP.		Medicare Type
32	PATCAT	Char	7	112	\$AGGBCAT.		Aggregated Beneficiary Category
33	PNLCATCD	Char	1	119	\$PNLCAT.		Personnel Category Code (Duty Status)
34	FNSTATUS	Num	8	120	FNSTATS.		Final Status
35	KEYCOUNT	Num	8	128			# of Key Questions Answered
36	H02001	Num	4	136	YN.	11.	Are you the person listed on envelope
37	H02002A	Num	4	140	MARKED.	11.	Health plan(s) covered: TRICARE Prime
38	H02002C	Num	4	144	MARKED.	11.	Health plan(s) covered: TRICARE Ext/Stnd
39	H02002F	Num	4	148	MARKED.	11.	Health plan(s) covered: MEDICARE
40	H02002G	Num	4	152	MARKED.	11.	Health plan(s) covered: FEHBP
41	H02002H	Num	4	156	MARKED.	11.	Health plan(s) covered: Medicaid
42	H02002I	Num	4	160	MARKED.	11.	Health plan(s) covered: Civilian HMO
43	H02002J	Num	4	164	MARKED.	11.	Health plan(s) covered: Other civilian
44	H02002K	Num	4	168	MARKED.	11.	Health plan(s) covered: USFHP
45	H02002L	Num	4	172	MARKED.	11.	Health plan(s) covered: Not sure
46	H02002M	Num	4	176	MARKED.	11.	Health plan(s) covered: Veterans
47	H02002N	Num	4	180	MARKED.	11.	Health plan(s) covered: TRICARE Plus
48	H02002O	Num	4	184	MARKED.	11.	Health plan(s) covered: TRICARE for life
49	H02003	Num	4	188	MEDA.	11.	Currently Covered Medicare Part A
50	H02004	Num	4	192	MEDB.	11.	Currently Covered Medicare Part B
51	H02005	Num	4	196	MEDSUPP.	11.	Currently Covered Medicare Supplemental
52	H02006	Num	4	200	HPLAN1B_.	11.	Which health plan did you use most
53	H02007	Num	4	204	HPTIME.	11.	Years in a row w/health plan

The CONTENTS Procedure

-----Variables Ordered by Position-----

#	Variable	Type	Len	Pos	Format	Informat	Label
54	H02008	Num	4	208	YN.	11.	When joined hlth plan, rcv new prsnl Dr
55	H02009	Num	4	212	PROB1_.	11.	Hlth plan: problem to get Dr happy with
56	H02010	Num	4	216	YN.	11.	Have one person you think of as prsnl Dr
57	H02011	Num	4	220	RATE1_.	11.	Rating of your personal doctor or nurse
58	H02012	Num	4	224	YN.	11.	Currently enrolled in TRICARE Prime
59	H02013	Num	4	228	PCMBASE.	11.	TRICARE membr:prmry care mgr mil or cvl
60	H02014	Num	4	232	YN.	11.	Know your PCM's name
61	H02015	Num	4	236	YN.	11.	In lst yr:you/dr think you needed spclst
62	H02016	Num	4	240	PROB2_.	11.	In lst yr:how much prblm rftrl to spclst
63	H02017	Num	4	244	YN.	11.	In lst yr:did you see a specialist
64	H02018	Num	4	248	RATE2_.	11.	Rating of specialist seen in last year
65	H02019	Num	4	252	YNOFT.	11.	In lst yr:spclst saw same as prsnl Dr
66	H02020	Num	4	256	YN.	11.	In lst yr:call Dr for hlp/advice for slf
67	H02021	Num	4	260	OFTEN2_.	11.	In lst yr:when call how often get hlp nd
68	H02022	Num	4	264	YN.	11.	In lst yr:make appts for reg hlth care
69	H02023	Num	4	268	OFTEN3_.	11.	In lst yr:appt reg hlth care when wanted
70	H02024	Num	4	272	TIME1B_.	11.	In lst yr:days btwn appt & seeing prvdr
71	H02025	Num	4	276	YN.	11.	In lst yr:illness/injury care right away
72	H02026	Num	4	280	OFTEN4_.	11.	In lst yr:get care as soon as wanted
73	H02027	Num	4	284	TIME2_.	11.	In lst yr:wait btwn try get care,see prv
74	H02028	Num	4	288	OFTEN5_.	11.	In lst yr:goto emergncy rm for own care
75	H02029	Num	4	292	OFTEN6_.	11.	In lst yr:goto Dr office/clinic for care
76	H02030	Num	4	296	PROB3_.	11.	In lst yr:prblm to get care thght ncssry
77	H02031	Num	4	300	PROB3_.	11.	In lst yr:prblm w/dlys waiting for appr
78	H02032	Num	4	304	OFTEN7_.	11.	In lst yr:wait > 15 min past appt see Dr
79	H02033	Num	4	308	OFTEN7_.	11.	In lst yr:how oftn treat w/ crtsy/rspct
80	H02034	Num	4	312	OFTEN7_.	11.	In lst yr:how oftn staff helpful
81	H02035	Num	4	316	OFTEN7_.	11.	In lst yr:how oftn Drs listen to you
82	H02036	Num	4	320	OFTEN7_.	11.	In lst yr:how oftn Drs explain things
83	H02037	Num	4	324	OFTEN7_.	11.	In lst yr:how oftn Drs show respect
84	H02038	Num	4	328	OFTEN7_.	11.	In lst yr:how oftn Drs spend enough time
85	H02039	Num	4	332	RATE3_.	11.	Rating of all health care in last year
86	H02040	Num	4	336	OFTENPX.	11.	In lst yr:prscrptns by cvl, filled at mil
87	H02041	Num	4	340	PLACE.	11.	In lst yr:fcilty used most for hlth care
88	H02042	Num	4	344	WHYMTFB.	11.	Most important reason to use MTF
89	H02043	Num	4	348	YNDNK.	11.	In lst yr:send in any claims
90	H02044	Num	4	352	OFTEN9_.	11.	In lst yr:hlth pln handle in rsnble time
91	H02045	Num	4	356	OFTEN9_.	11.	In lst yr:how oftn handle correctly
92	H02046	Num	4	360	OFTEN9_.	11.	In lst yr:before care, know amt to pay
93	H02047	Num	4	364	YNINFOB.	11.	In lst yr:info in written materials
94	H02048	Num	4	368	PROB8_.	11.	In lst yr:prblm to find/undrstnd mtrls
95	H02049	Num	4	372	YN.	11.	In lst yr:health plan's cstmr srvc help
96	H02050	Num	4	376	PROB9_.	11.	In lst yr:prblm get help from cstmr srvc
97	H02051	Num	4	380	YN.	11.	Called or written plan w/complaint/prblm
98	H02052	Num	4	384	TIME4_.	11.	How long for hlth pln to resolve cmplt
99	H02053	Num	4	388	SETTLED.	11.	Complaint/prblm settled to satisfaction
100	H02054	Num	4	392	YN.	11.	In lst yr:experiences w/ paperwork
101	H02055	Num	4	396	PROB10_.	11.	In lst yr:problems w/ paperwork
102	H02056	Num	4	400	RATE4_.	11.	Rating of all experience w/health plan
103	H02057	Num	4	404	LIKELY.	11.	In nxt yr:lkly to dsnr in TRICARE Prime
104	H02058	Num	4	408	TIME5_.	11.	Not sick/prgnt: last mdcl/physcl exam
105	H02059	Num	4	412	TIME6_.	11.	Blood pressure: when last reading
106	H02060	Num	4	416	YNBP_.	11.	Blood pressure: know if too high or not
107	H02061	Num	4	420	TIME7_.	11.	When last have cholesterol screening
108	H02062	Num	4	424	TIME8_.	11.	When did you last have a flu shot
109	H02063	Num	4	428	SMOKE.	11.	Smoked at least 100 cigarettes in life
110	H02064	Num	4	432	TIME9_.	11.	Smoke everyday, some days or not at all
111	H02065	Num	4	436	TIME10_.	11.	How long since you quit smoking
112	H02066	Num	4	440	OFTEN11_.	11.	Lst year: # vst advised to quit smoking
113	H02067	Num	4	444	SEX.	11.	Are you male or female
114	H02068	Num	4	448	TIME11_.	11.	Last prostate disease exam or blood test
115	H02069	Num	4	452	TIME12_.	11.	Last have a Pap smear test
116	H02070	Num	4	456	YN.	11.	Are you under age 40
117	H02071	Num	4	460	TIME13_.	11.	Last time: breasts checked mammography
118	H02072	Num	4	464	TIME14_.	11.	Last time: breast exam by professional
119	H02073	Num	4	468	YNPREG.	11.	Been pregnant in last yr or pregnant now
120	H02074	Num	4	472	PREG1_.	11.	In what trimester is your pregnancy
121	H02075	Num	4	476	PREG2_.	11.	Trimester first received prenatal care
122	H02077	Num	4	480	HISP.	11.	Are you Spanish/Hispanic/Latino
123	SREDA	Num	4	484	EDUC.	11.	Highest grade completed
124	SRRACEA	Num	4	488	MARKED.	11.	Race: White
125	SRRACEB	Num	4	492	MARKED.	11.	Race: Black or African American
126	SRRACEC	Num	4	496	MARKED.	11.	Race: American Indian or Alaska Native
127	SRRACED	Num	4	500	MARKED.	11.	Race: Asian

The CONTENTS Procedure

-----Variables Ordered by Position-----

#	Variable	Type	Len	Pos	Format	Informat	Label
128	SRRACEE	Num	4	504	MARKED.	11.	Race: Native Hawaiian/other Pacific Isl.
129	SRAGE	Num	4	508	AGEGRP.	11.	What is your age now
130	S02S01	Num	4	512	HEALTHS.	11.	Health during past 4 weeks
131	S02S02	Num	4	516	LIMITACT.	11.	Health prblms limit physical activity
132	S02S03	Num	4	520	DAILYWRK.	11.	Difficulty doing daily work b/c hlth prb
133	S02S04	Num	4	524	PAIN.	11.	How much bodily pain during Past 4 weeks
134	S02S05	Num	4	528	ENERGY.	11.	Energy during Past 4 weeks
135	S02S06	Num	4	532	LIMITSOC.	11.	Physical/Emotional hlth limit social
136	S02S07	Num	4	536	EMOTPROB.	11.	Bothered by emotional problems
137	S02S08	Num	4	540	EMOTACT.	11.	Personal/emotional prblms keep from work
138	S02S09	Num	4	544	HLTH1YR.	11.	Rate health compared to one year ago
139	S02L01	Num	4	548	YN.	11.	Aware TRICARE for Life
140	S02L02	Num	4	552	BENLIFE.	11.	Prblm Benefits TRICARE Life
141	S02L03A	Num	4	556	MARKED.	11.	Additional info - what is covered
142	S02L03B	Num	4	560	MARKED.	11.	Additional info - who eligible
143	S02L03C	Num	4	564	MARKED.	11.	Additional info - How Dr gets paid
144	S02L03D	Num	4	568	MARKED.	11.	Additional info - How affects VA benefit
145	S02L03E	Num	4	572	MARKED.	11.	Additional info - Private Insurance drop
146	S02L03F	Num	4	576	MARKED.	11.	Additional info - where to get help/info
147	S02L03G	Num	4	580	MARKED.	11.	Additional info - make sure eligible
148	S02L03H	Num	4	584	MARKED.	11.	Additional info - which Drs can see
149	S02L03I	Num	4	588	MARKED.	11.	Additional info - do not need info
150	S02L04A	Num	4	592	TSOURCE.		Helpful - TRICARE Counselor
151	S02L04B	Num	4	596	TSOURCE.		Helpful - Phone Number
152	S02L04C	Num	4	600	TSOURCE.		Helpful - Medicare/Social Security
153	S02L04D	Num	4	604	TSOURCE.		Helpful - Primary Dr
154	S02L04E	Num	4	608	TSOURCE.		Helpful - TRICARE Website
155	S02L04F	Num	4	612	TSOURCE.		Helpful - Direct Mailing
156	S02L04G	Num	4	616	TSOURCE.		Helpful - Military Publication
157	S02L04H	Num	4	620	TSOURCE.		Helpful - Civilian Publication
158	S02L04I	Num	4	624	TSOURCE.		Helpful - Other
159	S02L05	Num	4	628	RELY.	11.	Source of info rely on most
160	S02L06	Num	4	632	ENRMEDB.	11.	Enroll in Medicare B b/c TRICARE for Lif
161	S02L07	Num	4	636	MEDIGAP.	11.	Drop Medigap b/c TRICARE for Life
162	S02L08	Num	4	640	CIVHMO.	11.	Disenroll civ HMO b/c TRICARE for Life
163	S02L09	Num	4	644	TFLCARE.	11.	Where do plan to get most of care
164	S02L10	Num	4	648	YN.	11.	Recd medical care from civ source
165	S02L11	Num	4	652	PAYMNT.	11.	Provider ask for Payment
166	S02L12	Num	4	656	PAYMNT.	11.	Bill should be paid by Medicare/TRICAR
167	S02L13A	Num	4	660	MARKED.	11.	Paid/Intend to Pay bill
168	S02L13B	Num	4	664	MARKED.	11.	Ignoring Bill
169	S02L13C	Num	4	668	MARKED.	11.	Contacted/intend to contact provider
170	S02L13D	Num	4	672	MARKED.	11.	Contacted/intend to contact TRICARE
171	S02L13E	Num	4	676	MARKED.	11.	Contacted/intend to contact Medicare
172	S02L14	Num	4	680	BILL.	11.	Billing resolved to satisfaction
173	S02L15	Num	4	684	PHRMCY.	11.	Change type pharmacy
174	S02L16	Num	4	688	FILLRX.	11.	Type of pharmacy since April 1, 2001
175	S02L17	Num	4	692	SATISFY.	11.	Satisfied with TRICARE for LIFE
176	FLAG_FIN	Char	5	696	\$FINAL.	\$5.	Final Disposition
177	DUPFLAG	Char	3	701			Multiple Response Indicator
178	N1	Num	8	704			
179	N2	Num	8	712			
180	N3	Num	8	720			
181	N4	Num	8	728			
182	N5	Num	8	736			
183	N6	Num	8	744			
184	N7	Num	8	752			
185	N8	Num	8	760			
186	N9	Num	8	768			
187	N10	Num	8	776			
188	N11	Num	8	784			
189	N12	Num	8	792			
190	N13	Num	8	800			
191	N14	Num	8	808			
192	N15	Num	8	816			
193	N22	Num	8	824			
194	N24	Num	8	832			
195	N25A	Num	8	840			
196	N25B	Num	8	848			
197	N25C	Num	8	856			
198	N26	Num	8	864			
199	N27	Num	8	872			
200	N28	Num	8	880			
201	N29	Num	8	888			

The CONTENTS Procedure

-----Variables Ordered by Position-----

#	Variable	Type	Len	Pos	Format	Informat	Label
202	N30	Num	8	896			
203	N31	Num	8	904			
204	N32	Num	8	912			
205	N33	Num	8	920			
206	N34	Num	8	928			
207	N35	Num	8	936			
208	MISS_1	Num	8	944	HAMISS.		Count of: Violates Skip Pattern
209	MISS_4	Num	8	952	HAMISS.		Count of: Incomplete grid error
210	MISS_5	Num	8	960	HAMISS.		Count of: Scalable reponse of Don't know
211	MISS_6	Num	8	968	HAMISS.		Count of: Not applicable - valid skip
212	MISS_7	Num	8	976	HAMISS.		Count of: Out-of-range error
213	MISS_8	Num	8	984	HAMISS.		Count of: Multiple response error
214	MISS_9	Num	8	992	HAMISS.		Count of: No response - invalid skip
215	MISS_TOT	Num	8	1000	HAMISS.		Total number of missing responses
216	XENRLLMT	Num	8	1008	ENROLL.		Enrollment in TRICARE Prime
217	XENR_PCM	Num	8	1016	PCM.		Enrollment by PCM type
218	XINS_COV	Num	8	1024	INSURE.		Insurance Coverage
219	XQENROLL	Num	8	1032	PCM.		Enrllmnt according to questionre rspnse
220	XREGION	Num	3	1040	CREG.		XREGION - Region
221	CONUS	Num	3	1043	CONUSMHS.		CONUS - CONUS/OCONUS Indicator
222	OUTCATCH	Num	8	1046	OCATCH.		Out of catchment area indicator
223	XSEXA	Num	8	1054	HASEX.		Male or Female - R
224	XBNFGRP	Num	8	1062	XBGC_S.		Constructed Beneficiary Group
225	KDISENRL	Num	8	1070	HAYNN.		Intention to disenroll
226	KMILOFFC	Num	8	1078	HAYNN.		Office wait of 15 min or more-Mil
227	KCIVOFFC	Num	8	1086	HAYNN.		Office wait of 15 min or more-Civ
228	KBGPRB1	Num	8	1094	HAYNN.		Big problem getting referrals to spclst
229	KBGPRB2	Num	8	1102	HAYNN.		Big problem getting necessary care
230	KMILOPQY	Num	8	1110	HAGRID.		Outpatient visits to Military facility
231	KCIVOPQY	Num	8	1118	HAGRID.		Outpatient visits to Civilian facility
232	KCIVINS	Num	8	1126	HAYNN2_.		Beneficiary covered by civilian insurance
233	KPRSCPTN	Num	8	1134	HAYNN.		7 or > civ prscrptns filled by mil phmcy
234	KBRSTCR	Num	8	1142	HAYNN.		Women 40>= ever had mammogram & brst exm
235	HP_PRNTL	Num	8	1150	PRNTL.		Prgnt in lst yr, received cre lst trimst
236	HP_MAMOG	Num	8	1158	HAYNN.		Women 40>=, mammography in pst 2 yrs
237	HP_MAM50	Num	8	1166	HAYNN.		Women 50>=, mammography in pst 2 yrs
238	HP_PAP	Num	8	1174	HAYNN.		All women, Pap smear in lst 3 yrs
239	HP_BP	Num	8	1182	HAYNN2_.		Bld prsrch ck in lst 2 yrs, know rslts
240	HP_FLU	Num	8	1190	HAYNN.		65 and older, flu shot in lst 12 mnths
241	HP_PROS	Num	8	1198	HAYNN.		Men 50>=, prostrate exam in lst 12 mnths
242	HP_GP	Num	8	1206	HAYNN.		General physical exam in lst 12 mnths
243	HP_BRST	Num	8	1214	HAYNN.		Women >=40, breast exam in lst 12 mnths
244	HP_CHOL	Num	8	1222	HAYNN.		Cholesterol screening in lst 5 yrs
245	HP_SMOKE	Num	8	1230	HAYNN.		Advised to quit smoking in lst 12 mnths
246	SF8PF	Num	8	1238			SF8 Variable - Physical Functioning
247	SF8RP	Num	8	1246			SF8 Variable - Role Physical
248	SF8BP	Num	8	1254			SF8 Variable - Bodily Pain
249	SF8GH	Num	8	1262			SF8 Variable - General Health
250	SF8VT	Num	8	1270			SF8 Variable - Vitality
251	SF8SF	Num	8	1278			SF8 Variable - Social Functioning
252	SF8RE	Num	8	1286			SF8 Variable - Role Emotional
253	SF8MH	Num	8	1294			SF8 Variable - Mental Health
254	PCS_8	Num	8	1302			Physical Health Summary
255	MCS_8	Num	8	1310			Mental Health Summary
256	KMID_H	Num	8	1318	HAYNN.		Below Median Physical Health
257	KMID_MH	Num	8	1326	HAYNN.		Below Median Mental Health
258	BWT	Num	8	1334			BWT - Basic Sampling Weight
259	ADJ_CELL	Char	7	1342			ADJ_CELL - Adjusted STRATUM cell
260	WRWT1	Num	8	1349			Replicated/JackKnife Weight 1
261	WRWT2	Num	8	1357			Replicated/JackKnife Weight 2
262	WRWT3	Num	8	1365			Replicated/JackKnife Weight 3
263	WRWT4	Num	8	1373			Replicated/JackKnife Weight 4
264	WRWT5	Num	8	1381			Replicated/JackKnife Weight 5
265	WRWT6	Num	8	1389			Replicated/JackKnife Weight 6
266	WRWT7	Num	8	1397			Replicated/JackKnife Weight 7
267	WRWT8	Num	8	1405			Replicated/JackKnife Weight 8
268	WRWT9	Num	8	1413			Replicated/JackKnife Weight 9
269	WRWT10	Num	8	1421			Replicated/JackKnife Weight 10
270	WRWT11	Num	8	1429			Replicated/JackKnife Weight 11
271	WRWT12	Num	8	1437			Replicated/JackKnife Weight 12
272	WRWT13	Num	8	1445			Replicated/JackKnife Weight 13
273	WRWT14	Num	8	1453			Replicated/JackKnife Weight 14
274	WRWT15	Num	8	1461			Replicated/JackKnife Weight 15
275	WRWT16	Num	8	1469			Replicated/JackKnife Weight 16

The CONTENTS Procedure

-----Variables Ordered by Position-----

#	Variable	Type	Len	Pos	Format	Informat	Label
276	WRWT17	Num	8	1477			Replicated/JackKnife Weight 17
277	WRWT18	Num	8	1485			Replicated/JackKnife Weight 18
278	WRWT19	Num	8	1493			Replicated/JackKnife Weight 19
279	WRWT20	Num	8	1501			Replicated/JackKnife Weight 20
280	WRWT21	Num	8	1509			Replicated/JackKnife Weight 21
281	WRWT22	Num	8	1517			Replicated/JackKnife Weight 22
282	WRWT23	Num	8	1525			Replicated/JackKnife Weight 23
283	WRWT24	Num	8	1533			Replicated/JackKnife Weight 24
284	WRWT25	Num	8	1541			Replicated/JackKnife Weight 25
285	WRWT26	Num	8	1549			Replicated/JackKnife Weight 26
286	WRWT27	Num	8	1557			Replicated/JackKnife Weight 27
287	WRWT28	Num	8	1565			Replicated/JackKnife Weight 28
288	WRWT29	Num	8	1573			Replicated/JackKnife Weight 29
289	WRWT30	Num	8	1581			Replicated/JackKnife Weight 30
290	WRWT31	Num	8	1589			Replicated/JackKnife Weight 31
291	WRWT32	Num	8	1597			Replicated/JackKnife Weight 32
292	WRWT33	Num	8	1605			Replicated/JackKnife Weight 33
293	WRWT34	Num	8	1613			Replicated/JackKnife Weight 34
294	WRWT35	Num	8	1621			Replicated/JackKnife Weight 35
295	WRWT36	Num	8	1629			Replicated/JackKnife Weight 36
296	WRWT37	Num	8	1637			Replicated/JackKnife Weight 37
297	WRWT38	Num	8	1645			Replicated/JackKnife Weight 38
298	WRWT39	Num	8	1653			Replicated/JackKnife Weight 39
299	WRWT40	Num	8	1661			Replicated/JackKnife Weight 40
300	WRWT41	Num	8	1669			Replicated/JackKnife Weight 41
301	WRWT42	Num	8	1677			Replicated/JackKnife Weight 42
302	WRWT43	Num	8	1685			Replicated/JackKnife Weight 43
303	WRWT44	Num	8	1693			Replicated/JackKnife Weight 44
304	WRWT45	Num	8	1701			Replicated/JackKnife Weight 45
305	WRWT46	Num	8	1709			Replicated/JackKnife Weight 46
306	WRWT47	Num	8	1717			Replicated/JackKnife Weight 47
307	WRWT48	Num	8	1725			Replicated/JackKnife Weight 48
308	WRWT49	Num	8	1733			Replicated/JackKnife Weight 49
309	WRWT50	Num	8	1741			Replicated/JackKnife Weight 50
310	WRWT51	Num	8	1749			Replicated/JackKnife Weight 51
311	WRWT52	Num	8	1757			Replicated/JackKnife Weight 52
312	WRWT53	Num	8	1765			Replicated/JackKnife Weight 53
313	WRWT54	Num	8	1773			Replicated/JackKnife Weight 54
314	WRWT55	Num	8	1781			Replicated/JackKnife Weight 55
315	WRWT56	Num	8	1789			Replicated/JackKnife Weight 56
316	WRWT57	Num	8	1797			Replicated/JackKnife Weight 57
317	WRWT58	Num	8	1805			Replicated/JackKnife Weight 58
318	WRWT59	Num	8	1813			Replicated/JackKnife Weight 59
319	WRWT60	Num	8	1821			Replicated/JackKnife Weight 60
320	WRWT	Num	8	1829			Final Weight

The SAS System

The CONTENTS Procedure

-----Variables Ordered by Position-----

#	Variable	Type	Len	Pos	Format	Informat	Label
1	MPRID	Char	8	0	\$8.	\$42.	Unique MPR Identifier
2	SVCSMPL	Num	8	8	SVCSMPL.		SVCSMPL - Branch of Service
3	SEXSMPL	Num	8	16	SEX.		SEXSMPL - Sex
4	STRATUM	Char	7	24			Sampling STRATUM
5	CACSMPL	Char	4	31	\$CAC.		CACSMPL - Catchment Area
6	ENBGSMPL	Char	2	35	\$ENBGS.		Enrollment by beneficiary category
7	MPCSMPL	Num	8	37	MPCSMPL.		MPCSMPL - Military Personnel Category
8	NHFF	Num	8	45			NHFF - Stratum Sample Size
9	SERVAREA	Char	2	53	\$SRVAREA.		Service Area
10	QUARTER	Char	7	55			Survey Quarter
11	DCATCH	Char	4	62			Catchment Area
12	DMIS_ID	Char	9	66			DMIS ID
13	E1	Char	1	75			Eligibility indicator for period = 1
14	E2	Char	1	76			Eligibility indicator for period = 2
15	E3	Char	1	77			Eligibility indicator for period = 3
16	E4	Char	1	78			Eligibility indicator for period = 4
17	E5	Char	1	79			Eligibility indicator for period = 5
18	E6	Char	1	80			Eligibility indicator for period = 6
19	SERVAFF	Char	1	81	\$SERVAFF.		Service Affiliation
20	MRTLSTAT	Char	1	82	\$MSTATUS.		Marital Status
21	RACEETHN	Char	1	83	\$RACECD.		Race/Ethnic Code
22	PNSEXCD	Char	1	84	\$SEXCD.		Person Gender
23	LEGDDSCD	Char	2	85	\$DDSFMT.		DDS Code
24	DAGEQY	Char	3	87			Age (As of 30 November 2001)
25	FIELDAGE	Char	3	90			Age as of April 1st 2002
26	PCM	Char	3	93	\$PCM.		Primary Manager Code (CIV or MIL)
27	TSPSITE	Char	10	96	\$TSPSITE.		TSP Site (regardless of age)
28	DBENCAT	Char	3	106	\$BENCAT.		Beneficiary Category
29	DMEDELG	Char	1	109	\$MEDELG.		Medical Privilege Code
30	DSPONSVC	Char	1	110	\$SPONSVC.		Derived Sponsor Branch of Service
31	MBRRELCD	Char	1	111	\$MBRREL.		Member Relationship Code
32	MEDTYPE	Char	1	112	\$MEDTYP.		Medicare Type
33	PATCAT	Char	7	113	\$AGGCAT.		Aggregated Beneficiary Category
34	PNLCATCD	Char	1	120	\$PNLCAT.		Personnel Category Code (Duty Status)
35	H02001	Num	4	121	YN.	11.	Are you the person listed on envelope
36	H02002A	Num	4	125	MARKED.	11.	Health plan(s) covered: TRICARE Prime
37	H02002C	Num	4	129	MARKED.	11.	Health plan(s) covered: TRICARE Ext/Stnd
38	H02002F	Num	4	133	MARKED.	11.	Health plan(s) covered: MEDICARE
39	H02002G	Num	4	137	MARKED.	11.	Health plan(s) covered: FEHBP
40	H02002H	Num	4	141	MARKED.	11.	Health plan(s) covered: Medicaid
41	H02002I	Num	4	145	MARKED.	11.	Health plan(s) covered: Civilian HMO
42	H02002J	Num	4	149	MARKED.	11.	Health plan(s) covered: Other civilian
43	H02002K	Num	4	153	MARKED.	11.	Health plan(s) covered: USFHP
44	H02002L	Num	4	157	MARKED.	11.	Health plan(s) covered: Not sure
45	H02002M	Num	4	161	MARKED.	11.	Health plan(s) covered: Veterans
46	H02002N	Num	4	165	MARKED.	11.	Health plan(s) covered: TRICARE Plus
47	H02002O	Num	4	169	MARKED.	11.	Health plan(s) covered: TRICARE for life
48	H02003	Num	4	173	MEDA.	11.	Currently Covered Medicare Part A
49	H02004	Num	4	177	MEDB.	11.	Currently Covered Medicare Part B
50	H02005	Num	4	181	MEDSUPP.	11.	Currently Covered Medicare Supplemental
51	H02006	Num	4	185	HPLAN1B_.	11.	Which health plan did you use most
52	H02007	Num	4	189	HPTIME.	11.	Yrs in a row with health plan
53	H02008	Num	4	193	YN.	11.	When joined hlth plan, rcv new prsnl Dr
54	H02009	Num	4	197	PROB1_.	11.	Health plan: prblm to get Dr happy with
55	H02010	Num	4	201	YN.	11.	Have one person think of as personal Dr
56	H02011	Num	4	205	RATE1_.	11.	Rating of your personal Dr or nurse
57	H02012	Num	4	209	YN.	11.	Currently enrolled in TRICARE Prime
58	H02013	Num	4	213	PCMBASE.	11.	TRICARE member:prmry care mgr mil or cvl
59	H02014	Num	4	217	YN.	11.	Know your PCM's name
60	H02015	Num	4	221	YN.	11.	In lst yr:you/Dr think you need spclst
61	H02016	Num	4	225	PROB2_.	11.	In lst yr:how much prblm rfrl to spclst
62	H02017	Num	4	229	YN.	11.	In lst yr:did you see a specialist
63	H02018	Num	4	233	RATE2_.	11.	Rating of specialist seen in lst yr
64	H02019	Num	4	237	YNOFT.	11.	In lst yr:spclst saw same as persnl Dr
65	H02020	Num	4	241	YN.	11.	In lst yr:call Dr for help/advice
66	H02021	Num	4	245	OFTEN2_.	11.	In lst yr:when call how often get hlp nd
67	H02022	Num	4	249	YN.	11.	In lst yr:make appts for reg hlth care
68	H02023	Num	4	253	OFTEN3_.	11.	In lst yr:appt reg hlth care when wnted
69	H02024	Num	4	257	TIME1B_.	11.	In lst yr:days btwn appt & see prvdr
70	H02025	Num	4	261	YN.	11.	In lst yr:illness/injry care right away
71	H02026	Num	4	265	OFTEN4_.	11.	In lst yr:get care as soon as wanted
72	H02027	Num	4	269	TIME2_.	11.	In lst yr:wait btwn try get care,see prv
73	H02028	Num	4	273	OFTEN5_.	11.	In lst yr:goto emrgncy rm for own care
74	H02029	Num	4	277	OFTEN6_.	11.	In lst yr:goto Dr office/clinic for care
75	H02030	Num	4	281	PROB3_.	11.	In lst yr:prblm to get care thght ncssry
76	H02031	Num	4	285	PROB3_.	11.	In lst yr:prblm w/delays wait for apprv
77	H02032	Num	4	289	OFTEN7_.	11.	In lst yr:wait > 15 min past appt see Dr

The CONTENTS Procedure

-----Variables Ordered by Position-----

#	Variable	Type	Len	Pos	Format	Informat	Label
78	H02033	Num	4	293	OFTEN7_.	11.	In lst yr:how oftn treat w/ crtsy/respct
79	H02034	Num	4	297	OFTEN7_.	11.	In lst yr:how oftn staff helpful
80	H02035	Num	4	301	OFTEN7_.	11.	In lst yr:how oftn Drs listen to you
81	H02036	Num	4	305	OFTEN7_.	11.	In lst yr:how oftn Drs explain things
82	H02037	Num	4	309	OFTEN7_.	11.	In lst yr:how oftn Drs show respect
83	H02038	Num	4	313	OFTEN7_.	11.	In lst yr:how oftn Drs spend enough time
84	H02039	Num	4	317	RATE3_.	11.	Rating of all health care in lst yr
85	H02041	Num	4	321	PLACE_.	11.	In lst yr:fcilty use most for Health care
86	H02043	Num	4	325	YNDNK_.	11.	In lst yr:send in any claims
87	H02044	Num	4	329	OFTEN9_.	11.	In lst yr:Hlth pln handle in rsnble time
88	H02045	Num	4	333	OFTEN9_.	11.	In lst yr:how oftn handle correctly
89	H02046	Num	4	337	OFTEN9_.	11.	In lst yr:before care, know amt to pay
90	H02047	Num	4	341	YNINFOB_.	11.	In lst yr:info in written materials
91	H02048	Num	4	345	PROB8_.	11.	In lst yr:prblm to find/undrstnd mtrls
92	H02049	Num	4	349	YN_.	11.	In lst yr:health plan's cstmr srvc help
93	H02050	Num	4	353	PROB9_.	11.	In lst yr:prblm get help from cstmr srvc
94	H02051	Num	4	357	YN_.	11.	Call or write plan with complaint/prblm
95	H02052	Num	4	361	TIME4_.	11.	How long for Hlth pln to resolve cmplt
96	H02053	Num	4	365	SETTLED_.	11.	Complaint/prblm settled to satisfaction
97	H02054	Num	4	369	YN_.	11.	In lst yr:experiences with paperwork
98	H02055	Num	4	373	PROB10_.	11.	In lst yr:prblms with paperwork
99	H02056	Num	4	377	RATE4_.	11.	Rating of all experience with hlth plan
100	H02057	Num	4	381	LIKELY_.	11.	In nxt yr:lkly to dsnr in TRICARE Prime
101	H02058	Num	4	385	TIME5_.	11.	Not sick/prgnt: lst mdcl/physcl exam
102	H02059	Num	4	389	TIME6_.	11.	Blood pressure: when lst reading
103	H02060	Num	4	393	YNBP_.	11.	Blood pressure: know if too high or not
104	H02061	Num	4	397	TIME7_.	11.	When lst have cholesterol screening
105	H02062	Num	4	401	TIME8_.	11.	When did you lst have a flu shot
106	H02063	Num	4	405	SMOKE_.	11.	Smoked at least 100 cigarettes in life
107	H02064	Num	4	409	TIME9_.	11.	Smoke everyday, some days or not at all
108	H02065	Num	4	413	TIME10_.	11.	How long since you quit smoking
109	H02066	Num	4	417	OFTEN11_.	11.	lst yr: # visits advised to quit smoking
110	H02067	Num	4	421	SEX_.	11.	Are you male or female
111	H02068	Num	4	425	TIME11_.	11.	lst prostate disease exam or blood test
112	H02069	Num	4	429	TIME12_.	11.	lst have a Pap smear test
113	H02070	Num	4	433	YN_.	11.	Are you under age 40
114	H02071	Num	4	437	TIME13_.	11.	lst time: breasts checked mammography
115	H02072	Num	4	441	TIME14_.	11.	lst time: breast exam by professional
116	H02073	Num	4	445	YNPREG_.	11.	Been pregnant in lst yr or pregnant now
117	H02074	Num	4	449	PREG1_.	11.	In what trimester is your pregnancy
118	H02075	Num	4	453	PREG2_.	11.	Trimester first received prenatal care
119	H02076	Num	4	457	HEALTH_.	11.	In gnrl, how would you rate ovrrall hlth
120	H02077	Num	4	461	HISP_.	11.	Are you Spanish/Hispanic/Latino
121	SREDA	Num	4	465	EDUC_.	11.	Highest grade completed
122	SRRACEA	Num	4	469	MARKED_.	11.	Race: White
123	SRRACEB	Num	4	473	MARKED_.	11.	Race: Black or African American
124	SRRACEC	Num	4	477	MARKED_.	11.	Race: American Indian or Alaska Native
125	SRRACED	Num	4	481	MARKED_.	11.	Race: Asian
126	SRRACEE	Num	4	485	MARKED_.	11.	Race: Native Hawaiian/other Pacific Isl.
127	SRAGE	Num	4	489	AGEGRP_.	11.	What is your age now
128	S02C01	Num	4	493	DOCTOR_.	11.	Gen Dr,spec1st,physician assist,or nurse
129	S02C02	Num	4	497	TIME1A_.	11.	Months/yrs been going to personal Dr
130	S02C03	Num	4	501	YN_.	11.	Physcl/mentl cond interferes with work
131	S02C04	Num	4	505	YNPROB_.	11.	Dr undrstnds Hlth prblm affect dly life
132	S02C05	Num	4	509	OFTEN1B_.	11.	In lst yr:# times you went to a speclst
133	S02C06	Num	4	513	YN_.	11.	In lst yr:decisions made about hlth care
134	S02C07	Num	4	517	OFTEN8_.	11.	In lst yr:how oftn invld as much as wntd
135	S02C08	Num	4	521	PROB4_.	11.	In lst yr:prblm get Dr to agree w/ you
136	S02C09	Num	4	525	YN_.	11.	In lst yr:needed special medical equip
137	S02C10	Num	4	529	PROB5_.	11.	In lst yr:prblm get specl medical equip
138	S02C11	Num	4	533	YN_.	11.	In lst yr:needed special therapy
139	S02C12	Num	4	537	PROB6_.	11.	In lst yr:prblm getting special therapy
140	S02C13	Num	4	541	YN_.	11.	In lst yr:need home hlth care/assistance
141	S02C14	Num	4	545	PROB7_.	11.	In lst yr:prblm get care/assist needed
142	S02C15	Num	4	549	YN_.	11.	Need help with personal care needs
143	S02C16	Num	4	553	YN_.	11.	Need help with routine needs
144	S02C17	Num	4	557	YN_.	11.	Physical/mentl cond interfere w/indpndnce
145	S02C18	Num	4	561	RATE5_.	11.	Rating of equip, srvc, help provision
146	S02C19	Num	4	565	YN_.	11.	In lst yr:patient overnight or longr
147	S02C20	Num	4	569	YN_.	11.	Physcl/mental cond that lasted 3 months
148	S02C21	Num	4	573	YNCOND_.	11.	In lst yr:seen Dr more than twice
149	S02C22	Num	4	577	YNCOND_.	11.	Taking prescrtptn meds for at least 3 mon
150	S02E01	Num	4	581	YN_.	11.	Received eyewear from mil treatmnt facil
151	S02E02	Num	4	585	YN_.	11.	Received eyewear as soon as wanted
152	S02E03	Num	4	589	PROB_E_.	11.	prblm getting appealing eyeglass frames
153	S02E04	Num	4	593	PROB_E_.	11.	prblm getting correct eyewear prescrtptn
154	S02E05	Num	4	597	PROB_E_.	11.	prblm getting eyeglass frames that fit

The CONTENTS Procedure

-----Variables Ordered by Position-----

#	Variable	Type	Len	Pos	Format	Informat	Label
155	S02E06	Num	4	601	FOC_EYE.	11.	Do you wear Frame of Choice Eyewear
156	S02E07	Num	4	605	YN.	11.	Is Frame of Choice preferred mil eyewear
157	S02E08	Num	4	609	MIL_EYE.	11.	Decision to use military-issue eyewear
158	S02E09	Num	4	613	YN.	11.	Would recommend military-issue eyeglass
159	FLAG_FIN	Char	5	617	\$FINAL.	\$5.	Final Disposition
160	DUPFLAG	Char	3	622			Multiple Response Indicator
161	FNSTATUS	Num	8	625	FNSTATS.		Final Status
162	KEYCOUNT	Num	8	633			# of Key Questions Answered
163	N1	Num	8	641			Coding Scheme Note 1
164	N2	Num	8	649			Coding Scheme Note 2
165	N3	Num	8	657			Coding Scheme Note 3
166	N4	Num	8	665			Coding Scheme Note 4
167	N5	Num	8	673			Coding Scheme Note 5
168	N6	Num	8	681			Coding Scheme Note 6
169	N7	Num	8	689			Coding Scheme Note 7
170	N8	Num	8	697			Coding Scheme Note 8
171	N9	Num	8	705			Coding Scheme Note 9
172	N10	Num	8	713			Coding Scheme Note 10
173	N11	Num	8	721			Coding Scheme Note 11
174	N12	Num	8	729			Coding Scheme Note 12
175	N13	Num	8	737			Coding Scheme Note 13
176	N14	Num	8	745			Coding Scheme Note 14
177	N15	Num	8	753			Coding Scheme Note 15
178	N16	Num	8	761			Coding Scheme Note 16
179	N17	Num	8	769			Coding Scheme Note 17
180	N18	Num	8	777			Coding Scheme Note 18
181	N19	Num	8	785			Coding Scheme Note 19
182	N20	Num	8	793			Coding Scheme Note 20
183	N21	Num	8	801			Coding Scheme Note 21
184	N24	Num	8	809			Coding Scheme Note 24
185	N25A	Num	8	817			Coding Scheme Note 25A
186	N25B	Num	8	825			Coding Scheme Note 25B
187	N25C	Num	8	833			Coding Scheme Note 25C
188	N26	Num	8	841			Coding Scheme Note 26
189	N27	Num	8	849			Coding Scheme Note 27
190	N28	Num	8	857			Coding Scheme Note 28
191	N29	Num	8	865			Coding Scheme Note 29
192	N30	Num	8	873			Coding Scheme Note 30
193	MISS_1	Num	8	881	HAMISS.		Count of: Violates Skip Pattern
194	MISS_4	Num	8	889	HAMISS.		Count of: Incomplete grid error
195	MISS_5	Num	8	897	HAMISS.		Count of: Scalable reponse of Don't know
196	MISS_6	Num	8	905	HAMISS.		Count of: Not applicable - valid skip
197	MISS_7	Num	8	913	HAMISS.		Count of: Out-of-range error
198	MISS_8	Num	8	921	HAMISS.		Count of: Multiple response error
199	MISS_9	Num	8	929	HAMISS.		Count of: No response - invalid skip
200	MISS_TOT	Num	8	937	HAMISS.		Total number of missing responses
201	XENRLLMT	Num	8	945	ENROLL.		Enrollment in TRICARE Prime
202	XENR_PCM	Num	8	953	PCM.		Enrollment by PCM type
203	XINS_COV	Num	8	961	INSURE.		Insurance Coverage
204	XQENROLL	Num	8	969	PCM.		Enrllmnt accordng to questionre rspnse
205	XREGION	Num	3	977	CREG.		XREGION - Region
206	CONUS	Num	3	980	CONUSMHS.		CONUS - CONUS/OCONUS Indicator
207	OUTCATCH	Num	8	983	OCATCH.		Out of catchment area indicator
208	XSEXA	Num	8	991	HASEX.		Male or Female - R
209	XBNFGRP	Num	8	999	XBGC_S.		Constructed Beneficiary Group
210	KDISENRL	Num	8	1007	HAYNN.		Intention to disenroll
211	KMILOFFC	Num	8	1015	HAYNN.		Office wait of 15 min or more-Mil
212	KCIVOFFC	Num	8	1023	HAYNN.		Office wait of 15 min or more-Civ
213	KBGPRB1	Num	8	1031	HAYNN.		Big problem getting referrals to spclst
214	KBGPRB2	Num	8	1039	HAYNN.		Big problem getting necessary care
215	KMILOPQY	Num	8	1047	HAGRID.		Outpatient visits to Military facility
216	KCIVOPQY	Num	8	1055	HAGRID.		Outpatient visits to Civilian facility
217	KCIVINS	Num	8	1063	HAYNN2.		Beneficiary covered by civilian insurance
218	KBRSTCR	Num	8	1071	HAYNN.		Women 40>= ever had mammogram & brst exm
219	HP_PRNTL	Num	8	1079	PRNTL.		Prgnt in last yr, receivd cre 1st trimst
220	HP_MAMOG	Num	8	1087	HAYNN.		Women 40>=, mammography in pst 2 yrs
221	HP_MAM50	Num	8	1095	HAYNN.		Women 50>=, mammography in pst 2 yrs
222	HP_PAP	Num	8	1103	HAYNN.		All women, Pap smear in last 3 yrs
223	HP_BP	Num	8	1111	HAYNN2.		Bld prsrre chck in last 2 yrs, know rsults
224	HP_FLU	Num	8	1119	HAYNN.		65 and older, flu shot in last 12 mnths
225	HP_PROS	Num	8	1127	HAYNN.		Men 50>=, prostate exam in last 12 mnth
226	HP_GP	Num	8	1135	HAYNN.		General physical exam in last 12 mnths
227	HP_BRST	Num	8	1143	HAYNN.		Women >=40, breast exam in last 12 mnths
228	HP_CHOL	Num	8	1151	HAYNN.		Cholesterol screening in last 5 yrs
229	HP_SMOKE	Num	8	1159	HAYNN.		Advised to quit smoking in last 12 mnths
230	BWT	Num	8	1167			BWT - Basic Sampling Weight
231	ADJ_CELL	Char	7	1175			ADJ_CELL - Adjusted STRATUM cell

The CONTENTS Procedure

-----Variables Ordered by Position-----

#	Variable	Type	Len	Pos	Format	Informat	Label
232	WRWT1	Num	8	1182			Replicated/JackKnife Weight 1
233	WRWT2	Num	8	1190			Replicated/JackKnife Weight 2
234	WRWT3	Num	8	1198			Replicated/JackKnife Weight 3
235	WRWT4	Num	8	1206			Replicated/JackKnife Weight 4
236	WRWT5	Num	8	1214			Replicated/JackKnife Weight 5
237	WRWT6	Num	8	1222			Replicated/JackKnife Weight 6
238	WRWT7	Num	8	1230			Replicated/JackKnife Weight 7
239	WRWT8	Num	8	1238			Replicated/JackKnife Weight 8
240	WRWT9	Num	8	1246			Replicated/JackKnife Weight 9
241	WRWT10	Num	8	1254			Replicated/JackKnife Weight 10
242	WRWT11	Num	8	1262			Replicated/JackKnife Weight 11
243	WRWT12	Num	8	1270			Replicated/JackKnife Weight 12
244	WRWT13	Num	8	1278			Replicated/JackKnife Weight 13
245	WRWT14	Num	8	1286			Replicated/JackKnife Weight 14
246	WRWT15	Num	8	1294			Replicated/JackKnife Weight 15
247	WRWT16	Num	8	1302			Replicated/JackKnife Weight 16
248	WRWT17	Num	8	1310			Replicated/JackKnife Weight 17
249	WRWT18	Num	8	1318			Replicated/JackKnife Weight 18
250	WRWT19	Num	8	1326			Replicated/JackKnife Weight 19
251	WRWT20	Num	8	1334			Replicated/JackKnife Weight 20
252	WRWT21	Num	8	1342			Replicated/JackKnife Weight 21
253	WRWT22	Num	8	1350			Replicated/JackKnife Weight 22
254	WRWT23	Num	8	1358			Replicated/JackKnife Weight 23
255	WRWT24	Num	8	1366			Replicated/JackKnife Weight 24
256	WRWT25	Num	8	1374			Replicated/JackKnife Weight 25
257	WRWT26	Num	8	1382			Replicated/JackKnife Weight 26
258	WRWT27	Num	8	1390			Replicated/JackKnife Weight 27
259	WRWT28	Num	8	1398			Replicated/JackKnife Weight 28
260	WRWT29	Num	8	1406			Replicated/JackKnife Weight 29
261	WRWT30	Num	8	1414			Replicated/JackKnife Weight 30
262	WRWT31	Num	8	1422			Replicated/JackKnife Weight 31
263	WRWT32	Num	8	1430			Replicated/JackKnife Weight 32
264	WRWT33	Num	8	1438			Replicated/JackKnife Weight 33
265	WRWT34	Num	8	1446			Replicated/JackKnife Weight 34
266	WRWT35	Num	8	1454			Replicated/JackKnife Weight 35
267	WRWT36	Num	8	1462			Replicated/JackKnife Weight 36
268	WRWT37	Num	8	1470			Replicated/JackKnife Weight 37
269	WRWT38	Num	8	1478			Replicated/JackKnife Weight 38
270	WRWT39	Num	8	1486			Replicated/JackKnife Weight 39
271	WRWT40	Num	8	1494			Replicated/JackKnife Weight 40
272	WRWT41	Num	8	1502			Replicated/JackKnife Weight 41
273	WRWT42	Num	8	1510			Replicated/JackKnife Weight 42
274	WRWT43	Num	8	1518			Replicated/JackKnife Weight 43
275	WRWT44	Num	8	1526			Replicated/JackKnife Weight 44
276	WRWT45	Num	8	1534			Replicated/JackKnife Weight 45
277	WRWT46	Num	8	1542			Replicated/JackKnife Weight 46
278	WRWT47	Num	8	1550			Replicated/JackKnife Weight 47
279	WRWT48	Num	8	1558			Replicated/JackKnife Weight 48
280	WRWT49	Num	8	1566			Replicated/JackKnife Weight 49
281	WRWT50	Num	8	1574			Replicated/JackKnife Weight 50
282	WRWT51	Num	8	1582			Replicated/JackKnife Weight 51
283	WRWT52	Num	8	1590			Replicated/JackKnife Weight 52
284	WRWT53	Num	8	1598			Replicated/JackKnife Weight 53
285	WRWT54	Num	8	1606			Replicated/JackKnife Weight 54
286	WRWT55	Num	8	1614			Replicated/JackKnife Weight 55
287	WRWT56	Num	8	1622			Replicated/JackKnife Weight 56
288	WRWT57	Num	8	1630			Replicated/JackKnife Weight 57
289	WRWT58	Num	8	1638			Replicated/JackKnife Weight 58
290	WRWT59	Num	8	1646			Replicated/JackKnife Weight 59
291	WRWT60	Num	8	1654			Replicated/JackKnife Weight 60
292	WRWT	Num	8	1662			Final Weight

The CONTENTS Procedure

-----Variables Ordered by Position-----

#	Variable	Type	Len	Pos	Format	Informat	Label
1	MPRID	Char	8	0	\$8.	\$42.	Unique MPR Identifier
2	SVCSMPL	Num	8	8	SVCSMPL.		SVCSMPL - Branch of Service
3	SEXSMPL	Num	8	16	SEX.		SEXSMPL - Sex
4	STRATUM	Char	7	24			Sampling STRATUM
5	CACSMPL	Char	4	31	\$CAC.		CACSMPL - Catchment Area
6	ENBGSMPL	Char	2	35	\$ENBGS.		Enrollment by beneficiary category
7	MPCSMPL	Num	8	37	MPCSMPL.		MPCSMPL - Military Personnel Category
8	NHFF	Num	8	45			NHFF - Stratum Sample Size
9	SERVAREA	Char	2	53	\$SRVAREA.		Service Area
10	QUARTER	Char	7	55			Survey Quarter
11	DCATCH	Char	4	62			Catchment Area
12	DMIS_ID	Char	9	66			DMIS ID
13	E1	Char	1	75			Eligibility indicator for period = 1
14	E2	Char	1	76			Eligibility indicator for period = 2
15	E3	Char	1	77			Eligibility indicator for period = 3
16	E4	Char	1	78			Eligibility indicator for period = 4
17	E5	Char	1	79			Eligibility indicator for period = 5
18	E6	Char	1	80			Eligibility indicator for period = 6
19	E7	Char	1	81			Eligibility indicator for period = 7
20	SERVAFF	Char	1	82	\$SERVAFF.		Service Affiliation
21	MRTLSTAT	Char	1	83	\$MSTATUS.		Marital Status
22	RACEETHN	Char	1	84	\$RACECD.		Race/Ethnic Code
23	PNSEXCD	Char	1	85	\$SEXCD.		Person Gender
24	LEGDDSCD	Char	2	86	\$DDSFMT.		DDS Code
25	DAGQY	Char	3	88			Age (As of 28 February 2002)
26	FIELDAGE	Char	3	91			Age as of July 1st 2002
27	PCM	Char	3	94	\$PCM.		Primary Manager Code (CIV or MIL)
28	DBENCAT	Char	3	97	\$BENCAT.		Beneficiary Category
29	DMEDELG	Char	1	100	\$MEDELG.		Medical Privilege Code
30	DSPONSVC	Char	1	101	\$SPONSVC.		Derived Sponsor Branch of Service
31	MBRRELCD	Char	1	102	\$MBRREL.		Member Relationship Code
32	MEDTYPE	Char	1	103	\$MEDTYP.		Medicare Type
33	PATCAT	Char	7	104	\$AGGCAT.		Aggregated Beneficiary Category
34	PNLCATCD	Char	1	111	\$PNLCAT.		Personnel Category Code (Duty Status)
35	H02001	Num	4	112	YN.	11.	Are you the person listed on envelope
36	H02002A	Num	4	116	MARKED.	11.	Health plan(s) covered: TRICARE Prime
37	H02002C	Num	4	120	MARKED.	11.	Health plan(s) covered: TRICARE Ext/Stnd
38	H02002F	Num	4	124	MARKED.	11.	Health plan(s) covered: MEDICARE
39	H02002G	Num	4	128	MARKED.	11.	Health plan(s) covered: FEHBP
40	H02002H	Num	4	132	MARKED.	11.	Health plan(s) covered: Medicaid
41	H02002I	Num	4	136	MARKED.	11.	Health plan(s) covered: Civilian HMO
42	H02002J	Num	4	140	MARKED.	11.	Health plan(s) covered: Other civilian
43	H02002K	Num	4	144	MARKED.	11.	Health plan(s) covered: USFHP
44	H02002L	Num	4	148	MARKED.	11.	Health plan(s) covered: Not sure
45	H02002M	Num	4	152	MARKED.	11.	Health plan(s) covered: Veterans
46	H02002N	Num	4	156	MARKED.	11.	Health plan(s) covered: TRICARE Plus
47	H02003	Num	4	160	MEDA.	11.	Currently Covered Medicare Part A
48	H02004	Num	4	164	MEDB.	11.	Currently Covered Medicare Part B
49	H02005	Num	4	168	MEDSUPP.	11.	Currently Covered Medicare Supplemental
50	H02006	Num	4	172	HPLAN1C_.	11.	Which health plan did you use most
51	H02007	Num	4	176	HPTIME.	11.	Yrs in a row with health plan
52	H02008	Num	4	180	YN.	11.	When joined hlth plan, rcv new prsnl Dr
53	H02009	Num	4	184	PROB1_.	11.	Health plan: prblm to get Dr happy with
54	H02010	Num	4	188	YN.	11.	Have one person think of as personal Dr
55	H02011	Num	4	192	RATE1_.	11.	Rating of your personal Dr or nurse
56	H02012	Num	4	196	YN.	11.	Currently enrolled in TRICARE Prime
57	H02013	Num	4	200	PCMBASE.	11.	TRICARE member:prmry care mgr mil or cvl
58	H02014	Num	4	204	YN.	11.	Know your PCM's name
59	H02015	Num	4	208	YN.	11.	In lst yr:you/Dr think you need spclst
60	H02016	Num	4	212	PROB2_.	11.	In lst yr:how much prblm rfrl to spclst
61	H02017	Num	4	216	YN.	11.	In lst yr:did you see a specialist
62	H02018	Num	4	220	RATE2_.	11.	Rating of specialist seen in lst yr
63	H02019	Num	4	224	YNOFT.	11.	In lst yr:spclst saw same as persnl Dr
64	H02020	Num	4	228	YN.	11.	In lst yr:call Dr for help/advice
65	H02021	Num	4	232	OFTEN2_.	11.	In lst yr:when call how often get hlp nd
66	H02022	Num	4	236	YN.	11.	In lst yr:make appts for reg hlth care
67	H02023	Num	4	240	OFTEN3_.	11.	In lst yr:appt reg hlth care when wnted
68	H02024	Num	4	244	TIME1B_.	11.	In lst yr:days btwn appt & see prvdr
69	H02025	Num	4	248	YN.	11.	In lst yr:illness/injry care right away
70	H02026	Num	4	252	OFTEN4_.	11.	In lst yr:get care as soon as wanted
71	H02027	Num	4	256	TIME2_.	11.	In lst yr:wait btwn try get care,see prv
72	H02028	Num	4	260	OFTEN5_.	11.	In lst yr:goto emrgncy rm for own care
73	H02029	Num	4	264	OFTEN6_.	11.	In lst yr:goto Dr office/clinic for care
74	H02030	Num	4	268	PROB3_.	11.	In lst yr:prblm to get care thght ncssry
75	H02031	Num	4	272	PROB3_.	11.	In lst yr:prblm w/delays wait for apprv
76	H02032	Num	4	276	OFTEN7_.	11.	In lst yr:wait > 15 min past appt see Dr
77	H02033	Num	4	280	OFTEN7_.	11.	In lst yr:how oftn treat w/ crtsy/respct

The CONTENTS Procedure

-----Variables Ordered by Position-----

#	Variable	Type	Len	Pos	Format	Informat	Label
78	H02034	Num	4	284	OFTEN7_.	11.	In lst yr:how oftn staff helpful
79	H02035	Num	4	288	OFTEN7_.	11.	In lst yr:how oftn Drs listen to you
80	H02036	Num	4	292	OFTEN7_.	11.	In lst yr:how oftn Drs explain things
81	H02037	Num	4	296	OFTEN7_.	11.	In lst yr:how oftn Drs show respect
82	H02038	Num	4	300	OFTEN7_.	11.	In lst yr:how oftn Drs spend enough time
83	H02039	Num	4	304	RATE3_.	11.	Rating of all health care in lst yr
84	H02040	Num	4	308	OFTENPX.	11.	H02040
85	H02041	Num	4	312	PLACE.	11.	In lst yr:fcilty use most for Health care
86	H02042	Num	4	316	REASON1_.	11.	H02042
87	H02043	Num	4	320	YNDNK.	11.	In lst yr:send in any claims
88	H02044	Num	4	324	OFTEN9_.	11.	In lst yr:Hlth pln handle in rsnble time
89	H02045	Num	4	328	OFTEN9_.	11.	In lst yr:how oftn handle correctly
90	H02046	Num	4	332	OFTEN9_.	11.	In lst yr:before care, know amt to pay
91	H02047	Num	4	336	YNINFOB.	11.	In lst yr:info in written materials
92	H02048	Num	4	340	PROB8_.	11.	In lst yr:prblm to find/undrstnd mtrls
93	H02049	Num	4	344	YN.	11.	In lst yr:health plan's cstmr srvc help
94	H02050	Num	4	348	PROB9_.	11.	In lst yr:prblm get help from cstmr srvc
95	H02051	Num	4	352	YN.	11.	Call or write plan with complaint/prblm
96	H02052	Num	4	356	TIME4_.	11.	How long for Hlth pln to resolve cmplt
97	H02053	Num	4	360	SETTLED.	11.	Complaint/prblm settled to satisfaction
98	H02054	Num	4	364	YN.	11.	In lst yr:experiences with paperwork
99	H02055	Num	4	368	PROB10_.	11.	In lst yr:prblms with paperwork
100	H02056	Num	4	372	RATE4_.	11.	Rating of all experience with hlth plan
101	H02057	Num	4	376	LIKELY.	11.	In nxt yr:lkly to dsntl in TRICARE Prime
102	H02058	Num	4	380	TIME5_.	11.	Not sick/prgnt: lst mdcl/physcl exam
103	H02059	Num	4	384	TIME6_.	11.	Blood pressure: when lst reading
104	H02060	Num	4	388	YNBP_.	11.	Blood pressure: know if too high or not
105	H02061	Num	4	392	TIME7_.	11.	When lst have cholesterol screening
106	H02062	Num	4	396	TIME8_.	11.	When did you lst have a flu shot
107	H02063	Num	4	400	SMOKE.	11.	Smoked at least 100 cigarettes in life
108	H02064	Num	4	404	TIME9_.	11.	Smoke everyday, some days or not at all
109	H02065	Num	4	408	TIME10_.	11.	How long since you quit smoking
110	H02066	Num	4	412	OFTEN11_.	11.	lst yr: # visits advised to quit smoking
111	H02067	Num	4	416	SEX.	11.	Are you male or female
112	H02068	Num	4	420	TIME11_.	11.	lst prostate disease exam or blood test
113	H02069	Num	4	424	TIME12_.	11.	lst have a Pap smear test
114	H02070	Num	4	428	YN.	11.	Are you under age 40
115	H02071	Num	4	432	TIME13_.	11.	lst time: breasts checked mammography
116	H02072	Num	4	436	TIME14_.	11.	lst time: breast exam by professional
117	H02073	Num	4	440	YNPREG.	11.	Been pregnant in lst yr or pregnant now
118	H02074	Num	4	444	PREG1_.	11.	In what trimester is your pregnancy
119	H02075	Num	4	448	PREG2_.	11.	Trimester first received prenatal care
120	H02076	Num	4	452	HEALTH.	11.	In gnrl, how would you rate ovrall hlth
121	H02077	Num	4	456	HISP.	11.	Are you Spanish/Hispanic/Latino
122	SREDA	Num	4	460	EDUC.	11.	Highest grade completed
123	SRRACEA	Num	4	464	MARKED.	11.	Race: White
124	SRRACEB	Num	4	468	MARKED.	11.	Race: Black or African American
125	SRRACEC	Num	4	472	MARKED.	11.	Race: American Indian or Alaska Native
126	SRRACED	Num	4	476	MARKED.	11.	Race: Asian
127	SRRACEE	Num	4	480	MARKED.	11.	Race: Native Hawaiian/other Pacific Isl.
128	SRAGE	Num	4	484	AGEGRP.	11.	What is your age now
129	S02D01	Num	4	488	YN.	11.	In lst yr: care from dentist office/clin
130	S02D02	Num	4	492	TIMED_.	11.	In lst yr: go to dentist for self
131	S02D03	Num	4	496	RATED_.	11.	Rating of dental care
132	S02M01	Num	4	500	YN.	11.	In lst yr: treatment for personal/family
133	S02M02	Num	4	504	PROBTC_.	11.	Problm get treatment/counsel through hea
134	S02M03	Num	4	508	RATE4_.	11.	Rating of treatment/counseling
135	S02P01	Num	4	512	YN.	11.	In lst yr: new prescription/refill
136	S02P02	Num	4	516	PROBP_.	11.	In lst yr: problem get medicine from hea
137	S02P03	Num	4	520	OFTENP_.	11.	In lst yr: how often get medicine throug
138	S02X01	Num	4	524	HEALTH.	11.	S02X01
139	S02X02	Num	4	528	RATE4_.	11.	S02X02
140	FLAG_FIN	Char	5	532	\$FINAL.	\$5.	Final Disposition
141	DUPFLAG	Char	3	537			Multiple Response Indicator
142	FNSTATUS	Num	8	540	FNSTATS.		Final Status
143	KEYCOUNT	Num	8	548			# of Key Questions Answered
144	N1	Num	8	556			Coding Scheme Note 1
145	N2	Num	8	564			Coding Scheme Note 2
146	N3	Num	8	572			Coding Scheme Note 3
147	N4	Num	8	580			Coding Scheme Note 4
148	N5	Num	8	588			Coding Scheme Note 5
149	N6	Num	8	596			Coding Scheme Note 6
150	N7	Num	8	604			Coding Scheme Note 7
151	N8	Num	8	612			Coding Scheme Note 8
152	N9	Num	8	620			Coding Scheme Note 9
153	N10	Num	8	628			Coding Scheme Note 10
154	N11	Num	8	636			Coding Scheme Note 11

The CONTENTS Procedure

-----Variables Ordered by Position-----

#	Variable	Type	Len	Pos	Format	Informat	Label
155	N12	Num	8	644			Coding Scheme Note 12
156	N13	Num	8	652			Coding Scheme Note 13
157	N14	Num	8	660			Coding Scheme Note 14
158	N15	Num	8	668			Coding Scheme Note 15
159	N16	Num	8	676			Coding Scheme Note 16
160	N17	Num	8	684			Coding Scheme Note 17
161	N18	Num	8	692			Coding Scheme Note 18
162	N19	Num	8	700			Coding Scheme Note 19
163	N24	Num	8	708			Coding Scheme Note 24
164	N25A	Num	8	716			Coding Scheme Note 25A
165	N25B	Num	8	724			Coding Scheme Note 25B
166	N25C	Num	8	732			Coding Scheme Note 25C
167	N26	Num	8	740			Coding Scheme Note 26
168	N27	Num	8	748			Coding Scheme Note 27
169	MISS_1	Num	8	756	HAMISS.		Count of: Violates Skip Pattern
170	MISS_4	Num	8	764	HAMISS.		Count of: Incomplete grid error
171	MISS_5	Num	8	772	HAMISS.		Count of: Scalable reponse of Don't know
172	MISS_6	Num	8	780	HAMISS.		Count of: Not applicable - valid skip
173	MISS_7	Num	8	788	HAMISS.		Count of: Out-of-range error
174	MISS_8	Num	8	796	HAMISS.		Count of: Multiple response error
175	MISS_9	Num	8	804	HAMISS.		Count of: No response - invalid skip
176	MISS_TOT	Num	8	812	HAMISS.		Total number of missing responses
177	XENRLLMT	Num	8	820	ENROLL.		Enrollment in TRICARE Prime
178	XENR_PCM	Num	8	828	PCM.		Enrollment by PCM type
179	XINS_COV	Num	8	836	INSURE.		Insurance Coverage
180	XQENROLL	Num	8	844	PCM.		Enrllmnt accordng to questionre rspnse
181	XREGION	Num	3	852	CREG.		XREGION - Region
182	CONUS	Num	3	855	CONUSMHS.		CONUS - CONUS/OCONUS Indicator
183	OUTCATCH	Num	8	858	OCATCH.		Out of catchment area indicator
184	XSEXA	Num	8	866	HASEX.		Male or Female - R
185	XBNFGRP	Num	8	874	XBGC_S.		Constructed Beneficiary Group
186	KDISENRL	Num	8	882	HAYNN.		Intention to disenroll
187	KMILOFFC	Num	8	890	HAYNN.		Office wait of 15 min or more-Mil
188	KCIVOFFC	Num	8	898	HAYNN.		Office wait of 15 min or more-Civ
189	KBGPRB1	Num	8	906	HAYNN.		Big problem getting referrals to spclst
190	KBGPRB2	Num	8	914	HAYNN.		Big problem getting necessary care
191	KMILOPQY	Num	8	922	HAGRID.		Outpatient visits to Military facility
192	KCIVOPQY	Num	8	930	HAGRID.		Outpatient visits to Civilian facility
193	KCIVINS	Num	8	938	HAYNN2.		Beneficiary covered by civilian insurance
194	KBRSTCR	Num	8	946	HAYNN.		Women 40>= ever had mammogram & brst exm
195	HP_PRNTL	Num	8	954	PRNTL.		Prgnt in last yr, receivd cre 1st trimst
196	HP_MAMOG	Num	8	962	HAYNN.		Women 40>=, mammography in pst 2 yrs
197	HP_MAM50	Num	8	970	HAYNN.		Women 50>=, mammography in pst 2 yrs
198	HP_PAP	Num	8	978	HAYNN.		All women, Pap smear in last 3 yrs
199	HP_BP	Num	8	986	HAYNN2.		Bld prsrre chck in last 2 yrs, know rsults
200	HP_FLU	Num	8	994	HAYNN.		65 and older, flu shot in last 12 mnths
201	HP_PROS	Num	8	1002	HAYNN.		Men 50>=, prostrate exam in last 12 mnth
202	HP_GP	Num	8	1010	HAYNN.		General physical exam in last 12 mnths
203	HP_BRST	Num	8	1018	HAYNN.		Women >=40, breast exam in last 12 mnths
204	HP_CHOL	Num	8	1026	HAYNN.		Cholesterol screening in last 5 yrs
205	HP_SMOKE	Num	8	1034	HAYNN.		Advised to quit smoking in last 12 mnths
206	BWT	Num	8	1042			BWT - Basic Sampling Weight
207	ADJ_CELL	Char	7	1050			ADJ_CELL - Adjusted STRATUM cell
208	WRWT1	Num	8	1057			Replicated/JackKnife Weight 1
209	WRWT2	Num	8	1065			Replicated/JackKnife Weight 2
210	WRWT3	Num	8	1073			Replicated/JackKnife Weight 3
211	WRWT4	Num	8	1081			Replicated/JackKnife Weight 4
212	WRWT5	Num	8	1089			Replicated/JackKnife Weight 5
213	WRWT6	Num	8	1097			Replicated/JackKnife Weight 6
214	WRWT7	Num	8	1105			Replicated/JackKnife Weight 7
215	WRWT8	Num	8	1113			Replicated/JackKnife Weight 8
216	WRWT9	Num	8	1121			Replicated/JackKnife Weight 9
217	WRWT10	Num	8	1129			Replicated/JackKnife Weight 10
218	WRWT11	Num	8	1137			Replicated/JackKnife Weight 11
219	WRWT12	Num	8	1145			Replicated/JackKnife Weight 12
220	WRWT13	Num	8	1153			Replicated/JackKnife Weight 13
221	WRWT14	Num	8	1161			Replicated/JackKnife Weight 14
222	WRWT15	Num	8	1169			Replicated/JackKnife Weight 15
223	WRWT16	Num	8	1177			Replicated/JackKnife Weight 16
224	WRWT17	Num	8	1185			Replicated/JackKnife Weight 17
225	WRWT18	Num	8	1193			Replicated/JackKnife Weight 18
226	WRWT19	Num	8	1201			Replicated/JackKnife Weight 19
227	WRWT20	Num	8	1209			Replicated/JackKnife Weight 20
228	WRWT21	Num	8	1217			Replicated/JackKnife Weight 21
229	WRWT22	Num	8	1225			Replicated/JackKnife Weight 22
230	WRWT23	Num	8	1233			Replicated/JackKnife Weight 23
231	WRWT24	Num	8	1241			Replicated/JackKnife Weight 24

The CONTENTS Procedure

-----Variables Ordered by Position-----

#	Variable	Type	Len	Pos	Format	Informat	Label
232	WRWT25	Num	8	1249			Replicated/JackKnife Weight 25
233	WRWT26	Num	8	1257			Replicated/JackKnife Weight 26
234	WRWT27	Num	8	1265			Replicated/JackKnife Weight 27
235	WRWT28	Num	8	1273			Replicated/JackKnife Weight 28
236	WRWT29	Num	8	1281			Replicated/JackKnife Weight 29
237	WRWT30	Num	8	1289			Replicated/JackKnife Weight 30
238	WRWT31	Num	8	1297			Replicated/JackKnife Weight 31
239	WRWT32	Num	8	1305			Replicated/JackKnife Weight 32
240	WRWT33	Num	8	1313			Replicated/JackKnife Weight 33
241	WRWT34	Num	8	1321			Replicated/JackKnife Weight 34
242	WRWT35	Num	8	1329			Replicated/JackKnife Weight 35
243	WRWT36	Num	8	1337			Replicated/JackKnife Weight 36
244	WRWT37	Num	8	1345			Replicated/JackKnife Weight 37
245	WRWT38	Num	8	1353			Replicated/JackKnife Weight 38
246	WRWT39	Num	8	1361			Replicated/JackKnife Weight 39
247	WRWT40	Num	8	1369			Replicated/JackKnife Weight 40
248	WRWT41	Num	8	1377			Replicated/JackKnife Weight 41
249	WRWT42	Num	8	1385			Replicated/JackKnife Weight 42
250	WRWT43	Num	8	1393			Replicated/JackKnife Weight 43
251	WRWT44	Num	8	1401			Replicated/JackKnife Weight 44
252	WRWT45	Num	8	1409			Replicated/JackKnife Weight 45
253	WRWT46	Num	8	1417			Replicated/JackKnife Weight 46
254	WRWT47	Num	8	1425			Replicated/JackKnife Weight 47
255	WRWT48	Num	8	1433			Replicated/JackKnife Weight 48
256	WRWT49	Num	8	1441			Replicated/JackKnife Weight 49
257	WRWT50	Num	8	1449			Replicated/JackKnife Weight 50
258	WRWT51	Num	8	1457			Replicated/JackKnife Weight 51
259	WRWT52	Num	8	1465			Replicated/JackKnife Weight 52
260	WRWT53	Num	8	1473			Replicated/JackKnife Weight 53
261	WRWT54	Num	8	1481			Replicated/JackKnife Weight 54
262	WRWT55	Num	8	1489			Replicated/JackKnife Weight 55
263	WRWT56	Num	8	1497			Replicated/JackKnife Weight 56
264	WRWT57	Num	8	1505			Replicated/JackKnife Weight 57
265	WRWT58	Num	8	1513			Replicated/JackKnife Weight 58
266	WRWT59	Num	8	1521			Replicated/JackKnife Weight 59
267	WRWT60	Num	8	1529			Replicated/JackKnife Weight 60
268	WRWT	Num	8	1537			Final Weight

CONTENTS PROCEDURE

-----Variables Ordered by Position-----

#	Variable	Type	Len	Pos	Format	Informat	Label
1	MPRID	Char	8	0	\$8.	\$42.	Unique MPR Identifier
2	SVCSMPL	Num	8	8	SVCSMPL.		SVCSMPL - Branch of Service
3	SEXSMPL	Num	8	16	SEX.		SEXSMPL - Sex
4	STRATUM	Char	7	24			Sampling STRATUM
5	CACSMPL	Num	8	31	CAC.		CACSMPL - Catchment Area
6	ENBGSMPL	Char	2	39	\$ENBGS.		Enrollment by beneficiary category
7	MPCSMPL	Num	8	41	MPCSMPL.		MPCSMPL - Military Personnel Category
8	NHFF	Num	8	49			NHFF - Stratum Sample Size
9	SERVAREA	Char	2	57	\$\$SRVAREA.		Service Area
10	DCATCH	Char	4	59			Catchment Area
11	DMIS_ID	Char	9	63			DMIS ID
12	E1	Char	1	72	\$E_.		Eligibility indicator for period = 1
13	E2	Char	1	73	\$E_.		Eligibility indicator for period = 2
14	E3	Char	1	74	\$E_.		Eligibility indicator for period = 3
15	E4	Char	1	75	\$E_.		Eligibility indicator for period = 4
16	E5	Char	1	76	\$E_.		Eligibility indicator for period = 5
17	E6	Char	1	77	\$E_.		Eligibility indicator for period = 6
18	E7	Char	1	78	\$E_.		Eligibility indicator for period = 7
19	E8	Char	1	79	\$E_.		Eligibility indicator for period = 8
20	ONTIME	Char	3	80			Responded Within 8 weeks of Mail-Out
21	SERVAFF	Char	1	83	\$\$SERVAFF.		Service Affiliation
22	MRTLSTAT	Char	1	84	\$\$MSTATUS.		Marital Status
23	RACEETHN	Char	1	85	\$\$RACECD.		Race/Ethnic Code
24	PNSEXCD	Char	1	86	\$\$SEXCD.		Person Gender
25	LEGDDSCD	Char	2	87	\$\$DDSFMT.		DDS Code
26	DAGEQY	Char	3	89			Age at time of data collection
27	PCM	Char	3	92	\$\$PCM.		Primary Manager Code (CIV or MIL)
28	TSPSITE	Char	10	95	\$\$TSPSITE.		TSP Site (regardless of age)
29	DBENCAT	Char	3	105	\$\$BENCAT.		Beneficiary Category
30	DMEDELG	Char	1	108	\$\$MEDELG.		Medical Privilege Code
31	DSPONSVC	Char	1	109	\$\$SPONSVC.		Derived Sponsor Branch of Service
32	MBRRELCD	Char	1	110	\$\$MBRRELCD.		Member Relationship Code
33	MEDTYPE	Char	1	111	\$\$MEDTYP.		Medicare Type
34	PATCAT	Char	7	112	\$\$AGGBCAT.		Aggregated Beneficiary Category
35	PNLCATCD	Char	1	119	\$\$PNLCAT.		Personnel Category Code (Duty Status)
36	FIELDAGE	Char	3	120			Age at start of fielding period
37	FNSTATUS	Num	8	123	FNSTATS.		Final Status
38	KEYCOUNT	Num	8	131			# of Key Questions Answered
39	H02001	Num	4	139	YN.	11.	Are you the person listed on envelope
40	H02002A	Num	4	143	MARKED.	11.	Health plan(s) covered: TRICARE Prime
41	H02002C	Num	4	147	MARKED.	11.	Health plan(s) covered: TRICARE Ext/Stnd
42	H02002F	Num	4	151	MARKED.	11.	Health plan(s) covered: MEDICARE
43	H02002G	Num	4	155	MARKED.	11.	Health plan(s) covered: FEHBP
44	H02002H	Num	4	159	MARKED.	11.	Health plan(s) covered: Medicaid
45	H02002I	Num	4	163	MARKED.	11.	Health plan(s) covered: Civilian HMO
46	H02002J	Num	4	167	MARKED.	11.	Health plan(s) covered: Other civilian
47	H02002K	Num	4	171	MARKED.	11.	Health plan(s) covered: USFHP
48	H02002L	Num	4	175	MARKED.	11.	Health plan(s) covered: Not sure
49	H02002M	Num	4	179	MARKED.	11.	Health plan(s) covered: Veterans
50	H02002N	Num	4	183	MARKED.	11.	Health plan(s) covered: TRICARE Plus
51	H02002O	Num	4	187	MARKED.	11.	Health plan(s) covered: TRICARE for life
52	H02003	Num	4	191	MEDA.	11.	Currently Covered Medicare Part A
53	H02004	Num	4	195	MEDB.	11.	Currently Covered Medicare Part B
54	H02005	Num	4	199	MEDSUPP.	11.	Currently Covered Medicare Supplemental
55	H02006	Num	4	203	HPLAN1B_.	11.	Which health plan did you use most
56	H02007	Num	4	207	HPTIME.	11.	Years in a row w/health plan
57	H02008	Num	4	211	YN.	11.	When joined hlth plan, rcv new prsnl Dr
58	H02009	Num	4	215	PROB1_.	11.	Hlth plan: problem to get Dr happy with
59	H02010	Num	4	219	YN.	11.	Have one person you think of as prsnl Dr
60	H02011	Num	4	223	RATE1_.	11.	Rating of your personal doctor or nurse
61	H02012	Num	4	227	YN.	11.	Currently enrolled in TRICARE Prime
62	H02013	Num	4	231	PCMBASE.	11.	TRICARE membr:prmry care mgr mil or cvl
63	H02014	Num	4	235	YN.	11.	Know your PCM's name
64	H02015	Num	4	239	YN.	11.	In lst yr:you/dr think you needed spclst
65	H02016	Num	4	243	PROB2_.	11.	In lst yr:how much prblm rfrl to spclst
66	H02017	Num	4	247	YN.	11.	In lst yr:did you see a specialist

CONTENTS PROCEDURE

#	Variable	Type	Len	Pos	Format	Informat	Label
67	H02018	Num	4	251	RATE2_.	11.	Rating of specialist seen in last year
68	H02019	Num	4	255	YNOFT.	11.	In lst yr:spclst saw same as prsnl Dr
69	H02020	Num	4	259	YN.	11.	In lst yr:call Dr for hlp/advice for slf
70	H02021	Num	4	263	OFTEN2_.	11.	In lst yr:when call how often get hlp nd
71	H02022	Num	4	267	YN.	11.	In lst yr:make appts for reg hlth care
72	H02023	Num	4	271	OFTEN3_.	11.	In lst yr:appt reg hlth care when wanted
73	H02024	Num	4	275	TIME1B_.	11.	In lst yr:days btwn appt & seeing prvder
74	H02025	Num	4	279	YN.	11.	In lst yr:illness/injury care right away
75	H02026	Num	4	283	OFTEN4_.	11.	In lst yr:get care as soon as wanted
76	H02027	Num	4	287	TIME2_.	11.	In lst yr:wait btwn try get care,see prv
77	H02028	Num	4	291	OFTEN5_.	11.	In lst yr:goto emrgncy rm for own care
78	H02029	Num	4	295	OFTEN6_.	11.	In lst yr:goto Dr office/clinic for care
79	H02030	Num	4	299	PROB3_.	11.	In lst yr:prblm to get care thght ncssry
80	H02031	Num	4	303	PROB3_.	11.	In lst yr:prblm w/dlys waiting for appr
81	H02032	Num	4	307	OFTEN7_.	11.	In lst yr:wait > 15 min past appt see Dr
82	H02033	Num	4	311	OFTEN7_.	11.	In lst yr:how oftn treat w/ crtsy/rspct
83	H02034	Num	4	315	OFTEN7_.	11.	In lst yr:how oftn staff helpful
84	H02035	Num	4	319	OFTEN7_.	11.	In lst yr:how oftn Drs listen to you
85	H02036	Num	4	323	OFTEN7_.	11.	In lst yr:how oftn Drs explain things
86	H02037	Num	4	327	OFTEN7_.	11.	In lst yr:how oftn Drs show respect
87	H02038	Num	4	331	OFTEN7_.	11.	In lst yr:how oftn Drs spend enough time
88	H02039	Num	4	335	RATE3_.	11.	Rating of all health care in last year
89	H02040	Num	4	339	OFTENPX.	11.	In lst yr:prscrptns by cvl, filled at mil
90	H02041	Num	4	343	PLACE.	11.	In lst yr:fcilty used most for hlth care
91	H02042	Num	4	347	WHYMTFB.	11.	Most important reason to use MTF
92	H02043	Num	4	351	YNDNK.	11.	In lst yr:send in any claims
93	H02044	Num	4	355	OFTEN9_.	11.	In lst yr:hlth pln handle in rsnble time
94	H02045	Num	4	359	OFTEN9_.	11.	In lst yr:how oftn handle correctly
95	H02046	Num	4	363	OFTEN9_.	11.	In lst yr:before care, know amt to pay
96	H02047	Num	4	367	YNINFOB.	11.	In lst yr:info in written materials
97	H02048	Num	4	371	PROB8_.	11.	In lst yr:prblm to find/undrstnd mtrls
98	H02049	Num	4	375	YN.	11.	In lst yr:health plan's cstmr srvc help
99	H02050	Num	4	379	PROB9_.	11.	In lst yr:prblm get help from cstmr srvc
100	H02051	Num	4	383	YN.	11.	Called or written plan w/complaint/prblm
101	H02052	Num	4	387	TIME4_.	11.	How long for hlth pln to resolve cmplt
102	H02053	Num	4	391	SETTLED.	11.	Complaint/prblm settled to satisfaction
103	H02054	Num	4	395	YN.	11.	In lst yr:experiences w/ paperwork
104	H02055	Num	4	399	PROB10_.	11.	In lst yr:problems w/ paperwork
105	H02056	Num	4	403	RATE4_.	11.	Rating of all experience w/health plan
106	H02057	Num	4	407	LIKELY.	11.	In nxt yr:lkly to dsnr in TRICARE Prime
107	H02058	Num	4	411	TIME5_.	11.	Not sick/prgnt: last mdcl/physcl exam
108	H02059	Num	4	415	TIME6_.	11.	Blood pressure: when last reading
109	H02060	Num	4	419	YNBP_.	11.	Blood pressure: know if too high or not
110	H02061	Num	4	423	TIME7_.	11.	When last have cholesterol screening
111	H02062	Num	4	427	TIME8_.	11.	When did you last have a flu shot
112	H02063	Num	4	431	SMOKE.	11.	Smoked at least 100 cigarettes in life
113	H02064	Num	4	435	TIME9_.	11.	Smoke everyday, some days or not at all
114	H02065	Num	4	439	TIME10_.	11.	How long since you quit smoking
115	H02066	Num	4	443	OFTEN11_.	11.	Lst year: # vst advised to quit smoking
116	H02067	Num	4	447	SEX.	11.	Are you male or female
117	H02068	Num	4	451	TIME11_.	11.	Last prostate disease exam or blood test
118	H02069	Num	4	455	TIME12_.	11.	Last have a Pap smear test
119	H02070	Num	4	459	YN.	11.	Are you under age 40
120	H02071	Num	4	463	TIME13_.	11.	Last time: breasts checked mammography
121	H02072	Num	4	467	TIME14_.	11.	Last time: breast exam by professional
122	H02073	Num	4	471	YNPREG.	11.	Been pregnant in last yr or pregnant now
123	H02074	Num	4	475	PREG1_.	11.	In what trimester is your pregnancy
124	H02075	Num	4	479	PREG2_.	11.	Trimester first received prenatal care
125	H02076	Num	4	483	HEALTH.	11.	In gnrl, how would you rate ovrall hlth
126	H02077	Num	4	487	HISP.	11.	Are you Spanish/Hispanic/Latino
127	SREDA	Num	4	491	EDUC.	11.	Highest grade completed
128	SRRACEA	Num	4	495	MARKED.	11.	Race: White
129	SRRACEB	Num	4	499	MARKED.	11.	Race: Black or African American
130	SRRACEC	Num	4	503	MARKED.	11.	Race: American Indian or Alaska Native
131	SRRACED	Num	4	507	MARKED.	11.	Race: Asian
132	SRRACEE	Num	4	511	MARKED.	11.	Race: Native Hawaiian/other Pacific Isl.
133	SRAGE	Num	4	515	AGEGRP.	11.	What is your age now
134	S02L01	Num	4	519	YN.	11.	Aware TRICARE for Life

CONTENTS PROCEDURE

#	Variable	Type	Len	Pos	Format	Informat	Label
135	S02L02	Num	4	523	BENLIFE.	11.	Prblm Benefits TRICARE Life
136	S02L03A	Num	4	527	MARKED.	11.	Additional info - what is covered
137	S02L03B	Num	4	531	MARKED.	11.	Additional info - who eligible
138	S02L03C	Num	4	535	MARKED.	11.	Additional info - How Dr gets paid
139	S02L03D	Num	4	539	MARKED.	11.	Additional info - How affects VA benefit
140	S02L03E	Num	4	543	MARKED.	11.	Additional info - Private Insurance drop
141	S02L03F	Num	4	547	MARKED.	11.	Additional info - where to get help/info
142	S02L03G	Num	4	551	MARKED.	11.	Additional info - make sure eligible
143	S02L03H	Num	4	555	MARKED.	11.	Additional info - which Drs can see
144	S02L03I	Num	4	559	MARKED.	11.	Additional info - do not need info
145	S02L04A	Num	4	563	TSOURCE.		Helpful - TRICARE Counselor
146	S02L04B	Num	4	567	TSOURCE.		Helpful - Phone Number
147	S02L04C	Num	4	571	TSOURCE.		Helpful - Medicare/Social Security
148	S02L04D	Num	4	575	TSOURCE.		Helpful - Primary Dr
149	S02L04E	Num	4	579	TSOURCE.		Helpful - TRICARE Website
150	S02L04F	Num	4	583	TSOURCE.		Helpful - Direct Mailing
151	S02L04G	Num	4	587	TSOURCE.		Helpful - Military Publication
152	S02L04H	Num	4	591	TSOURCE.		Helpful - Civilian Publication
153	S02L04I	Num	4	595	TSOURCE.		Helpful - Other
154	S02L05	Num	4	599	RELY.	11.	Source of info rely on most
155	S02L06	Num	4	603	ENRMEDB.	11.	Enroll in Medicare B b/c TRICARE for Lif
156	S02L07	Num	4	607	MEDIGAP.	11.	Drop Medigap b/c TRICARE for Life
157	S02L08	Num	4	611	CIVHMO.	11.	Disenroll civ HMO b/c TRICARE for Life
158	S02L09	Num	4	615	TFLCARE.	11.	Where do plan to get most of care
159	S02L10	Num	4	619	YN.	11.	Recd medical care from civ source
160	S02L11	Num	4	623	PAYMNT.	11.	Provider ask for Payment
161	S02L12	Num	4	627	PAYMNT.	11.	Bill should be paid by Medicare/TRICAR
162	S02L13A	Num	4	631	MARKED.	11.	Paid/Intend to Pay bill
163	S02L13B	Num	4	635	MARKED.	11.	Ignoring Bill
164	S02L13C	Num	4	639	MARKED.	11.	Contacted/intend to contact provider
165	S02L13D	Num	4	643	MARKED.	11.	Contacted/intend to contact TRICARE
166	S02L13E	Num	4	647	MARKED.	11.	Contacted/intend to contact Medicare
167	S02L14	Num	4	651	BILL.	11.	Billing resolved to satisfaction
168	S02L15	Num	4	655	PHRMCY.	11.	Change type pharmacy
169	S02L16	Num	4	659	FILLRX.	11.	Type of pharmacy since April 1, 2001
170	S02L17	Num	4	663	SATISFY.	11.	Satisfied with TRICARE for LIFE
171	S02S01	Num	4	667	HEALTHS.	11.	Health during past 4 weeks
172	S02S02	Num	4	671	LIMITACT.	11.	Health prblms limit physical activity
173	S02S03	Num	4	675	DAILYWRK.	11.	Difficulty doing daily work b/c hlth prb
174	S02S04	Num	4	679	PAIN.	11.	How much bodily pain during Past 4 weeks
175	S02S05	Num	4	683	ENERGY.	11.	Energy during Past 4 weeks
176	S02S06	Num	4	687	LIMITSOC.	11.	Physical/Emotional hlth limit social
177	S02S07	Num	4	691	EMOTPROB.	11.	Bothered by emotional problems
178	S02S08	Num	4	695	EMOTACT.	11.	Personal/emotional prblms keep from work
179	S02S09	Num	4	699	HLTH1YR.	11.	Rate health compared to one year ago
180	S02C01	Num	4	703	DOCTOR.	11.	Gen Dr,spec1st,physician assist,or nurse
181	S02C02	Num	4	707	TIME1A_.	11.	Months/yrs been going to personal Dr
182	S02C03	Num	4	711	YN.	11.	Physcl/mentl cond interferes with work
183	S02C04	Num	4	715	YNPROB.	11.	Dr undrstnds Hlth prblm affect dly life
184	S02C05	Num	4	719	OFTEN1B_.	11.	In lst yr:# times you went to a spec1st
185	S02C06	Num	4	723	YN.	11.	In lst yr:decisions made about hlth care
186	S02C07	Num	4	727	OFTEN8_.	11.	In lst yr:how oftn invld as much as wntd
187	S02C08	Num	4	731	PROB4_.	11.	In lst yr:prblm get Dr to agree w/ you
188	S02C09	Num	4	735	YN.	11.	In lst yr:needed special medical equip
189	S02C10	Num	4	739	PROB5_.	11.	In lst yr:prblm get spec1 medical equip
190	S02C11	Num	4	743	YN.	11.	In lst yr:needed special therapy
191	S02C12	Num	4	747	PROB6_.	11.	In lst yr:prblm getting special therapy
192	S02C13	Num	4	751	YN.	11.	In lst yr:need home hlth care/assistance
193	S02C14	Num	4	755	PROB7_.	11.	In lst yr:prblm get care/assist needed
194	S02C15	Num	4	759	YN.	11.	Need help with personal care needs
195	S02C16	Num	4	763	YN.	11.	Need help with routine needs
196	S02C17	Num	4	767	YN.	11.	Physical/mntl cond interfere w/indpndnce
197	S02C18	Num	4	771	RATE5_.	11.	Rating of equip, srvces, help provision
198	S02C19	Num	4	775	YN.	11.	In lst yr:patient overnight or longr
199	S02C20	Num	4	779	YN.	11.	Physcl/mental cond that lasted 3 months
200	S02C21	Num	4	783	YNCOND.	11.	In lst yr:seen Dr more than twice
201	S02C22	Num	4	787	YNCOND.	11.	Taking prescrptn meds for at least 3 mon
202	S02E01	Num	4	791	YN.	11.	Received eyewear from mil treatmnt facil

CONTENTS PROCEDURE

#	Variable	Type	Len	Pos	Format	Informat	Label
203	S02E02	Num	4	795	YN.	11.	Received eyewear as soon as wanted
204	S02E03	Num	4	799	PROB_E.	11.	prblm getting appealing eyeglass frames
205	S02E04	Num	4	803	PROB_E.	11.	prblm getting correct eyewear prescprtn
206	S02E05	Num	4	807	PROB_E.	11.	prblm getting eyeglass frames that fit
207	S02E06	Num	4	811	FOC_EYE.	11.	Do you wear Frame of Choice Eyewear
208	S02E07	Num	4	815	YN.	11.	Is Frame of Choice preferred mil eyewear
209	S02E08	Num	4	819	MIL_EYE.	11.	Decision to use military-issue eyewear
210	S02E09	Num	4	823	YN.	11.	Would recommend military-issue eyeglass
211	S02D01	Num	4	827	YN.	11.	In lst yr: care from dentist office/clin
212	S02D02	Num	4	831	TIMED_.	11.	In lst yr: go to dentist for self
213	S02D03	Num	4	835	RATED_.	11.	Rating of dental care
214	S02M01	Num	4	839	YN.	11.	In lst yr: treatment for personal/family
215	S02M02	Num	4	843	PROBTC_.	11.	Problm get treatment/counsel through hea
216	S02M03	Num	4	847	RATE4_.	11.	Rating of treatment/counseling
217	S02P01	Num	4	851	YN.	11.	In lst yr: new prescription/refill
218	S02P02	Num	4	855	PROBP_.	11.	In lst yr: problem get medicine from hea
219	S02P03	Num	4	859	OFTENP_.	11.	In lst yr: how often get medicine throug
220	S02X01	Num	4	863	HEALTH.	11.	Rate overall mental/emotional health
221	S02X02	Num	4	867	RATE4_.	11.	Rate life overall
222	S02T01	Num	4	871	KNOW_.	11.	Knowledge on medical services covered by
223	S02T02	Num	4	875	KNOW_.	11.	Knowledge on cost of medical services
224	S02T03	Num	4	879	KNOW_.	11.	Knowledge on supplemental or Medigap cov
225	S02T04	Num	4	883	KNOW_.	11.	Knowledge on getting medical services at
226	S02T05	Num	4	887	KNOW_.	11.	Knowledge on choosing a health care prov
227	S02T06	Num	4	891	HLTHGT1_.	11.	In lst yr:amnt of hlthcr gotten from MTF
228	S02T07	Num	4	895	VISIT1_.	11.	In lst yr:no. of visits to a doctor at a
229	S02T08	Num	4	899	STAY1_.	11.	In lst yr:num nights as a patient at a M
230	S02T09A	Num	4	903	MARKED.	11.	In lst yr:Emrgncy care from emrgncy room
231	S02T09B	Num	4	907	MARKED.	11.	In lst yr:Urgent care from other room at
232	S02T09C	Num	4	911	MARKED.	11.	In lst yr:Prvntatv care, eg prostate exa
233	S02T09D	Num	4	915	MARKED.	11.	In lst yr:Routine care, eg physical at M
234	S02T09E	Num	4	919	MARKED.	11.	In lst yr:Overnight hospital care at MTF
235	S02T09F	Num	4	923	MARKED.	11.	In lst yr:Labs and x-rays at MTF
236	S02T09G	Num	4	927	MARKED.	11.	In lst yr:Outpatnt Srgry/Dgnstc procedr
237	S02T09H	Num	4	931	MARKED.	11.	In lst yr:Care from a specialist at MTF
238	S02T10	Num	4	935	PRSCR_.	11.	In lst yr:Where most prscrptns are fille
239	S02T11	Num	4	939	HLTHGT2_.	11.	In lst yr:Quantity of Health Care from M
240	S02T12	Num	4	943	PROBP_.	11.	In lst yr:Problem getting Health Care fr
241	FLAG_FIN	Char	5	947	\$FINAL.	\$5.	Final Disposition
242	DUPFLAG	Char	3	952			Multiple Response Indicator
243	N1	Num	8	955			Coding Scheme Note 1
244	N2	Num	8	963			Coding Scheme Note 2
245	N3	Num	8	971			Coding Scheme Note 3
246	N4	Num	8	979			Coding Scheme Note 4
247	N5	Num	8	987			Coding Scheme Note 5
248	N6	Num	8	995			Coding Scheme Note 6
249	N7	Num	8	1003			Coding Scheme Note 7
250	N8	Num	8	1011			Coding Scheme Note 8
251	N9	Num	8	1019			Coding Scheme Note 9
252	N10	Num	8	1027			Coding Scheme Note 10
253	N11	Num	8	1035			Coding Scheme Note 11
254	N12	Num	8	1043			Coding Scheme Note 12
255	N13	Num	8	1051			Coding Scheme Note 13
256	N14	Num	8	1059			Coding Scheme Note 14
257	N15	Num	8	1067			Coding Scheme Note 15
258	N16	Num	8	1075			Coding Scheme Note 16
259	N17	Num	8	1083			Coding Scheme Note 17
260	N18	Num	8	1091			Coding Scheme Note 18
261	N19	Num	8	1099			Coding Scheme Note 19
262	N20	Num	8	1107			Coding Scheme Note 20
263	N21	Num	8	1115			Coding Scheme Note 21
264	N22	Num	8	1123			Coding Scheme Note 22
265	N24	Num	8	1131			Coding Scheme Note 24
266	N25A	Num	8	1139			Coding Scheme Note 25A
267	N25B	Num	8	1147			Coding Scheme Note 25B
268	N25C	Num	8	1155			Coding Scheme Note 25C
269	N26	Num	8	1163			Coding Scheme Note 26
270	N27	Num	8	1171			Coding Scheme Note 27

CONTENTS PROCEDURE

#	Variable	Type	Len	Pos	Format	Informat	Label
271	N28	Num	8	1179			Coding Scheme Note 28
272	N29	Num	8	1187			Coding Scheme Note 29
273	N30	Num	8	1195			Coding Scheme Note 30
274	N31	Num	8	1203			Coding Scheme Note 31
275	N32	Num	8	1211			Coding Scheme Note 32
276	N33	Num	8	1219			Coding Scheme Note 33
277	N34	Num	8	1227			Coding Scheme Note 34
278	N35	Num	8	1235			Coding Scheme Note 35
279	MISS_1	Num	8	1243	HAMISS.		Count of: Violates Skip Pattern
280	MISS_4	Num	8	1251	HAMISS.		Count of: Incomplete grid error
281	MISS_5	Num	8	1259	HAMISS.		Count of: Scalable reponse of Don't know
282	MISS_6	Num	8	1267	HAMISS.		Count of: Not applicable - valid skip
283	MISS_7	Num	8	1275	HAMISS.		Count of: Out-of-range error
284	MISS_8	Num	8	1283	HAMISS.		Count of: Multiple response error
285	MISS_9	Num	8	1291	HAMISS.		Count of: No response - invalid skip
286	MISS_TOT	Num	8	1299	HAMISS.		Total number of missing responses
287	QUARTER	Char	7	1307			Survey Quarter
288	XENRLLMT	Num	8	1314	ENROLL.		Enrollment in TRICARE Prime
289	XENR_PCM	Num	8	1322	PCM.		Enrollment by PCM type
290	XINS_COV	Num	8	1330	INSURE.		Insurance Coverage
291	XQENROLL	Num	8	1338	PCM.		Enrllmnt accordng to questionre rspnse
292	XREGION	Num	3	1346	CREG.		XREGION - Region
293	CONUS	Num	3	1349	CONUSMHS.		CONUS - CONUS/OCONUS Indicator
294	OUTCATCH	Num	8	1352	OCATCH.		Out of catchment area indicator
295	XSEXA	Num	8	1360	HASEX.		Male or Female - R
296	XBNFGRP	Num	8	1368	XBGC_S.		Constructed Beneficiary Group
297	KDISENRL	Num	8	1376	HAYNN.		Intention to disenroll
298	KMILOFFC	Num	8	1384	HAYNN.		Office wait of 15 min or more-Mil
299	KCIVOFFC	Num	8	1392	HAYNN.		Office wait of 15 min or more-Civ
300	KBGPRB1	Num	8	1400	HAYNN.		Big problem getting referrals to spclst
301	KBGPRB2	Num	8	1408	HAYNN.		Big problem getting necessary care
302	KMILOPQY	Num	8	1416	HAGRID.		Outpatient visits to Military facility
303	KCIVOPQY	Num	8	1424	HAGRID.		Outpatient visits to Civilian facility
304	KCIVINS	Num	8	1432	HAYNN2_.		Beneficiary covered by civilian insurance
305	KPRSCPTN	Num	8	1440	HAYNN.		7 or > civ prscrptns filled by mil phmcy
306	KBRSTCR	Num	8	1448	HAYNN.		Women 40>= ever had mammogram & brst exm
307	HP_PRNTL	Num	8	1456	PRNTL.		Prgnt in lst yr, received cre lst trimst
308	HP_MAMOG	Num	8	1464	HAYNN.		Women 40>=, mammography in pst 2 yrs
309	HP_MAM50	Num	8	1472	HAYNN.		Women 50>=, mammography in pst 2 yrs
310	HP_PAP	Num	8	1480	HAYNN.		All women, Pap smear in lst 3 yrs
311	HP_BP	Num	8	1488	HAYNN2_.		Bld prsre chck in lst 2 yrs, know rslts
312	HP_FLU	Num	8	1496	HAYNN.		65 and older, flu shot in lst 12 mnths
313	HP_PROS	Num	8	1504	HAYNN.		Men 50>=, prostrate exam in lst 12 mnths
314	HP_GP	Num	8	1512	HAYNN.		General physical exam in lst 12 mnths
315	HP_BRST	Num	8	1520	HAYNN.		Women >=40, breast exam in lst 12 mnths
316	HP_CHOL	Num	8	1528	HAYNN.		Cholesterol screening in lst 5 yrs
317	HP_SMOKE	Num	8	1536	HAYNN.		Advised to quit smoking in lst 12 mnths
318	SF8PF	Num	3	1544			SF8 Variable - Physical Functioning
319	SF8RP	Num	3	1547			SF8 Variable - Role Physical
320	SF8BP	Num	3	1550			SF8 Variable - Bodily Pain
321	SF8GH	Num	3	1553			SF8 Variable - General Health
322	SF8VT	Num	3	1556			SF8 Variable - Vitality
323	SF8SF	Num	3	1559			SF8 Variable - Social Functioning
324	SF8RE	Num	3	1562			SF8 Variable - Role Emotional
325	SF8MH	Num	3	1565			SF8 Variable - Mental Health
326	PCS_8	Num	4	1568			Physical Health Summary
327	MCS_8	Num	4	1572			Mental Health Summary
328	KMID_H	Num	3	1576	HAYNN.		Below Median Physical Health
329	KMID_MH	Num	3	1579	HAYNN.		Below Median Mental Health
330	BWT	Num	8	1582			BWT - Basic Sampling Weight
331	ADJ_CELL	Num	8	1590			ADJ_CELL - Adjusted STRATUM cell
332	WRWT	Num	8	1598			Final Weight
333	WRWT1	Num	8	1606			Replicated/JackKnife Weight 1
334	WRWT2	Num	8	1614			Replicated/JackKnife Weight 2
335	WRWT3	Num	8	1622			Replicated/JackKnife Weight 3
336	WRWT4	Num	8	1630			Replicated/JackKnife Weight 4
337	WRWT5	Num	8	1638			Replicated/JackKnife Weight 5
338	WRWT6	Num	8	1646			Replicated/JackKnife Weight 6

CONTENTS PROCEDURE

#	Variable	Type	Len	Pos	Format	Informat	Label
339	WRWT7	Num	8	1654			Replicated/JackKnife Weight 7
340	WRWT8	Num	8	1662			Replicated/JackKnife Weight 8
341	WRWT9	Num	8	1670			Replicated/JackKnife Weight 9
342	WRWT10	Num	8	1678			Replicated/JackKnife Weight 10
343	WRWT11	Num	8	1686			Replicated/JackKnife Weight 11
344	WRWT12	Num	8	1694			Replicated/JackKnife Weight 12
345	WRWT13	Num	8	1702			Replicated/JackKnife Weight 13
346	WRWT14	Num	8	1710			Replicated/JackKnife Weight 14
347	WRWT15	Num	8	1718			Replicated/JackKnife Weight 15
348	WRWT16	Num	8	1726			Replicated/JackKnife Weight 16
349	WRWT17	Num	8	1734			Replicated/JackKnife Weight 17
350	WRWT18	Num	8	1742			Replicated/JackKnife Weight 18
351	WRWT19	Num	8	1750			Replicated/JackKnife Weight 19
352	WRWT20	Num	8	1758			Replicated/JackKnife Weight 20
353	WRWT21	Num	8	1766			Replicated/JackKnife Weight 21
354	WRWT22	Num	8	1774			Replicated/JackKnife Weight 22
355	WRWT23	Num	8	1782			Replicated/JackKnife Weight 23
356	WRWT24	Num	8	1790			Replicated/JackKnife Weight 24
357	WRWT25	Num	8	1798			Replicated/JackKnife Weight 25
358	WRWT26	Num	8	1806			Replicated/JackKnife Weight 26
359	WRWT27	Num	8	1814			Replicated/JackKnife Weight 27
360	WRWT28	Num	8	1822			Replicated/JackKnife Weight 28
361	WRWT29	Num	8	1830			Replicated/JackKnife Weight 29
362	WRWT30	Num	8	1838			Replicated/JackKnife Weight 30
363	WRWT31	Num	8	1846			Replicated/JackKnife Weight 31
364	WRWT32	Num	8	1854			Replicated/JackKnife Weight 32
365	WRWT33	Num	8	1862			Replicated/JackKnife Weight 33
366	WRWT34	Num	8	1870			Replicated/JackKnife Weight 34
367	WRWT35	Num	8	1878			Replicated/JackKnife Weight 35
368	WRWT36	Num	8	1886			Replicated/JackKnife Weight 36
369	WRWT37	Num	8	1894			Replicated/JackKnife Weight 37
370	WRWT38	Num	8	1902			Replicated/JackKnife Weight 38
371	WRWT39	Num	8	1910			Replicated/JackKnife Weight 39
372	WRWT40	Num	8	1918			Replicated/JackKnife Weight 40
373	WRWT41	Num	8	1926			Replicated/JackKnife Weight 41
374	WRWT42	Num	8	1934			Replicated/JackKnife Weight 42
375	WRWT43	Num	8	1942			Replicated/JackKnife Weight 43
376	WRWT44	Num	8	1950			Replicated/JackKnife Weight 44
377	WRWT45	Num	8	1958			Replicated/JackKnife Weight 45
378	WRWT46	Num	8	1966			Replicated/JackKnife Weight 46
379	WRWT47	Num	8	1974			Replicated/JackKnife Weight 47
380	WRWT48	Num	8	1982			Replicated/JackKnife Weight 48
381	WRWT49	Num	8	1990			Replicated/JackKnife Weight 49
382	WRWT50	Num	8	1998			Replicated/JackKnife Weight 50
383	WRWT51	Num	8	2006			Replicated/JackKnife Weight 51
384	WRWT52	Num	8	2014			Replicated/JackKnife Weight 52
385	WRWT53	Num	8	2022			Replicated/JackKnife Weight 53
386	WRWT54	Num	8	2030			Replicated/JackKnife Weight 54
387	WRWT55	Num	8	2038			Replicated/JackKnife Weight 55
388	WRWT56	Num	8	2046			Replicated/JackKnife Weight 56
389	WRWT57	Num	8	2054			Replicated/JackKnife Weight 57
390	WRWT58	Num	8	2062			Replicated/JackKnife Weight 58
391	WRWT59	Num	8	2070			Replicated/JackKnife Weight 59
392	WRWT60	Num	8	2078			Replicated/JackKnife Weight 60
393	CWRWT	Num	8	2086			Combined Annual Weight
394	CWRWT1	Num	8	2094			Combined Replicated Weight 1
395	CWRWT2	Num	8	2102			Combined Replicated Weight 2
396	CWRWT3	Num	8	2110			Combined Replicated Weight 3
397	CWRWT4	Num	8	2118			Combined Replicated Weight 4
398	CWRWT5	Num	8	2126			Combined Replicated Weight 5
399	CWRWT6	Num	8	2134			Combined Replicated Weight 6
400	CWRWT7	Num	8	2142			Combined Replicated Weight 7
401	CWRWT8	Num	8	2150			Combined Replicated Weight 8
402	CWRWT9	Num	8	2158			Combined Replicated Weight 9
403	CWRWT10	Num	8	2166			Combined Replicated Weight 10
404	CWRWT11	Num	8	2174			Combined Replicated Weight 11
405	CWRWT12	Num	8	2182			Combined Replicated Weight 12
406	CWRWT13	Num	8	2190			Combined Replicated Weight 13

CONTENTS PROCEDURE

#	Variable	Type	Len	Pos	Format	Informat	Label
407	CWRWT14	Num	8	2198			Combined Replicated Weight 14
408	CWRWT15	Num	8	2206			Combined Replicated Weight 15
409	CWRWT16	Num	8	2214			Combined Replicated Weight 16
410	CWRWT17	Num	8	2222			Combined Replicated Weight 17
411	CWRWT18	Num	8	2230			Combined Replicated Weight 18
412	CWRWT19	Num	8	2238			Combined Replicated Weight 19
413	CWRWT20	Num	8	2246			Combined Replicated Weight 20
414	CWRWT21	Num	8	2254			Combined Replicated Weight 21
415	CWRWT22	Num	8	2262			Combined Replicated Weight 22
416	CWRWT23	Num	8	2270			Combined Replicated Weight 23
417	CWRWT24	Num	8	2278			Combined Replicated Weight 24
418	CWRWT25	Num	8	2286			Combined Replicated Weight 25
419	CWRWT26	Num	8	2294			Combined Replicated Weight 26
420	CWRWT27	Num	8	2302			Combined Replicated Weight 27
421	CWRWT28	Num	8	2310			Combined Replicated Weight 28
422	CWRWT29	Num	8	2318			Combined Replicated Weight 29
423	CWRWT30	Num	8	2326			Combined Replicated Weight 30
424	CWRWT31	Num	8	2334			Combined Replicated Weight 31
425	CWRWT32	Num	8	2342			Combined Replicated Weight 32
426	CWRWT33	Num	8	2350			Combined Replicated Weight 33
427	CWRWT34	Num	8	2358			Combined Replicated Weight 34
428	CWRWT35	Num	8	2366			Combined Replicated Weight 35
429	CWRWT36	Num	8	2374			Combined Replicated Weight 36
430	CWRWT37	Num	8	2382			Combined Replicated Weight 37
431	CWRWT38	Num	8	2390			Combined Replicated Weight 38
432	CWRWT39	Num	8	2398			Combined Replicated Weight 39
433	CWRWT40	Num	8	2406			Combined Replicated Weight 40
434	CWRWT41	Num	8	2414			Combined Replicated Weight 41
435	CWRWT42	Num	8	2422			Combined Replicated Weight 42
436	CWRWT43	Num	8	2430			Combined Replicated Weight 43
437	CWRWT44	Num	8	2438			Combined Replicated Weight 44
438	CWRWT45	Num	8	2446			Combined Replicated Weight 45
439	CWRWT46	Num	8	2454			Combined Replicated Weight 46
440	CWRWT47	Num	8	2462			Combined Replicated Weight 47
441	CWRWT48	Num	8	2470			Combined Replicated Weight 48
442	CWRWT49	Num	8	2478			Combined Replicated Weight 49
443	CWRWT50	Num	8	2486			Combined Replicated Weight 50
444	CWRWT51	Num	8	2494			Combined Replicated Weight 51
445	CWRWT52	Num	8	2502			Combined Replicated Weight 52
446	CWRWT53	Num	8	2510			Combined Replicated Weight 53
447	CWRWT54	Num	8	2518			Combined Replicated Weight 54
448	CWRWT55	Num	8	2526			Combined Replicated Weight 55
449	CWRWT56	Num	8	2534			Combined Replicated Weight 56
450	CWRWT57	Num	8	2542			Combined Replicated Weight 57
451	CWRWT58	Num	8	2550			Combined Replicated Weight 58
452	CWRWT59	Num	8	2558			Combined Replicated Weight 59
453	CWRWT60	Num	8	2566			Combined Replicated Weight 60
454	CWRWT61	Num	8	2574			Combined Replicated Weight 61
455	CWRWT62	Num	8	2582			Combined Replicated Weight 62
456	CWRWT63	Num	8	2590			Combined Replicated Weight 63
457	CWRWT64	Num	8	2598			Combined Replicated Weight 64
458	CWRWT65	Num	8	2606			Combined Replicated Weight 65
459	CWRWT66	Num	8	2614			Combined Replicated Weight 66
460	CWRWT67	Num	8	2622			Combined Replicated Weight 67
461	CWRWT68	Num	8	2630			Combined Replicated Weight 68
462	CWRWT69	Num	8	2638			Combined Replicated Weight 69
463	CWRWT70	Num	8	2646			Combined Replicated Weight 70
464	CWRWT71	Num	8	2654			Combined Replicated Weight 71
465	CWRWT72	Num	8	2662			Combined Replicated Weight 72
466	CWRWT73	Num	8	2670			Combined Replicated Weight 73
467	CWRWT74	Num	8	2678			Combined Replicated Weight 74
468	CWRWT75	Num	8	2686			Combined Replicated Weight 75
469	CWRWT76	Num	8	2694			Combined Replicated Weight 76
470	CWRWT77	Num	8	2702			Combined Replicated Weight 77
471	CWRWT78	Num	8	2710			Combined Replicated Weight 78
472	CWRWT79	Num	8	2718			Combined Replicated Weight 79
473	CWRWT80	Num	8	2726			Combined Replicated Weight 80
474	CWRWT81	Num	8	2734			Combined Replicated Weight 81

CONTENTS PROCEDURE

#	Variable	Type	Len	Pos	Format	Informat	Label
475	CWRWT82	Num	8	2742			Combined Replicated Weight 82
476	CWRWT83	Num	8	2750			Combined Replicated Weight 83
477	CWRWT84	Num	8	2758			Combined Replicated Weight 84
478	CWRWT85	Num	8	2766			Combined Replicated Weight 85
479	CWRWT86	Num	8	2774			Combined Replicated Weight 86
480	CWRWT87	Num	8	2782			Combined Replicated Weight 87
481	CWRWT88	Num	8	2790			Combined Replicated Weight 88
482	CWRWT89	Num	8	2798			Combined Replicated Weight 89
483	CWRWT90	Num	8	2806			Combined Replicated Weight 90
484	CWRWT91	Num	8	2814			Combined Replicated Weight 91
485	CWRWT92	Num	8	2822			Combined Replicated Weight 92
486	CWRWT93	Num	8	2830			Combined Replicated Weight 93
487	CWRWT94	Num	8	2838			Combined Replicated Weight 94
488	CWRWT95	Num	8	2846			Combined Replicated Weight 95
489	CWRWT96	Num	8	2854			Combined Replicated Weight 96
490	CWRWT97	Num	8	2862			Combined Replicated Weight 97
491	CWRWT98	Num	8	2870			Combined Replicated Weight 98
492	CWRWT99	Num	8	2878			Combined Replicated Weight 99
493	CWRWT100	Num	8	2886			Combined Replicated Weight 100
494	CWRWT101	Num	8	2894			Combined Replicated Weight 101
495	CWRWT102	Num	8	2902			Combined Replicated Weight 102
496	CWRWT103	Num	8	2910			Combined Replicated Weight 103
497	CWRWT104	Num	8	2918			Combined Replicated Weight 104
498	CWRWT105	Num	8	2926			Combined Replicated Weight 105
499	CWRWT106	Num	8	2934			Combined Replicated Weight 106
500	CWRWT107	Num	8	2942			Combined Replicated Weight 107
501	CWRWT108	Num	8	2950			Combined Replicated Weight 108
502	CWRWT109	Num	8	2958			Combined Replicated Weight 109
503	CWRWT110	Num	8	2966			Combined Replicated Weight 110
504	CWRWT111	Num	8	2974			Combined Replicated Weight 111
505	CWRWT112	Num	8	2982			Combined Replicated Weight 112
506	CWRWT113	Num	8	2990			Combined Replicated Weight 113
507	CWRWT114	Num	8	2998			Combined Replicated Weight 114
508	CWRWT115	Num	8	3006			Combined Replicated Weight 115
509	CWRWT116	Num	8	3014			Combined Replicated Weight 116
510	CWRWT117	Num	8	3022			Combined Replicated Weight 117
511	CWRWT118	Num	8	3030			Combined Replicated Weight 118
512	CWRWT119	Num	8	3038			Combined Replicated Weight 119
513	CWRWT120	Num	8	3046			Combined Replicated Weight 120
514	CWRWT121	Num	8	3054			Combined Replicated Weight 121
515	CWRWT122	Num	8	3062			Combined Replicated Weight 122
516	CWRWT123	Num	8	3070			Combined Replicated Weight 123
517	CWRWT124	Num	8	3078			Combined Replicated Weight 124
518	CWRWT125	Num	8	3086			Combined Replicated Weight 125
519	CWRWT126	Num	8	3094			Combined Replicated Weight 126
520	CWRWT127	Num	8	3102			Combined Replicated Weight 127
521	CWRWT128	Num	8	3110			Combined Replicated Weight 128
522	CWRWT129	Num	8	3118			Combined Replicated Weight 129
523	CWRWT130	Num	8	3126			Combined Replicated Weight 130
524	CWRWT131	Num	8	3134			Combined Replicated Weight 131
525	CWRWT132	Num	8	3142			Combined Replicated Weight 132
526	CWRWT133	Num	8	3150			Combined Replicated Weight 133
527	CWRWT134	Num	8	3158			Combined Replicated Weight 134
528	CWRWT135	Num	8	3166			Combined Replicated Weight 135
529	CWRWT136	Num	8	3174			Combined Replicated Weight 136
530	CWRWT137	Num	8	3182			Combined Replicated Weight 137
531	CWRWT138	Num	8	3190			Combined Replicated Weight 138
532	CWRWT139	Num	8	3198			Combined Replicated Weight 139
533	CWRWT140	Num	8	3206			Combined Replicated Weight 140
534	CWRWT141	Num	8	3214			Combined Replicated Weight 141
535	CWRWT142	Num	8	3222			Combined Replicated Weight 142
536	CWRWT143	Num	8	3230			Combined Replicated Weight 143
537	CWRWT144	Num	8	3238			Combined Replicated Weight 144
538	CWRWT145	Num	8	3246			Combined Replicated Weight 145
539	CWRWT146	Num	8	3254			Combined Replicated Weight 146
540	CWRWT147	Num	8	3262			Combined Replicated Weight 147
541	CWRWT148	Num	8	3270			Combined Replicated Weight 148
542	CWRWT149	Num	8	3278			Combined Replicated Weight 149

CONTENTS PROCEDURE

#	Variable	Type	Len	Pos	Format	Informat	Label
543	CWRWT150	Num	8	3286		Combined Replicated Weight	150
544	CWRWT151	Num	8	3294		Combined Replicated Weight	151
545	CWRWT152	Num	8	3302		Combined Replicated Weight	152
546	CWRWT153	Num	8	3310		Combined Replicated Weight	153
547	CWRWT154	Num	8	3318		Combined Replicated Weight	154
548	CWRWT155	Num	8	3326		Combined Replicated Weight	155
549	CWRWT156	Num	8	3334		Combined Replicated Weight	156
550	CWRWT157	Num	8	3342		Combined Replicated Weight	157
551	CWRWT158	Num	8	3350		Combined Replicated Weight	158
552	CWRWT159	Num	8	3358		Combined Replicated Weight	159
553	CWRWT160	Num	8	3366		Combined Replicated Weight	160
554	CWRWT161	Num	8	3374		Combined Replicated Weight	161
555	CWRWT162	Num	8	3382		Combined Replicated Weight	162
556	CWRWT163	Num	8	3390		Combined Replicated Weight	163
557	CWRWT164	Num	8	3398		Combined Replicated Weight	164
558	CWRWT165	Num	8	3406		Combined Replicated Weight	165
559	CWRWT166	Num	8	3414		Combined Replicated Weight	166
560	CWRWT167	Num	8	3422		Combined Replicated Weight	167
561	CWRWT168	Num	8	3430		Combined Replicated Weight	168
562	CWRWT169	Num	8	3438		Combined Replicated Weight	169
563	CWRWT170	Num	8	3446		Combined Replicated Weight	170
564	CWRWT171	Num	8	3454		Combined Replicated Weight	171
565	CWRWT172	Num	8	3462		Combined Replicated Weight	172
566	CWRWT173	Num	8	3470		Combined Replicated Weight	173
567	CWRWT174	Num	8	3478		Combined Replicated Weight	174
568	CWRWT175	Num	8	3486		Combined Replicated Weight	175
569	CWRWT176	Num	8	3494		Combined Replicated Weight	176
570	CWRWT177	Num	8	3502		Combined Replicated Weight	177
571	CWRWT178	Num	8	3510		Combined Replicated Weight	178
572	CWRWT179	Num	8	3518		Combined Replicated Weight	179
573	CWRWT180	Num	8	3526		Combined Replicated Weight	180
574	CWRWT181	Num	8	3534		Combined Replicated Weight	181
575	CWRWT182	Num	8	3542		Combined Replicated Weight	182
576	CWRWT183	Num	8	3550		Combined Replicated Weight	183
577	CWRWT184	Num	8	3558		Combined Replicated Weight	184
578	CWRWT185	Num	8	3566		Combined Replicated Weight	185
579	CWRWT186	Num	8	3574		Combined Replicated Weight	186
580	CWRWT187	Num	8	3582		Combined Replicated Weight	187
581	CWRWT188	Num	8	3590		Combined Replicated Weight	188
582	CWRWT189	Num	8	3598		Combined Replicated Weight	189
583	CWRWT190	Num	8	3606		Combined Replicated Weight	190
584	CWRWT191	Num	8	3614		Combined Replicated Weight	191
585	CWRWT192	Num	8	3622		Combined Replicated Weight	192
586	CWRWT193	Num	8	3630		Combined Replicated Weight	193
587	CWRWT194	Num	8	3638		Combined Replicated Weight	194
588	CWRWT195	Num	8	3646		Combined Replicated Weight	195
589	CWRWT196	Num	8	3654		Combined Replicated Weight	196
590	CWRWT197	Num	8	3662		Combined Replicated Weight	197
591	CWRWT198	Num	8	3670		Combined Replicated Weight	198
592	CWRWT199	Num	8	3678		Combined Replicated Weight	199
593	CWRWT200	Num	8	3686		Combined Replicated Weight	200
594	CWRWT201	Num	8	3694		Combined Replicated Weight	201
595	CWRWT202	Num	8	3702		Combined Replicated Weight	202
596	CWRWT203	Num	8	3710		Combined Replicated Weight	203
597	CWRWT204	Num	8	3718		Combined Replicated Weight	204
598	CWRWT205	Num	8	3726		Combined Replicated Weight	205
599	CWRWT206	Num	8	3734		Combined Replicated Weight	206
600	CWRWT207	Num	8	3742		Combined Replicated Weight	207
601	CWRWT208	Num	8	3750		Combined Replicated Weight	208
602	CWRWT209	Num	8	3758		Combined Replicated Weight	209
603	CWRWT210	Num	8	3766		Combined Replicated Weight	210
604	CWRWT211	Num	8	3774		Combined Replicated Weight	211
605	CWRWT212	Num	8	3782		Combined Replicated Weight	212
606	CWRWT213	Num	8	3790		Combined Replicated Weight	213
607	CWRWT214	Num	8	3798		Combined Replicated Weight	214
608	CWRWT215	Num	8	3806		Combined Replicated Weight	215
609	CWRWT216	Num	8	3814		Combined Replicated Weight	216
610	CWRWT217	Num	8	3822		Combined Replicated Weight	217

CONTENTS PROCEDURE

#	Variable	Type	Len	Pos	Format	Informat	Label
611	CWRWT218	Num	8	3830			Combined Replicated Weight 218
612	CWRWT219	Num	8	3838			Combined Replicated Weight 219
613	CWRWT220	Num	8	3846			Combined Replicated Weight 220
614	CWRWT221	Num	8	3854			Combined Replicated Weight 221
615	CWRWT222	Num	8	3862			Combined Replicated Weight 222
616	CWRWT223	Num	8	3870			Combined Replicated Weight 223
617	CWRWT224	Num	8	3878			Combined Replicated Weight 224
618	CWRWT225	Num	8	3886			Combined Replicated Weight 225
619	CWRWT226	Num	8	3894			Combined Replicated Weight 226
620	CWRWT227	Num	8	3902			Combined Replicated Weight 227
621	CWRWT228	Num	8	3910			Combined Replicated Weight 228
622	CWRWT229	Num	8	3918			Combined Replicated Weight 229
623	CWRWT230	Num	8	3926			Combined Replicated Weight 230
624	CWRWT231	Num	8	3934			Combined Replicated Weight 231
625	CWRWT232	Num	8	3942			Combined Replicated Weight 232
626	CWRWT233	Num	8	3950			Combined Replicated Weight 233
627	CWRWT234	Num	8	3958			Combined Replicated Weight 234
628	CWRWT235	Num	8	3966			Combined Replicated Weight 235
629	CWRWT236	Num	8	3974			Combined Replicated Weight 236
630	CWRWT237	Num	8	3982			Combined Replicated Weight 237
631	CWRWT238	Num	8	3990			Combined Replicated Weight 238
632	CWRWT239	Num	8	3998			Combined Replicated Weight 239
633	CWRWT240	Num	8	4006			Combined Replicated Weight 240

APPENDIX F

RESPONSE RATE TABLES

TABLE F.1
RESPONSE RATE BY REGION

	Q1 2002		Q2 2002		Q3 2002		Q4 2002		COMBINED	
	RR	RR _w	RR	RR _w	RR	RR _w	RR	RR _w	RR	RR _w
Northeast	34.9	51.1	34.4	49.9	34.6	49.0	32.5	49.1	34.1	49.8
Mid-Atlantic	30.5	40.6	30.6	41.5	31.1	41.8	28.8	41.3	30.3	41.3
Southeast	35.0	54.1	35.4	52.4	35.2	50.4	31.1	47.3	34.1	51.0
Gulfsouth	36.7	55.0	36.0	52.8	36.5	50.4	33.2	49.5	35.6	51.9
Heartland	35.2	47.9	33.1	49.8	33.3	49.3	31.8	47.0	33.3	48.5
Southwest	31.3	49.7	33.2	47.7	33.8	47.7	30.8	46.9	32.3	48.0
Central 7	35.9	54.1	35.0	51.7	37.7	55.4	33.4	48.4	35.5	52.4
Central 8	33.7	51.7	35.5	54.2	34.6	48.8	33.3	50.4	34.2	51.3
Southern California	26.1	41.9	24.8	38.7	28.7	41.0	26.2	40.7	26.4	40.6
Golden Gate	37.5	56.1	40.7	58.3	39.1	56.2	37.1	52.2	38.6	55.7
Northwest	36.6	51.7	35.2	47.8	35.2	49.7	32.9	46.6	34.9	49.0
Hawaii	26.9	35.2	33.1	38.1	31.1	35.9	25.8	32.8	29.1	35.5
Europe	20.3	19.5	20.4	20.8	18.5	20.5	13.9	14.3	18.2	18.8
Western Pacific Command	18.1	18.1	17.2	18.4	17.3	16.6	13.0	12.3	16.4	16.3
TRICARE Latin America	21.2	18.1	21.6	41.0	21.3	22.4	17.8	23.0	20.4	26.0
Alaska	30.6	34.5	32.3	35.8	29.9	33.1	26.4	30.0	29.8	33.3

TABLE F.2
RESPONSE RATES BY SEX

	Q1 2002		Q2 2002		Q3 2002		Q4 2002		COMBINED	
	RR	RR _w	RR	RR _w	RR	RR _w	RR	RR _w	RR	RR _w
Male	27.3	43.7	27.4	43.4	27.4	42.4	25.0	41.6	26.8	42.7
Female	35.7	50.8	36.3	50.3	36.9	49.8	33.0	47.4	35.5	49.6

TABLE F.3
RESPONSE RATES BY CONUS/OCONUS INDICATOR

	Q1 2002		Q2 2002		Q3 2002		Q4 2002		COMBINED	
	RR	RR _w	RR	RR _w	RR	RR _w	RR	RR _w	RR	RR _w
Not in Conus	19.3	18.8	19.0	21.4	18.2	19.2	13.7	14.3	17.5	18.4
In Conus	33.1	49.6	33.6	48.8	34.0	48.0	31.3	46.6	33.0	48.2

TABLE F.4
RESPONSE RATES BY COMBINED GEOGRAPHIC AREA

Region	CACSMPL	Catchment Area	Q1 2002		Q2 2002		Q3 2002		Q4 2002		COMBINED	
			RR	RR _w	RR	RR _w	RR	RR _w	RR	RR _w	RR	RR _w
Northeast Region 1	0035	NACC Groton	30.6	33.6	32.6	35.8	26.5	31.4	23.8	27.8	28.4	32.1
	0036	Dover AFB	34.1	39.9	35.8	43.9	38.5	42.4	31.1	35.9	34.9	40.4
	0037	Walter Reed AMC	38.6	52.6	38.3	48.1	35.8	44.2	35.9	43.4	37.0	47.1
	0066	Andrews AFB	37.2	47.5	34.3	41.2	37.3	45.8	35.2	41.3	36.0	44.0
	0067	NNMC Bethesda	39.7	46.1	35.9	44.6	39.6	48.3	35.9	46.8	37.7	46.5
	0069	Ft. Meade	29.8	33.4	28.1	32.0	31.0	38.3	31.3	36.3	30.0	35.1
	0086	West Point	33.7	44.4	35.4	45.6	32.1	43.5	30.4	39.3	32.9	43.2
	0123	Ft. Belvoir	47.6	53.5	45.7	53.5	47.6	56.5	43.5	54.1	46.2	54.4
	0321	NACC Portsmouth New Hamp.	30.3	31.5	34.8	36.4	32.8	34.2	26.4	27.8	31.1	32.4
	0326	McGuire AFB/Ft. Dix	31.4	33.3	27.9	29.1	28.2	29.9	27.6	29.1	28.8	30.3
	0330	Ft. Drum	21.0	21.9	16.2	17.5	18.6	20.0	19.3	21.3	18.8	20.2
	0385	NMCL Quantico	31.6	37.0	27.5	30.6	27.5	33.5	27.0	32.2	28.4	33.3
	9901	Out/Area-Reg 1	37.5	57.2	44.0	56.7	42.6	52.9	42.4	56.0	42.1	55.7
Mid-Atlantic Region 2	0089	Ft. Bragg	24.7	29.5	25.8	34.4	27.6	35.0	24.0	31.4	25.4	32.6
	0090	Seymour Johnson AFB	30.3	34.7	34.0	40.3	30.7	37.6	27.4	31.5	30.6	36.0
	0091	NH Camp Lejeune	30.5	31.4	24.2	28.0	22.7	26.4	22.3	26.6	24.5	28.1
	0092	NH Cherry Point	31.8	34.6	32.3	35.4	32.3	36.4	33.6	37.4	32.5	35.9
	0120	Langley AFB	42.1	48.8	33.0	40.8	38.4	45.0	28.7	37.1	35.3	42.8
	0121	Ft. Eustis	32.1	45.2	31.9	42.6	33.7	43.9	31.2	43.3	32.2	43.7
	0124	NMC Portsmouth	30.5	36.7	30.2	36.1	29.7	35.1	30.4	39.0	30.3	36.7
	9902	Out/Area-Reg 2	34.2	58.1	51.1	61.6	53.0	63.3	52.3	62.0	45.0	61.3
Southeast Region 3	0039	NH Jacksonville/Key West	36.5	44.9	33.9	45.7	31.9	40.7	26.6	37.9	31.9	42.3
	0045	MacDill AFB	44.4	63.8	46.9	62.6	45.5	59.0	39.7	54.6	44.1	60.0
	0046	Patrick AFB	38.8	45.3	47.5	55.1	45.9	55.8	40.9	52.4	43.2	52.5
	0047	Ft. Gordon	42.5	48.1	34.9	40.3	37.6	45.7	34.5	42.4	36.9	44.1
	0048	Ft. Benning	29.1	37.8	22.3	31.9	22.6	34.9	25.1	37.0	24.5	35.4
	0049	Ft. Stewart	24.7	27.9	25.4	30.2	23.1	25.9	21.8	26.9	23.7	27.7
	0051	Robins AFB	42.1	47.5	35.2	39.6	36.9	40.3	29.0	33.2	35.8	40.0
	0101	Shaw AFB	38.6	45.1	39.8	47.0	36.4	40.6	34.2	41.4	37.2	43.5
	0103	NH Charleston	30.8	46.2	37.0	48.9	34.5	44.0	31.7	42.3	33.0	45.3
	0104	NH Beaufort	27.5	29.1	28.6	31.3	33.2	36.5	23.4	26.1	28.2	30.8
	0105	Ft. Jackson	34.8	48.1	27.5	40.3	33.1	41.8	27.4	36.8	30.5	41.7
9903	Out/Area-Reg 3	37.8	67.7	52.4	65.2	51.2	61.9	45.1	58.5	46.8	63.2	

TABLE F.4 (continued)

Region	CACSMPL	Catchment Area	Q1 2002		Q2 2002		Q3 2002		Q4 2002		COMBINED	
			RR	RR _w	RR	RR _w	RR	RR _w	RR	RR _w	RR	RR _w
Gulfsouth Region 4	0001	Redstone Ars/Ft McClellan	39.8	50.5	35.3	44.0	38.9	47.2	33.0	40.8	36.8	45.6
	0003	Ft. Rucker	38.3	45.2	39.2	48.2	41.2	51.3	35.0	44.4	38.4	47.3
	0004	Maxwell AFB	40.9	44.8	41.6	45.2	39.0	42.5	38.6	43.9	40.0	44.1
	0038	NH Pensacola	32.8	47.0	32.5	44.8	34.9	49.3	29.9	44.3	32.5	46.3
	0042	Eglin AFB	41.1	55.5	37.6	49.9	37.6	48.3	36.5	49.6	38.1	50.8
	0043	Tyndall AFB	40.3	45.7	34.5	39.7	38.0	44.4	30.5	37.4	35.8	41.8
	0073	Keesler AFB	33.3	39.0	33.3	44.4	32.8	43.5	29.4	39.2	32.2	41.5
	7139	Hurlburt Field	30.2	32.0	26.1	27.7	26.7	28.9	24.7	26.1	26.9	28.6
	9904	Out/Area-Reg 4	36.8	62.7	49.8	60.4	44.9	53.9	44.4	55.0	43.6	57.9
Heartland Region 5	0055	Scott AFB	42.1	56.4	36.7	49.1	38.7	49.4	39.1	50.4	39.1	51.3
	0056	NH Great Lakes	28.8	31.3	20.2	25.5	22.7	29.6	23.2	31.1	23.4	29.3
	0060	Ft. Campbell	26.8	30.0	25.3	29.9	26.4	34.6	22.2	28.4	25.1	30.7
	0061	Ft. Knox	36.6	46.8	32.8	45.0	32.5	46.3	29.5	41.6	32.7	44.9
	0095	Wright Patterson AFB	42.5	54.0	45.9	52.9	43.3	52.1	41.4	49.1	43.3	52.0
	9905	Out/Area-Reg 5	38.8	53.1	49.1	58.9	45.6	56.2	42.2	53.6	44.1	55.5
Southwest Region 6	0013	Little Rock AFB	32.9	36.3	31.0	36.2	34.7	39.8	30.6	32.8	32.3	36.3
	0062	Barksdale AFB	33.6	39.0	29.3	34.0	27.9	33.8	25.7	30.5	29.1	34.3
	0064	Ft. Polk	30.1	31.9	31.9	34.4	27.5	29.4	29.1	30.7	29.6	31.6
	0096	Tinker AFB	28.3	33.8	29.1	32.7	31.9	36.2	28.8	33.7	29.6	34.1
	0098	Ft. Sill	35.1	38.8	29.3	35.2	28.2	33.0	27.8	36.1	29.9	35.8
	0109	Brooke AMC-Ft. Sam Houston	39.3	54.4	42.8	58.6	40.9	54.1	35.0	51.8	39.5	54.7
	0110	Ft. Hood	22.9	32.7	24.3	31.7	24.3	30.6	19.8	27.6	22.8	30.6
	0112	Dyess AFB	31.0	35.9	25.9	29.2	33.0	37.9	30.8	34.5	30.2	34.4
	0113	Laughlin AFB/Sheppard AFB	34.9	38.9	38.1	46.1	36.8	41.9	29.5	33.3	34.7	39.7
	0117	Lackland AFB	34.3	46.1	32.0	41.5	33.0	43.9	29.9	39.9	32.3	42.8
	0118	NH Corpus Christi	28.4	36.0	34.4	39.0	31.7	35.8	30.3	36.4	31.2	36.8
	0366	Randolph AFB	46.2	50.7	37.5	43.0	48.2	54.5	36.7	42.3	42.1	47.6
	9906	Out/Area-Reg 6	32.9	60.0	45.7	56.0	45.6	57.0	48.1	58.6	44.1	57.8
Central Region 7	0008	Ft. Huachuca	33.2	39.7	28.2	30.3	34.8	41.4	29.7	35.1	31.5	36.6
	0009	Luke AFB	40.9	59.7	40.8	56.9	41.1	58.7	35.7	53.8	39.6	57.3
	0010	Davis-Monthan AFB	33.0	37.3	34.9	39.2	37.9	46.7	33.1	41.6	34.7	41.3
	0079	Nellis AFB	39.4	52.7	39.5	49.5	40.3	50.6	39.9	50.8	39.8	50.9
	0083	Kirtland AFB	34.2	40.7	33.3	36.8	37.0	40.6	30.6	38.0	33.8	39.0
	0108	Ft. Bliss	33.0	46.8	26.7	37.5	30.4	42.5	27.5	36.7	29.3	40.8
	9907	Out/Area-Reg 7	39.5	59.5	51.6	63.0	55.4	69.7	46.4	54.1	48.8	61.2

TABLE F.4 (continued)

Region	CACSMPL	Catchment Area	Q1 2002		Q2 2002		Q3 2002		Q4 2002		COMBINED	
			RR	RR _w	RR	RR _w	RR	RR _w	RR	RR _w	RR	RR _w
Central Region 8	0032	Evans ACH-Ft. Carson	20.0	39.7	28.1	37.9	28.5	37.5	23.8	35.6	24.2	37.7
	0033	USAF Acad. Hospital	39.3	45.1	40.3	48.3	39.4	46.6	39.6	49.2	39.6	47.3
	0053	Mountain Home AFB	32.6	37.8	36.2	41.0	32.6	38.0	29.7	33.6	32.8	37.6
	0057	Ft. Riley	34.3	35.8	32.5	34.0	30.5	32.0	30.6	33.7	31.9	33.9
	0058	Ft. Leavenworth	44.1	49.0	31.4	36.6	37.8	41.9	32.0	35.3	36.3	40.6
	0059	McConnell AFB	30.0	32.9	30.9	34.6	30.2	35.8	27.7	33.3	29.7	34.1
	0075	Ft. Leonard Wood	37.9	41.7	30.7	35.9	29.0	34.5	30.4	34.0	31.8	36.5
	0078	Offutt AFB	44.4	50.3	41.7	48.9	43.6	51.2	43.0	49.2	43.1	49.9
	0119	Hill AFB	27.8	30.2	29.5	33.9	35.5	39.3	30.0	34.6	30.7	34.6
	0129	F.E. Warren AFB	36.3	41.0	34.5	39.9	29.2	34.3	31.6	36.8	32.9	37.9
9908	Out/Area-Reg 8	42.9	62.3	54.5	65.2	43.8	55.7	48.2	60.4	47.6	60.8	
Southern California Region 9	0019	Edwards AFB	31.0	33.7	32.7	38.8	32.2	37.3	34.8	38.5	32.7	37.1
	0024	NH Camp Pendleton/Ft Irwin	18.4	38.3	18.2	36.3	26.6	37.6	22.5	33.3	20.9	36.4
	0029	NMC San Diego	26.1	36.6	27.4	35.4	27.5	37.7	25.2	34.8	26.6	36.2
	0030	NH 29-Palms	26.0	26.5	24.5	24.6	30.2	29.9	19.3	20.0	25.0	25.3
	0131	Ft. Irwin	27.8	31.1	23.7	27.0	22.0	24.3	21.4	26.6	23.7	27.3
	9909	Out/Area-Reg 9	38.5	58.2	41.7	51.5	42.2	51.8	47.3	59.2	41.8	55.4
Golden Gate Region 10	0014	Travis AFB	38.8	50.4	39.4	50.9	35.8	47.8	36.6	50.6	37.5	49.9
	0028	NH LeMoore	34.3	39.3	34.6	38.7	37.4	43.1	32.8	37.7	34.8	39.7
	9910	Out/Area-Reg 10	38.6	63.1	55.8	66.6	55.5	65.8	46.6	56.1	46.4	62.9
Northwest Region 11	0125	Madigan AMC-Ft. Lewis	34.7	50.0	32.3	43.5	32.5	44.8	30.7	43.2	32.4	45.3
	0126	NH Bremerton	34.5	38.3	35.8	41.7	34.5	42.1	32.1	37.9	34.2	40.0
	0127	NH Oak Harbor	37.8	40.6	37.7	41.4	32.8	35.3	32.6	36.2	35.2	38.3
	0128	Fairchild AFB	40.8	49.3	30.5	36.9	35.1	44.3	32.5	40.9	34.7	42.8
	9911	Out/Area-Reg 11	35.9	60.5	48.3	56.4	51.2	60.1	44.2	56.9	43.3	58.6
Hawaii Region 12	0052	Tripler AMC	20.8	32.5	30.3	37.3	25.7	32.7	24.8	33.5	24.9	34.0
	0280	Pearl Harbor	30.9	32.7	35.3	36.9	31.2	32.7	25.1	27.2	30.7	32.3
	0287	NMCL Pearl Harbor/Hickam	33.7	34.9	34.3	35.3	38.1	39.2	27.8	29.5	33.5	34.7
	9912	Out/Area-Reg 12	45.5	57.7	42.9	46.6	45.5	57.4	28.6	44.0	42.9	52.0
Europe	0606	Landstuhl AMC/other German	16.4	18.1	17.8	20.3	14.6	16.9	11.9	14.3	15.1	17.3
	0607	Landstuhl	22.5	23.2	22.3	22.7	21.0	22.0	17.3	18.9	20.7	21.7
	0609	Wuerzburg	14.5	15.1	17.9	18.2	18.2	21.5	12.0	12.2	15.7	16.7
	0617	Naples	14.1	13.7	21.5	21.2	15.2	15.5	12.0	11.6	15.7	15.5
	0633	RAF Lakenheath/other Europe	21.0	21.2	22.3	23.5	20.6	21.0	14.6	14.7	19.7	20.1
	0805	Spangdahlem AB	25.8	26.8	19.6	20.5	22.7	23.1	17.1	17.2	21.3	21.8
	0806	Spangdahlem/Ramstein AFB	30.8	31.1	23.5	23.6	18.4	18.6	14.2	14.9	21.7	22.0
	9913	Out/Area-Europe	13.3	19.3	16.7	18.1	26.5	37.9	12.2	11.5	17.3	21.0

TABLE F.4 (continued)

Region	CACSMPL	Catchment Area	Q1 2002		Q2 2002		Q3 2002		Q4 2002		COMBINED	
			RR	RR _w	RR	RR _w	RR	RR _w	RR	RR _w	RR	RR _w
Western Pacific Command	0612	Seoul	16.3	15.6	14.5	14.0	15.8	15.6	9.8	9.9	14.0	13.7
	0620	Agana	23.9	26.6	26.8	28.5	22.5	23.4	18.8	21.9	23.0	25.1
	0621	Okinawa	14.1	14.6	12.5	12.3	14.8	15.0	10.8	11.0	13.1	13.2
	0622	NH Yokosuka/other Asian	12.6	11.5	14.3	13.2	13.7	13.7	9.4	9.0	12.5	11.8
	0638	Kunsan AB/Osan AB	15.3	15.6	17.6	18.5	17.6	17.8	13.0	13.4	15.9	16.3
	0640	Yokota AB	24.9	24.9	19.6	19.3	19.0	18.8	18.3	18.1	20.4	20.2
	0804	Kadena AFB	21.8	21.7	17.7	18.4	20.7	21.3	15.0	15.5	18.8	19.2
	9914	Out/Area-Pacific	28.6	36.5	32.4	58.3	16.0	5.0	12.5	7.8	22.3	27.9
TRICARE Latin America	0616	NH Guantanamo/Roosevelt Rds	22.8	25.7	20.9	22.8	21.0	25.1	18.7	21.9	20.9	23.9
	9915	Out/Area-Latin America & Can	13.6	13.9	24.1	49.3	22.3	21.5	14.6	23.4	19.0	26.8
Alaska	0005	Ft. Wainwright	25.5	25.8	27.6	27.6	24.2	24.0	21.3	21.9	24.7	24.8
	0006	Elmendorf AFB/Ft Wainwright	37.4	40.7	37.5	41.7	36.2	39.8	31.9	36.0	35.6	39.6

TABLE F.5
RESPONSE RATES BY BENEFICIARY CATEGORY AND SEX

		Q1 2002		Q2 2002		Q3 2002		Q4 2002		COMBINED	
		RR	RR _W	RR	RR _W	RR	RR _W	RR	RR _W	RR	RR _W
Active Duty and Guard/Reserve	Male	20.6	18.9	19.3	18.1	19.1	18.0	16.6	15.4	18.9	17.6
	Female	24.0	22.8	22.4	21.4	24.0	23.5	19.2	19.6	22.4	21.8
Dependent of Active Duty & Guard/Reserve	Male	17.5	20.7	16.7	17.1	17.3	17.8	14.7	16.5	16.6	18.0
	Female	30.2	32.1	29.7	32.2	30.1	32.4	25.3	27.1	28.9	30.9
Retiree/Depend of Retir/Surviv/Other <65	Male	53.3	51.8	50.7	51.9	53.0	54.7	49.6	52.9	51.6	52.8
	Female	52.0	54.2	50.9	54.8	50.7	52.1	48.6	50.7	50.5	52.9
Retiree/Depend of Retir/Surviv/Other 65+	Male	75.7	73.9	75.6	75.7	74.1	71.7	74.6	75.1	74.9	74.1
	Female	71.1	74.0	70.3	70.9	69.6	71.4	70.2	71.1	70.3	71.8

TABLE F.6
RESPONSE RATES BY BENEFICIARY CATEGORY AND SERVICE

Beneficiary Category	Service	Q1 2002		Q2 2002		Q3 2002		Q4 2002		COMBINED	
		RR	RR _W	RR	RR _W	RR	RR _W	RR	RR _W	RR	RR _W
Active Duty and Guard/Reserve	Army	19.0	18.9	18.5	18.3	18.3	18.1	16.1	15.6	18.0	17.7
	Navy	19.6	18.6	19.7	19.0	18.3	17.8	14.4	14.6	18.0	17.5
	Marine Corps	12.0	11.1	11.3	10.5	12.0	10.9	9.8	9.4	11.3	10.5
	Air Force	25.6	24.4	22.9	21.6	23.6	24.3	20.3	20.5	23.1	22.7
	Coast Guard	28.7	26.4	25.1	20.4	21.1	16.5	18.1	15.6	23.2	19.6
Dependent of Active Duty & Guard/Reserve	Army	24.8	27.0	24.8	27.1	24.8	28.2	21.0	23.4	23.9	26.4
	Navy	30.0	33.5	29.3	34.1	28.5	32.8	24.2	26.9	28.1	31.8
	Marine Corps	26.4	29.6	26.0	30.6	28.4	29.0	22.8	24.6	25.9	28.4
	Air Force	31.8	32.9	31.1	31.5	32.1	32.7	26.9	28.0	30.5	31.2
	Coast Guard	39.9	42.8	33.0	33.0	32.4	31.2	31.5	35.6	34.5	35.7
Retiree/Depend of Retir/Surviv/Other <65	Army	51.7	51.5	48.3	51.1	48.8	50.7	47.4	50.8	49.0	51.0
	Navy	53.0	53.9	52.2	53.8	54.7	55.9	48.8	50.4	52.2	53.5
	Marine Corps	49.4	49.9	46.6	49.2	48.0	47.7	45.8	49.6	47.4	49.1
	Air Force	54.2	54.7	53.3	56.2	53.4	54.7	51.0	53.3	52.9	54.7
	Coast Guard	50.5	59.4	50.4	56.1	54.0	58.4	55.0	61.0	52.8	58.9
Retiree/Depend of Retir/Surviv/Other 65+	Army	73.3	70.6	71.4	71.3	69.5	68.7	70.6	71.1	71.0	70.4
	Navy	73.0	73.7	72.6	72.0	71.9	73.4	73.8	74.3	72.8	73.4
	Marine Corps	75.2	86.3	68.4	68.0	68.2	67.3	73.4	70.2	70.9	72.0
	Air Force	73.3	76.0	76.0	77.3	74.3	73.7	72.4	73.6	74.0	75.1
	Coast Guard	77.3	69.9	69.2	72.7	82.1	79.4	90.3	91.3	79.1	80.4