

Contract No.: 282-98-0021
MPR Reference No.: 8860-500

2003 Health Care Survey of DoD Beneficiaries:

Adult Codebook and User's Guide

Final

Submitted to:

TRICARE Management Activity
5111 Leesburg Pike, Suite 810
Falls Church, VA 22041
(703) 681-4263

Task Order Officer:

Lt Col Michael Hartzell, DVM, MPH

Submitted by:

Mathematica Policy Research, Inc.
600 Maryland Ave., SW, Suite 550
Washington, DC 20024-2512
(202) 484-9220

Project Director:

Eric Schone, Ph. D.

PAGE IS INTENTIONALLY LEFT BLANK TO ALLOW FOR DOUBLE-SIDED COPYING

Contents

Lists		Page
	Table of Variables.....	v
	Alphabetical Table of Variables	xix
Chapters		
1	Introduction	1
2	Description of the Adult HCSDB Database.....	7
3	Programming Guide.....	11
	- How to Make a Table Using SAS.....	11
	- How to Make a Table Using SPSS	36
	- Calculating Variances of Estimates.....	88
4	Codebook	91
	References.....	501
Appendices		
A	Annotated Questionnaires – Quarter I-IV	A-1
B	Crosswalk for 1994-1995, 1996, 1997, 1998, 1999, 2000, 2002, and 2003 Adult HCSDB – Quarters I-IV	B-1
C	Data Quality Coding Scheme and Coding Tables – Quarters I-IV	C-1
D	SAS Proc Contents -- Alphabetical 2003 Adult HCSDB – Quarters I-IV	D-1
E	SAS Proc Contents -- Positional 2003 Adult HCSDB – Quarters I-IV	E-1
F	Response Rate Tables.....	F-1

PAGE IS INTENTIONALLY LEFT BLANK TO ALLOW FOR DOUBLE-SIDED COPYING

Table of Variables

		Page
ANNUAL FREQUENCIES		
SAMPLING VARIABLES		
MPRID	- Unique MPR Identifier	93
SVCSMPL	- Branch of Service Sampling Variable	93
SEXSMPL	- Sex Sampling Variable.....	93
STRATUM	- Sampling STRATUM	93
CACSMPL	- Catchment Area.....	102
ENBGSMPL	- Enrollment by beneficiary category	104
MPCSMPL	- Military Personnel Category	105
NHFF	- Stratum Sample Size	105
SERVAREA	- Service Area	105
DCATCH	- Catchment Area.....	106
DMIS_ID	- DMIS ID	109
E1	- Eligibility indicator for period = 1	118
E2	- Eligibility indicator for period = 2	118
E3	- Eligibility indicator for period = 3	118
E4	- Eligibility indicator for period = 4	119
E5	- Eligibility indicator for period = 5	119
E6	- Eligibility indicator for period = 6	119
E7	- Eligibility indicator for period = 7	119
E8	- Eligibility indicator for period = 8	119
E9	- Eligibility indicator for period = 9	120
E10	- Eligibility indicator for period = 10	120
E11	- Eligibility indicator for period = 11	120
E12	- Eligibility indicator for period = 12	120
DEERS VARIABLES		
SERVAFF	- Service Affiliation	121
MRTLSTAT	- Marital Status	121
RACEETHN	- Race/Ethnic Code	121
PNSEXCD	- Person Gender.....	122
LEGDDSCD	- DDS Code.....	122
DAGEQY	- Age at time of data collection.....	122
PCM	- Primary Manager Code (Civilian or Military)	122
DBENCAT	- Beneficiary Category.....	123
DMEDELG	- Medical Privilege Code	123
DSPONSVC	- Derived Sponsor Branch of Service.....	123
MBRRELCD	- Member Relationship Code	124
MEDTYPE	- Medicare Type	124
PATCAT	- Aggregated Beneficiary Category	124
PNLCATCD	- Personnel Category Code (Duty Status).....	125
FIELDAGE	- Age at start of fielding period	125
QUESTIONNAIRE RESPONSES		
H03001	- Are you the person listed on envelope.....	127
H03002A	- Health plan(s) covered: TRICARE Prime	127
H03002C	- Health plan(s) covered: TRICARE Ext/Std	127
H03002F	- Health plan(s) covered: MEDICARE	127
H03002G	- Health plan(s) covered: FEHBP.....	127
H03002H	- Health plan(s) covered: Medicaid	128
H03002I	- Health plan(s) covered: Civilian HMO	128
H03002J	- Health plan(s) covered: Other civilian	128
H03002K	- Health plan(s) covered: USFHP.....	128

H03002L	- Health plan(s) covered: Not sure	128
H03002M	- Health plan(s) covered: Veterans	129
H03002N	- Health plan(s) covered: TRICARE Plus	129
H03002O	- Health plan(s) covered: TRICARE For Life.....	129
H03003	- Currently Covered Medicare Part A	129
H03004	- Currently Covered Medicare Part B	130
H03005	- Currently Covered Medicare Supplemental	130
H03006	- Which health plan did you use most in the past 12 months?.....	131
H03007	- Years in a row with health plan	131
H03008	- When joined health plan received new personal Doctor.....	132
H03009	- Health plan: problem to get a personal doctor or nurse you are happy with.....	132
H03010	- Have one person you think of as personal doctor.....	132
H03011	- Rating of your personal doctor or nurse.....	133
H03012	- In last year: you or a doctor or nurse think you needed to see a specialist	133
H03013	- In last year: how much of a problem to get a referral to see a specialist.....	133
H03014	- In last year: did you see a specialist	134
H03015	- Rating of specialist seen in last year.....	134
H03016	- In last year: specialist saw was the same as personal doctor	134
H03017	- In last year: called a doctor's office or clinic during regular office hours to get help or advice for yourself	135
H03018	- In last year: when you called during regular office hours how often got help or advice you needed.....	135
H03019	- In last year: made any appointment for regular or routine health care	135
H03020	- In last year: how often made appointments for regular or routine health care as soon as you wanted	136
H03021	- In last year: days between appointment for regular or routine care and actually seeing a provider.....	136
H03022	- In last year: illness/injury needed care right away.....	136
H03023	- In last year: when needed care right away for an illness or injury got care as soon as wanted	137
H03024	- In last year: wait between trying to get care and actually seeing a provider for an illness or injury.....	137
H03025	- In last year: times went to an emergency room for own care	138
H03026	- In last year: times went to a doctors office or clinic for yourself (not counting times went to an emergency room).....	138
H03027	- In last year: problem to get necessary care	138
H03028	- In last year: problem with delays in healthcare while waiting for approval from health plan.....	139
H03029	- In last year: wait more than 15 minutes past appointment time to see a doctor.....	139
H03030	- In last year: how often office staff at a doctor's office or clinic treat you with courtesy and respect.....	139
H03031	- In last year: how often office staff at a doctor's office or clinic as helpful as expected.....	140
H03032	- In last year: how often doctors or other health providers listen carefully to you.....	140
H03033	- In last year: how often doctors or other health providers explain things in way you could understand.....	141
H03034	- In last year: how often doctors or other health providers show respect for what you had to say	141
H03035	- In last year: how often doctors or other health providers spend enough time with you	142
H03036	- Rating of all healthcare in last year	142
H03037	- In last year: prescriptions that were written by a civilian provider but were filled at a military pharmacy	143
H03038	- In last year: facility used most for health care.....	143
H03039	- In last year: sent in any claims to your health plan	143
H03040	- In last year: health plan handled claims in a reasonable time	144
H03041	- In last year: how often health plan handled claims correctly.....	144
H03042	- In last year: before went for care knew amount to pay	145

H03043	- In last year: look for any information in written materials from health plan	145
H03044	- In last year: problem to find or understand information in the written materials	145
H03045	- In last year: called health plan's customer service to get information or help.....	146
H03046	- In last year: problem to get the help you needed when called health plan's customer service	146
H03047	- Called or written health plan with a complaint or problem	146
H03048	- How long for health plan to resolve complaint	147
H03049	- Complaint or problem settled to satisfaction	147
H03050	- In last year: have any experiences with paperwork for your health plan.....	147
H03051	- In last year: how much problem with paperwork for your health plan	148
H03052	- Rating of all experience with health plan	148
H03053	- In next year: likely to disenroll in TRICARE Prime	149
H03054	- Not sick/pregnant: last medical or physical exam or checkup	149
H03055	- Blood pressure: when last reading.....	149
H03056	- Blood pressure: know if blood pressure is too high or not	150
H03057	- When did you last have a cholesterol screening	150
H03058	- When did you last have a flu shot.....	150
H03059	- Smoked at least 100 cigarettes in life	151
H03060	- Smoke everyday, some days, or not at all	151
H03061	- How long since you quit smoking.....	151
H03062	- Last year: number of visits advised to quit smoking	152
H03063	- Are you male or female.....	152
H03064	- Male: Last prostate disease exam or blood test	152
H03065	- Female: Last have a Pap smear test	153
H03066	- Female: Are you under age 40	153
H03067	- Female: Last time breasts checked mammography.....	153
H03068	- Female: Last time breast exam by professional	154
H03069	- Female: Been pregnant in last year or pregnant now	154
H03070	- Female: In what trimester is your pregnancy	154
H03071	- Female: Trimester first received prenatal care	155
H03072	- In general how would you rate your overall health.....	155
H03073	- Limited in any way in any activities because of any impairment or health problem	155
H03074	- Last 30 days: Number of Days when your physical health not good	156
H03075	- Last 30 days: Number of Days when your mental health not good	157
H03076	- Last 30 days: Number of Days when poor physical/mental health kept you from doing usual activities	158
H03077	- Last 30 days: Number of Days when pain made it hard to do your usual activities	159
H03078	- Last 30 days: Number of Days when you have felt sad, blue, or depressed	160
H03079	- Last 30 days: Number of Days when you have felt worried, tense or anxious	161
H03080	- Last 30 days: Number of Days when you did not get enough rest or sleep.....	162
H03081	- Last 30 days: Number of Days when you have felt very healthy and full of energy	163
H03082	- Are you Spanish/Hispanic/Latino	164
SREDA	- Highest grade completed	164
SRRACEA	- Race: White	164
SRRACEB	- Race: Black or African American	165
SRRACEC	- Race: American Indian or Alaska Native	165
SRRACED	- Race: Asian.....	165
SRRACEE	- Race: Native Hawaiian/other Pacific Islanders	165
SRAGE	- What is your age now?	166
S03B01	- In last year: Number briefings on TRICARE eligibility, benefits, services offered at your MTF	166
S03F01	- In last year: Healthcare received at military facility (MTF)	166
S03F02	- MTF physical condition vs civilian healthcare facilities	167
S03O01	- Female: Saw same doctor or midwife for the majority of your prenatal visits.....	167

S03O02	- Female: Doctor/midwife encouraged you to include family members to help prepare for baby's arrival.....	167
S03O03	- Female: Problem for you to make appointments for prenatal visits.....	168
S03O04	- Female: Did you try to get training to prepare for breastfeeding.....	168
S03O05	- Female: Rate the training for breastfeeding that you received	168
S03O06	- Female: Physician or midwife worked with you to develop a birth plan	169
S03R01	- In last year: Prescriptions filled at military pharmacy	169
S03R02	- Rating of customer service at military pharmacy	169
S03R03	- In last year: Discussed medication and treatment with military pharmacist.....	170
S03R04	- In last year: Time waited for filled prescription at military pharmacy.....	170
S03V01	- In last year: Amount of healthcare from TRICARE civilian network(TCN).....	170
S03V02	- In last year: Problem getting wanted healthcare from TCN	171
S03V03	- In last year: Problem finding convenient doctor from TCN	171
S03V04	- In last year: Problem finding convenient TCN lab or x-ray facility.....	171
S03V05	- In last year: Learn physician whom you wanted to see left TCN	172
S03V06	- In last year: Problem finding convenient doctor from TCN	172
S03V07	- In last year: Problem finding specialist in Civilian network.....	172
S03C01	- General Doctor, specialist, physician assistant, or nurse	173
S03C02	- Months/years been going to personal Doctor	173
S03C03	- Physical or mental condition that interferes with your work	173
S03C04	- Doctor undrstdns how your health problems affect your daily life.....	174
S03C05	- In last year: # of times you went to a specialist.....	174
S03C06	- In last year were any decisions made about your health care	174
S03C07	- In last year: involved as much as you wanted with your health care decisions	175
S03C08	- In last year: how much of a problem to agree on best care.....	175
S03C09	- In last year: did you need special medical equipment	175
S03C10	- In last year: How much of a problem was it to get special medical equipment.....	176
S03C11	- In last year: did you need special therapy.....	176
S03C12	- In last year: how much of a problem was it to get special therapy.....	176
S03C13	- In last year: did you need home health care or assistance.....	177
S03C14	- In last year: how much of a problem to get care or assistance needed.....	177
S03C15	- Need help with personal care needs.....	177
S03C16	- Need help with routine needs	177
S03C17	- Physical or mental condition that interferes with independence	178
S03C18	- Rating of equipment, services, or help provided.....	178
S03C19	- In last year: patient overnight or longer.....	178
S03C20	- Have a Physical or mental condition that has lasted 3 months.....	179
S03C21	- In last year: seen Doctor more than twice for condition lasting > 3 months.....	179
S03C22	- Taking prescription medications for at least 3 months	179
S03Y01	- In last 90 days: Have you filled a prescription.....	179
S03Y02	- Distance traveled, home to MTF pharmacy.....	180
S03Y03	- In last 90 days:Prscrptn filled at MTF pharmacy.....	180
S03Y04	- In last 90 days:Info. rcvd about new prscrptn medcn, MTF	181
S03Y05	- In last 90 days:How oftn filled prscrptn wait is >30min, MTF	181
S03Y06A	- prscrptn filled, MTF:There for medical appointment	181
S03Y06B	- prscrptn filled, MTF:Visiting Military installation for other reason.....	182
S03Y06C	- prscrptn filled, MTF:Conveniently located.....	182
S03Y06D	- prscrptn filled, MTF:Pharmacy has free prscrptn drugs.....	182
S03Y06E	- prscrptn filled, MTF:I like service	182
S03Y06F	- prscrptn filled, MTF:My doctor recommended MTF pharmacy.....	183
S03Y06G	- prscrptn filled, MTF:Better information and instructions	183
S03Y06H	- prscrptn filled, MTF:Trust prscrptn filled correctly.....	183
S03Y07	- Rating of MTF pharmacy where prscrptn is filled	184
S03Y08	- Dist:home, work to TRICARE retail network(TRN) pharmacy	184
S03Y09	- In last 90 days:prescription filled at TRN pharmacy.....	185
S03Y10	- In last 90 days:Info. rcvd about new prscrptn medcn, TRN	185
S03Y11	- In last 90 days:How oftn filled prscrptn wait is >30min, TRN	186
S03Y12	- In last 90 days:TRN filled prescription, taken >=90 days.....	186

S03Y13A	- prscrptn fild, TRN:Don't know how get drugs thru mail order phrmcy	186
S03Y13B	- prscrptn filled, TRN:Not comfortable getting drugs by mail	187
S03Y13C	- prscrptn filled, TRN:Conveniently located.....	187
S03Y13D	- prscrptn filled, TRN:Mail order phrmcy doesn't have needed medctn	187
S03Y13E	- prscrptn filled, TRN:like service	187
S03Y13F	- prscrptn filled, TRN:better information/instructions.....	188
S03Y13G	- prscrptn filled, TRN:MTF phrmcy doesn't have the medication	188
S03Y13H	- prscrptn filled, TRN:trust fill correctly	188
S03Y14	- Rating of TRN pharmacy where prescription filled	189
S03Y15	- In last 90 days:prscrptn filled at Non-network civilian(NNC) phrmcy	189
S03Y16	- In last 90 days:Info. rcvd about new prscrptn medcn, NNC.....	190
S03Y17	- In last 90 days:filed claims for NNC filled prscrptns.....	190
S03Y18A	- claim problems, NNC:none.....	190
S03Y18B	- claim problems, NNC:instrctn difficult	191
S03Y18C	- claim problems, NNC:dffcult obtaining form	191
S03Y18D	- claim problems, NNC:>20 days to process.....	191
S03Y19A	- prscrptn filled, NNC:other health insurance	191
S03Y19B	- prscrptn filled, NNC:traveling	192
S03Y19C	- prscrptn filled, NNC:not conveniently located	192
S03Y19D	- prscrptn filled, NNC:in network?	192
S03Y19E	- prscrptn filled, NNC:prefer non-network pharmacy.....	192
S03Y19F	- prscrptn filled, NNC:difference unknown	193
S03Y20	- Rating of NNC pharmacy where prescription filled	193
S03Y21	- In lst 90 dys:prscrptn filled at Tricare mail order(TMO) phrmcy.....	193
S03Y22	- In lst 90 dys:How oftn filled prscrptn wait <=14dys, TMO	194
S03Y23	- In last 90 days:Order refills via Express Scripts website(ESW).....	194
S03Y24	- In last 90 days:Problem ordering refills via ESW	194
S03Y25	- Rating of Tricare mail order pharmacy	195
S03G01	- Current mobilzd member of Natl Guard/Resv, or family member.....	195
S03G02	- Before rsvrst famly member was mobilized:covrd by civilian health insurance	196
S03G03	- Reservist employer pay all/part of your civilian health insurance premium	196
S03G04	- Describe coverage:TRICARE/Civilian.....	196
S03G05	- Problem getting info about TRICARE benefits when reservist in family is mobilized.....	197
S03G06	- Personal Dr/Nurse is a member of TRICARE's Civilian network.....	197
S03G07	- Since reservist mobilzd:more difficult to see personal doctor you want to see.....	197
S03G08	- Since reservist mobilzd:more difficult to see specialist you want to see.....	198
S03G09	- Before your currnt mobilization: Were you covered by civilian health insurance.....	198
S03G10	- Have you kept your civilian insurance coverage.....	198
S03G11	- Your employer now pays all/part of your civilian health insurance premium.....	199
S03G12	- For which operation are you or the reservist in family currently mobilzd.....	199
S03G13	- When were you or the reservist in your family mobilized for this operation.....	199
S03G14	- How long did the initial mobilization orders state the mobilization would last	200

NRC SURVEY FIELDING VARIABLES

FLAG_FIN	- Final Disposition.....	200
DUPFLAG	- Multiple Response Indicator.....	200
ONTIME	- Responded Within 8 weeks of Mail-Out.....	200
TRICKDUP	- Ontime and after fielding period indicator	201
WEB	- Web survey indicator	201

CODING SCHEME FLAGS AND COUNTS

N1	- Coding Scheme Note 1	201
N2	- Coding Scheme Note 2.....	201
N3	- Coding Scheme Note 3.....	202
N3A	- Coding Scheme Note 3A	202
N4	- Coding Scheme Note 4.....	202
N5	- Coding Scheme Note 5.....	203
N5A	- Coding Scheme Note 5A	203
N6	- Coding Scheme Note 6.....	203

N7	- Coding Scheme Note 7.....	204
N8	- Coding Scheme Note 8.....	204
N9	- Coding Scheme Note 9.....	204
N9A	- Coding Scheme Note 9A.....	205
N9B	- Coding Scheme Note 9B.....	205
N9C	- Coding Scheme Note 9C.....	205
N9D	- Coding Scheme Note 9D.....	206
N9E	- Coding Scheme Note 9E.....	206
N9F	- Coding Scheme Note 9F.....	206
N9G	- Coding Scheme Note 9G.....	207
N9H	- Coding Scheme Note 9H.....	207
N9I	- Coding Scheme Note 9I.....	207
N9J	- Coding Scheme Note 9J.....	208
N9K	- Coding Scheme Note 9K.....	208
N9L	- Coding Scheme Note 9L.....	208
N10	- Coding Scheme Note 10.....	209
N12	- Coding Scheme Note 12.....	209
N13	- Coding Scheme Note 13.....	209
N14	- Coding Scheme Note 14.....	210
N15	- Coding Scheme Note 15.....	210
N16	- Coding Scheme Note 16.....	210
N17	- Coding Scheme Note 17.....	211
N18	- Coding Scheme Note 18.....	211
N18A	- Coding Scheme Note 18A.....	211
N18B	- Coding Scheme Note 18B.....	212
N18C	- Coding Scheme Note 18C.....	212
N18D	- Coding Scheme Note 18D.....	212
N19	- Coding Scheme Note 19.....	213
N19A	- Coding Scheme Note 19A.....	213
N20A	- Coding Scheme Note 20A.....	214
N20B	- Coding Scheme Note 20B.....	214
N20C	- Coding Scheme Note 20C.....	214
N20D	- Coding Scheme Note 20D.....	215
N21	- Coding Scheme Note 21.....	215
N22	- Coding Scheme Note 22.....	215
N23	- Coding Scheme Note 23.....	216
MISS_1	- Count of: Violates Skip Pattern.....	216
MISS_4	- Count of: Incomplete grid error.....	216
MISS_5	- Count of: Scalable response of Don't know.....	216
MISS_6	- Count of: Not applicable - valid skip.....	217
MISS_7	- Count of: Out-of-range error.....	218
MISS_8	- Count of: Multiple response error.....	218
MISS_9	- Count of: No response - invalid skip.....	219
MISS_TOT	- Total number of missing responses.....	220
CONSTRUCTED VARIABLES		
FNSTATUS	- Final Status.....	221
KEYCOUNT	- Number of Key Questions Answered.....	221
QUARTER	- Survey Quarter.....	221
XENRLLMT	- Enrollment in TRICARE Prime.....	222
XENR_PCM	- Enrollment by PCM type.....	222
XINS_COV	- Insurance Coverage.....	222
XREGION	- Region.....	223
XCATCH	- Catchment Area (Reporting).....	223
CONUS	- CONUS/OCONUS Indicator.....	228
OUTCATCH	- Out of Catchment Area Indicator.....	228
XSEXA	- Male or Female (Recode).....	229
XBNFGRP	- Constructed Beneficiary Group.....	229
KDISENRL	- Intention to disenroll.....	229

KMILOFFC	- Office wait of 15 min or more at Military facility.....	229
KCIVOFFC	- Office wait of 15 min or more at Civilian facility	230
KBGPRB1	- Big problem getting referrals to specialist.....	230
KBGPRB2	- Big problem getting necessary care.....	230
KMILOPQY	- Outpatient visits to Military facility	230
KCIVOPQY	- Outpatient visits to Civilian facility.....	231
KCIVINS	- Beneficiary covered by civilian insurance	231
KPRSCPTN	- 7 or more civilian prescriptions filled by military pharmacy	231
KBRSTCR	- Women age 40 and over ever had mammogram and breast exam.....	231
HP_PRNTL	- Pregnant in last year received care in 1st trimester.....	232
HP_MAMOG	- Women age 40 and over mammography in past 2 years.....	232
HP_MAM50	- Women age 50 and over mammography in past 2 years.....	232
HP_PAP	- All women Pap smear in last 3 years.....	232
HP_BP	- Blood pressure check in last 2 years know results	233
HP_FLU	- Age 65 and older flu shot in last 12 months.....	233
HP_PROS	- Men age 50 or over prostate exam in last 12 months	233
HP_GP	- General physical exam in last 12 months	233
HP_BRST	- Women age 40 and over breast exam in last 12 months	234
HP_CHOL	- Cholesterol screening in last 5 years	234
HP_SMOKE	- Advised to quit smoking in last 12 months.....	234
HP_SMOKH	- Smoker under HEDIS definition.....	234
HP_CESS	- Had smoking cessation counseling	235
WEIGHTS		
ADJ_CELL	- Adjusted STRATUM cell	235
BWT	- Basic Sampling Weight.....	242
WRWT	- Final Weight.....	242
CWRWT	- Combined Annual Final Weight	242

QUARTERLY FREQUENCIES

SAMPLING VARIABLES		
MPRID	- Unique MPR Identifier.....	243
SVCSMPL	- Branch of Service Sampling Variable	243
SEXSMPL	- Sex Sampling Variable.....	244
STRATUM	- Sampling STRATUM.....	244
CACSMPL	- Catchment Area	258
ENBGSMPL	- Enrollment by beneficiary category	262
MPCSMPL	- Military Personnel Category	262
NHFF	- Stratum Sample Size	263
SERVAREA	- Service Area.....	263
DCATCH	- Catchment Area	264
DMIS_ID	- DMIS ID.....	269
DEERS VARIABLES		
E1	- Eligibility indicator for period = 1	284
E2	- Eligibility indicator for period = 2	284
E3	- Eligibility indicator for period = 3	284
E4	- Eligibility indicator for period = 4	285
E5	- Eligibility indicator for period = 5	285
E6	- Eligibility indicator for period = 6	286
E7	- Eligibility indicator for period = 7	286
E8	- Eligibility indicator for period = 8	286
E9	- Eligibility indicator for period = 9	287
E10	- Eligibility indicator for period = 10	287
E11	- Eligibility indicator for period = 11	288
E12	- Eligibility indicator for period = 12	288

CONSTRUCTED VARIABLES		
SERVAFF	- Service Affiliation.....	289
MRTLSTAT	- Marital Status	290
RACEETHN	- Race/Ethnic Code	291
PNSEXCD	- Person Gender.....	291
LEGDDSCD	- DDS Code	292
DAGEQY	- Age at time of data collection	292
PCM	- Primary Manager Code (Civilian or Military).....	293
DBENCAT	- Beneficiary Category	293
DMEDELG	- Medical Privilege Code	294
DSPONSVC	- Derived Sponsor Branch of Service	294
MBRRELCD	- Member Relationship Code	295
MEDTYPE	- Medicare Type	295
PATCAT	- Aggregated Beneficiary Category	296
PNLCATCD	- Personnel Category Code (Duty Status).....	296
FIELDAGE	- Age at start of fielding period	297
QUESTIONNAIRE RESPONSES		
H03001	- Are you the person listed on envelope	299
H03002A	- Health plan(s) covered: TRICARE Prime.....	300
H03002C	- Health plan(s) covered: TRICARE Ext/Std	300
H03002F	- Health plan(s) covered: MEDICARE	301
H03002G	- Health plan(s) covered: FEHBP	301
H03002H	- Health plan(s) covered: Medicaid.....	302
H03002I	- Health plan(s) covered: Civilian HMO	302
H03002J	- Health plan(s) covered: Other civilian	303
H03002K	- Health plan(s) covered: USFHP	303
H03002L	- Health plan(s) covered: Not sure	304
H03002M	- Health plan(s) covered: Veterans	304
H03002N	- Health plan(s) covered: TRICARE Plus	305
H03002O	- Health plan(s) covered: TRICARE For Life.....	305
H03003	- Currently Covered Medicare Part A	306
H03004	- Currently Covered Medicare Part B	306
H03005	- Currently Covered Medicare Supplemental	307
H03006	- Which health plan did you use most in the past 12 months?.....	308
H03007	- Years in a row with health plan	309
H03008	- When joined health plan received new personal Doctor.....	309
H03009	- Health plan: problem to get a personal doctor or nurse you are happy with.....	310
H03010	- Have one person you think of as personal doctor.....	310
H03011	- Rating of your personal doctor or nurse.....	311
H03012	- In last year: you or a doctor or nurse think you needed to see a specialist	312
H03013	- In last year: how much of a problem to get a referral to see a specialist.....	312
H03014	- In last year: did you see a specialist.....	313
H03015	- Rating of specialist seen in last year	314
H03016	- In last year: specialist saw was the same as personal doctor	315
H03017	- In last year: called a doctor's office or clinic during regular office hours to get help or advice for yourself	315
H03018	- In last year: when you called during regular office hours how often got help or advice you needed	316
H03019	- In last year: made any appointment for regular or routine health care	316
H03020	- In last year: how often made appointments for regular or routine health care as soon as you wanted	317
H03021	- In last year: days between appointment for regular or routine care and actually seeing a provider.....	318
H03022	- In last year: illness/injury needed care right away.....	318
H03023	- In last year: when needed care right away for an illness or injury got care as soon as wanted	319
H03024	- In last year: wait between trying to get care and actually seeing a provider for an illness or injury.....	320

H03025	- In last year: times went to an emergency room for own care	321
H03026	- In last year: times went to a doctors office or clinic for yourself (not counting times went to an emergency room).....	322
H03027	- In last year: problem to get necessary care	323
H03028	- In last year: problem with delays in healthcare while waiting for approval from health plan.....	323
H03029	- In last year: wait more than 15 minutes past appointment time to see a doctor	324
H03030	- In last year: how often office staff at a doctor's office or clinic treat you with courtesy and respect	324
H03031	- In last year: how often office staff at a doctor's office or clinic as helpful as expected.....	325
H03032	- In last year: how often doctors or other health providers listen carefully to you	326
H03033	- In last year: how often doctors or other health providers explain things in way you could understand	327
H03034	- In last year: how often doctors or other health providers show respect for what you had to say	328
H03035	- In last year: how often doctors or other health providers spend enough time with you	329
H03036	- Rating of all healthcare in last year	330
H03037	- In last year: prescriptions that were written by a civilian provider but were filled at a military pharmacy	331
H03038	- In last year: facility used most for health care	331
H03039	- In last year: sent in any claims to your health plan.....	332
H03040	- In last year: health plan handled claims in a reasonable time.....	332
H03041	- In last year: how often health plan handled claims correctly.....	333
H03042	- In last year: before went for care knew amount to pay	334
H03043	- In last year: look for any information in written materials from health plan	334
H03044	- In last year: problem to find or understand information in the written materials	335
H03045	- In last year: called health plan's customer service to get information or help...	335
H03046	- In last year: problem to get the help you needed when called health plan's customer service	336
H03047	- Called or written health plan with a complaint or problem.....	336
H03048	- How long for health plan to resolve complaint	337
H03049	- Complaint or problem settled to satisfaction	338
H03050	- In last year: have any experiences with paperwork for your health plan.....	338
H03051	- In last year: how much problem with paperwork for your health plan	339
H03052	- Rating of all experience with health plan.....	340
H03053	- In next year: likely to disenroll in TRICARE Prime	341
H03054	- Not sick/pregnant: last medical or physical exam or checkup	342
H03055	- Blood pressure: when last reading.....	342
H03056	- Blood pressure: know if blood pressure is too high or not	343
H03057	- When did you last have a cholesterol screening.....	343
H03058	- When did you last have a flu shot	344
H03059	- Smoked at least 100 cigarettes in life	344
H03060	- Smoke everyday, some days, or not at all	345
H03061	- How long since you quit smoking.....	345
H03062	- Last year: number of visits advised to quit smoking	346
H03063	- Are you male or female.....	346
H03064	- Male: Last prostate disease exam or blood test	347
H03065	- Female: Last have a Pap smear test	348
H03066	- Female: Are you under age 40.....	348
H03067	- Female: Last time breasts checked mammography.....	349
H03068	- Female: Last time breast exam by professional	350
H03069	- Female: Been pregnant in last year or pregnant now	350
H03070	- Female: In what trimester is your pregnancy	351
H03071	- Female: Trimester first received prenatal care	351
H03072	- In general how would you rate your overall health	352

H03073	- Limited in any way in any activities because of any impairment or health problem	352
H03074	- Last 30 days: Number of Days when your physical health not good.....	353
H03075	- Last 30 days: Number of Days when your mental health not good.....	355
H03076	- Last 30 days: Number of Days when poor physical/mental health kept you from doing usual activities	357
H03077	- Last 30 days: Number of Days when pain made it hard to do your usual activities.....	359
H03078	- Last 30 days: Number of Days when you have felt sad, blue, or depressed	361
H03079	- Last 30 days: Number of Days when you have felt worried, tense or anxious..	363
H03080	- Last 30 days: Number of Days when you did not get enough rest or sleep.....	365
H03081	- Last 30 days: Number of Days when you have felt very healthy and full of energy	367
H03082	- Are you Spanish/Hispanic/Latino	369
SREDA	- Highest grade completed	369
SRRACEA	- Race: White	370
SRRACEB	- Race: Black or African American	370
SRRACEC	- Race: American Indian or Alaska Native	371
SRRACED	- Race: Asian.....	371
SRRACEE	- Race: Native Hawaiian/other Pacific Islanders	372
SRAGE	- What is your age now?	372
S03B01	- In last year: Number briefings on TRICARE eligibility, benefits, services offered at your MTF	373
S03F01	- In last year: Healthcare received at military facility (MTF)	373
S03F02	- MTF physical condition vs civilian healthcare facilities	374
S03O01	- Female: Saw same doctor or midwife for the majority of your prenatal visits...	374
S03O02	- Female: Doctor/midwife encouraged you to include family members to help prepare for baby's arrival.....	375
S03O03	- Female: Problem for you to make appointments for prenatal visits.....	375
S03O04	- Female: Did you try to get training to prepare for breastfeeding.....	376
S03O05	- Female: Rate the training for breastfeeding that you received	376
S03O06	- Female: Physician or midwife worked with you to develop a birth plan	377
S03R01	- In last year: Prescriptions filled at military pharmacy	378
S03R02	- Rating of customer service at military pharmacy	378
S03R03	- In last year: Discussed medication and treatment with military pharmacist.....	379
S03R04	- In last year: Time waited for filled prescription at military pharmacy.....	380
S03V01	- In last year: Amount of healthcare from TRICARE civilian network(TCN).....	380
S03V02	- In last year: Problem getting wanted healthcare from TCN	381
S03V03	- In last year: Problem finding convenient doctor from TCN	381
S03V04	- In last year: Problem finding convenient TCN lab or x-ray facility.....	382
S03V05	- In last year: Learn physician whom you wanted to see left TCN	382
S03V06	- In last year: Problem finding convenient doctor from TCN	383
S03V07	- In last year: Problem finding specialist in Civilian network.....	383
S03C01	- General Doctor, specialist, physician assistant, or nurse	384
S03C02	- Months/years been going to personal Doctor	385
S03C03	- Physical or mental condition that interferes with your work	385
S03C04	- Doctor undrstdnds how your health problems affect your daily life.....	386
S03C05	- In last year: # of times you went to a specialist.....	386
S03C06	- In last year were any decisions made about your health care	387
S03C07	- In last year: involved as much as you wanted with your health care decisions.	387
S03C08	- In last year: how much of a problem to agree on best care	388
S03C09	- In last year: did you need special medical equipment.....	388
S03C10	- In last year: How much of a problem was it to get special medical equipment.	389
S03C11	- In last year: did you need special therapy	389
S03C12	- In last year: how much of a problem was it to get special therapy.....	390
S03C13	- In last year: did you need home health care or assistance	390
S03C14	- In last year: how much of a problem to get care or assistance needed.....	391
S03C15	- Need help with personal care needs.....	391

S03C16	- Need help with routine needs.....	392
S03C17	- Physical or mental condition that interferes with independence	392
S03C18	- Rating of equipment, services, or help provided.....	393
S03C19	- In last year: patient overnight or longer.....	394
S03C20	- Have a Physical or mental condition that has lasted 3 months.....	394
S03C21	- In last year: seen Doctor more than twice for condition lasting > 3 months.....	395
S03C22	- Taking prescription medications for at least 3 months.....	395
S03Y01	- In last 90 days: Have you filled a prescription.....	396
S03Y02	- Distance traveled, home to MTF pharmacy.....	396
S03Y03	- In last 90 days:Prscrptn filled at MTF pharmacy.....	397
S03Y04	- In last 90 days:Info. rcvd about new prscrptn medcn, MTF.....	397
S03Y05	- In last 90 days:How oftn filled prscrptn wait is >30min, MTF.....	398
S03Y06A	- prscrptn filled, MTF:There for medical appointment.....	398
S03Y06B	- prscrptn filled, MTF:Visiting Military instalation for other reason.....	399
S03Y06C	- prscrptn filled, MTF:Conveniently located.....	399
S03Y06D	- prscrptn filled, MTF:Pharmacy has free prscrptn drugs.....	400
S03Y06E	- prscrptn filled, MTF:I like service.....	400
S03Y06F	- prscrptn filled, MTF:My doctor recommended MTF pharmacy.....	401
S03Y06G	- prscrptn filled, MTF:Better information and instructions.....	401
S03Y06H	- prscrptn filled, MTF:Trust prscrptn filled correctly.....	402
S03Y07	- Rating of MTF pharmacy where prscrptn is filled.....	402
S03Y08	- Dist:home, work to TRICARE retail network(TRN) pharmacy.....	403
S03Y09	- In last 90 days:prescription filled at TRN pharmacy.....	404
S03Y10	- In last 90 days:Info. rcvd about new prscrptn medcn, TRN.....	404
S03Y11	- In last 90 days:How oftn filled prscrptn wait is >30min, TRN.....	405
S03Y12	- In last 90 days:TRN filled prescription, taken >=90 days.....	405
S03Y13A	- prscrptn fld, TRN:Don't know how get drugs thru mail order phrmcy.....	406
S03Y13B	- prscrptn filled, TRN:Not comfortable getting drugs by mail.....	406
S03Y13C	- prscrptn filled, TRN:Conveniently located.....	407
S03Y13D	- prscrptn filled, TRN:Mail order phrmcy doesn't have needed medctn.....	407
S03Y13E	- prscrptn filled, TRN:like service.....	408
S03Y13F	- prscrptn filled, TRN:better information/instructions.....	408
S03Y13G	- prscrptn filled, TRN:MTF phrmcy doesn't have the medication.....	409
S03Y13H	- prscrptn filled, TRN:trust fill correctly.....	409
S03Y14	- Rating of TRN pharmacy where prescription filled.....	410
S03Y15	- In last 90 days:prscrptn filled at Non-network civilian(NNC) phrmcy.....	411
S03Y16	- In last 90 days:Info. rcvd about new prscrptn medcn, NNC.....	411
S03Y17	- In last 90 days:filed claims for NNC filled prscrptns.....	412
S03Y18A	- claim problems, NNC:none.....	412
S03Y18B	- claim problems, NNC:instrctn difficult.....	413
S03Y18C	- claim problems, NNC:dfcult obtaining form.....	413
S03Y18D	- claim problems, NNC:>20 days to process.....	414
S03Y19A	- prscrptn filled, NNC:other health insurance.....	414
S03Y19B	- prscrptn filled, NNC:traveling.....	415
S03Y19C	- prscrptn filled, NNC:not conveniently located.....	415
S03Y19D	- prscrptn filled, NNC:in network?.....	416
S03Y19E	- prscrptn filled, NNC:prefer non-network pharmacy.....	416
S03Y19F	- prscrptn filled, NNC:difference unknown.....	417
S03Y20	- Rating of NNC pharmacy where prescription filled.....	417
S03Y21	- In lst 90 dys:prscrptn filled at Tricare mail order(TMO) phrmcy.....	418
S03Y22	- In lst 90 dys:How oftn filled prscrptn wait <=14dys, TMO.....	419
S03Y23	- In last 90 days:Order refills via Express Scripts website(ESW).....	419
S03Y24	- In last 90 days:Problem ordering refills via ESW.....	420
S03Y25	- Rating of Tricare mail order pharmacy.....	420
S03G01	- Current mobilizd member of Natl Guard/Resv, or family member.....	421
S03G02	- Before rsvst famly member was mobilized:covrd by civilian health insurance.....	422
S03G03	- Reservist employer pay all/part of your civilian health insurance premium.....	422
S03G04	- Describe coverage:TRICARE/Civilian.....	423

S03G05	- Problem getting info about TRICARE benefits when reservist in family is mobilized	423
S03G06	- Personal Dr/Nurse is a member of TRICARE's Civilian network	424
S03G07	- Since reservist mobilzd:more difficult to see personal doctor you want to see.	424
S03G08	- Since reservist mobilzd:more difficult to see specialist you want to see.....	425
S03G09	- Before your currnt mobilization: Were you covered by civilian health insurance	425
S03G10	- Have you kept your civilian insurance coverage	426
S03G11	- Your employer now pays all/part of your civilian health insurance premium.....	426
S03G12	- For which operation are you or the reservist in family currently mobilizd.....	427
S03G13	- When were you or the reservist in your family mobilized for this operation	427
S03G14	- How long did the initial mobilization orders state the mobilization would last ...	428

NRC SURVEY FIELDING VARIABLES

FLAG_FIN	- Final Disposition	428
DUPFLAG	- Multiple Response Indicator	429
ONTIME	- Responded Within 8 weeks of Mail-Out.....	429
TRICKDUP	- Ontime and after fielding period indicator	430
WEB	- Web survey indicator	430

CODING SCHEME FLAGS AND COUNTS

N1	- Coding Scheme Note 1	431
N2	- Coding Scheme Note 2	431
N3	- Coding Scheme Note 3	432
N3A	- Coding Scheme Note 3A	432
N4	- Coding Scheme Note 4	433
N5	- Coding Scheme Note 5	433
N5A	- Coding Scheme Note 5A	434
N6	- Coding Scheme Note 6	434
N7	- Coding Scheme Note 7	435
N8	- Coding Scheme Note 8	435
N9	- Coding Scheme Note 9	436
N9A	- Coding Scheme Note 9A	436
N9B	- Coding Scheme Note 9B	437
N9C	- Coding Scheme Note 9C	437
N9D	- Coding Scheme Note 9D	438
N9E	- Coding Scheme Note 9E	438
N9F	- Coding Scheme Note 9F	439
N9G	- Coding Scheme Note 9G	439
N9H	- Coding Scheme Note 9H	440
N9I	- Coding Scheme Note 9I	440
N9J	- Coding Scheme Note 9J	441
N9K	- Coding Scheme Note 9K	441
N9L	- Coding Scheme Note 9L	442
N10	- Coding Scheme Note 10	442
N12	- Coding Scheme Note 12	443
N13	- Coding Scheme Note 13	443
N14	- Coding Scheme Note 14	444
N15	- Coding Scheme Note 15	444
N16	- Coding Scheme Note 16	445
N17	- Coding Scheme Note 17	445
N18	- Coding Scheme Note 18	446
N18A	- Coding Scheme Note 18A	446
N18B	- Coding Scheme Note 18B	447
N18C	- Coding Scheme Note 18C	447
N18D	- Coding Scheme Note 18D	448
N19	- Coding Scheme Note 19	448
N19A	- Coding Scheme Note 19A	449
N20A	- Coding Scheme Note 20A	450
N20B	- Coding Scheme Note 20B	450

N20C	- Coding Scheme Note 20C	451
N20D	- Coding Scheme Note 20D	452
N21	- Coding Scheme Note 21	452
N22	- Coding Scheme Note 22	453
N23	- Coding Scheme Note 23	453
MISS_1	- Count of: Violates Skip Pattern	454
MISS_4	- Count of: Incomplete grid error	454
MISS_5	- Count of: Scalable response of Don't know	454
MISS_6	- Count of: Not applicable - valid skip	455
MISS_7	- Count of: Out-of-range error	456
MISS_8	- Count of: Multiple response error.....	457
MISS_9	- Count of: No response - invalid skip	458
MISS_TOT	- Total number of missing responses.....	460
CONSTRUCTED VARIABLES		
FNSTATUS	- Final Status	461
KEYCOUNT	- Number of Key Questions Answered	462
QUARTER	- Survey Quarter.....	462
XENRLLMT	- Enrollment in TRICARE Prime.....	463
XENR_PCM	- Enrollment by PCM type.....	464
XINS_COV	- Insurance Coverage.....	464
XREGION	- Region.....	465
XCATCH	- Catchment Area (Reporting)	466
CONUS	- CONUS/OCONUS Indicator	475
OUTCATCH	- Out of Catchment Area Indicator	475
XSEXA	- Male or Female (Recode)	477
XBNFGRP	- Constructed Beneficiary Group	477
KDISENRL	- Intention to disenroll	478
KMILOFFC	- Office wait of 15 min or more at Military facility.....	478
KCIVOFFC	- Office wait of 15 min or more at Civilian facility	479
KBGPRB1	- Big problem getting referrals to specialist	479
KBGPRB2	- Big problem getting necessary care.....	480
KMILOPQY	- Outpatient visits to Military facility	480
KCIVOPQY	- Outpatient visits to Civilian facility	481
KCIVINS	- Beneficiary covered by civilian insurance.....	481
KPRSCPTN	- 7 or more civilian prescriptions filled by military pharmacy	482
KBRSTCR	- Women age 40 and over ever had mammogram and breast exam	482
HP_PRNTL	- Pregnant in last year received care in 1st trimester	483
HP_MAMOG	- Women age 40 and over mammography in past 2 years	483
HP_MAM50	- Women age 50 and over mammography in past 2 years	484
HP_PAP	- All women Pap smear in last 3 years	484
HP_BP	- Blood pressure check in last 2 years know results	485
HP_FLU	- Age 65 and older flu shot in last 12 months.....	485
HP_PROS	- Men age 50 or over prostate exam in last 12 months	486
HP_GP	- General physical exam in last 12 months	486
HP_BRST	- Women age 40 and over breast exam in last 12 months	487
HP_CHOL	- Cholesterol screening in last 5 years	487
HP_SMOKE	- Advised to quit smoking in last 12 months.....	488
HP_SMOKH	- Smoker under HEDIS definition.....	488
HP_CESS	- Had smoking cessation counseling.....	489
WEIGHTS		
ADJ_CELL	- Adjusted STRATUM cell	489
BWT	- Basic Sampling Weight.....	500
WRWT	- Final Weight.....	500

PAGE IS INTENTIONALLY LEFT BLANK TO ALLOW FOR DOUBLE-SIDED COPYING

Alphabetical Table of Variables

		Page
ANNUAL FREQUENCIES		
ADJ_CELL	- Adjusted STRATUM cell	235
BWT	- Basic Sampling Weight.....	242
CACSMPL	- Catchment Area.....	102
CONUS	- CONUS/OCONUS Indicator	228
CWRWT	- Combined Annual Final Weight	242
DAGEQY	- Age at time of data collection.....	122
DBENCAT	- Beneficiary Category.....	123
DCATCH	- Catchment Area.....	106
DMEDELG	- Medical Privilege Code	123
DMIS_ID	- DMIS ID	109
DSPONSVC	- Derived Sponsor Branch of Service.....	123
DUPFLAG	- Multiple Response Indicator.....	200
E1	- Eligibility indicator for period = 1	118
E10	- Eligibility indicator for period = 10	120
E11	- Eligibility indicator for period = 11	120
E12	- Eligibility indicator for period = 12	120
E2	- Eligibility indicator for period = 2	118
E3	- Eligibility indicator for period = 3	118
E4	- Eligibility indicator for period = 4	119
E5	- Eligibility indicator for period = 5	119
E6	- Eligibility indicator for period = 6	119
E7	- Eligibility indicator for period = 7	119
E8	- Eligibility indicator for period = 8	119
E9	- Eligibility indicator for period = 9	120
ENBGSMPL	- Enrollment by beneficiary category.....	104
FIELDAGE	- Age at start of fielding period	125
FLAG_FIN	- Final Disposition.....	200
FNSTATUS	- Final Status	221
H03001	- Are you the person listed on envelope.....	127
H03002A	- Health plan(s) covered: TRICARE Prime	127
H03002C	- Health plan(s) covered: TRICARE Ext/Std	127
H03002F	- Health plan(s) covered: MEDICARE	127
H03002G	- Health plan(s) covered: FEHBP.....	127
H03002H	- Health plan(s) covered: Medicaid	128
H03002I	- Health plan(s) covered: Civilian HMO	128
H03002J	- Health plan(s) covered: Other civilian	128
H03002K	- Health plan(s) covered: USFHP.....	128
H03002L	- Health plan(s) covered: Not sure	128
H03002M	- Health plan(s) covered: Veterans	129
H03002N	- Health plan(s) covered: TRICARE Plus.....	129
H03002O	- Health plan(s) covered: TRICARE For Life.....	129
H03003	- Currently Covered Medicare Part A	129
H03004	- Currently Covered Medicare Part B	130
H03005	- Currently Covered Medicare Supplemental	130
H03006	- Which health plan did you use most in the past 12 months?.....	131
H03007	- Years in a row with health plan	131
H03008	- When joined health plan received new personal Doctor.....	132
H03009	- Health plan: problem to get a personal doctor or nurse you are happy with.....	132
H03010	- Have one person you think of as personal doctor.....	132
H03011	- Rating of your personal doctor or nurse.....	133

H03012	- In last year: you or a doctor or nurse think you needed to see a specialist	133
H03013	- In last year: how much of a problem to get a referral to see a specialist.....	133
H03014	- In last year: did you see a specialist	134
H03015	- Rating of specialist seen in last year.....	134
H03016	- In last year: specialist saw was the same as personal doctor	134
H03017	- In last year: called a doctor's office or clinic during regular office hours to get help or advice for yourself	135
H03018	- In last year: when you called during regular office hours how often got help or advice you needed	135
H03019	- In last year: made any appointment for regular or routine health care	135
H03020	- In last year: how often made appointments for regular or routine health care as soon as you wanted	136
H03021	- In last year: days between appointment for regular or routine care and actually seeing a provider.....	136
H03022	- In last year: illness/injury needed care right away.....	136
H03023	- In last year: when needed care right away for an illness or injury got care as soon as wanted	137
H03024	- In last year: wait between trying to get care and actually seeing a provider for an illness or injury.....	137
H03025	- In last year: times went to an emergency room for own care	138
H03026	- In last year: times went to a doctors office or clinic for yourself (not counting times went to an emergency room).....	138
H03027	- In last year: problem to get necessary care	138
H03028	- In last year: problem with delays in healthcare while waiting for approval from health plan.....	139
H03029	- In last year: wait more than 15 minutes past appointment time to see a doctor.....	139
H03030	- In last year: how often office staff at a doctor's office or clinic treat you with courtesy and respect.....	139
H03031	- In last year: how often office staff at a doctor's office or clinic as helpful as expected.....	140
H03032	- In last year: how often doctors or other health providers listen carefully to you.....	140
H03033	- In last year: how often doctors or other health providers explain things in way you could understand.....	141
H03034	- In last year: how often doctors or other health providers show respect for what you had to say	141
H03035	- In last year: how often doctors or other health providers spend enough time with you	142
H03036	- Rating of all healthcare in last year	142
H03037	- In last year: prescriptions that were written by a civilian provider but were filled at a military pharmacy	143
H03038	- In last year: facility used most for health care.....	143
H03039	- In last year: sent in any claims to your health plan	143
H03040	- In last year: health plan handled claims in a reasonable time	144
H03041	- In last year: how often health plan handled claims correctly.....	144
H03042	- In last year: before went for care knew amount to pay	145
H03043	- In last year: look for any information in written materials from health plan	145
H03044	- In last year: problem to find or understand information in the written materials	145
H03045	- In last year: called health plan's customer service to get information or help.....	146
H03046	- In last year: problem to get the help you needed when called health plan's customer service.....	146
H03047	- Called or written health plan with a complaint or problem	146
H03048	- How long for health plan to resolve complaint	147
H03049	- Complaint or problem settled to satisfaction.....	147
H03050	- In last year: have any experiences with paperwork for your health plan.....	147
H03051	- In last year: how much problem with paperwork for your health plan	148
H03052	- Rating of all experience with health plan	148
H03053	- In next year: likely to disenroll in TRICARE Prime.....	149
H03054	- Not sick/pregnant: last medical or physical exam or checkup	149

H03055	- Blood pressure: when last reading.....	149
H03056	- Blood pressure: know if blood pressure is too high or not.....	150
H03057	- When did you last have a cholesterol screening	150
H03058	- When did you last have a flu shot.....	150
H03059	- Smoked at least 100 cigarettes in life	151
H03060	- Smoke everyday, some days, or not at all.....	151
H03061	- How long since you quit smoking.....	151
H03062	- Last year: number of visits advised to quit smoking	152
H03063	- Are you male or female.....	152
H03064	- Male: Last prostate disease exam or blood test	152
H03065	- Female: Last have a Pap smear test	153
H03066	- Female: Are you under age 40	153
H03067	- Female: Last time breasts checked mammography.....	153
H03068	- Female: Last time breast exam by professional	154
H03069	- Female: Been pregnant in last year or pregnant now	154
H03070	- Female: In what trimester is your pregnancy	154
H03071	- Female: Trimester first received prenatal care	155
H03072	- In general how would you rate your overall health	155
H03073	- Limited in any way in any activities because of any impairment or health problem	155
H03074	- Last 30 days: Number of Days when your physical health not good	156
H03075	- Last 30 days: Number of Days when your mental health not good	157
H03076	- Last 30 days: Number of Days when poor physical/mental health kept you from doing usual activities	158
H03077	- Last 30 days: Number of Days when pain made it hard to do your usual activities	159
H03078	- Last 30 days: Number of Days when you have felt sad, blue, or depressed	160
H03079	- Last 30 days: Number of Days when you have felt worried, tense or anxious	161
H03080	- Last 30 days: Number of Days when you did not get enough rest or sleep.....	162
H03081	- Last 30 days: Number of Days when you have felt very healthy and full of energy	163
H03082	- Are you Spanish/Hispanic/Latino	164
HP_BP	- Blood pressure check in last 2 years know results	233
HP_BRST	- Women age 40 and over breast exam in last 12 months	234
HP_CESS	- Had smoking cessation counseling	235
HP_CHOL	- Cholesterol screening in last 5 years	234
HP_FLU	- Age 65 and older flu shot in last 12 months.....	233
HP_GP	- General physical exam in last 12 months	233
HP_MAM50	- Women age 50 and over mammography in past 2 years.....	232
HP_MAMOG	- Women age 40 and over mammography in past 2 years.....	232
HP_PAP	- All women Pap smear in last 3 years.....	232
HP_PRNTL	- Pregnant in last year received care in 1st trimester.....	232
HP_PROS	- Men age 50 or over prostrate exam in last 12 months	233
HP_SMOKE	- Advised to quit smoking in last 12 months.....	234
HP_SMOKH	- Smoker under HEDIS definition.....	234
KBGPRB1	- Big problem getting referrals to specialist.....	230
KBGPRB2	- Big problem getting necessary care.....	230
KBRSTCR	- Women age 40 and over ever had mammogram and breast exam.....	231
KCIVINS	- Beneficiary covered by civilian insurance	231
KCIVOFFC	- Office wait of 15 min or more at Civilian facility	230
KCIVOPQY	- Outpatient visits to Civilian facility	231
KDISENRL	- Intention to disenroll.....	229
KEYCOUNT	- Number of Key Questions Answered.....	221
KMILOFFC	- Office wait of 15 min or more at Military facility.....	229
KMILOPQY	- Outpatient visits to Military facility	230
KPRSCPTN	- 7 or more civilian prescriptions filled by military pharmacy	231
LEGDDSCD	- DDS Code.....	122
MBRRELCD	- Member Relationship Code	124

MEDTYPE	- Medicare Type	124
MISS_1	- Count of: Violates Skip Pattern	216
MISS_4	- Count of: Incomplete grid error	216
MISS_5	- Count of: Scalable response of Don't know	216
MISS_6	- Count of: Not applicable - valid skip	217
MISS_7	- Count of: Out-of-range error	218
MISS_8	- Count of: Multiple response error	218
MISS_9	- Count of: No response - invalid skip	219
MISS_TOT	- Total number of missing responses	220
MPCSMPL	- Military Personnel Category	105
MPRID	- Unique MPR Identifier	93
MRTLSTAT	- Marital Status	121
N1	- Coding Scheme Note 1	201
N10	- Coding Scheme Note 10	209
N12	- Coding Scheme Note 12	209
N13	- Coding Scheme Note 13	209
N14	- Coding Scheme Note 14	210
N15	- Coding Scheme Note 15	210
N16	- Coding Scheme Note 16	210
N17	- Coding Scheme Note 17	211
N18	- Coding Scheme Note 18	211
N18A	- Coding Scheme Note 18A	211
N18B	- Coding Scheme Note 18B	212
N18C	- Coding Scheme Note 18C	212
N18D	- Coding Scheme Note 18D	212
N19	- Coding Scheme Note 19	213
N19A	- Coding Scheme Note 19A	213
N2	- Coding Scheme Note 2	201
N20A	- Coding Scheme Note 20A	214
N20B	- Coding Scheme Note 20B	214
N20C	- Coding Scheme Note 20C	214
N20D	- Coding Scheme Note 20D	215
N21	- Coding Scheme Note 21	215
N22	- Coding Scheme Note 22	215
N23	- Coding Scheme Note 23	216
N3	- Coding Scheme Note 3	202
N3A	- Coding Scheme Note 3A	202
N4	- Coding Scheme Note 4	202
N5	- Coding Scheme Note 5	203
N5A	- Coding Scheme Note 5A	203
N6	- Coding Scheme Note 6	203
N7	- Coding Scheme Note 7	204
N8	- Coding Scheme Note 8	204
N9	- Coding Scheme Note 9	204
N9A	- Coding Scheme Note 9A	205
N9B	- Coding Scheme Note 9B	205
N9C	- Coding Scheme Note 9C	205
N9D	- Coding Scheme Note 9D	206
N9E	- Coding Scheme Note 9E	206
N9F	- Coding Scheme Note 9F	206
N9G	- Coding Scheme Note 9G	207
N9H	- Coding Scheme Note 9H	207
N9I	- Coding Scheme Note 9I	207
N9J	- Coding Scheme Note 9J	208
N9K	- Coding Scheme Note 9K	208
N9L	- Coding Scheme Note 9L	208
NHFF	- Stratum Sample Size	105
ONTIME	- Responded Within 8 weeks of Mail-Out	200

OUTCATCH	- Out of Catchment Area Indicator	228
PATCAT	- Aggregated Beneficiary Category	124
PCM	- Primary Manager Code (Civilian or Military)	122
PNLCATCD	- Personnel Category Code (Duty Status).....	125
PNSEXCD	- Person Gender.....	122
QUARTER	- Survey Quarter.....	221
RACEETHN	- Race/Ethnic Code	121
S03B01	- In last year: Number briefings on TRICARE eligibility, benefits, services offered at your MTF	166
S03C01	- General Doctor, specialist, physician assistant, or nurse	173
S03C02	- Months/years been going to personal Doctor	173
S03C03	- Physical or mental condition that interferes with your work	173
S03C04	- Doctor undrstrnds how your health problems affect your daily life.....	174
S03C05	- In last year: # of times you went to a specialist.....	174
S03C06	- In last year were any decisions made about your health care	174
S03C07	- In last year: involved as much as you wanted with your health care decisions	175
S03C08	- In last year: how much of a problem to agree on best care	175
S03C09	- In last year: did you need special medical equipment	175
S03C10	- In last year: How much of a problem was it to get special medical equipment.....	176
S03C11	- In last year: did you need special therapy.....	176
S03C12	- In last year: how much of a problem was it to get special therapy.....	176
S03C13	- In last year: did you need home health care or assistance.....	177
S03C14	- In last year: how much of a problem to get care or assistance needed.....	177
S03C15	- Need help with personal care needs.....	177
S03C16	- Need help with routine needs	177
S03C17	- Physical or mental condition that interferes with independence	178
S03C18	- Rating of equipment, services, or help provided.....	178
S03C19	- In last year: patient overnight or longer.....	178
S03C20	- Have a Physical or mental condition that has lasted 3 months.....	179
S03C21	- In last year: seen Doctor more than twice for condition lasting > 3 months.....	179
S03C22	- Taking prescription medications for at least 3 months	179
S03F01	- In last year: Healthcare received at military facility (MTF)	166
S03F02	- MTF physical condition vs civilian healthcare facilities	167
S03G01	- Current mobilzsd member of Natl Guard/Resv, or family member.....	195
S03G02	- Before rsvst famly member was mobilized:covrd by civilian health insurance	196
S03G03	- Reservist employer pay all/part of your civilian health insurance premium	196
S03G04	- Describe coverage:TRICARE/Civilian.....	196
S03G05	- Problem getting info about TRICARE benefits when reservist in family is mobilized	197
S03G06	- Personal Dr/Nurse is a member of TRICARE's Civilian network.....	197
S03G07	- Since reservist mobilzd:more difficult to see personal doctor you want to see.....	197
S03G08	- Since reservist mobilzd:more difficult to see specialist you want to see.....	198
S03G09	- Before your currnt mobilzation: Were you covered by civilian health insurance.....	198
S03G10	- Have you kept your civilian insurance coverage	198
S03G11	- Your employer now pays all/part of your civilian health insurance premium.....	199
S03G12	- For which operation are you or the reservist in family currently mobilzd.....	199
S03G13	- When were you or the reservist in your family mobilized for this operation	199
S03G14	- How long did the initial mobilization orders state the mobilization would last	200
S03O01	- Female: Saw same doctor or midwife for the majority of your prenatal visits.....	167
S03O02	- Female: Doctor/midwife encouraged you to include family members to help prepare for baby's arrival.....	167
S03O03	- Female: Problem for you to make appointments for prenatal visits.....	168
S03O04	- Female: Did you try to get training to prepare for breastfeeding.....	168
S03O05	- Female: Rate the training for breastfeeding that you received	168
S03O06	- Female: Physician or midwife worked with you to develop a birth plan	169
S03R01	- In last year: Prescriptions filled at military pharmacy	169
S03R02	- Rating of customer service at military pharmacy	169
S03R03	- In last year: Discussed medication and treatment with military pharmacist.....	170

S03R04	- In last year: Time waited for filled prescription at military pharmacy.....	170
S03V01	- In last year: Amount of healthcare from TRICARE civilian network(TCN).....	170
S03V02	- In last year: Problem getting wanted healthcare from TCN	171
S03V03	- In last year: Problem finding convenient doctor from TCN	171
S03V04	- In last year: Problem finding convenient TCN lab or x-ray facility.....	171
S03V05	- In last year: Learn physician whom you wanted to see left TCN	172
S03V06	- In last year: Problem finding convenient doctor from TCN	172
S03V07	- In last year: Problem finding specialist in Civilian network.....	172
S03Y01	- In last 90 days: Have you filled a prescription.....	179
S03Y02	- Distance traveled, home to MTF pharmacy.....	180
S03Y03	- In last 90 days:Prscrptn filled at MTF pharmacy.....	180
S03Y04	- In last 90 days:Info. rcvd about new prscrptn medcn, MTF	181
S03Y05	- In last 90 days:How oftn filled prscrptn wait is >30min, MTF	181
S03Y06A	- prscrptn filled, MTF:There for medical appointment.....	181
S03Y06B	- prscrptn filled, MTF:Visiting Military installation for other reason.....	182
S03Y06C	- prscrptn filled, MTF:Conveniently located.....	182
S03Y06D	- prscrptn filled, MTF:Pharmacy has free prscrptn drugs.....	182
S03Y06E	- prscrptn filled, MTF:I like service	182
S03Y06F	- prscrptn filled, MTF:My doctor recommended MTF pharmacy.....	183
S03Y06G	- prscrptn filled, MTF:Better information and instructions	183
S03Y06H	- prscrptn filled, MTF:Trust prscrptn filled correctly.....	183
S03Y07	- Rating of MTF pharmacy where prscrptn is filled	184
S03Y08	- Dist:home, work to TRICARE retail network(TRN) pharmacy	184
S03Y09	- In last 90 days:prescription filled at TRN pharmacy.....	185
S03Y10	- In last 90 days:Info. rcvd about new prscrptn medcn, TRN	185
S03Y11	- In last 90 days:How oftn filled prscrptn wait is >30min, TRN.....	186
S03Y12	- In last 90 days:TRN filled prescription, taken >=90 days.....	186
S03Y13A	- prscrptn fild, TRN:Don't know how get drugs thru mail order phrmcy	186
S03Y13B	- prscrptn filled, TRN:Not comfortable getting drugs by mail	187
S03Y13C	- prscrptn filled, TRN:Conveniently located.....	187
S03Y13D	- prscrptn filled, TRN:Mail order phrmcy doesn't have needed medctn	187
S03Y13E	- prscrptn filled, TRN:like service	187
S03Y13F	- prscrptn filled, TRN:better information/instructions.....	188
S03Y13G	- prscrptn filled, TRN:MTF phrmcy doesn't have the medication	188
S03Y13H	- prscrptn filled, TRN:trust fill correctly	188
S03Y14	- Rating of TRN pharmacy where prescription filled	189
S03Y15	- In last 90 days:prscrptn filled at Non-network civilian(NNC) phrmcy	189
S03Y16	- In last 90 days:Info. rcvd about new prscrptn medcn, NNC.....	190
S03Y17	- In last 90 days:filed claims for NNC filled prscrptns.....	190
S03Y18A	- claim problems, NNC:none.....	190
S03Y18B	- claim problems, NNC:instrctn difficult.....	191
S03Y18C	- claim problems, NNC:dffcult obtaining form	191
S03Y18D	- claim problems, NNC:>20 days to process.....	191
S03Y19A	- prscrptn filled, NNC:other health insurance	191
S03Y19B	- prscrptn filled, NNC:traveling	192
S03Y19C	- prscrptn filled, NNC:not conveniently located	192
S03Y19D	- prscrptn filled, NNC:in network?	192
S03Y19E	- prscrptn filled, NNC:prefer non-network pharmacy.....	192
S03Y19F	- prscrptn filled, NNC:difference unknown	193
S03Y20	- Rating of NNC pharmacy where prescription filled	193
S03Y21	- In lst 90 dys:prscrptn filled at Tricare mail order(TMO) phrmcy.....	193
S03Y22	- In lst 90 dys:How oftn filled prscrptn wait <=14dys, TMO	194
S03Y23	- In last 90 days:Order refills via Express Scripts website(ESW).....	194
S03Y24	- In last 90 days:Problem ordering refills via ESW	194
S03Y25	- Rating of Tricare mail order pharmacy	195
SERVAFF	- Service Affiliation	121
SERVAREA	- Service Area	105
SEXSMPL	- Sex Sampling Variable.....	93

SRAGE	- What is your age now?	166
SREDA	- Highest grade completed.....	164
SRRACEA	- Race: White	164
SRRACEB	- Race: Black or African American	165
SRRACEC	- Race: American Indian or Alaska Native	165
SRRACED	- Race: Asian.....	165
SRRACEE	- Race: Native Hawaiian/other Pacific Islanders	165
STRATUM	- Sampling STRATUM	93
SVCSMPL	- Branch of Service Sampling Variable	93
TRICKDUP	- Ontime and after fielding period indicator	201
WEB	- Web survey indicator	201
WRWT	- Final Weight.....	242
XBNFGRP	- Constructed Beneficiary Group.....	229
XCATCH	- Catchment Area (Reporting).....	223
XENR_PCM	- Enrollment by PCM type	222
XENRLLMT	- Enrollment in TRICARE Prime.....	222
XINS_COV	- Insurance Coverage.....	222
XREGION	- Region.....	223
XSEXA	- Male or Female (Recode)	229

QUARTERLY FREQUENCIES

ADJ_CELL	- Adjusted STRATUM cell	489
BWT	- Basic Sampling Weight.....	500
CACSMPL	- Catchment Area	258
CONUS	- CONUS/OCONUS Indicator	475
DAGEQY	- Age at time of data collection	292
DBENCAT	- Beneficiary Category	293
DCATCH	- Catchment Area	264
DMEDELG	- Medical Privilege Code	294
DMIS_ID	- DMIS ID.....	269
DSPONSVC	- Derived Sponsor Branch of Service.....	294
DUPFLAG	- Multiple Response Indicator.....	429
E1	- Eligibility indicator for period = 1	284
E10	- Eligibility indicator for period = 10	287
E11	- Eligibility indicator for period = 11	288
E12	- Eligibility indicator for period = 12	288
E2	- Eligibility indicator for period = 2	284
E3	- Eligibility indicator for period = 3	284
E4	- Eligibility indicator for period = 4	285
E5	- Eligibility indicator for period = 5	285
E6	- Eligibility indicator for period = 6	286
E7	- Eligibility indicator for period = 7	286
E8	- Eligibility indicator for period = 8	286
E9	- Eligibility indicator for period = 9	287
ENBGSMPL	- Enrollment by beneficiary category	262
FIELDAGE	- Age at start of fielding period	297
FLAG_FIN	- Final Disposition.....	428
FNSTATUS	- Final Status	461
H03001	- Are you the person listed on envelope	299
H03002A	- Health plan(s) covered: TRICARE Prime.....	300
H03002C	- Health plan(s) covered: TRICARE Ext/Stnd	300
H03002F	- Health plan(s) covered: MEDICARE	301
H03002G	- Health plan(s) covered: FEHBP.....	301
H03002H	- Health plan(s) covered: Medicaid.....	302
H03002I	- Health plan(s) covered: Civilian HMO	302
H03002J	- Health plan(s) covered: Other civilian	303
H03002K	- Health plan(s) covered: USFHP.....	303

H03002L	- Health plan(s) covered: Not sure	304
H03002M	- Health plan(s) covered: Veterans	304
H03002N	- Health plan(s) covered: TRICARE Plus	305
H03002O	- Health plan(s) covered: TRICARE For Life.....	305
H03003	- Currently Covered Medicare Part A	306
H03004	- Currently Covered Medicare Part B	306
H03005	- Currently Covered Medicare Supplemental	307
H03006	- Which health plan did you use most in the past 12 months?.....	308
H03007	- Years in a row with health plan	309
H03008	- When joined health plan received new personal Doctor.....	309
H03009	- Health plan: problem to get a personal doctor or nurse you are happy with.....	310
H03010	- Have one person you think of as personal doctor.....	310
H03011	- Rating of your personal doctor or nurse.....	311
H03012	- In last year: you or a doctor or nurse think you needed to see a specialist	312
H03013	- In last year: how much of a problem to get a referral to see a specialist.....	312
H03014	- In last year: did you see a specialist.....	313
H03015	- Rating of specialist seen in last year	314
H03016	- In last year: specialist saw was the same as personal doctor	315
H03017	- In last year: called a doctor's office or clinic during regular office hours to get help or advice for yourself	315
H03018	- In last year: when you called during regular office hours how often got help or advice you needed	316
H03019	- In last year: made any appointment for regular or routine health care	316
H03020	- In last year: how often made appointments for regular or routine health care as soon as you wanted	317
H03021	- In last year: days between appointment for regular or routine care and actually seeing a provider.....	318
H03022	- In last year: illness/injury needed care right away.....	318
H03023	- In last year: when needed care right away for an illness or injury got care as soon as wanted	319
H03024	- In last year: wait between trying to get care and actually seeing a provider for an illness or injury.....	320
H03025	- In last year: times went to an emergency room for own care	321
H03026	- In last year: times went to a doctors office or clinic for yourself (not counting times went to an emergency room).....	322
H03027	- In last year: problem to get necessary care	323
H03028	- In last year: problem with delays in healthcare while waiting for approval from health plan.....	323
H03029	- In last year: wait more than 15 minutes past appointment time to see a doctor	324
H03030	- In last year: how often office staff at a doctor's office or clinic treat you with courtesy and respect.....	324
H03031	- In last year: how often office staff at a doctor's office or clinic as helpful as expected.....	325
H03032	- In last year: how often doctors or other health providers listen carefully to you	326
H03033	- In last year: how often doctors or other health providers explain things in way you could understand	327
H03034	- In last year: how often doctors or other health providers show respect for what you had to say	328
H03035	- In last year: how often doctors or other health providers spend enough time with you	329
H03036	- Rating of all healthcare in last year	330
H03037	- In last year: prescriptions that were written by a civilian provider but were filled at a military pharmacy	331
H03038	- In last year: facility used most for health care	331
H03039	- In last year: sent in any claims to your health plan.....	332
H03040	- In last year: health plan handled claims in a reasonable time.....	332
H03041	- In last year: how often health plan handled claims correctly.....	333

H03042	- In last year: before went for care knew amount to pay	334
H03043	- In last year: look for any information in written materials from health plan	334
H03044	- In last year: problem to find or understand information in the written materials	335
H03045	- In last year: called health plan's customer service to get information or help ...	335
H03046	- In last year: problem to get the help you needed when called health plan's customer service	336
H03047	- Called or written health plan with a complaint or problem.....	336
H03048	- How long for health plan to resolve complaint	337
H03049	- Complaint or problem settled to satisfaction	338
H03050	- In last year: have any experiences with paperwork for your health plan.....	338
H03051	- In last year: how much problem with paperwork for your health plan	339
H03052	- Rating of all experience with health plan.....	340
H03053	- In next year: likely to disenroll in TRICARE Prime	341
H03054	- Not sick/pregnant: last medical or physical exam or checkup	342
H03055	- Blood pressure: when last reading.....	342
H03056	- Blood pressure: know if blood pressure is too high or not	343
H03057	- When did you last have a cholesterol screening.....	343
H03058	- When did you last have a flu shot	344
H03059	- Smoked at least 100 cigarettes in life	344
H03060	- Smoke everyday, some days, or not at all	345
H03061	- How long since you quit smoking.....	345
H03062	- Last year: number of visits advised to quit smoking	346
H03063	- Are you male or female.....	346
H03064	- Male: Last prostate disease exam or blood test	347
H03065	- Female: Last have a Pap smear test	348
H03066	- Female: Are you under age 40.....	348
H03067	- Female: Last time breasts checked mammography.....	349
H03068	- Female: Last time breast exam by professional	350
H03069	- Female: Been pregnant in last year or pregnant now	350
H03070	- Female: In what trimester is your pregnancy	351
H03071	- Female: Trimester first received prenatal care	351
H03072	- In general how would you rate your overall health	352
H03073	- Limited in any way in any activities because of any impairment or health problem	352
H03074	- Last 30 days: Number of Days when your physical health not good.....	353
H03075	- Last 30 days: Number of Days when your mental health not good.....	355
H03076	- Last 30 days: Number of Days when poor physical/mental health kept you from doing usual activities	357
H03077	- Last 30 days: Number of Days when pain made it hard to do your usual activities.....	359
H03078	- Last 30 days: Number of Days when you have felt sad, blue, or depressed	361
H03079	- Last 30 days: Number of Days when you have felt worried, tense or anxious..	363
H03080	- Last 30 days: Number of Days when you did not get enough rest or sleep.....	365
H03081	- Last 30 days: Number of Days when you have felt very healthy and full of energy	367
H03082	- Are you Spanish/Hispanic/Latino	369
HP_BP	- Blood pressure check in last 2 years know results	485
HP_BRST	- Women age 40 and over breast exam in last 12 months	487
HP_CESS	- Had smoking cessation counseling.....	489
HP_CHOL	- Cholesterol screening in last 5 years	487
HP_FLU	- Age 65 and older flu shot in last 12 months	485
HP_GP	- General physical exam in last 12 months	486
HP_MAM50	- Women age 50 and over mammography in past 2 years	484
HP_MAMOG	- Women age 40 and over mammography in past 2 years	483
HP_PAP	- All women Pap smear in last 3 years	484
HP_PRNTL	- Pregnant in last year received care in 1st trimester	483
HP_PROS	- Men age 50 or over prostate exam in last 12 months	486
HP_SMOKE	- Advised to quit smoking in last 12 months.....	488

HP_SMOKH	- Smoker under HEDIS definition	488
KBGPRB1	- Big problem getting referrals to specialist	479
KBGPRB2	- Big problem getting necessary care	480
KBRSTCR	- Women age 40 and over ever had mammogram and breast exam	482
KCIVINS	- Beneficiary covered by civilian insurance	481
KCIVOFFC	- Office wait of 15 min or more at Civilian facility	479
KCIVOPQY	- Outpatient visits to Civilian facility	481
KDISENRL	- Intention to disenroll	478
KEYCOUNT	- Number of Key Questions Answered	462
KMILOFFC	- Office wait of 15 min or more at Military facility	478
KMILOPQY	- Outpatient visits to Military facility	480
KPRSCPTN	- 7 or more civilian prescriptions filled by military pharmacy	482
LEGDDSCD	- DDS Code	292
MBRRELCD	- Member Relationship Code	295
MEDTYPE	- Medicare Type	295
MISS_1	- Count of: Violates Skip Pattern	454
MISS_4	- Count of: Incomplete grid error	454
MISS_5	- Count of: Scalable response of Don't know	454
MISS_6	- Count of: Not applicable - valid skip	455
MISS_7	- Count of: Out-of-range error	456
MISS_8	- Count of: Multiple response error	457
MISS_9	- Count of: No response - invalid skip	458
MISS_TOT	- Total number of missing responses	460
MPCSMPL	- Military Personnel Category	262
MPRID	- Unique MPR Identifier	243
MRTLSTAT	- Marital Status	290
N1	- Coding Scheme Note 1	431
N10	- Coding Scheme Note 10	442
N12	- Coding Scheme Note 12	443
N13	- Coding Scheme Note 13	443
N14	- Coding Scheme Note 14	444
N15	- Coding Scheme Note 15	444
N16	- Coding Scheme Note 16	445
N17	- Coding Scheme Note 17	445
N18	- Coding Scheme Note 18	446
N18A	- Coding Scheme Note 18A	446
N18B	- Coding Scheme Note 18B	447
N18C	- Coding Scheme Note 18C	447
N18D	- Coding Scheme Note 18D	448
N19	- Coding Scheme Note 19	448
N19A	- Coding Scheme Note 19A	449
N2	- Coding Scheme Note 2	431
N20A	- Coding Scheme Note 20A	450
N20B	- Coding Scheme Note 20B	450
N20C	- Coding Scheme Note 20C	451
N20D	- Coding Scheme Note 20D	452
N21	- Coding Scheme Note 21	452
N22	- Coding Scheme Note 22	453
N23	- Coding Scheme Note 23	453
N3	- Coding Scheme Note 3	432
N3A	- Coding Scheme Note 3A	432
N4	- Coding Scheme Note 4	433
N5	- Coding Scheme Note 5	433
N5A	- Coding Scheme Note 5A	434
N6	- Coding Scheme Note 6	434
N7	- Coding Scheme Note 7	435
N8	- Coding Scheme Note 8	435
N9	- Coding Scheme Note 9	436

N9A	- Coding Scheme Note 9A	436
N9B	- Coding Scheme Note 9B	437
N9C	- Coding Scheme Note 9C	437
N9D	- Coding Scheme Note 9D	438
N9E	- Coding Scheme Note 9E	438
N9F	- Coding Scheme Note 9F.....	439
N9G	- Coding Scheme Note 9G	439
N9H	- Coding Scheme Note 9H	440
N9I	- Coding Scheme Note 9I.....	440
N9J	- Coding Scheme Note 9J.....	441
N9K	- Coding Scheme Note 9K	441
N9L	- Coding Scheme Note 9L.....	442
NHFF	- Stratum Sample Size	263
ONTIME	- Responded Within 8 weeks of Mail-Out.....	429
OUTCATCH	- Out of Catchment Area Indicator	475
PATCAT	- Aggregated Beneficiary Category	296
PCM	- Primary Manager Code (Civilian or Military).....	293
PNLCATCD	- Personnel Category Code (Duty Status).....	296
PNSEXCD	- Person Gender.....	291
QUARTER	- Survey Quarter.....	462
RACEETHN	- Race/Ethnic Code	291
S03B01	- In last year: Number briefings on TRICARE eligibility, benefits, services offered at your MTF	373
S03C01	- General Doctor, specialist, physician assistant, or nurse	384
S03C02	- Months/years been going to personal Doctor	385
S03C03	- Physical or mental condition that interferes with your work	385
S03C04	- Doctor undrstdnds how your health problems affect your daily life.....	386
S03C05	- In last year: # of times you went to a specialist.....	386
S03C06	- In last year were any decisions made about your health care	387
S03C07	- In last year: involved as much as you wanted with your health care decisions.	387
S03C08	- In last year: how much of a problem to agree on best care	388
S03C09	- In last year: did you need special medical equipment.....	388
S03C10	- In last year: How much of a problem was it to get special medical equipment.	389
S03C11	- In last year: did you need special therapy	389
S03C12	- In last year: how much of a problem was it to get special therapy.....	390
S03C13	- In last year: did you need home health care or assistance	390
S03C14	- In last year: how much of a problem to get care or assistance needed.....	391
S03C15	- Need help with personal care needs.....	391
S03C16	- Need help with routine needs.....	392
S03C17	- Physical or mental condition that interferes with independence	392
S03C18	- Rating of equipment, services, or help provided.....	393
S03C19	- In last year: patient overnight or longer.....	394
S03C20	- Have a Physical or mental condition that has lasted 3 months.....	394
S03C21	- In last year: seen Doctor more than twice for condition lasting > 3 months.....	395
S03C22	- Taking prescription medications for at least 3 months.....	395
S03F01	- In last year: Healthcare received at military facility (MTF)	373
S03F02	- MTF physical condition vs civilian healthcare facilities	374
S03G01	- Current mobilzd member of Natl Guard/Resv, or family member	421
S03G02	- Before rsvrst famly member was mobilized:covrd by civilian health insurance	422
S03G03	- Reservist employer pay all/part of your civilian health insurance premium.....	422
S03G04	- Describe coverage:TRICARE/Civilian.....	423
S03G05	- Problem getting info about TRICARE benefits when reservist in family is mobilized	423
S03G06	- Personal Dr/Nurse is a member of TRICARE's Civilian network.....	424
S03G07	- Since reservist mobilzd:more difficult to see personal doctor you want to see.	424
S03G08	- Since reservist mobilzd:more difficult to see specialist you want to see.....	425
S03G09	- Before your currnt mobilization: Were you covered by civilian health insurance	425

S03G10	- Have you kept your civilian insurance coverage	426
S03G11	- Your employer now pays all/part of your civilian health insurance premium.....	426
S03G12	- For which operation are you or the reservist in family currently mobilizd.....	427
S03G13	- When were you or the reservist in your family mobilized for this operation	427
S03G14	- How long did the initial mobilization orders state the mobilization would last ...	428
S03O01	- Female: Saw same doctor or midwife for the majority of your prenatal visits...	374
S03O02	- Female: Doctor/midwife encouraged you to include family members to help prepare for baby's arrival.....	375
S03O03	- Female: Problem for you to make appointments for prenatal visits.....	375
S03O04	- Female: Did you try to get training to prepare for breastfeeding.....	376
S03O05	- Female: Rate the training for breastfeeding that you received	376
S03O06	- Female: Physician or midwife worked with you to develop a birth plan	377
S03R01	- In last year: Prescriptions filled at military pharmacy	378
S03R02	- Rating of customer service at military pharmacy	378
S03R03	- In last year: Discussed medication and treatment with military pharmacist.....	379
S03R04	- In last year: Time waited for filled prescription at military pharmacy.....	380
S03V01	- In last year: Amount of healthcare from TRICARE civilian network(TCN).....	380
S03V02	- In last year: Problem getting wanted healthcare from TCN	381
S03V03	- In last year: Problem finding convenient doctor from TCN	381
S03V04	- In last year: Problem finding convenient TCN lab or x-ray facility.....	382
S03V05	- In last year: Learn physician whom you wanted to see left TCN	382
S03V06	- In last year: Problem finding convenient doctor from TCN	383
S03V07	- In last year: Problem finding specialist in Civilian network.....	383
S03Y01	- In last 90 days: Have you filled a prescription	396
S03Y02	- Distance traveled, home to MTF pharmacy	396
S03Y03	- In last 90 days:Prscrptn filled at MTF pharmacy.....	397
S03Y04	- In last 90 days:Info. rcvd about new prscrptn medcn, MTF	397
S03Y05	- In last 90 days:How oftn filled prscrptn wait is >30min, MTF	398
S03Y06A	- prscrptn filled, MTF:There for medical appointment	398
S03Y06B	- prscrptn filled, MTF:Visiting Military instalation for other reason.....	399
S03Y06C	- prscrptn filled, MTF:Conveniently located	399
S03Y06D	- prscrptn filled, MTF:Pharmacy has free prscrptn drugs.....	400
S03Y06E	- prscrptn filled, MTF:I like service	400
S03Y06F	- prscrptn filled, MTF:My doctor recommended MTF pharmacy.....	401
S03Y06G	- prscrptn filled, MTF:Better information and instructions	401
S03Y06H	- prscrptn filled, MTF:Trust prscrptn filled correctly.....	402
S03Y07	- Rating of MTF pharmacy where prscrptn is filled.....	402
S03Y08	- Dist:home, work to TRICARE retail network(TRN) pharmacy	403
S03Y09	- In last 90 days:prescription filled at TRN pharmacy.....	404
S03Y10	- In last 90 days:Info. rcvd about new prscrptn medcn, TRN	404
S03Y11	- In last 90 days:How oftn filled prscrptn wait is >30min, TRN	405
S03Y12	- In last 90 days:TRN filled prescription, taken >=90 days	405
S03Y13A	- prscrptn fild, TRN:Don't know how get drugs thru mail order phrmcy.....	406
S03Y13B	- prscrptn filled, TRN:Not comfortable getting drugs by mail	406
S03Y13C	- prscrptn filled, TRN:Conveniently located	407
S03Y13D	- prscrptn filled, TRN:Mail order phrmcy doesn't have needed medctn	407
S03Y13E	- prscrptn filled, TRN:like service	408
S03Y13F	- prscrptn filled, TRN:better information/instructions.....	408
S03Y13G	- prscrptn filled, TRN:MTF phrmcy doesn't have the medication	409
S03Y13H	- prscrptn filled, TRN:trust fill correctly	409
S03Y14	- Rating of TRN pharmacy where prescription filled.....	410
S03Y15	- In last 90 days:prscrptn filled at Non-network civilian(NNC) phrmcy	411
S03Y16	- In last 90 days:Info. rcvd about new prscrptn medcn, NNC.....	411
S03Y17	- In last 90 days:filed claims for NNC filled prscrptns.....	412
S03Y18A	- claim problems, NNC:none	412
S03Y18B	- claim problems, NNC:instrctn difficult	413
S03Y18C	- claim problems, NNC:dfcult obtaining form	413
S03Y18D	- claim problems, NNC:>20 days to process.....	414

S03Y19A	- prscrptn filled, NNC:other health insurance	414
S03Y19B	- prscrptn filled, NNC:traveling	415
S03Y19C	- prscrptn filled, NNC:not conveniently located	415
S03Y19D	- prscrptn filled, NNC:in network?	416
S03Y19E	- prscrptn filled, NNC:prefer non-network pharmacy.....	416
S03Y19F	- prscrptn filled, NNC:difference unknown.....	417
S03Y20	- Rating of NNC pharmacy where prescription filled	417
S03Y21	- In 1st 90 dys:prscrptn filled at Tricare mail order(TMO) phrmcy.....	418
S03Y22	- In 1st 90 dys:How oftn filled prscrptn wait <=14dys, TMO	419
S03Y23	- In last 90 days:Order refills via Express Scripts website(ESW).....	419
S03Y24	- In last 90 days:Problem ordering refills via ESW	420
S03Y25	- Rating of Tricare mail order pharmacy.....	420
SERVAFF	- Service Affiliation.....	289
SERVAREA	- Service Area.....	263
SEXSMPL	- Sex Sampling Variable.....	244
SRAGE	- What is your age now?	372
SREDA	- Highest grade completed	369
SRRACEA	- Race: White	370
SRRACEB	- Race: Black or African American	370
SRRACEC	- Race: American Indian or Alaska Native	371
SRRACED	- Race: Asian.....	371
SRRACEE	- Race: Native Hawaiian/other Pacific Islanders	372
STRATUM	- Sampling STRATUM.....	244
SVCSMPL	- Branch of Service Sampling Variable	243
TRICKDUP	- Ontime and after fielding period indicator	430
WEB	- Web survey indicator	430
WRWT	- Final Weight	500
XBNFGRP	- Constructed Beneficiary Group.....	477
XCATCH	- Catchment Area (Reporting)	466
XENR_PCM	- Enrollment by PCM type.....	464
XENRLLMT	- Enrollment in TRICARE Prime.....	463
XINS_COV	- Insurance Coverage.....	464
XREGION	- Region.....	465
XSEXA	- Male or Female (Recode)	477

PAGE IS INTENTIONALLY LEFT BLANK TO ALLOW FOR DOUBLE-SIDED COPYING

Chapter

1

Introduction

This Codebook and Users' Guide provides a tool for programmers and analysts to assist them in creating cross-tabulations and basic statistical estimates from the 2003 Adult Health Care Survey of DoD Beneficiaries (HCSDB). It is intended to facilitate users in creating tables and generating analyses above and beyond those associated with this project.

This version of the Codebook and User's Guide describes the annual data set. The combined annual data set combines responses from all four quarters and late arriving responses from surveys fielded in the first three quarters.

Users interested in recreating specific tables or charts from MPR's analytic report should refer to "The 2003 Health Care Survey of DoD Beneficiaries: Adult Technical Manual." That document defines the procedures required to reproduce the TRICARE Beneficiary Reports and charts presented in the Annual National Report, using HCSDB data.

This chapter explains how to use this guide, reviews the survey, briefly describes the sample design, and concludes with a list of other documents on the HCSDB data that may be useful for policymakers, administrators, and other users.

How to Use This Guide

Chapter 2 describes the database conventions and types of variables in the database. Furthermore, it explains the relationship between the raw survey data and the cleaned and constructed variables preferred for data analyses.

Chapter 3 provides table-making instructions in both SAS and SPSS and clearly demonstrates the basic computer programming code necessary to tabulate the data in SAS and the interactive steps involved in generating tables in SPSS (either statistical package may be used). While we assume that most users have some knowledge of computer systems and statistical processing, examples of how to create tables and the resulting output are provided in order to simplify the process of data tabulation. Due to the complexity of the sample design, we suggest that users interested in measuring the precision of their results use a statistical package capable of calculating standard errors for survey estimates, such as SUDAAN[™] or WesVar PC[®]. Sample programming code is included to estimate standard errors using appropriate methods to accommodate the complex sample design.

The codebook is presented in Chapter 4, where we describe each variable in the database, including a list of all possible values of the variable, weighted and unweighted frequency counts and percent occurrences for each value, and the values' interpretation or formatting. The codebook helps users assess the availability of certain measures, specify variables of interest, and identify all possible values of a variable. The variables are listed in the order of their position on the data file, and they are grouped by source as follows:

- Sampling variables used to place beneficiaries in the appropriate strata
- Information from the Defense Enrollment Eligibility Reporting System (DEERS) at the time of sampling

- Questionnaire responses: cleaned and recoded
- Variables created during the fielding of the survey
- Coding Scheme flags and missing value counts
- Constructed variables for analysis

In addition, users may refer to the Table of Variables, which follows directly after the Table of Contents, for an alphabetical quick-reference list intended to assist users in locating each variable.

Users interested in learning more about the technical aspects of the database creation, construction of new variables, or MPR's report production procedures may refer to "The 2003 Health Care Survey of DoD Beneficiaries: Adult Technical Manual," available from the TRICARE Management Activity Office.

What is the HCSDB?

The HCSDB is a health care survey of active duty military personnel, retirees, and their adult family members. It is comprised of an adult and a child survey, both fielded to a representative sample of beneficiaries. The adult survey is fielded every quarter, whereas the child survey is fielded only in the third quarter of each year. Results from each quarter are presented as a web-based report. The survey is sponsored by the Assistant Secretary of Defense (Health Affairs) [OASD (HA)], under authority of the National Defense Authorization Act for Fiscal Year 1993 (P.L. 102-484). The surveys collect data on beneficiaries' satisfaction with, and access to, health care, knowledge of the TRICARE system, and use of preventive and other health care services.

Fielded annually from 1994 to 2000, the HCSDB now is fielded quarterly and consists of a fixed core questionnaire complemented by quarterly supplements intended to address topics of emerging interest. Users should note that, prior to 2000, the title of the HCSDB corresponded to the reference year that respondents were asked to think about when responding to questions. For example, although the 2000 HCSDB was fielded in 2001, beneficiaries responded to questions according to the reference period 12 months prior. Under the current naming convention the survey title refers to the year the questionnaires are fielded, so, for example, this year's survey is the 2003 HSCDB. Users should further note that, due to this change, there is no survey with the title "2001" survey, even though the questionnaire has been administered continuously throughout each quarter of 2000 and 2002. The annotated questionnaire appears in Appendix A. A crosswalk between the 2003 questions and the questions from the 1994-1995, 1996, 1997, 1998, 1999, 2000, and 2002 surveys appears as Appendix B.

The HCSDB fixed questionnaire covers the following topics:

- **Health Plan.** This section collects data on TRICARE Prime enrollment and the use of supplemental insurance and/or other private insurance.
- **Your Personal Doctor or Nurse.** In this section, respondents are asked about their relationship with their personal doctor or nurse. They are asked to rate their personal doctor or nurse on a scale from 0 to 10, where 0 is the lowest rating and 10 is the highest rating.
- **Getting Health Care from a Specialist.** This section collects information about respondents' need for and access to care from specialists. Respondents rate the specialist that they see most frequently on a scale from 0 to 10, where 0 is the lowest rating and 10 is the highest rating.
- **Calling Doctors' Offices.** Questions in this section ask beneficiaries whether they were able to access care and obtain information by telephone from their doctor's office or clinic.
- **Your Health Care in the Last 12 Months.** This section collects information on where DoD beneficiaries received the majority of their care in the past 12 months, that is, from a military or

civilian facility. It also covers topics such as the availability of providers and their staff, convenience, and courtesy and respect shown by providers and their staff. For comparison purposes, the questions are similar in content and format to questions used in the Consumer Assessment of Health Plans Survey (CAHPS). CAHPS is a survey program sponsored by the Agency for Health Care Research and Quality, U.S. Department of Health and Human Service, and the Picker Institute, which is designed to monitor beneficiaries' satisfaction with their civilian health care plan and access to health care services.

- **Your Health Plan.** This section is designed to measure beneficiaries' satisfaction with their primary health plan. Respondents are asked to rate their health plan on a scale of 0 to 10 where 0 is the lowest rating and 10 is the highest rating. TRICARE Prime enrollees are asked about their satisfaction with Prime and about their likelihood of possibly disenrolling. Additionally, respondents are asked questions about any problems they may have encountered with claims processing, accessing and comprehending written materials, customer service, processing paperwork, and resolving complaints.
- **Your Preventive Health Care.** This section collects information on the use of preventive health care services, including blood pressure readings, cholesterol screening, and flu shots. All women are asked about Pap smears; women that are or have been pregnant within the past 12 months are questioned about prenatal care. Women age 40 and over are asked about mammography and breast examination by a health care professional. Men are asked about prostate examinations. All respondents are asked whether they smoke. Smokers are asked whether they have received smoking cessation counseling from a health care professional.
- **About You.** This section asks basic background and health status questions. Beneficiaries are asked how they view their general health, as well as the number of days in the past month they have felt their physical or mental health was not good. They are further asked to indicate how many days they have experienced more specific physical or mental health problems, and if these problems prevented them from performing usual activities. Finally, respondents are asked to report their education level, race, and age.

Quarter I Supplements

- **Military Pharmacy.** Questions in this supplement were used to assess the quality of service at military pharmacies. Questions measure respondents' satisfaction with wait time and interactions with the pharmacy staff.
- **Condition of Military Facilities.** This supplement asks beneficiaries to compare the physical condition of the military facility they used most often to civilian health care facilities in their area.
- **TRICARE Civilian Network.** These supplemental questions provide information about respondents' experiences with the TRICARE civilian network. Questions concern the amount of care received, problems getting wanted care, convenience of care, and physician retention within the TRICARE civilian network.
- **Briefings on TRICARE.** This supplement measures the number of times respondents received briefings on TRICARE eligibility, benefits, services, or claims processing and resolution.
- **Prenatal Care.** Questions in this supplement concern the prenatal care recently pregnant women received. Respondents were asked questions regarding continuity of care, access to appointments, and the quality of prenatal training.

Quarter II Supplements

- **Chronic conditions.** Questions in this supplemental concern the experience of beneficiaries with chronic health problems. Respondents are asked to describe their experiences obtaining special medical equipment, therapy, assistance and assess how well their condition has been managed.
- **TRICARE Civilian Network.** These supplemental questions provide information about respondents' experiences with the TRICARE civilian network. Questions concern the amount of care received, problems getting wanted care, convenience of care, and physician retention within the TRICARE civilian network.

Quarter III Supplements

- **Prescription Medicine.** Questions in this supplemental concern the experience of beneficiaries with filling prescriptions. Respondents are asked to describe their experiences filling prescriptions in military treatment facility pharmacies, TRICARE retail network pharmacies, non-network civilian pharmacies, and TRICARE mail order pharmacies.
- **TRICARE Civilian Network.** These supplemental questions provide information about respondents' experiences with the TRICARE civilian network. Questions concern the amount of care received, problems getting wanted care, convenience of care, and physician retention within the TRICARE civilian network.

Quarter IV Supplements

- **Reservists.** These supplemental questions concern coverage provided to National Guard and Reserves and their families.
- **TRICARE Civilian Network.** These supplemental questions provide information about respondents' experiences with the TRICARE civilian network. Questions concern the amount of care received, problems getting wanted care, convenience of care, and physician retention within the TRICARE civilian network.

Sample Design Overview

The sample of beneficiaries for the HCSDB was drawn from an extract file of the DEERS database of military health system (MHS) beneficiaries with a reference date. The DEERS extract file includes all eligible MHS beneficiaries as follows:

- Everyone in the Uniformed Services and on active duty (Army, Air Force, Navy, Marine Corps, Coast Guard, the Commissioned Corps of the Public Health Service, National Oceanic and Atmospheric Administration, Guard/Reserve personnel who are activated for a period in excess of 30 days, and other special categories of people who qualify for benefits)
- Those who retired from military careers
- Immediate family members of people in the previous two categories
- Surviving family members.

A stratified probability sample design was used to select DoD health care beneficiaries for all Quarters of the 2003 Adult HCSDB. Strata were defined by a combination of enrollment status groups, and beneficiary groups, and geographic areas. Specific information on the sample design appears in "2003

Health Care Survey of DoD Beneficiaries: Quarters 1 and 2 2003 Adult Sample Design”, Mathematica Policy Research, Washington, D.C.

We examined response rates to identify patterns across different domains or characteristics. While analysts prefer weighted rates that reflect the estimated proportion of respondents among all beneficiaries, operational staff is often interested in getting unweighted measures. All tables include unweighted and weighted values under columns headed “Unweighted” and “Weighted”, respectively. In the following, we focus on discussing unweighted response rates for domains of interest.

Table 1.1 below provides data regarding response rates for the 2003 Adult HCSDB for the fourth quarter, quarters 1-3 with the additional “trickle” responses, and the combined dataset by beneficiary groups, and by enrollment status.

- Overall: The overall unweighted response rate for the fourth quarter of 2003 Adult HCSDB was about 26 percent, down from 28 percent from the third quarter of 2003.
- Beneficiary group and enrollment status: Response rates across 2003 (with trickles), beneficiary groups and enrollment status are shown below. We achieved our highest response rate from beneficiaries 65 years and older and our lowest response rate from active duty beneficiaries.¹

Table 1.1

Response Rates Overall and by Enrollee Beneficiary Group: Quarters I- IV, 2003

	Q1 2003		Q2 2003		Q3 2003		Q4 2003		COMBINED	
	RR (%)	RR _w (%)	RR (%)	RR _w (%)	RR (%)	RR _w (%)	RR (%)	RR _w (%)	RR (%)	RR _w (%)
Overall	32.4	48.3	29.4	44.6	28.2	43.6	26.0	41.0	29.0	44.3
Active duty	19.5	18.3	16.5	15.8	15.9	15.1	14.2	13.6	16.5	15.6
Active duty family, enrollee	32.3	32.1	30.0	31.1	28.5	29.4	26.0	26.6	29.2	29.8
Active duty family, non-enrollee	22.2	24.9	21.0	23.2	19.3	21.3	18.1	19.6	20.2	22.1
Retired,<65,enrollee	59.1	60.8	54.9	56.1	52.7	55.8	48.7	51.1	53.8	55.8
Retired,<65,non-enrollee	49.3	53.1	43.5	45.9	43.8	47.5	39.9	43.0	44.2	47.4
Retired,65+	76.4	78.1	73.4	74.6	72.8	73.3	70.9	73.1	73.4	74.7

RR = Unweighted

RR_w = Weighted

For domains of special interest, Appendix F (Response Rate Tables) contains tables showing response rates and weighted response rates for Quarters I-IV and the combined annual dataset. Below we briefly summarize unweighted response rate results for selected domains, as follows: For domains of special interest, Appendix F contains tables showing response rates and weighted response rates for all four quarters and the combined annual dataset. We summarize results about response rates for selected domains as follows:

- Regions: Combined response rates across regions range from 13 percent for Western Pacific Command to 37 percent for Golden Gate (Table F.1).
- Sex: Combined response rate for men is 25 percent as compared to 34 percent for women. (Table F.2).

¹ However, response patterns vary considerably across beneficiary and enrollment groups. The relatively low level of response for active duty persons and their family members could be due to frequent relocations and our inability to receive new addresses in a timely manner.

- Conus: Combined response rate for CONUS is 32 percent as compared to 15 percent for OCONUS. (Table F.3).
- Catchment areas: Combined response rates across catchment areas range from 9 percent for Kadena AFB to 44 percent for Patrick AFB. (Table F.5).
- Beneficiary groups by sex: Women respond at a higher rate than men for both active duty and active duty family members, 20 percent versus 16 percent and 28 percent versus 15 percent, respectively. The opposite pattern emerges for retirees, survivors and family members 65 and older. The response rates for retirees less than 65 are virtually the same for men and women. (Table F.7).
- Beneficiary group by service affiliation (Army, Navy, Air Force, Marine Corps, Coast Guard): Among service affiliations, the smallest combined response rate comes from active duty in the Marine Corps with 10 percent and the largest from beneficiaries over 65 from the Air Force with 76 percent (Table F.8).

Other Documents on the 2003 HCSDB

This document is intended for programmers and analysts using the 2003 Adult HCSDB data. The following is a list of other documents that may be requested from the TRICARE Management Activity Office:

- 2003 Health Care Survey of DoD Beneficiaries: 2003 Adult Quarters 1 and 2 2003 Sampling Report
- The 2003 Health Care Survey of DoD Beneficiaries: Adult Technical Manual
- The Health Care Survey of DoD Beneficiaries: Annual Report

Description of the Adult HCSDB Database

This chapter presents the procedures for developing the database, and presents the database file layout.

Variable Naming Conventions

The conventions used to name variables on the 2003 Adult HCSDB data file are listed below and summarized in Table 2.1. The naming conventions will remain constant across the four quarters of the 2003 HCSDB.

- **Survey Variables.** Core survey variable names consist of up to eight alphanumeric characters that start with an alpha character ("H" for Adult survey variables), followed by a year designation ("03") and ending with three numbers and, if necessary, one alpha character to identify the relevant survey question. Recoded variables have the same names as on the survey. The original variables are suffixed with "_O"; these will not be on the public release file.
- **Supplemental Question Variables.** Each quarter, the questionnaire includes a battery of questions on specific health care topics concerning services offered to MHS beneficiaries. The supplements in the third quarter contained questions relating to military pharmacies, military facilities, TRICARE's civilian network and briefings on TRICARE eligibility. Like the core questions, supplemental questions also include eight alphanumeric characters; each variable begins with an "S" to distinguish it as a supplemental question, followed by the year designation ("03"). The variable ends with an alpha character and the question number in the supplemental series.
- **Self-Reported Data.** Defense Manpower Data Center (DMDC) standard demographic self-reporting variables on the adult survey are prefixed with "SR." Survey variables with this naming convention include SRRACEA-SRRACEE (race/ethnicity) and SREDA (education).
- **Coding Scheme Flags and Counts.** Coding Scheme flags, variables N1-N23, reference the notes in the Coding Scheme for Adult Survey. See Appendix C for more information. Coding Scheme counts are sums of missing value responses for each questionnaire; each of these variable names begins with the 4 characters "MISS".
- **Constructed Independent Variables.** Independent variables are prefixed with an "X." These include original survey variables modified as a result of data cleaning or recoding and newly constructed variables that did not previously exist on the survey file. For example, since the variable SRSEX was modified as a result of data cleaning and recoding, it was renamed XSEXA.
- **Constructed Dependent Variables.** Dependent variables are given different prefixes depending on function. Healthy People 2010 variables, for example, are prefixed with an "HP" and all other newly constructed dependent variables are prefixed with a "K."
- **Weighting Variables.** Quarterly weighting variables are prefixed with a "W."

TABLE 2.1

NAMING CONVENTIONS FOR 2003 HCSDB VARIABLES – QUARTERS I-IV

1 st Character: Survey Type	2 nd – 3 rd Character s: Survey Year	4 th – 6 th Characters: Question #	Additional Characters: Additional Information
<p>H= Health Beneficiaries (18 and older, Adult Questionnaire)</p> <hr/> <p>S = Supplemental Question</p>	<p>03</p>	<p>001 to 082</p> <hr/> <p>Quarter I R01-R04 – Supplemental questions about military pharmacies. F01-F02 – Supplemental questions about military facilities. V01-V05 – Supplemental questions about TRICARE’s civilian network. B01 – Supplemental question about briefings on TRICARE. O01-O06 – Supplemental questions about prenatal care.</p> <p>Quarter II C01-C22 – Supplemental questions about beneficiaries’ chronic conditions V01-V02, V04-V07 – Supplemental questions about TRICARE’s civilian network.</p> <p>Quarter III Y01-Y25 – Supplemental questions about beneficiaries’ filling prescriptions V01-V02, V04-V07 – Supplemental questions about TRICARE’s civilian network.</p> <p>Quarter IV G01-G14 – Supplemental questions about reservists V01-V02, V04-V07 – Supplemental questions about TRICARE’s civilian network.</p>	<p>A to O are used to label responses associated with a multiple response question</p> <p>_O denotes an original version of a recoded variable</p> <hr/>

1 st Characters: Variable Group	Additional Characters: Additional Information
SR=Self-reported demographic data	Descriptive text, e.g., SREDA
N=Coding scheme notes	Number referring to Note, e.g., N2
X=Constructed independent variable	Descriptive text, e.g., XREGION
HP=Constructed <i>Healthy People 2010</i> variable	Descriptive text, e.g., HP_BP (had blood pressure screening in past two years and know the results)
K=Constructed dependent variables	Descriptive text, e.g., KMILOPQY (total number of outpatient visits to military facility)

Cleaning and Editing Conventions

Data quality procedures are found in the Coding Scheme tables. The complete Coding Scheme appears in Appendix C. It contains detailed instructions for all editing procedures used to correct data inconsistencies and errors. Editing procedures check for appropriate response values and consistent responses throughout the questionnaire. The steps to insure data quality include the following:

- **Initial Cleaning.** Missing value flags were encoded when NRC created the SAS dataset:
 - Skipped items were encoded with SAS missing value code of ‘.’.
 - Multiple responses, where there should be a single response, were encoded with SAS missing value ‘.A’.
- **Data Cleaning and Recoding of Variables – Implementation of the Coding Scheme.** Skip patterns were checked for consistency, and questions that were skipped legitimately were recoded with the SAS missing value of “.N”; questions that were answered, but should have been skipped, were recoded with a SAS missing value of “.C”. When possible, variables were backward coded or forward coded to make all responses consistent within a sequence. Numeric values were checked, and values that were out of range were flagged with the SAS missing value of “.O”.
- **Frequency Checks.** Formatted and unformatted frequency tables for all variables in the 2003 Adult HCSDB Quarters I-IV and the annual data file appear in Chapter 4 of this document. These frequency tables and other relevant cross tabulations were used to examine the range of values recorded for each data item to determine the type and magnitude of missing values. All value labels have been checked for accuracy.

Record Selection Criteria

Blank returns, nonrespondents, and any respondents found to be ineligible for MHS benefits were removed from the database. In addition, among eligible respondents with a non-blank questionnaire, a questionnaire must be “complete” to be included in the database.

To determine if a questionnaire is “complete”, 27 key questions were chosen. These key questions were adapted from the complete questionnaire rule developed by AHRQ for CAHPS surveys. At least 50 percent of these key items (fourteen or more) must be answered for a questionnaire to be accepted as a complete questionnaire. The key survey variables are: H03006, H03008, H03009, H03010,

H03011, H03012, H03014, H03015, H03017, H03018, H03019, H03022, H03023, H03025, H03026, H03027, H03029, H03036, H03038, H03043, H03045, H03050, H03052, H03072, SREDA, H03082.

Weighting Procedures

The analysis of survey data from complex sample designs, such as the 2003 Adult HCSDB, requires weights to do the following:

- Compensate for variable probabilities of selection
- Adjust for differential response rates
- Improve the precision of the survey-based estimates through post-stratification [for details, see Brick and Kalton (1996) and references cited therein].

Sampling weights are equivalent to the reciprocal of the probability of each respondent's selection into the sample. Sampling weights are further adjusted for nonresponse within classes defined by sampling strata: a cross-classification of enrollment status, geographic area, and beneficiary group. These nonresponse-adjusted weights are then ratio-adjusted to population counts from the DEERS files to compensate for variations from the estimated population counts. Chapter 4 contains the weighted and unweighted frequencies for each variable in Quarters I-IV. The combined annual data set presents the cumulative frequency, weighted and unweighted, of all of the survey variables from all four quarters.

The data sets documented here combines four quarterly data sets and include two sets of weights, quarterly and annual. The quarterly weights, WRWT, are based on the probability of being selected in a particular quarter. The annual weights, CWRWT, are based on the annual probability of selection. Analysts should use annual weights when calculation cumulative statistics, such as an overall average health care rating. They should use quarterly weights when calculating quarterly statistics and when using supplementary questions, which occur only in one quarter.

Programming Guide

This chapter is designed to help users create tables and variance estimates. Procedures for using SAS, SPSS, SUDAAN, and WesVarPC to create estimates are explained. Examples provided in the text are based on the 2003 HCSDB combined annual dataset.

How To Make a Table Using SAS

The 2003 Adult HCSDB dataset is provided in a Statistical Analysis System (SAS) 6.0 format. SAS is a computer software system used for data management, summarization, and analysis. Later versions of SAS can also read version 6 datasets. A format library for the adult database is included along with the dataset. SAS can be run interactively or non-interactively (in batch mode), and the sample programs presented here can be run using either method. Special instructions are given later in the chapter for working interactively with the SAS Display Manager System in a Windows environment. All SAS programs generate a LOG and a LST file. The LOG file shows how SAS interprets your program and flags SAS syntax errors. The LST file shows the requested output.

File References, Libraries, and Options

SAS recognizes two types of datasets -- permanent and temporary. Permanent datasets, such as the HCSDB, are located through a LIBNAME that references the directory where the data is stored. For example, if the annual adult dataset for 2003 is located on a CD-ROM in the subdirectory HCSDB03\FORMA\YEAR2003, your LIBNAME statement must look like this:

```
LIBNAME INFORMA 'F:\HCSDB03\FORMA\YEAR2003';
```

The adult dataset can then be referred to as INFORMA.HCSDB03, where INFORMA is the location of the file HCSDB03.

A format library requires a LIBNAME LIBRARY statement that shows the location of the format library. For example, if the adult format library is stored on your hard drive in a FMTLIB subdirectory, the LIBNAME statement should look like this:

```
LIBNAME LIBRARY 'C:\HCSDB03\FORMA\YEAR2003\FMTLIB';
```

The OPTIONS statement controls page format and line length. A table with a "portrait" orientation might have this statement:

```
OPTIONS PS=79 LS=132;
```

A table with a "landscape" orientation that is left justified would have this OPTIONS statement:

```
OPTIONS PS=50 LS=175 NOCENTER;
```

DATA Step

The DATA step is used to create permanent or temporary datasets. It is also used to create new variables, modify existing variables, and limit the number of variables or observations. In a DATA step, you can do any or all of the following activities:

- Construct new variables. For example, to construct a variable of active duty by sex:

```
/* Active duty males */
IF XSEXA = 1 AND XBNFGRP = 1 THEN XSEX_AD = 1;
* Active duty females;
ELSE IF XSEXA = 2 and XBNFGRP = 1 THEN XSEX_AD = 2;
ELSE XSEX_AD = .; /* missing value */
```

[Note: the two methods to insert comments: enclosed within /* */ or beginning with * and ending with a semicolon]

- Modify existing variables. For example, if the respondent is in region 7, the respondent will be placed in the combined region 7/8:

```
IF XREGION = 7 THEN XREGION = 8
```

- Limit the number of variables. Use a KEEP statement:

```
KEEP XREGION CACSMPL H03056 H03014;
```

- Limit the number of observations. Use a subsetting IF:

```
/* Keep only region 3 observations */
IF XREGION = 3;
```

- Create a new temporary dataset. For example, CAC_1 is a temporary file of observations for only those respondents in catchment area 1:

```
LIBNAME INFORMA 'F:\HCSDB03\FORMA';
DATA CAC_1;
/* Input file is HCSDB03 */
SET INFORMA.HCSDB03;
IF CACSMPL = 1;
RUN;
```

- Create a new permanent dataset. For example, OUT.CAC_9901 is a permanent dataset only of Region 1 out-of-catchment respondents:

```
LIBNAME INFORMA 'F:\HCSDB03\FORMA';
LIBNAME OUT 'C:\HCSDB03\FORMA';
DATA OUT.CAC_9901;
SET INFORMA.HCSDB03;
IF CACSMPL = 9901;
RUN;
```

PROC TABULATE

PROC TABULATE produces summary statistics in a table layout. The table can have up to three dimensions: page, row, and column. Within any dimension, multiple variables can be reported one after another or hierarchically. Useful statistics that are available in PROC TABULATE include:

- N number of observations with nonmissing values
- NMISS number of observations with missing values
- MEAN the arithmetic mean
- SUM the sum
- PCTN percent that one frequency represents of another frequency
- PCTSUM percent that one sum represents of another sum

The essential elements to execute PROC TABULATE are outlined below (items within < > are not required):

```
PROC TABULATE DATA=your dataset <option list>;  
CLASS class variables;  
VAR analysis variables;  
TABLE << page expression, > row expression, > column expression </ table options >;  
WEIGHT CWRWT;  
RUN;
```

If the input file is to be limited to a specific population, a separate DATA step can precede the TABULATE, or a WHERE statement can be used within the TABULATE procedure. For example, to create a table from only respondents in catchment area 1, you would use the following statement after the PROC TABULATE statement:

```
WHERE CACSMPL = 1;
```

CLASS variables are any variables that are used for grouping; variables such as XREGION, XSEX, and CACSMPL are good examples of class variables. Class variables can be either character or numeric and typically have a discrete number of values. Unless MISSING is specified in the options list in the PROC TABULATE state, any observations with a missing CLASS variable will be dropped from the table.

The VAR statement identifies all analysis variables for a table. Analysis variables must be numeric and can be either discrete or continuous. SAS excludes missing values when computing statistics such as means and percentages.

The WEIGHT statement identifies the numeric variable whose value is used for weighting each *analysis variable*. In the HCSDDB for 2003, the weight variable is CWRWT.

The TABLE statement defines the table features. Every variable listed in this statement **must** be classified as either a class variable or an analysis variable in the CLASS or VAR statements. A comma separates each table dimension (page, row, and column). If there are three dimensions, the first is the page, the second is the row, and the last is the column. If there are only two dimensions, the first is the row and the second is the column. Tables with only one dimension are in column form. Each dimension expression is composed of the same following elements:

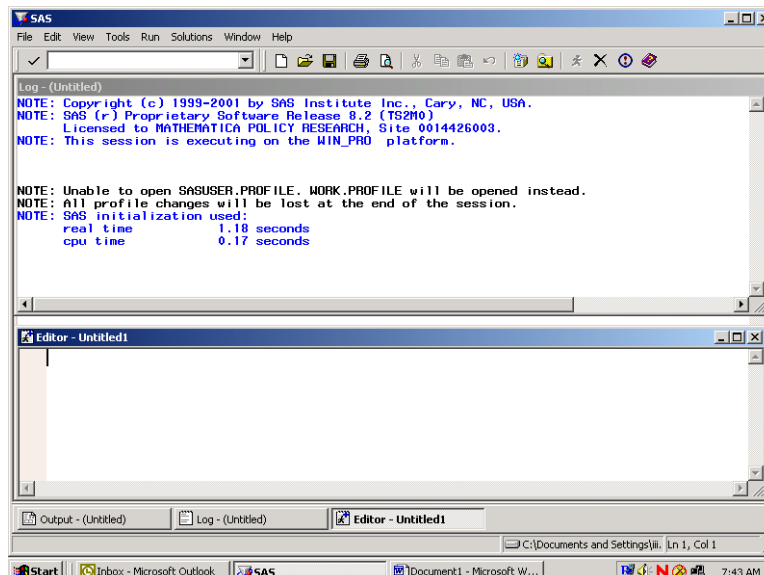
- Analysis variables

- Class variables
- The universal class variable ALL, which summarizes the class variables in the same group or dimension
- Keyword for the statistic to be performed, such as MEAN, SUM, or PCTSUM
- A format modifier, which defines how to format values in cells. For example, F=8.2 will present values with a maximum of 8 positions and 2 digits to the right of the decimal.
- Labels, which temporarily replace variable names and statistic keywords. These labels have the form ='/label/; for example, XREGION='Region' or MEAN=' ' (to eliminate the word MEAN from the headings).
- Crossing operator * (asterisk). The asterisk is used to cross elements within the same dimension. For example, you would use XENRLLMT*XSEXA to cross enrollment status by sex. The asterisk is also used to connect the statistic (e.g., MEAN, SUM) to the appropriate dimension; for example, to calculate the mean of respondents' satisfaction with all health care in the last 12 months, you would use H03036 *MEAN.
- Denominator definitions are enclosed by < > (brackets).
- Concatenation operator is a single space between elements in a dimension. For example, to concatenate satisfaction with all health care in the last 12 months with satisfaction with health plan, you would use H03036 H03052.
- Grouping is accomplished with parentheses. Below is an example of grouping, concatenation, and crossing within a single dimension:

(XBNFGRP ALL)*XSEXA

The SAS Display Manager System

The SAS Display Manager system provides an interactive tool for running SAS commands, like those given above, in the Windows environment. Double clicking the SAS icon on the desktop begins the SAS session. When you first enter SAS version 8, the following screen opens.

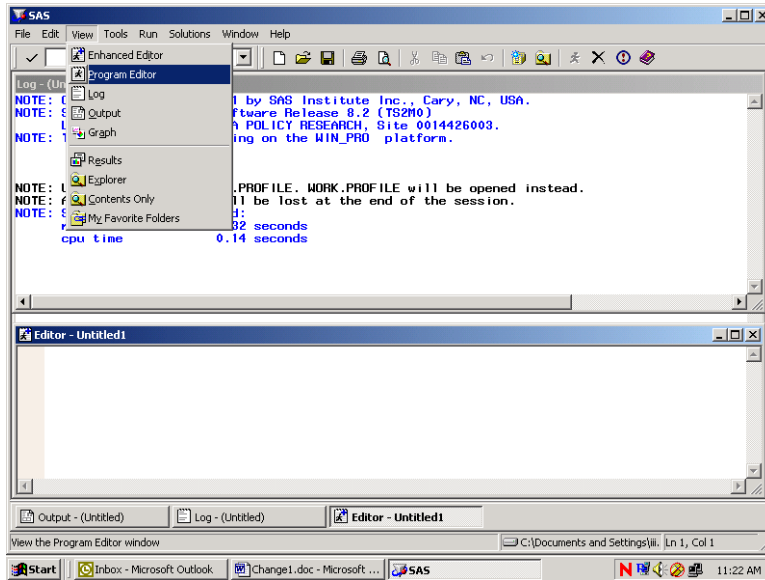


The screen is divided into two windows, a Log window above and an Editor window below.

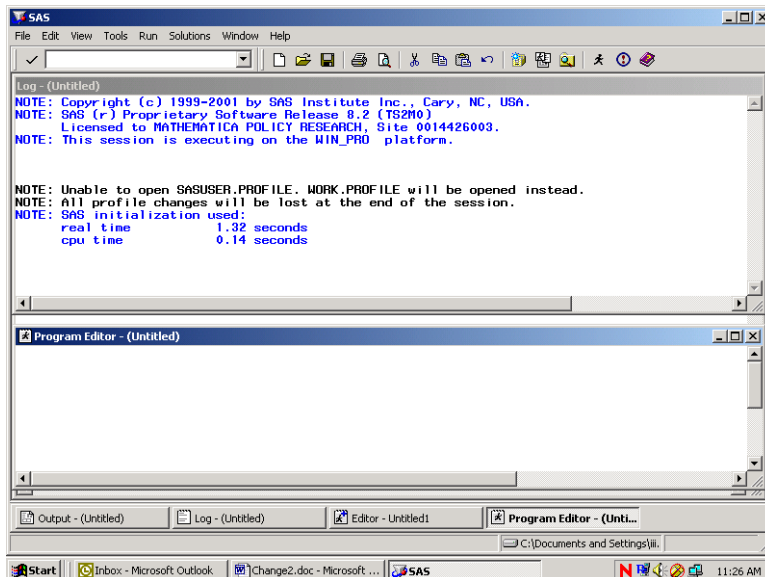
The Window Bar at the bottom of the screen includes tabs for the Log and Editor windows with an additional tab for the Output Window. Clicking on the Output tab will open the Output window. The instructions in this document will outline options for setting up the Editor and for displaying the windows themselves.

The default editor for version 8 is the SAS Enhanced Editor which is color coded to check SAS syntax. Another editing option is to use the Program Editor which includes line editing options. We will describe procedures for setting up the Program Editor.

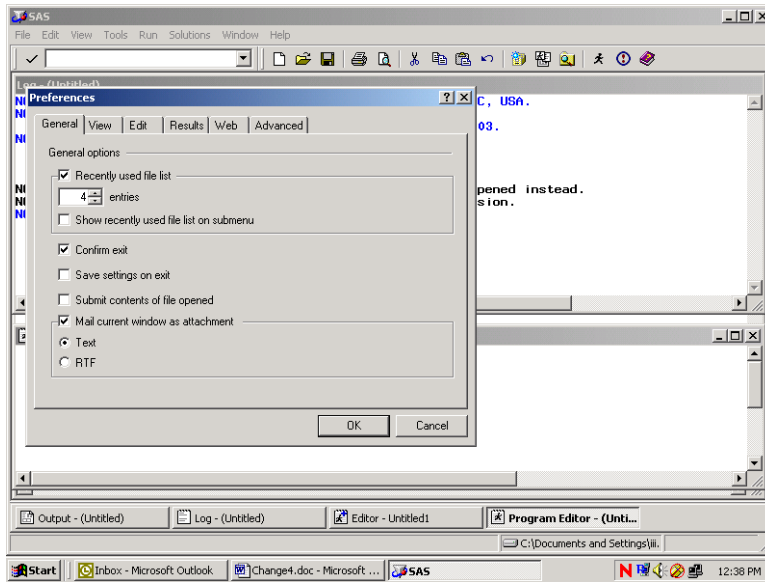
Click on View and select Program Editor as in the following:



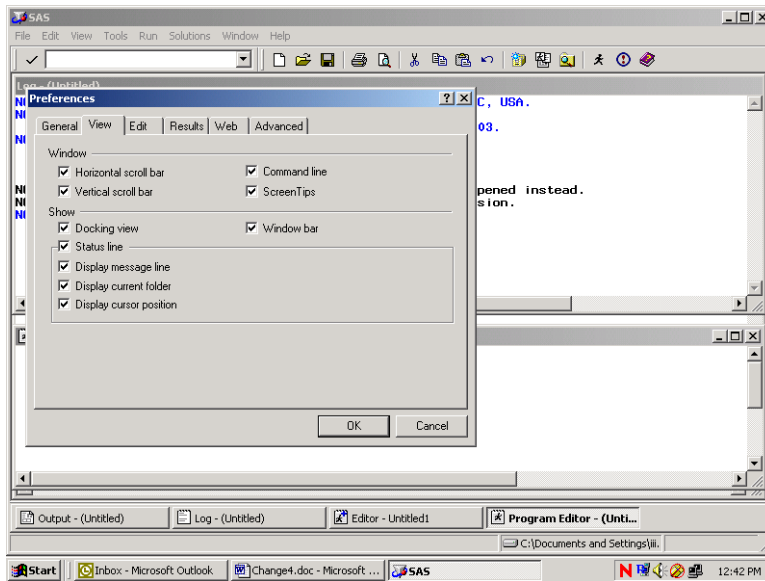
The lower Editor Window has now changed to Program Editor as in the following screen:



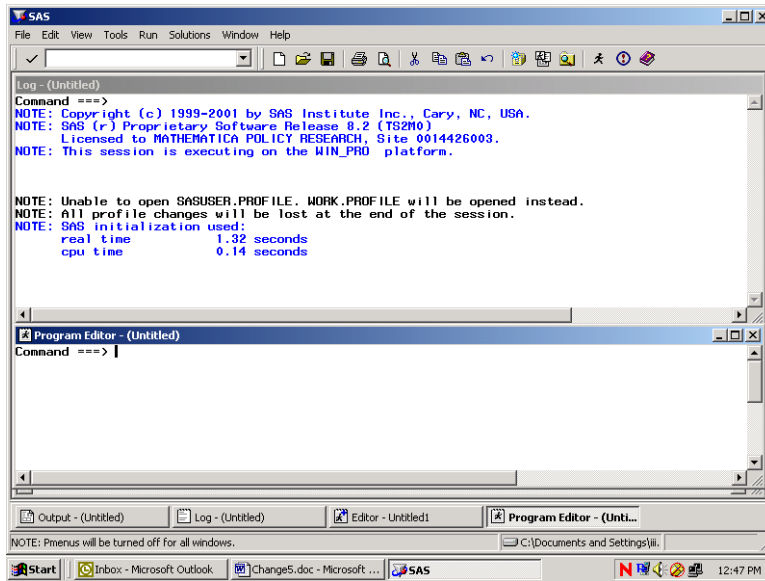
Open the Tools menu and choose Options and preferences.



Many of these settings are system default options. To add a command line to the three windows, do the following. Click on the View tab and click in the box opposite **Command Line** as follows:



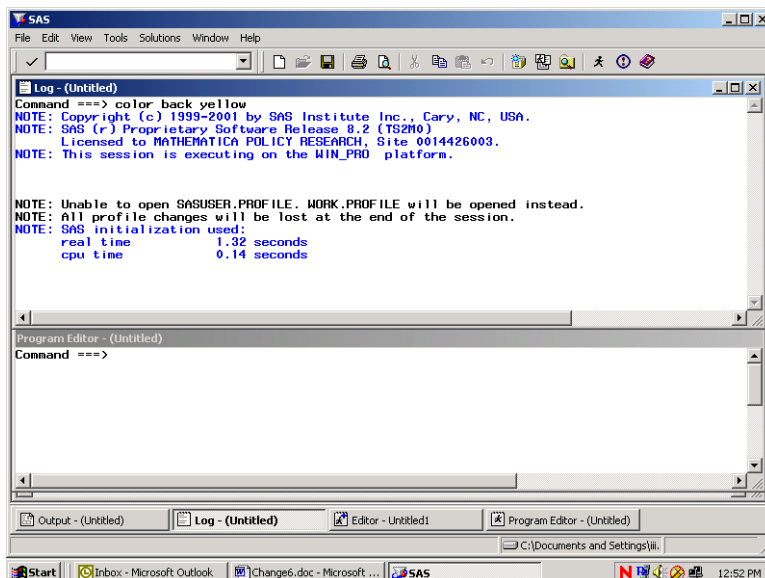
Click on OK and a command line will be added as in the screen below.



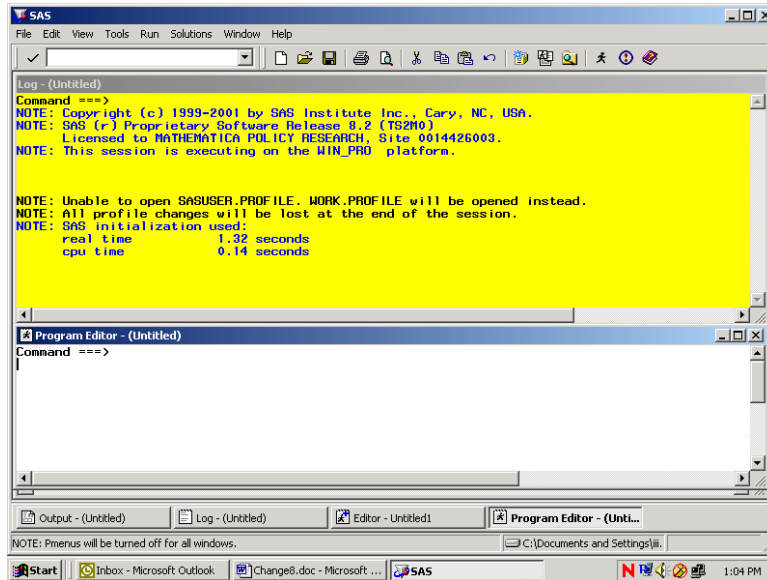
Each window shows the word **Command** followed by an arrow. Commands may be typed at this location. To arrive at the command line, depress the **Home** button on your keyboard. The cursor will appear opposite the arrow.

Toggling among the windows may be accomplished by typing the desired window name at the command line and pressing **Enter**. SAS recognizes **Pgm** as the abbreviated reference to the Program Editor and **Out** as a shortened name for the Output window. A few keystrokes allows you to navigate among the windows. For example, the command line lets you continue to customize our SAS session as follows.

In order to more easily distinguish between the SAS windows, it may be preferable to change the background color of selected windows. As an example, set the background color of the Log window to yellow and the Output window to gray. Press the **Home** key to arrive at the command line. Type **Log** opposite the arrow to toggle to the Log window. Type the command, **color back yellow** (or some other color) on the command line. Your screen will resemble the following.

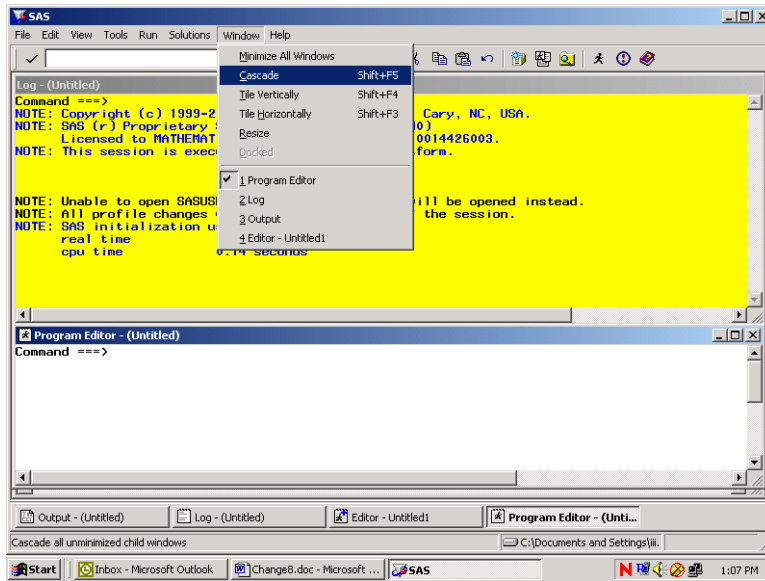


Press **Enter** to process the commands and the window will shade to yellow. Toggle to the Output window by typing **Out** and keying **Enter**. Type **color back gray** and key **Enter**. Return to the Program Editor and the screen will look like the following.

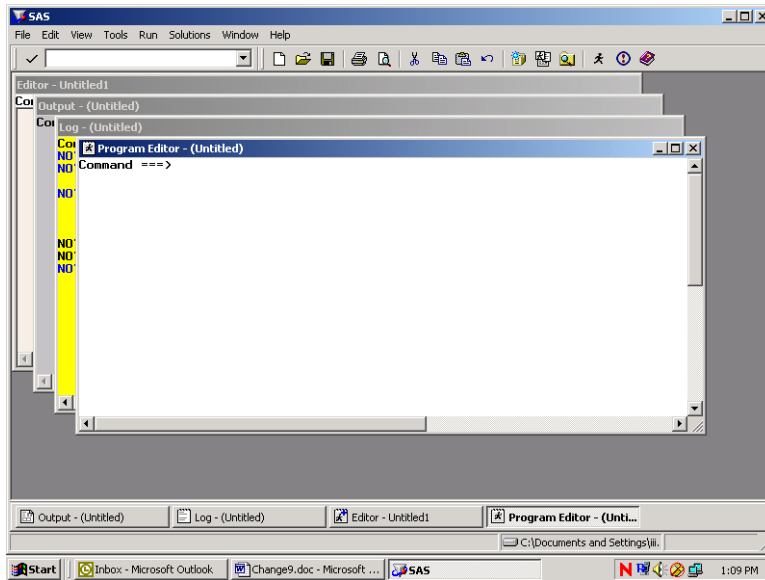


All SAS statements for building and processing SAS datasets are typed into the Program editor. A SAS session may involve typing statements like the ones above for library reference, computing new variables, data steps, etc. Entering a long series of statements in such a small space may be awkward, so another arrangement for the windows may be preferable.

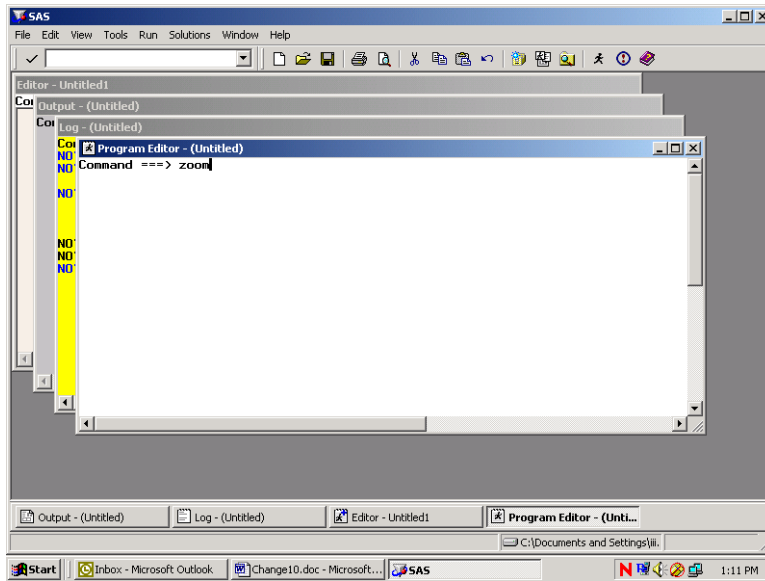
Cascading the windows is one option. To cascade the windows, open the **Window** menu, and choose **Cascade** as indicated in the following.



Clicking the option Cascade produces the following result.

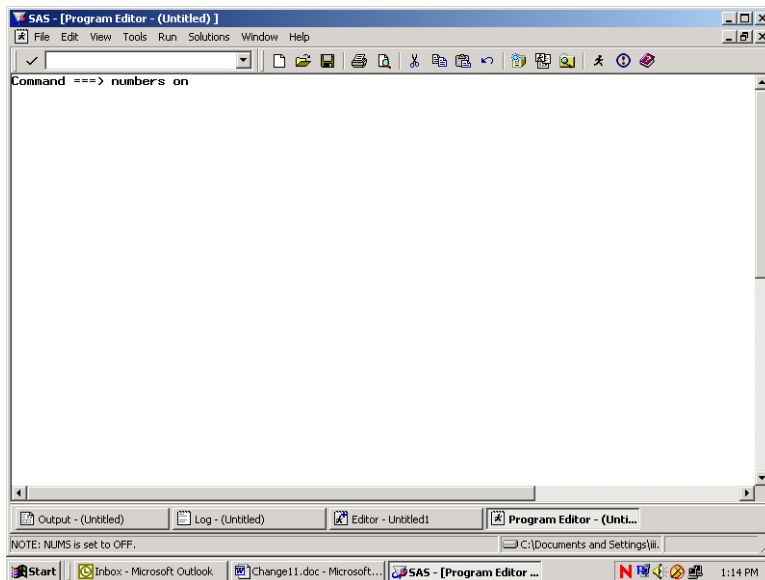


Each window is partly superimposed on the other. The colors distinguish between windows at a glance. With the Program Editor in front, SAS statements may be typed there with relative ease. As a final option, you can enlarge the Program Editor to fill the entire screen. At the command line, type **zoom** as in the following:

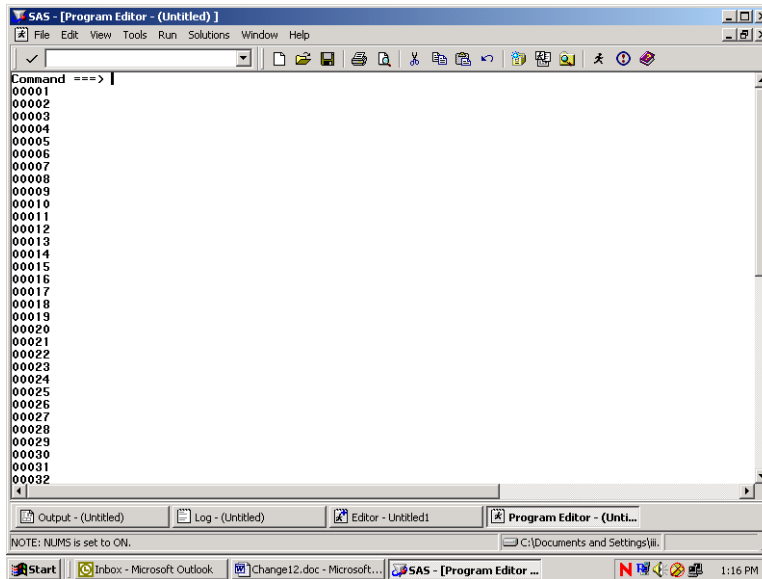


The window changes to fill the screen.

One more option for customizing screens is explained below. This involves adding line numbers to the editing environment in the Program Window. After adding the line numbers, many useful line-editing commands become available (see the SAS Manual). At the **Command** line type “numbers on” as in the following screen.



The line numbers appear at the left of the full screen Program Editor as in the screen below, and the SAS statements can be typed into the screen and edited.



Below is an example of a PROC TABULATE to construct a table of health care variables by beneficiary group by gender for respondents in region 3. Beneficiary group (XBNFGRP) and sex (XSEXA) are both class variables with a discrete number of values. The columns of the table are beneficiary group broken out by sex, a total for each beneficiary group, and a region total. The health care variables (H03052 and H03072) are the analysis variables appearing as the rows of the table. The statistic that we want to see is the weighted mean of these variables for each group in the table and for the entire region as a whole.

Enter the following SAS statements into the **Program Editor**.

```

OPTIONS PS=79 LS=95;
LIBNAME IN 'C:\FILES\DoD\ADULT 2003';
LIBNAME LIBRARY 'C:\FILES\DoD\ADULT 2003\FMTLIB';
PROC TABULATE DATA=IN.HCS03A_1;
WHERE XREGION = 3; /* limit to Region 3 */
CLASS XBNFGRP XSEXA;
VAR H03052 H03072;
WEIGHT CRWT;
TABLE (H03052 H03072)*MEAN, /* Row Dimension */
      XBNFGRP*(XSEXA ALL) ALL; /* Column Dimension */
TITLE "Table III-1";
TITLE2' Constructed Beneficiary Group by Gender for Region 3';
RUN;

```

Key **Home** and type the command **SUBMIT** on the Command Line. **Submit** instructs the SAS system to process the commands written in the Program Editor. Your screen should resemble the following.

```

SAS - [Program Editor - TABLEIII.1.sas]
File Edit View Tools Run Solutions Window Help
Command ==> SUBMIT
00001 OPTIONS PS=79 LS=95;
00002 LIBNAME IN 'C:\FILES\DOD\ADULT 2003';
00003 LIBNAME LIBRARY 'C:\FILES\DOD\ADULT 2003\FMTLIB';
00004 PROC TABULATE DATA=IN.HCS03A_1;
00005 WHERE XREGION = 3; /* LIMIT TO REGION 3 */
00006 CLASS XBNFGRP XSEXA;
00007 VAR H03052 H03072;
00008 WEIGHT CRMT;
00009 TABLE ( H03052 H03072)*MEAN, /* ROW DIMENSION */
00010 XBNFGRP*(XSEXA ALL) ALL; /* COLUMN DIMENSION */
00011 TITLE 'TABLE III.1';
00012 TITLE2 'CONSTRUCTED BENEFICIARY GROUP BY GENDER FOR REGION 3';
00013 RUN;
00014
00015
00016
00017
00018
00019
00020
00021
00022
00023
00024
00025
00026
00027
00028
00029
00030
00031
00032
    
```

Enter the Submit command, and the SAS statements disappear from the Program Editor. If a table is successfully produced, the Output window will open and the table will be displayed. If no output is produced, then SAS has encountered an error. SAS statements about the error can be seen and evaluated in the Log window. In all cases, the Log window should be carefully examined after SAS statements are processed. SAS may produce a table even if there are errors in the program, so the table may not be correct.

No table was produced for this run. The error is indicated in the Log Window as shown below.

```

SAS - [Log - (Untitled) ]
File Edit View Tools Solutions Window Help
Command ==>
27 OPTIONS PS=79 LS=95;
28 LIBNAME IN 'C:\FILES\DOD\ADULT 2003';
NOTE: Libref IN was successfully assigned as follows:
      Engine:          VG
      Physical Name:   C:\FILES\DOD\ADULT 2003
29 LIBNAME LIBRARY 'C:\FILES\DOD\ADULT 2003\FMTLIB';
NOTE: Libref LIBRARY was successfully assigned as follows:
      Engine:          VG
      Physical Name:   C:\FILES\DOD\ADULT 2003\FMTLIB
30 PROC TABULATE DATA=IN.HCS03A_1;
31 WHERE XREGION = 3; /* LIMIT TO REGION 3 */
32 CLASS XBNFGRP XSEXA;
33 VAR H03052 H03072;
34 WEIGHT CRMT;
ERROR: Variable CRMT not found.
35 TABLE ( H03052 H03072)*MEAN, /* ROW DIMENSION */
36 XBNFGRP*(XSEXA ALL) ALL; /* COLUMN DIMENSION */
37 TITLE 'TABLE III.1';
38 TITLE2 'CONSTRUCTED BENEFICIARY GROUP BY GENDER FOR REGION 3';
39 RUN;

NOTE: The SAS System stopped processing this step because of errors.
NOTE: PROCEDURE TABULATE used:
      real time    0.01 seconds
      cpu time     0.00 seconds
    
```

The variable *CRMT* was not found in the dataset. Type **Pgm** on the Command line to return to the Program Editor. Type **Recall** on the Command line and the program statements will reappear in the window.

You can correct the error by entering CWRWT, the correct variable name, in the weight statement. Then, rerunning the procedure.

The corrected program produces the following output.

TABLE III.1
CONSTRUCTED BENEFICIARY GROUP BY GENDER FOR REGION 3

		Constructed Beneficiary Group					
		Active Duty <65			Family of Active <65		
		Male or Female - R		All	Male or Female - R		
		Male	Female		Male	Female	
Rating of all experience with h1th plan	Mean	6.62	7.18	6.75	7.15	7.18	
In gnrl, how would you rate overall h1th	Mean	3.83	3.80	3.82	4.00	3.73	

(Continued)

The result of this process is Table III.1.

Note that the TITLE statement defines the heading for each page. Titles of more than one line are entered as TITLE, TITLE2, etc.

Using Formats

The format library is the key to interpreting values of discrete variables. For example, in the program above, the format library found at C:\FILES\DoD\ADULT 2003\FMTLIB indicates that a Value of 1 for XSEXA means male, and a value of 2 for XSEXA means female. Similarly, if XBNFGRP equals 1, the respondent is active duty; if XBNFGRP equals 2, the respondent is a family member of active duty personnel; if XBNFGRP equals 3, the respondent is an under-65 retiree or a survivor or one of their family members; if XBNFGRP equals 4, the respondent is a 65-or-over retiree, survivor, or one of their family members.

Since formats are associated with the variables in the HCSDB, formatting is automatic as long as SAS can locate the format library. Error messages will result if the LIBNAME LIBRARY statement is not present. If the format library is not available for some reason, use the statement

FORMAT _ALL_;

within the PROC TABULATE to prevent SAS from searching for the missing format library. The default formats in the format library were used to produce the table described in the previous section.

Table Appearance

Format modifiers and temporary labels improve the appearance of a table. In Table III.1, the values of the statistics are of the form x.xx. If each cell is defined to be six positions wide with two positions to the right of the decimal, there is adequate space plus some extra room to keep the table from looking crowded. This is done by crossing the statistic with the format modifier:

MEAN*F=6.2

Labels are attached to all variables in the HCSDB. You can use temporary labels to override the label within the SAS dataset. It is not always necessary to use both the variable label and the formatted values for each value of a class variable. In the previous example, the formatted values of XBNFGRP are active duty, family members of active duty, etc. which we know to be beneficiary groups; the title also tells you that these are beneficiary groups. The table can be made attractive by deleting the heading for XBNFGRP by including a blank for the temporary label:

XBNFGRP= ‘

Similarly, because the statistic being reported here is a mean, you do not need MEAN on each row. You can add or eliminate a label and include a format modifier to the same variable:

MEAN= ‘*F=6.2

The headings for XSEXA and ALL can be improved:

XSEXA=‘Gender’

ALL=‘Group Total’ for the ALL that is crossed with XBNFGRP

ALL=‘Total’ for the Region 3 total

Table III.1
Constructed Beneficiary Group by Gender for Region 3

		Constructed Beneficiary Group				
		Active Duty <65			Family of Active <65	
		Male or Female - R			Male or Female - R	
		Male	Female	All	Male	Female
Rating of all experience with hlth plan	Mean	6.62	7.18	6.75	7.15	7.18
In gnrl, how would you rate ovrrall hlth	Mean	3.83	3.80	3.82	4.00	3.73

(Continued)

Table III.1
Constructed Beneficiary Group by Gender for Region 3

		Constructed Beneficiary Group				
		Family of Active <65			Ret/Surv/Fam 65+	
		Male or Female - R			Male or Female - R	
		All	Male	Female	All	Male
Rating of all experience with hlth plan	Mean	7.17	7.36	7.75	7.56	8.70
In gnrl, how would you rate ovrrall hlth	Mean	3.74	3.36	3.38	3.37	3.04

(Continued)

Table III.1
Constructed Beneficiary Group by Gender for Region 3

		Constructed Beneficiary Group		
		Ret/Surv/Fam 65+		
		Male or Female - R	All	All
		Female		
Rating of all experience with hlth plan	Mean	8.90	8.80	7.69
In gnrl, how would you rate overall hlth	Mean	3.02	3.03	3.41

The new program looks like this:

```

OPTIONS PS=79 LS=95;
LIBNAME IN 'C:\FILES\DoD\ADULT 2003';
LIBNAME LIBRARY 'C:\FILES\DoD\ADULT 2003\FMTLIB';
PROC TABULATE DATA=IN.HCS03A_1;
WHERE XREGION = 3; /* limit to Region 3 */
CLASS XBNFGRP XSEX;
VAR H03052 H03072;
WEIGHT CWRWT;
TABLE (H03052 H03072)*MEAN= ' *F=6.2, /* Row Dimension */
/* Column Dimension */
XBNFGRP= ' *(XSEX='Gender' ALL='Group Total')
ALL='Total';

TITLE "Table III.2";
TITLE2 'Constructed Beneficiary Group by Gender for Region 3';
RUN;

```

Typing these statements into the Program Window produces the following screen.

```

SAS - [Program Editor - TABLEIII.2.sas]
File Edit View Tools Run Solutions Window Help
Command ==> SUBMIT
00001 OPTIONS PS=79 LS=95;
00002 LIBNAME IN 'C:\FILES\DOD\ADULT 2003';
00003 LIBNAME LIBRARY 'C:\FILES\DOD\ADULT 2003\FMTLIB';
00004 PROC TABULATE DATA=IN.HCS03A_1;
00005 WHERE XREGION = 3; /* LIMIT TO REGION 3 */
00006 CLASS XBNFGRP XSEXa;
00007 VAR H03052 H03072;
00008 WEIGHT CWBWT;
00009 TABLE ( H03052 H03072)*MEAN, /* ROW DIMENSION */
00010 /* COLUMN DIMENSION */
00011 XBNFGRP='*(XSEXa='GENDER' ALL='GROUP TOTAL')
00012 ALL='TOTAL';
00013 TITLE 'TABLE III.2';
00014 TITLE2 'CONSTRUCTED BENEFICIARY GROUP BY GENDER FOR REGION 3';
00015 RUN;
00016
00017
00018
00019
00020
00021
00022
00023
00024
00025
00026
00027
00028
00029
00030
00031
00032
    
```

After the **Submit** command is entered, the following table is displayed in the Output window.

Command ==> | TABLE III.2 | 09:55 Friday, January 30, 2004 | 7

CONSTRUCTED BENEFICIARY GROUP BY GENDER FOR REGION 3

		Active Duty <65			Family of Active <65	
		GENDER		GROUP TOTAL	GENDER	
		Male	Female		Male	Female
Rating of all experience with hith plan	Mean	6.62	7.18	6.75	7.15	7.18
In gnrl, how would you rate overall hith	Mean	3.83	3.80	3.82	4.00	3.73

(Continued)

The resulting output is in Table III.2.

Table III.2
Constructed Beneficiary Group by Gender for Region 3

	Active Duty <65			Family of Active <65			Ret/Surv/Fam <65		
	Gender		Group Total	Gender		Group Total	Gender		Group Total
	Male	Female		Male	Female		Male	Female	
Rating of all experience with hlth plan	6.62	7.18	6.75	7.15	7.18	7.17	7.36	7.75	7.56
In gnrl, how would you rate ovrall hlth	3.83	3.80	3.82	4.00	3.73	3.74	3.36	3.38	3.37

(Continued)

Table III.2
Constructed Beneficiary Group by Gender for Region 3

	Ret/Surv/Fam 65+			Group Total
	Gender		Group Total	
	Male	Female		
Rating of all experience with hlth plan	8.70	8.90	8.80	7.69
In gnrl, how would you rate ovrall hlth	3.04	3.02	3.03	3.41

Although the label for MEAN is deleted, there is still a space in the table for this label. You can eliminate this blank space by using the TABLE option of ROW=FLOAT. SAS row headings are automatically allocated; you can override this by using the TABLE option of RTS=n where n is an integer value specifying the number of print positions to be used for row headings. If you decide that we don't need the label 'Gender' for XSEXA because 'male' and 'female' are self-explanatory, the revised program is as follows:

```

OPTIONS PS=79 LS=95;
LIBNAME IN 'C:\FILES\DoD\ADULT 2003';
LIBNAME LIBRARY 'C:\FILES\DoD\ADULT 2003\FMTLIB';
PROC TABULATE DATA=IN.HCS03A_1;
WHERE XREGION = 3; /* limit to Region 3 */
CLASS XBNFGRP XSEXA;
VAR H03052 H03072;
WEIGHT CWRWT;
TABLE (H03052 H03072)*MEAN=' *F=6.2, /* Row Dimension */
/* Column Dimension */
XBNFGRP=' *(XSEXA=' ' ALL='Group Total')
    
```

ALL='Total' / ROW=FLOAT RTS=32;
 Title "Table III.3";

TITLE2' Constructed Beneficiary Group by Gender for Region 3';
 RUN;

Typed into the Program Window, the revised program appears as follows.

```

SAS - [Program Editor - TABLEIII.3.sas]
File Edit View Tools Run Solutions Window Help
Command ==> SUBMIT
00001 OPTIONS PS=79 LS=95;
00002 LIBNAME IN 'C:\FILES\DDD\ADULT 2003';
00003 LIBNAME LIBRARY 'C:\FILES\DDD\ADULT 2003\FMTLIB';
00004 PROC TABULATE DATA=IN.HCS03A_1;
00005 WHERE XREGION = 3; /* LIMIT TO REGION 3 */
00006 CLASS XBNGRPP XSEXN;
00007 VAR H03052 H03072;
00008 MEIGHT CARRY;
00009 TABLE ( H03052 H03072)*MEAN=' ' *F=6.2, /* ROW DIMENSION */
00010 /* COLUMN DIMENSION */
00011 XBNGRPP=' '(XSEXN=' ' ALL='GROUP TOTAL')
00012 ALL='TOTAL' /ROW=FLOAT RTS=32;
00013 TITLE 'TABLE III.3';
00014 TITLE2 'CONSTRUCTED BENEFICIARY GROUP BY GENDER FOR REGION 3';
00015 RUN;
00016
00017
00018
00019
00020
00021
00022
00023
00024
00025
00026
00027
00028
00029
00030
00031
00032
    
```

The output table is displayed in the Output Window as follows.

Command ==>

TABLE III.3 09:55 Friday, January 30, 2004 10
 CONSTRUCTED BENEFICIARY GROUP BY GENDER FOR REGION 3

	Active Duty <65			Family of Active <65			Ret/Surv/Fam <65		
	Male	Female	GROUP TOTAL	Male	Female	GROUP TOTAL	Male	Female	GROUP TOTAL
Rating of all experience with hith plan	6.62	7.18	6.75	7.15	7.18	7.17	7.36	7.75	7.56
In gnr1, how would you rate overall hith	3.83	3.80	3.82	4.00	3.73	3.74	3.36	3.38	3.37

(Continued)

The result is Table III.3.

Table III.3
Constructed Beneficiary Group by Gender for Region 3

	Active Duty <65			Family of Active <65			Ret/Surv/Fam <65	
	Group			Group				
	Male	Female	Total	Male	Female	Total	Male	Female
Rating of all experience with hlth plan	6.62	7.18	6.75	7.15	7.18	7.17	7.36	7.75
In gnrl, how would you rate ovrall hlth	3.83	3.80	3.82	4.00	3.73	3.74	3.36	3.38

(Continued)

Table III.3
Constructed Beneficiary Group by Gender for Region 3

	Ret/S- urv/F- am <65			Ret/Surv/Fam 65+		
	Group			Group		
	Total	Male	Female	Total	Male	Female
Rating of all experience with hlth plan	7.56	8.70	8.90	8.80	7.69	
In gnrl, how would you rate ovrall hlth	3.37	3.04	3.02	3.03	3.41	

Calculating Percents

When calculating percentages, it is necessary to appropriately define the denominator. To calculate a column percentage, the denominator definition must include all *class* variables that define the *row*. For example, if you want to look at the percentage of people in your region and each of the catchment areas who answered yes (or no) to question 14, 'In the last 12 months, did you see a specialist?', your TABLE statement in the TABULATE procedure would look like this:

```
WHERE XREGION = 6;
```

```
TABLE H03014 ALL='Total',
```

```
(All='Region Total' CACSMPL)*PCTN<H03014 ALL>='Percent';
```

Table III.4 includes a program and its output for calculating column percentages. The program statements in the Program Editor appear as follows.

```

SAS - [Program Editor - TABLEIII.4.sas]
File Edit View Tools Run Solutions Window Help
Command ==> SUBMIT
00001 OPTIONS PS=79 LS=95;
00002 LIBNAME IN 'C:\FILES\DDD\ADULT 2003';
00003 LIBNAME LIBRARY 'C:\FILES\DDD\ADULT 2003\FMTLIB';
00004 PROC TABULATE DATA=IN.HCS03A_1;
00005 WHERE XREGION = 6; /* LIMIT TO REGION 6 */
00006 CLASS H03014 CACSMPL;
00007 WEIGHT CHRWT;
00008 TABLE H03014 ALL='TOTAL',
00009 (ALL='REGION TOTAL' CACSMPL=' ')*
00010 (N='*' *F=5.0 PCTN<H03014 ALL>='%*' *F=6.2)
00011 /RTS=25;
00012 TITLE 'TABLE III.4';
00013 TITLE2 'PEOPLE WHO SAW A SPECIALIST IN THE LAST 12 MONTHS';
00014 TITLE3 'FOR REGION 6 CATCHMENT AREAS';
00015 RUN;
00016
00017
00018
00019
00020
00021
00022
00023
00024
00025
00026
00027
00028
00029
00030
00031
00032

```

The submitted statements produce the following output.

Table III.4
 People Who Saw a Specialist in the Last 12 Months
 for Region 6 Catchment Areas

	Region Total		Little Rock AFB		Barksdale AFB		Ft. Polk		Tinker AFB	
	#	%	#	%	#	%	#	%	#	%
In 1st yr:did you see a specialist										
Yes	3429	55.58	203	54.72	147	45.37	191	58.41	224	48.07
No	2741	44.42	168	45.28	177	54.63	136	41.59	242	51.93
Total	6170	100.00	371	100.00	324	100.00	327	100.00	466	100.00

(Continued)

Table III.4
 People Who Saw a Specialist in the Last 12 Months
 for Region 6 Catchment Areas

	Ft. Sill		Brooke AMC- Ft. Sam Houston		Ft. Hood		Dyess AFB		Laughlin AFB/Sheppard AFB	
	#	%	#	%	#	%	#	%	#	%
In 1st yr:did you see a specialist										
Yes	192	54.86	345	60.00	267	49.35	172	47.78	192	54.08
No	158	45.14	230	40.00	274	50.65	188	52.22	163	45.92

|Total | 350|100.00| 575|100.00| 541|100.00| 360|100.00| 355|100.00|

(Continued)

Table III.4
 People Who Saw a Specialist in the Last 12 Months
 for Region 6 Catchment Areas

	Lackland AFB		NH Corpus Christi		Randolph AFB		Out/Area-Reg 6	
	#	%	#	%	#	%	#	%
In 1st yr:did you see a specialist								
Yes	254	56.95	185	48.56	227	56.19	830	65.35
No	192	43.05	196	51.44	177	43.81	440	34.65
Total	446	100.00	381	100.00	404	100.00	1270	100.00

The statistic N is included with PCTN to make it easier to verify that the denominator definitions have been set up properly. After you check to see that the percentages are accurate, the N statistic can be removed. Note that the output for Table III.4 is unweighted. The N statistic (and PCTN statistic) is always unweighted even if a WEIGHT statement is included.

Similarly, if you want to look at the percentage of TRICARE enrollees (and non-enrollees) by gender who report seeing a specialist in the past 12 months, this would be a row percentage. To calculate a row percentage, the denominator definition must include all *class* variables that define the *column*. Your TABLE statement would look like this:

```
TABLE H03014 ALL='Total',
XENRLLMT *(XSEXA=' ' All='Group Total')*
PCTN<XENRLLMT*XSEXA XENRLLMT*ALL>='Percent';
```

Notice that there are no parentheses used in the denominator definition. Because parenthetical groupings are not allowed in the denominator definition, all crossings and concatenations must be included. As noted above, the N and PCTN statistic are unweighted counts of CLASS variables. If you want to produce a weighted count and percentage for this table, you would include CWRWT (the 2003 weight variable) as an analysis variable in the VAR statement and in the column crossing of the TABLE statement; the statistics to be generated should be specified as SUM and PCTSUM. A program and output to demonstrate weighted row percentages appears in Table III.5.

The following screen shows the new program typed into the Program Editor.

```

SAS - [Program Editor - TABLE11.5.sas]
File Edit View Tools Run Solutions Window Help
Command ==> SUBMIT
00001 OPTIONS PS=79 LS=95;
00002 LIBNAME IN 'C:\FILES\DDD\ADULT 2003';
00003 LIBNAME LIBRARY 'C:\FILES\DDD\ADULT 2003\FMTLIB';
00004 PROC TABULATE DATA=IN.HCS03A_1;
00005 WHERE XREGION = 6;
00006 CLASS H03014 XENRLLMT XSEXA;
00007 VAR CURRAT;
00008 TABLE H03014 ALL='TOTAL'
00009 XENRLLMT='*(XSEXA=' ALL='GROUP TOTAL')*CURRAT=' *
00010 (SUM='*F=6.0 PCTSUM<XENRLLMT*XSEXA XENRLLMT*ALL>='*F=5.2)
00011 /RTS=16;
00012 TITLE 'TABLE 111.5';
00013 TITLE2 'PEOPLE WHO SAW A SPECIALIST IN THE LAST 12 MONTHS';
00014 TITLE3 'BY TRICARE PRIME ENROLLMENT AND GENDER';
00015 TITLE4 'REGION 6 ONLY';
00016 RUN;
00017
00018
00019
00020
00021
00022
00023
00024
00025
00026
00027
00028
00029
00030
00031
00032
    
```

These commands produce the following output.

TABLE 111.5 09:55 Friday, January 30, 2004 15
 PEOPLE WHO SAW A SPECIALIST IN THE LAST 12 MONTHS
 BY TRICARE PRIME ENROLLMENT AND GENDER
 REGION 6 ONLY

	Active Duty - under 65						Enrolled - under 65					
	Male		Female		GROUP TOTAL		Male		Female		GROUP TOTAL	
	*	%	*	%	*	%	*	%	*	%	*	%
In 1st yr:did you see a specialist												
Yes	56392	12.12	22304	4.80	78696	16.92	36192	7.78	80241	17.25	116433	25.03
No	85260	25.87	19005	5.77	104265	31.64	32216	9.78	69264	21.02	101480	30.79
TOTAL	141652	17.83	41309	5.20	182961	23.02	68408	8.61	149505	18.81	217913	27.42

(Continued)

Here, as above, the SUM statistic is included to help determine the accuracy of the denominator definition.

Additional information about running SAS is available from the SAS Institute. Please consult the appropriate manuals for more detailed information.

See Table III.5 to view the entire table.

Table III.5
 People Who Saw a Specialist in the Last 12 Months
 by TRICARE Prime Enrollment and Gender
 Region 6 Only

	Active Duty - under 65						Enrolled - under 65					
	Male		Female		Group Total		Male		Female		Group Total	
	#	%	#	%	#	%	#	%	#	%	#	
In 1st yr: did you see a specialist												
Yes	56392	12.12	22304	4.80	78696	16.92	36192	7.78	80241	17.25	116433	
No	85260	25.87	19005	5.77	104265	31.64	32216	9.78	69264	21.02	101480	
Total	141652	17.83	41309	5.20	182961	23.02	68408	8.61	149505	18.81	217913	

(Continued)

Table III.5
 People Who Saw a Specialist in the Last 12 Months
 by TRICARE Prime Enrollment and Gender
 Region 6 Only

	Enrolled - under 65						Not enrolled - under 65						Not enrolled - 65 or over				
	Male		Female		Group Total		Male		Female		Group Total		Male		Female		
	%	#	%	#	%	#	%	#	%	#	%	#	%	#	%	#	
In 1st yr: did you see a specialist																	
Yes	25.03	50295	10.81	52690	11.33	102985	22.14	91849	19.75	75163	16.16						
No	30.79	36147	10.97	35543	10.79	71690	21.75	23772	7.21	28332	8.60						
Total	27.42	86442	10.88	88233	11.10	174675	21.98	115622	14.55	103495	13.02						

(Continued)

Table III.5
 People Who Saw a Specialist in the Last 12 Months
 by TRICARE Prime Enrollment and Gender
 Region 6 Only

	Not enrolled 65 or over	
	Group Total	
	#	%
In 1st yr:did you see a specialist		
Yes	167012	35.91
No	52105	15.81
Total	219116	27.57

How to Make a Table Using SPSS

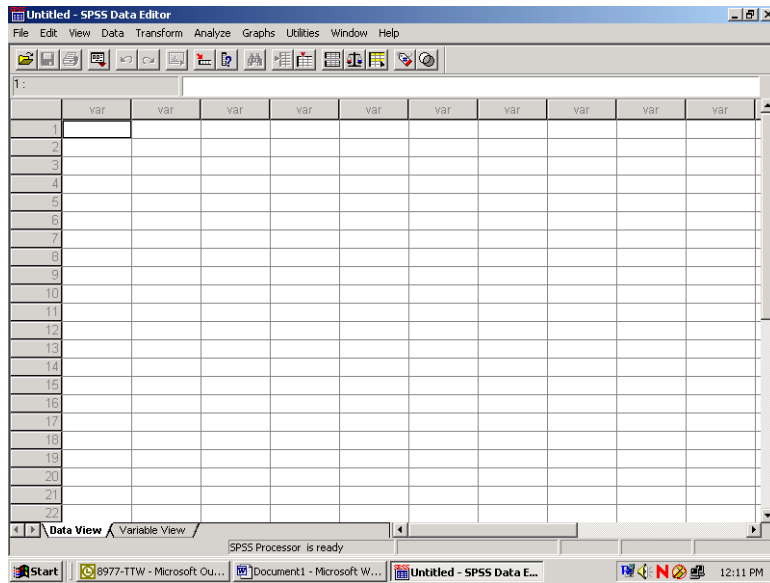
The 2003 Adult HCSDB dataset is in an SPSS format. SPSS is a computer software system used for data management, summarization, and analysis. SPSS can be run interactively, using menus, or in batch mode, using syntax commands. This guide instructs users on how to use SPSS dialog boxes to:

- Construct new variables
- Recode existing variables
- Select cases for analysis
- Weight cases for analysis
- Create customized tables

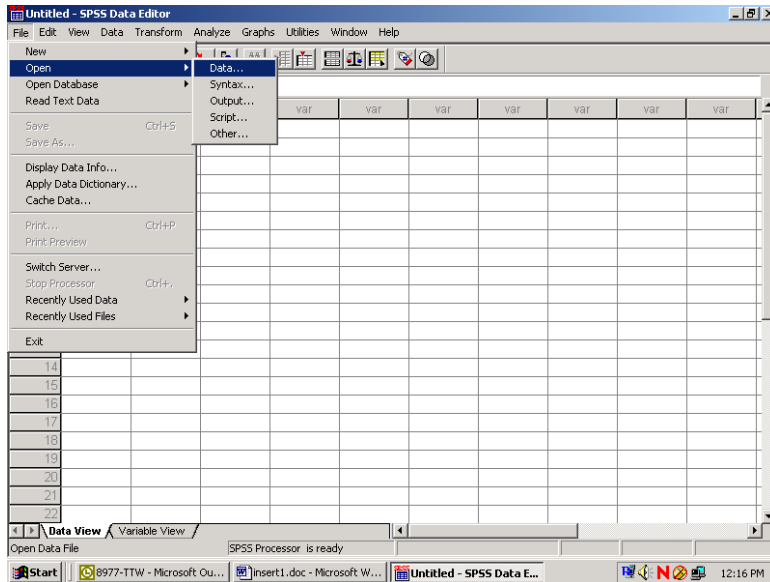
As you use the dialog boxes, you generate syntax automatically. This syntax may be pasted into a syntax file for future use or for modification.

Locating and opening the data file

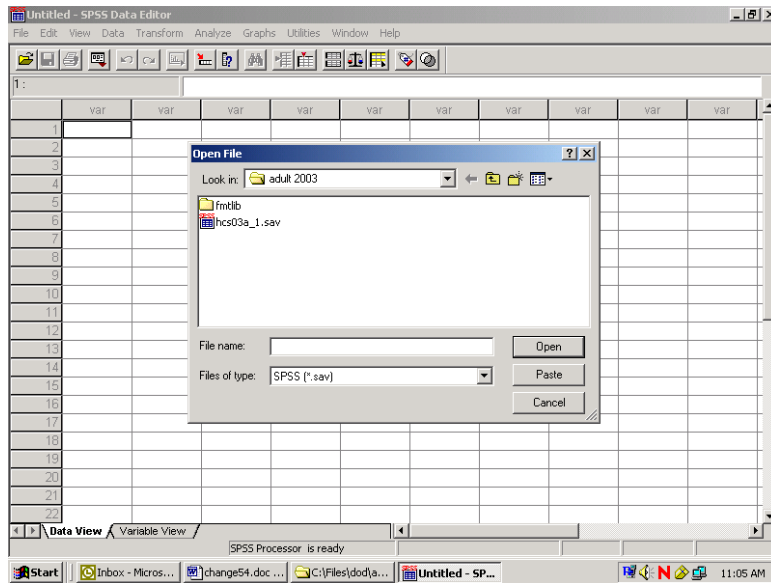
To begin an SPSS session, double click on the SPSS icon on your desktop. The Data Editor window will open and present a blank spreadsheet like the following screen:



Click on File in the upper left corner to open the following menu:



Select the **Open** option or choose a file from the list displayed. **Open** produces the following screen:



If the file is not in this directory, navigate through your folders until you locate it. Mark the file and click **Open**. You will be returned to the spreadsheet Data Editor with the file on view. The 2003 Adult HCSDB dataset has been opened and is displayed below.

	mprid	svcsmpl	sexsmpl	stratum	cacsmp1	enbgsmpl	mpcsmpl	nhff	servarea	dcatch	dmis
1	00255397	4.00	1.00	0005503	55.00 04	1.00	93.00		0055	0055	
2	00287957	2.00	2.00	0004803	48.00 04	1.00	94.00		0048	0104	
3	00311454	1.00	2.00	0003203	32.00 04	1.00	93.00 02		0032	0612	
4	00352140	4.00	2.00	0005503	55.00 04	1.00	93.00		0055	0055	
5	00352439	2.00	2.00	0012003	120.00 04	1.00	94.00 10		0120	0124	
6	00354995	1.00	1.00	0012003	120.00 04	2.00	94.00 10		0120	0911	
7	00357696	2.00	2.00	0003803	38.00 04	2.00	94.00 04		0038	0038	
8	00390751	1.00	2.00	0003203	32.00 04	1.00	93.00 02		0032	0032	
9	00391051	4.00	2.00	0004203	42.00 04	2.00	94.00 04		0042	0066	
10	00391779	4.00	2.00	0003803	38.00 04	1.00	94.00 04		0038	0042	
11	00392501	5.00	2.00	0004203	42.00 04	2.00	94.00 04		0042	0038	
12	00415963	4.00	2.00	0012003	120.00 04	1.00	94.00 10		0120	0993	
13	00422528	3.00	2.00	0004503	45.00 04	2.00	94.00		0045	0045	
14	00424250	1.00	2.00	0004803	48.00 04	1.00	94.00		0048	0048	
15	00430228	4.00	1.00	0004203	42.00 04	1.00	94.00 04		0042	0042	
16	00431591	1.00	2.00	0012003	120.00 04	2.00	94.00 10		0120	0120	
17	00432423	1.00	2.00	0003203	32.00 04	2.00	93.00 02		0032	0906	
18	00432746	2.00	2.00	0012003	120.00 04	2.00	94.00 10		0120	0124	
19	00433711	6.00	1.00	0000903	9.00 04	2.00	94.00		0009	0009	
20	00441868	1.00	2.00	0004503	45.00 04	1.00	94.00		0045	0045	
21	00445745	4.00	2.00	0010303	103.00 04	2.00	94.00 05		0103	0103	
22	00446302	1.00	2.00	0006103	61.00 04	1.00	93.00		0061	0061	

Constructing new variables

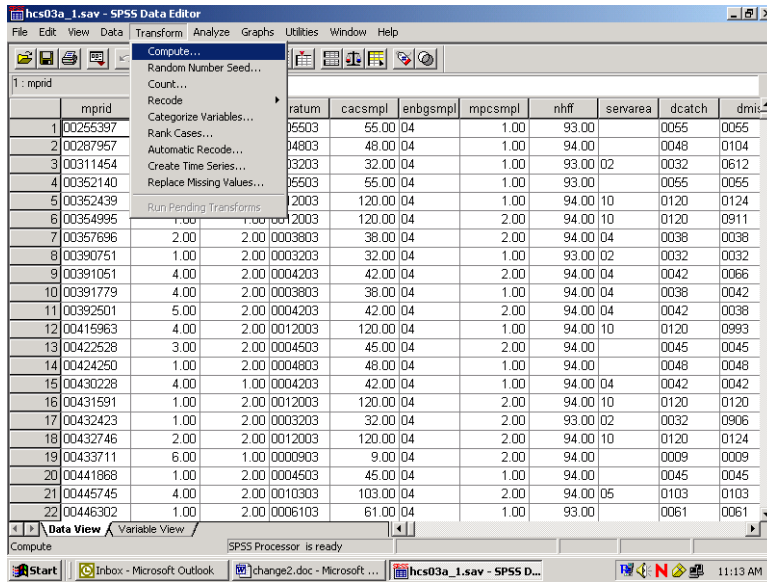
Data can be evaluated from many different aspects. It is sometimes useful to build new variables from combinations of the existing ones and to examine their distributions.

For example, the variable in the file for beneficiary group at the time of sampling is called *xbngrp*, and the variable for sex is *xsexa*. The value 1 for *xbngrp* indicates that the individual is on active duty. The relationships for constructing a new variable of active duty by sex are:

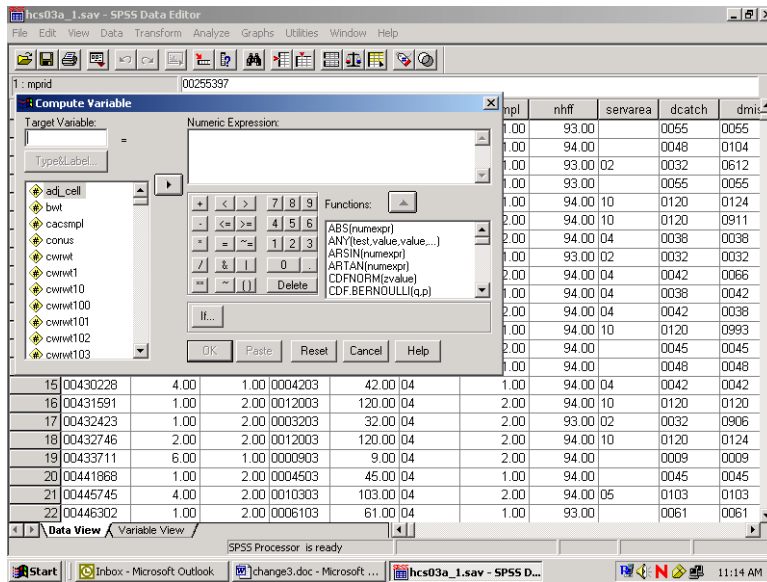
Active-duty-males: **xsexa=1 and XBNFGRP=1**

Active-duty-females: **xsexa=2 and XBNFGRP=1**

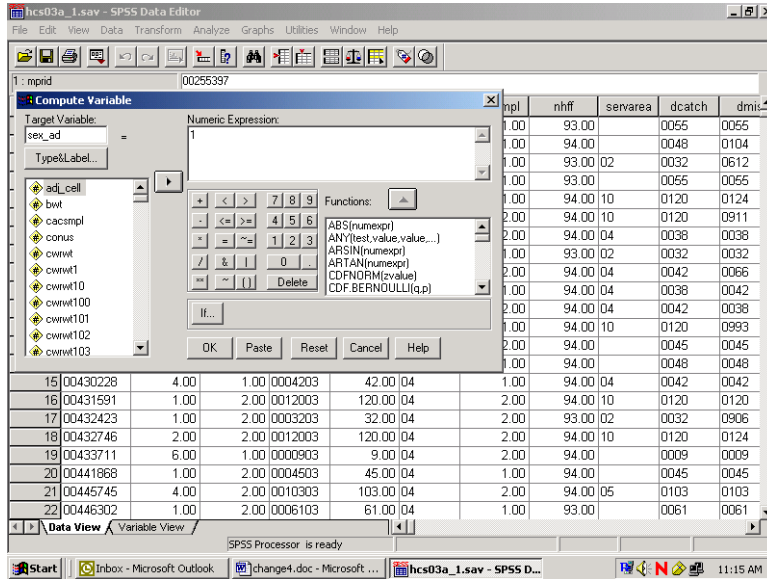
Open the Transform menu and select Compute as in the following:



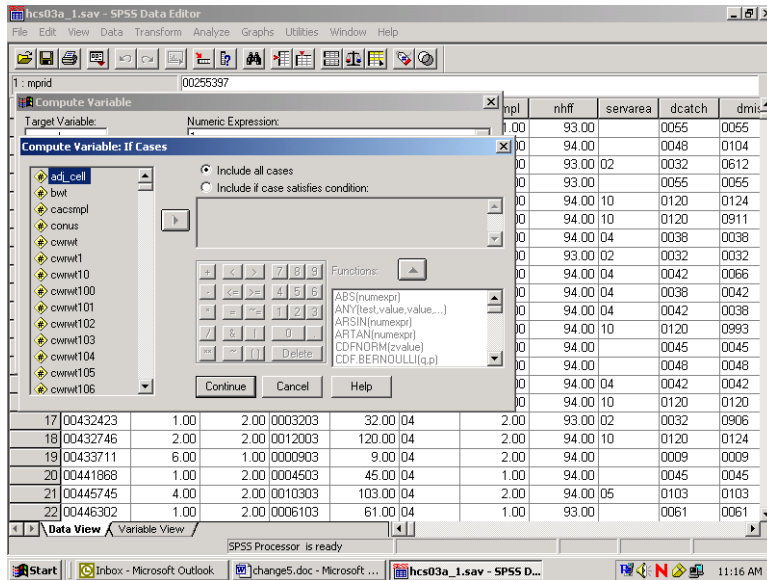
The following dialog box will open:



You can build the new variable in two steps to express the two conditions. The first task is to give the new variable a name and its first value. Enter the Target Variable slot and name the new variable `sex_ad`. Next, assign the value 1 to `sex_ad` by entering it into the slot for Numeric Expression. Your screen should look like the following:

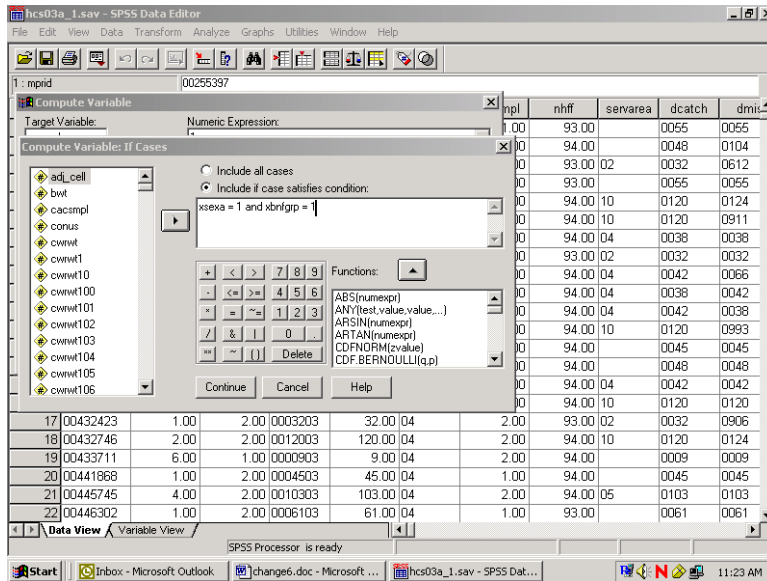


Once you we have assigned the value 1 to `sex_ad`, you can build the condition that qualifies the assignment. Click on `If..` and open the following dialog box:

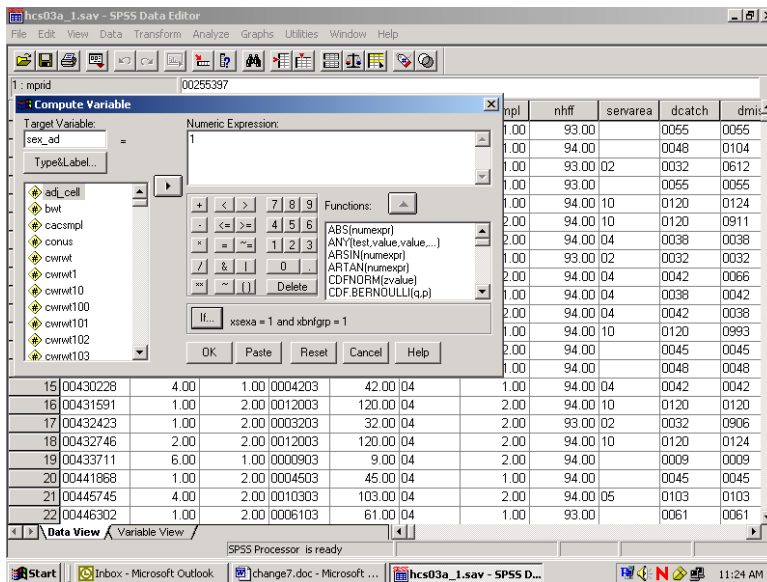


Click on the circle indicating Include if case satisfies condition, and the black dot will move to that circle. The slot underneath will open, ready for your input. Build the “if” condition. Write it directly into the slot or move the elements into the slot from the given options. Add the elements xsexa = 1 & xbnfgrp = 1.

The screen should resemble the following:



Click on Continue and return to the previous screen, which will now look like this:



Your condition will be written next to the If button. Click on OK to exit the dialog box, and the variable sex_ad will be created with its value set to 1.

The next step is to build the second condition for the new variable, which will set it to the value 2. Reopen the Compute dialog box. The commands you just gave still appear in the dialog box. Simply

assign the value 2 to `sex_ad`, press `lf`, and enter the new condition to identify active duty females. Click Continue, and finish with OK. The condition, if `xsexa = 2` and `xbnfgrp = 1`, will be added to the new variable `sex_ad`.

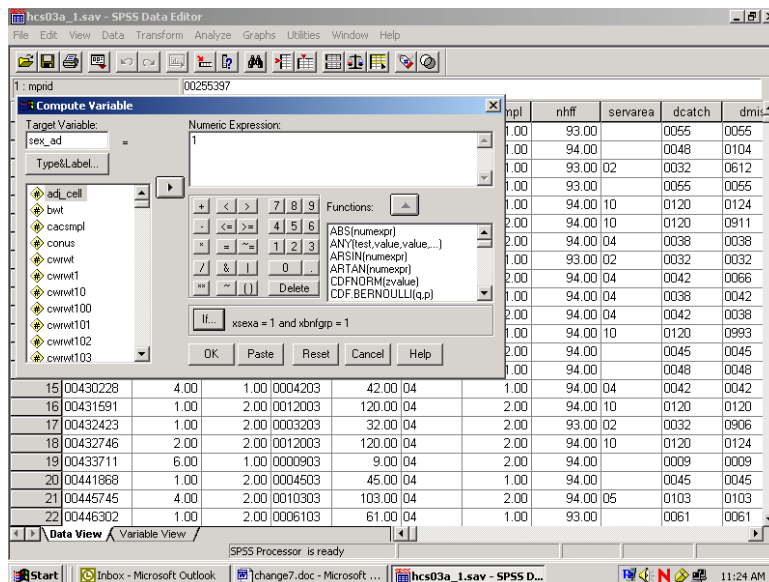
Once you have created a new variable, you may want to add it permanently to the dataset. The new variable is computed for each case in the file and added to the view in the Data Window after the last variable in the dataset. The variable name is the column heading.

Since the HCSDB data set carries Read-Only status to protect it from corruption, changes to it cannot be saved. At the end of the day, when the work session ends and you exit SPSS, the file will revert to its former status and the new variables will be lost. The solution is to save the dataset under a new name when you exit. Choose the Save As option on the File menu, and you will be prompted to name the file and to save it in a folder of your choosing. Give the file a new name and save it. Open the new expanded file anytime for processing.

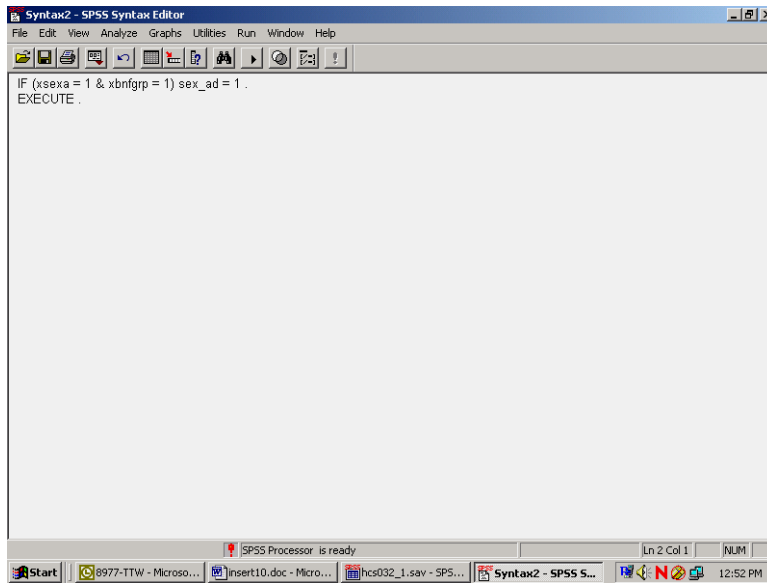
Suppose you do not want to use up your disk space for expanded copies of the dataset. Another option is to save the syntax you have generated in a file that can be run as it is needed. Syntax is a written instruction generated by the commands you give in a dialog box. These “sentences” can be saved in a file and executed when needed. This is the batch mode of processing syntax commands. Syntax files take up very little space.

Experienced SPSS programmers, who have mastered SPSS syntax, often prefer to work only in batch mode. This option is available to users who have not mastered the syntax language. You can paste the commands, generated interactively in the dialog box, onto a syntax file.

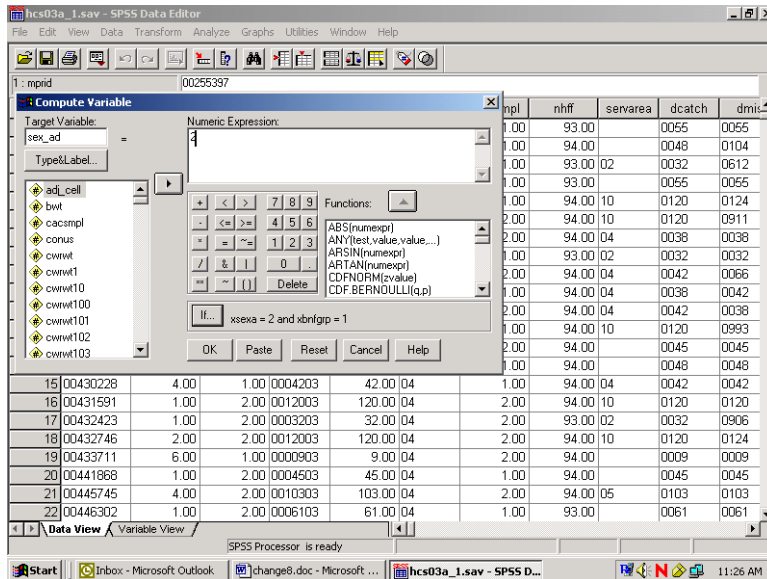
Recall the compute example for the new variable `sex_ad`. The screen below is the result of assigning 1 to `sex_ad` according to an `lf` condition. You clicked on OK to set the value. Returning to the screen and clicking on Paste writes the command to a syntax file.



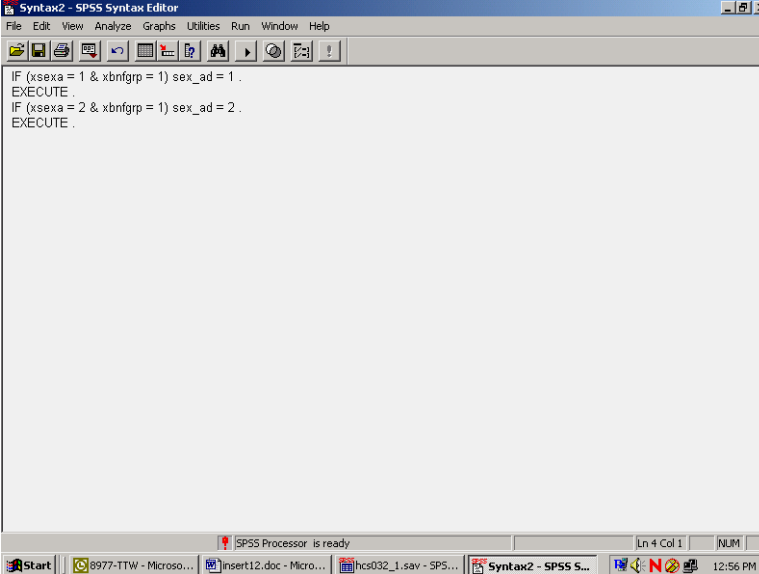
Click on the Paste button, and the syntax window below will open with the syntax written in it.



Now return to the compute dialog box.



Assign the value **2** to **sex_ad** as in the diagram above. Select **Paste**, and these commands will be appended to the syntax file.



```
Syntax2 - SPSS Syntax Editor
File Edit View Analyze Graphs Utilities Run Window Help
IF (xsexa = 1 & xbnfgrp = 1) sex_ad = 1 .
EXECUTE .
IF (xsexa = 2 & xbnfgrp = 1) sex_ad = 2 .
EXECUTE .
Ln 4 Col 1 NUM
SPSS Processor is ready
Start | g977-TTW - Microso... | insert12.doc - Micro... | hcs032_1.sav - SP5... | Syntax2 - SPSS S... | 12:56 PM
```

The results appear in the screen above. SPSS gives default names to syntax files, such as Syntax1, Syntax2, etc., as they are created. It is a good idea to save the syntax, re-naming the file using the **Save As** option on the **File** menu. Use a name that has some meaning to you, e.g., **New_computes**. The file will automatically receive the suffix **.sps**.

Another option for adding new variables to the dataset is to **Recode** existing variables **into** new variables. A common example involves **grouping** an age variable into age categories as shown below, using the variable **DAGEQY**, which exists on our dataset. **DAGEQY** is coded in years from 18 to 104, which can be grouped into four age categories:

18 to 34 = 1 - label: "young adult"

35 to 49 = 2 - label: "mature adult"

50 to 65 = 3 - label: "middle-age"

66 to 104 = 4 - label: "senior citizen"

The new variable is called **age_grp**.

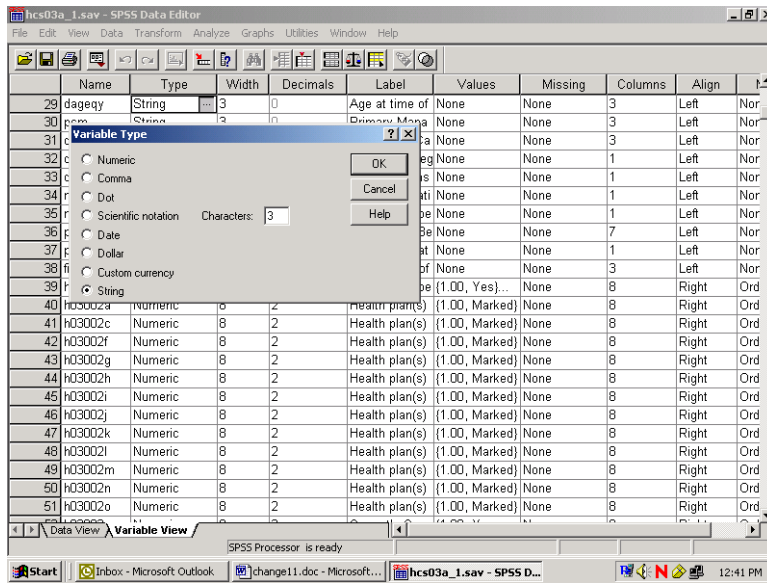
DAGEQY is a string variable. In order for it to be recoded using grouping criteria, it must be converted to a numeric variable. In the data window go to the column for the variable **DAGEQY** and click in the gray area at the top of the column causing the variable to be selected as the following screen indicates.

	e11	e12	servaff	mtlstat	raceethn	pnsexcd	legddscd	dageqy	pcm	dbencat	dmedelg	dspo
1			F			M	45	063		DA	1	F
2			N			F	01	020		DA	2	N
3			A			F	30	033		DA	2	A
4			F			F	30	048		DGR	2	F
5			N			F	30	022		DA	2	N
6			S	Z	D	M	30	066		DA	2	A
7			N			F	30	033		DGR	2	N
8			A			F	30	036		DA	2	A
9			F	Z	D	F	30	050		DA	2	F
10			F			F	30	023		DGR	2	F
11			N			F	30	041		DA	2	C
12			S			F	30	046		DA	2	F
13			F			F	30	069		DA	2	M
14			A	Z		F	30	037		DA	2	A
15			F	Z	Z	M	45	064		DA	1	F
16			F			F	30	045		DA	2	A
17			S		Z	F	30	032		DA	2	A
18			N			F	30	048		DA	2	N
19			F			M	30	047		DA	2	X
20			F			F	30	046		DA	2	A
21			N			F	30	037		DA	2	F
22			A			F	30	037		DGR	2	A

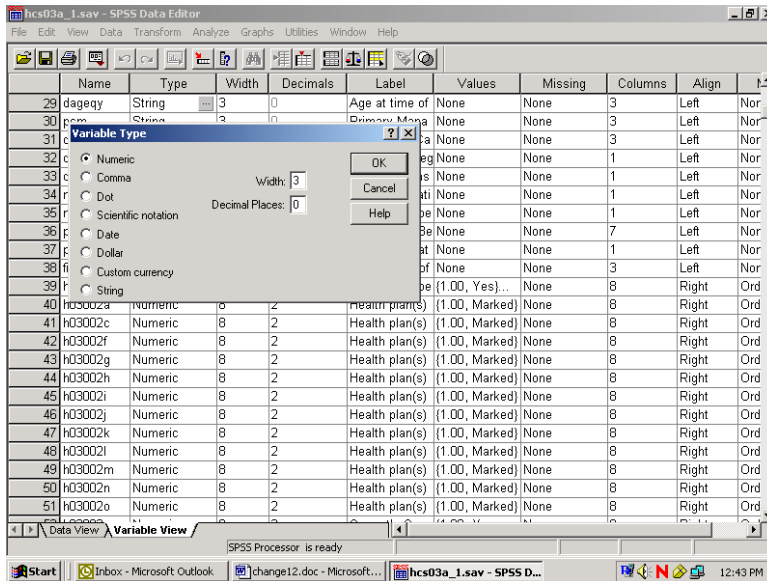
Click on the Variable View tab at the Lower Left of your screen and the screen will change to the following:

	Name	Type	Width	Decimals	Label	Values	Missing	Columns	Align	Format
29	dageqy	String	3	0	Age at time of	None	None	3	Left	Nor
30	pcm	String	3	0	Primary Mana	None	None	3	Left	Nor
31	dbencat	String	3	0	Beneficiary Ca	None	None	3	Left	Nor
32	dmedelg	String	1	0	Medical Privleg	None	None	1	Left	Nor
33	dsponsvc	String	1	0	Derived Spons	None	None	1	Left	Nor
34	mbrelcd	String	1	0	Member Relati	None	None	1	Left	Nor
35	medtype	String	1	0	Medicare Type	None	None	1	Left	Nor
36	patcat	String	7	0	Aggregated Be	None	None	7	Left	Nor
37	pnlcatcd	String	1	0	Personnel Cat	None	None	1	Left	Nor
38	fieldage	String	3	0	Age at start of	None	None	3	Left	Nor
39	h03001	Numeric	8	2	Are you the pe	(1.00, Yes)...	None	8	Right	Ord
40	h03002a	Numeric	8	2	Health plan(s)	(1.00, Marked)	None	8	Right	Ord
41	h03002c	Numeric	8	2	Health plan(s)	(1.00, Marked)	None	8	Right	Ord
42	h03002f	Numeric	8	2	Health plan(s)	(1.00, Marked)	None	8	Right	Ord
43	h03002g	Numeric	8	2	Health plan(s)	(1.00, Marked)	None	8	Right	Ord
44	h03002h	Numeric	8	2	Health plan(s)	(1.00, Marked)	None	8	Right	Ord
45	h03002i	Numeric	8	2	Health plan(s)	(1.00, Marked)	None	8	Right	Ord
46	h03002j	Numeric	8	2	Health plan(s)	(1.00, Marked)	None	8	Right	Ord
47	h03002k	Numeric	8	2	Health plan(s)	(1.00, Marked)	None	8	Right	Ord
48	h03002l	Numeric	8	2	Health plan(s)	(1.00, Marked)	None	8	Right	Ord
49	h03002m	Numeric	8	2	Health plan(s)	(1.00, Marked)	None	8	Right	Ord
50	h03002n	Numeric	8	2	Health plan(s)	(1.00, Marked)	None	8	Right	Ord
51	h03002o	Numeric	8	2	Health plan(s)	(1.00, Marked)	None	8	Right	Ord

In the Type column click on the gray square and the following Menu will open.

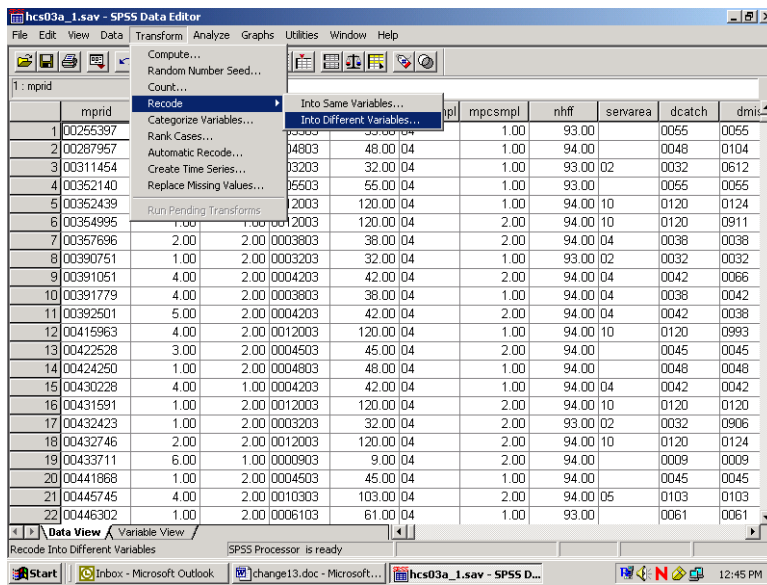


Transfer the black dot from String to Numeric as follows:

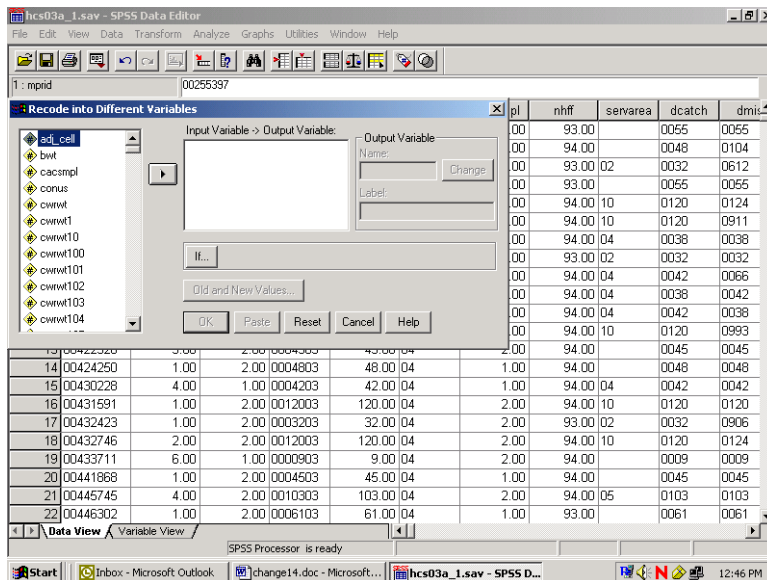


Click on Continue to set the changes. Click on the Data View tab to return to the Data Editor window.

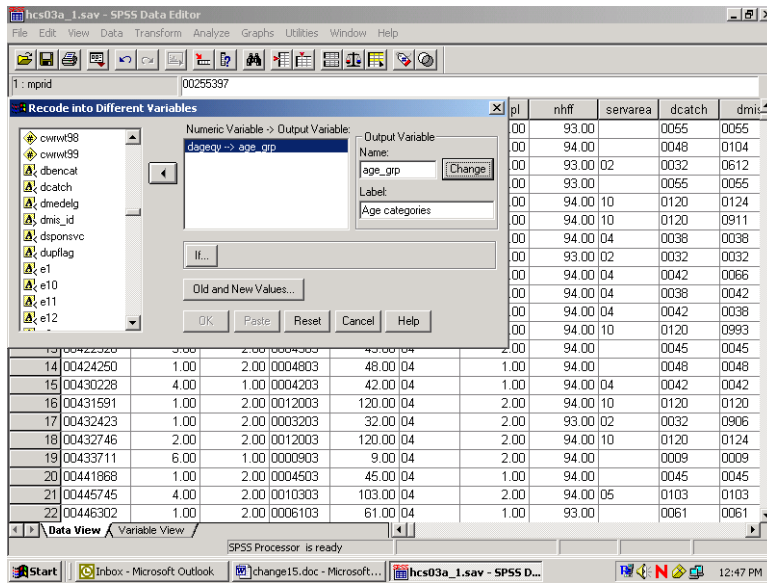
Now from the **Transform** menu, choose **Recode** and **Into Different Variables** as pictured below:



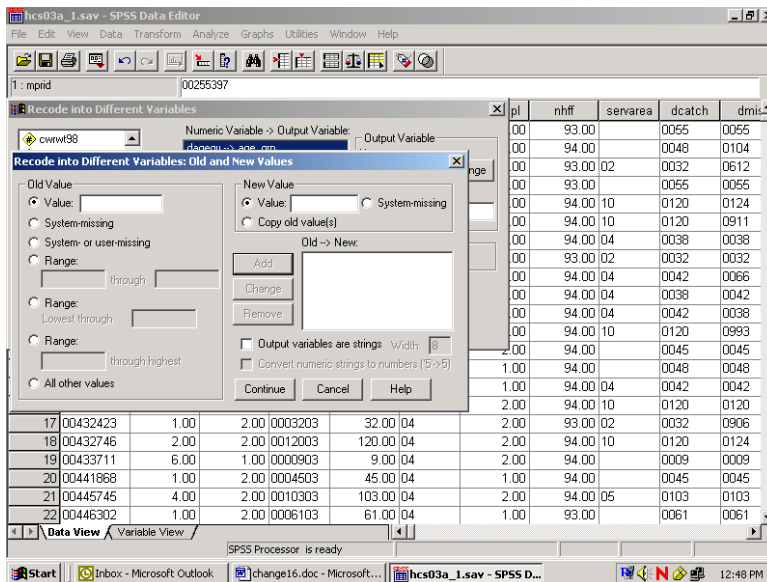
The following dialog box will open:



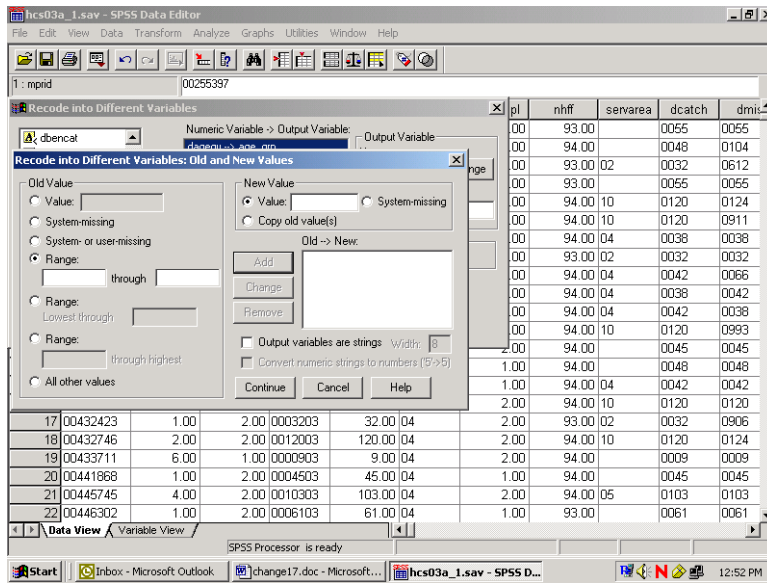
Move **DAGEQY** from the variable list on the left to the box labeled **Input Variable -> Output Variable**. In the **Name** slot, enter the new variable name **age_grp**. Enter **Age Categories**, the variable label, in the **Label** slot. Click on **Change**. The dialog box should look like the one below.



Click on Old and New Values, and the following dialog box will open:

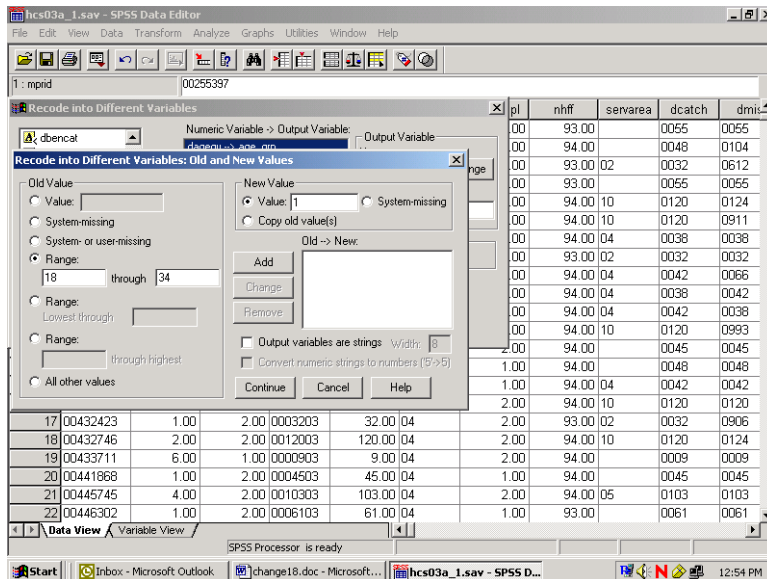


The next step in grouping the age variable is to specify the existing values of **Age** to be recoded. To do this, click on the **Range** circle under **Old Value**.

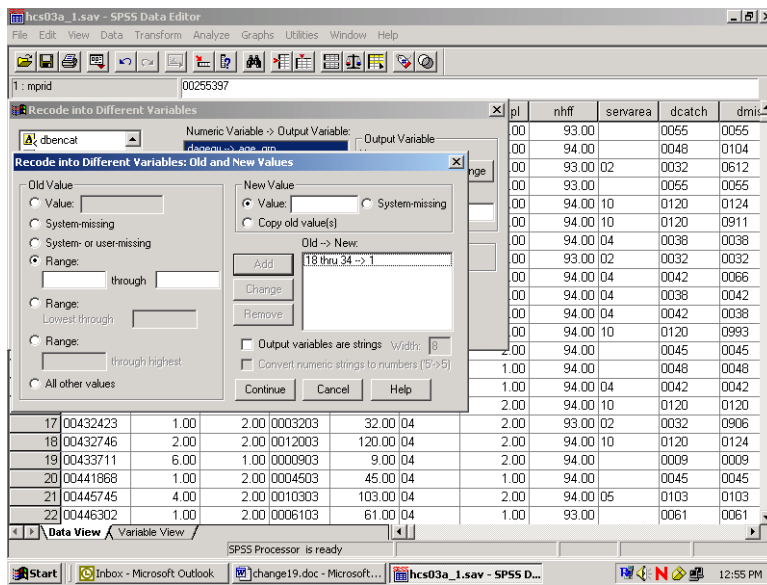


Once the appropriate slots are open, you have four ranges to enter.

First, enter **18 through 34** in the slots provided under **Range**. Next, enter the value **1** in the **Value** slot under **New Value**. **Add** is now illuminated.

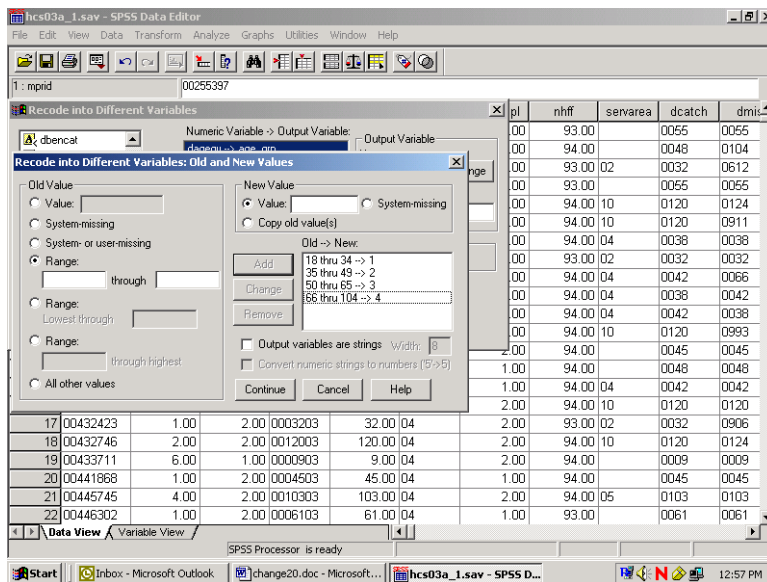


Clicking on Add produces the following result:

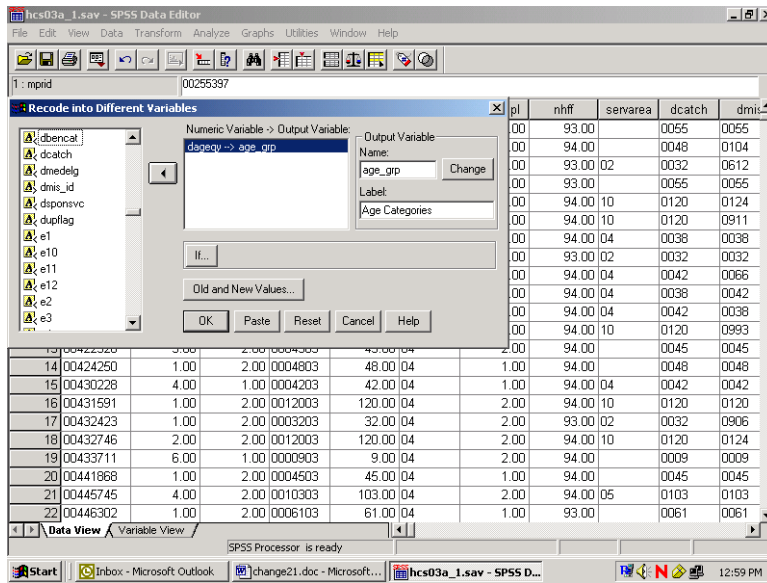


The specified range appears in the box labeled **Old -> New**, and the **Range** and **Value** slots have been cleared to permit additional entries.

The three remaining ranges are built in the same manner, adding each specification, until the dialog box looks like the one below.



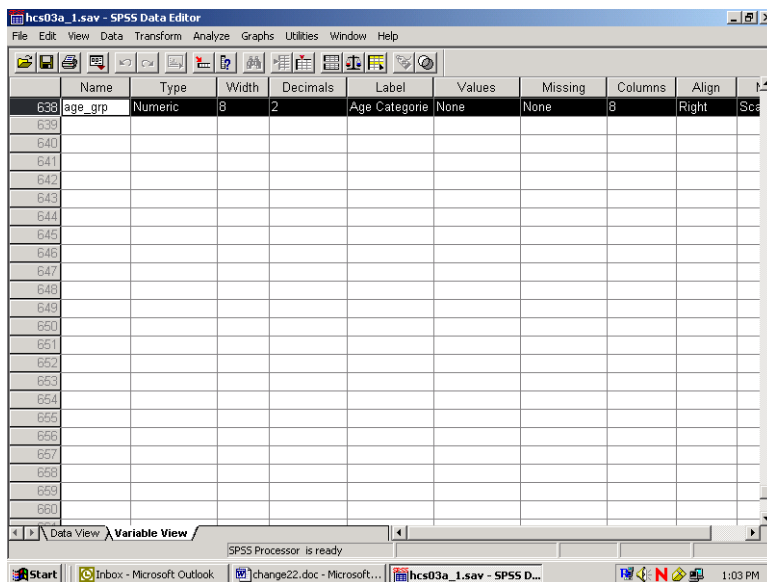
Click on Continue and return to the previous screen.



Click on **OK** to exit the screen. The new variable **age_grp** has been created. The **Recode** syntax can be pasted to a syntax file.

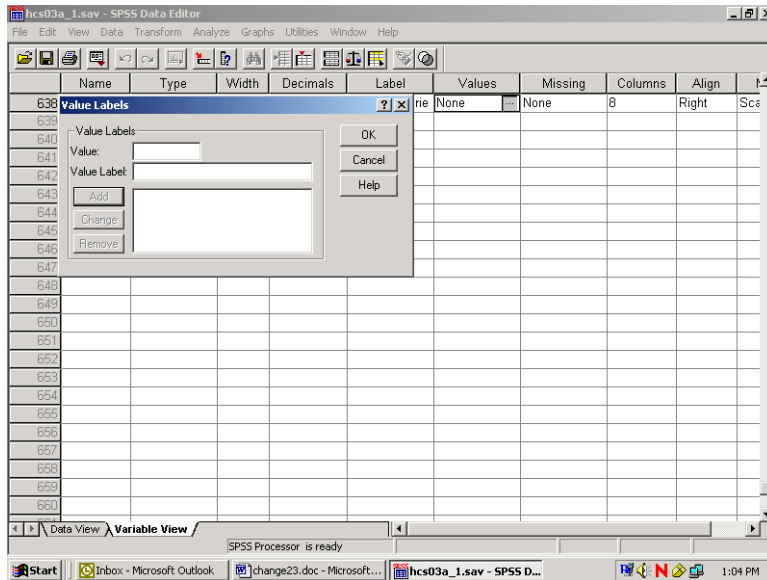
The final task is to create the value labels for the new variable **age_grp**. Labeling variables makes output from statistical reporting procedures much clearer and more elegant.

In the **Data Window**, go to the column for the new variable **age_grp** and double click in the gray area containing the variable name. The screen will change to variable view:

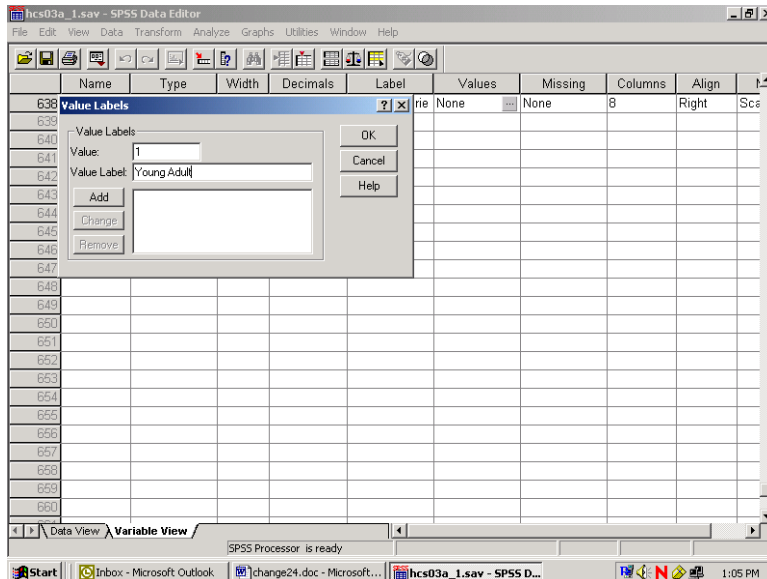


The variable **age_grp** is shown with its attributes.

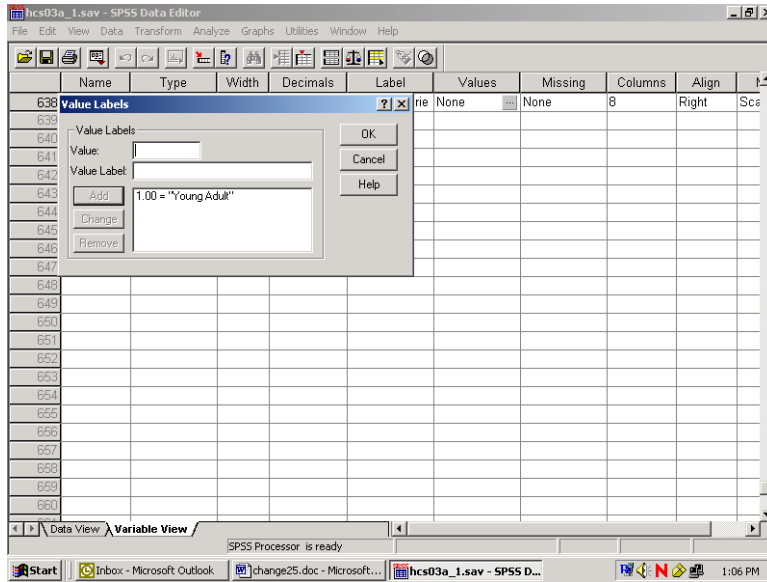
Click in the cell under **Values** and the following dialog box will open:



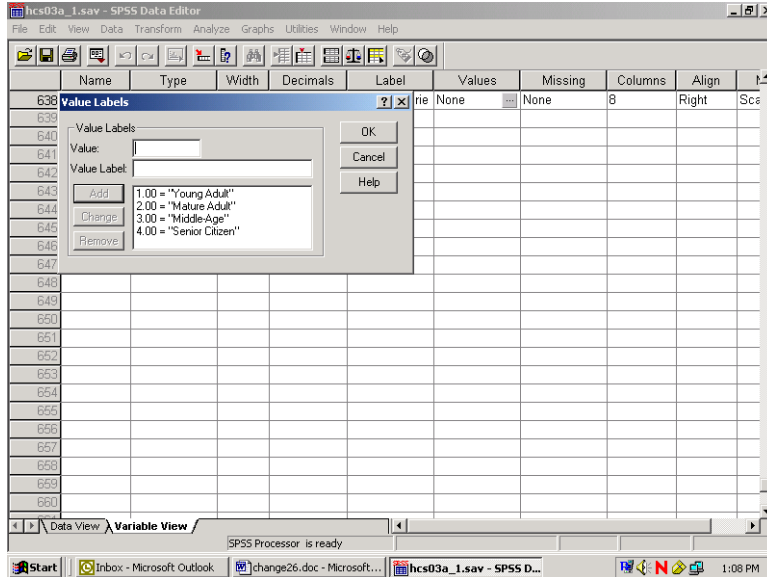
You can then begin to label the *values* of **age_grp**. Enter **1** in the slot marked **Value**, and enter the label **Young Adult** in the slot marked Value Label. The screen will look like the following:



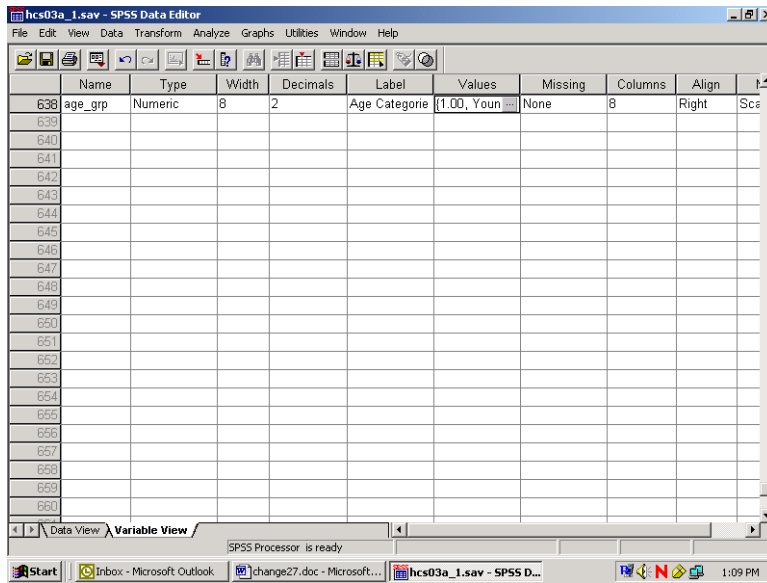
Add is now illuminated. Click on **Add** and the text of your command will appear in the central box, clearing the slots for further entries, as in the next screen.



Build the other three labels until the screen looks like the following:



Click on **OK** and the screen will appear as follows:



Click on the **Data View** tab to return to the data screen.

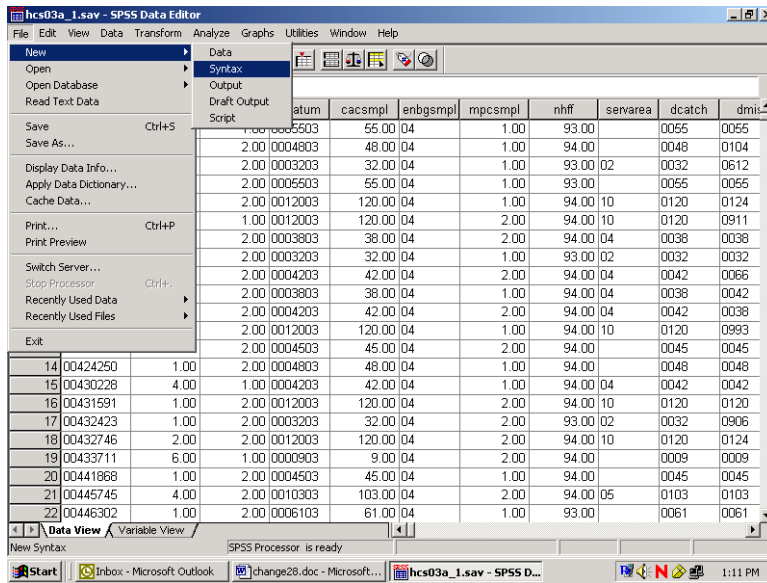
Limiting the Number of Variables

The HCSDb dataset contains many variables. To speed up software performance time, it may be desirable to limit the number of variables for analysis. There are ways to do this.

The first is to **Save** a subset of variables in a new file with a new name. This option is available only through syntax. The **Keep** or **Drop** command lets you save a subset of variables. The choice of **Keep** or **Drop** is dependent on which list is shorter to write.

For example, suppose you want to run some procedures to evaluate the rating of all experiences with the health plan as it relates to the beneficiaries' state of health. You are also interested in the differences between military and civilian services, and in differences within these groupings by gender. Moreover, you want to look at regional differences and differences among catchment areas. You can do all the work on a subset of only nine variables, saving them in a separate file.

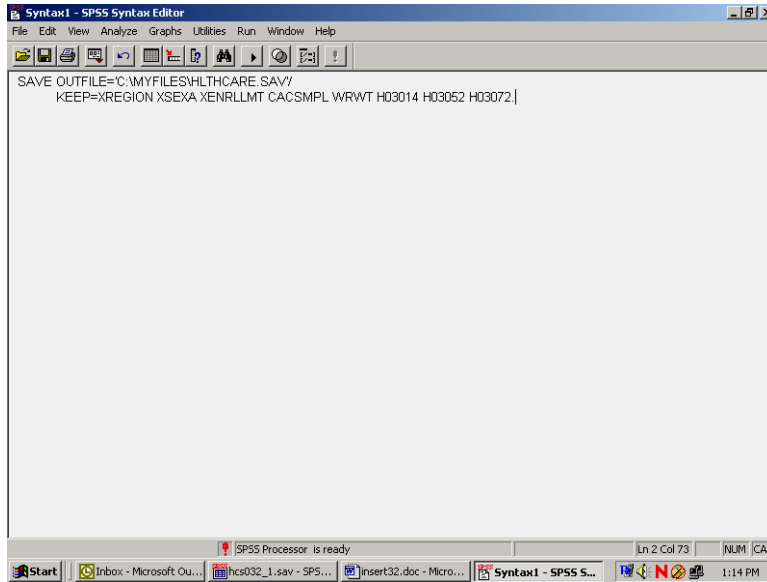
To write the syntax, open a syntax window. If you want to create a new syntax file, choose **New, Syntax** on the **File** menu as in the following:



A blank syntax window will open.

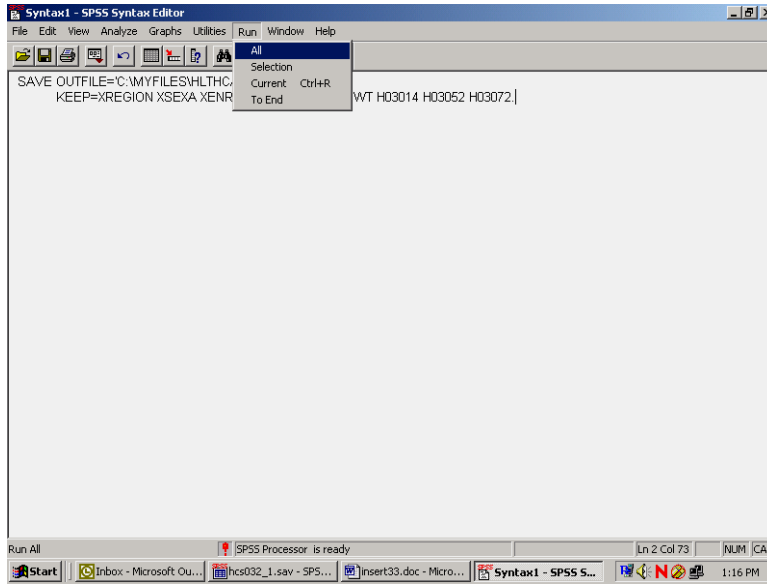
Write the following command, substituting the file name and directory specification:

**SAVE OUTFILE='C:\MYFILES\HLTHCARE.SAV'/KEEP=XREGION XSEX XENRLLMT
CACSMPL CWRWT XBNFGRP H03014 H03052 H03072.** as in the following:



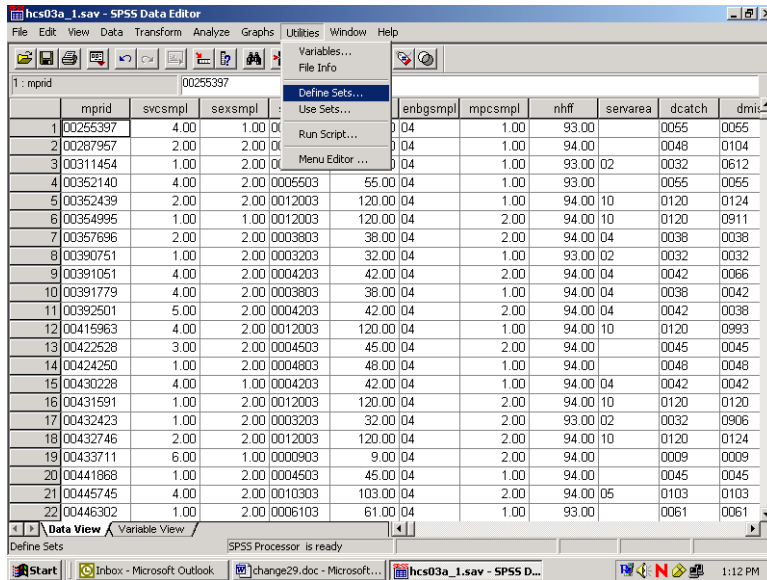
Upper case is optional. Be sure to enclose the entire file name in single quotes and to type a period at the end of the command.

Run the command by choosing the **Run** menu and selecting **All** from the choices.

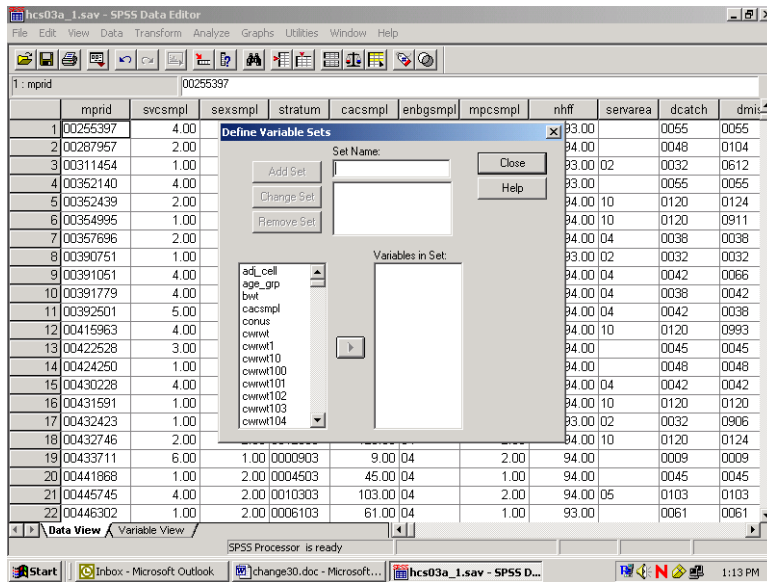


Open the new file according to the specifications at the beginning of this chapter.

The second way to limit the number of variables for analysis is to define a subset of *variables* that will appear in the dialog boxes for procedures. Using the **Utility** menu, define a subset of variables as in the following:

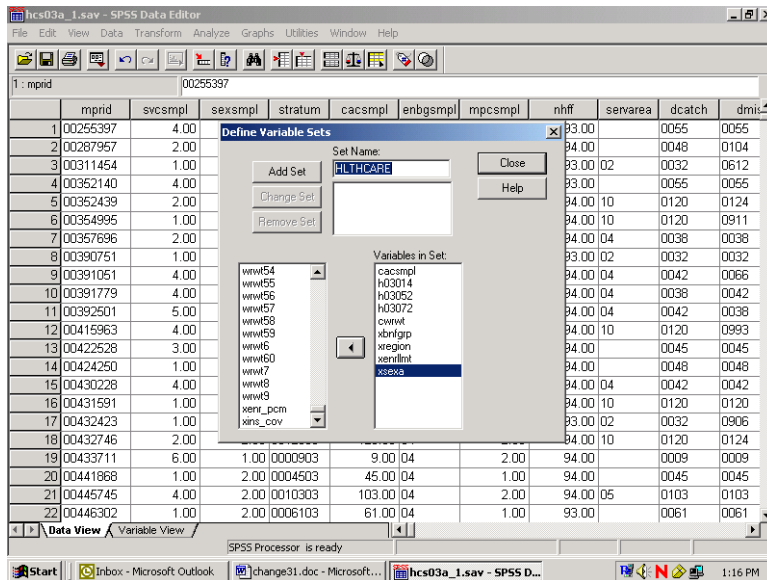


Select Define Sets.

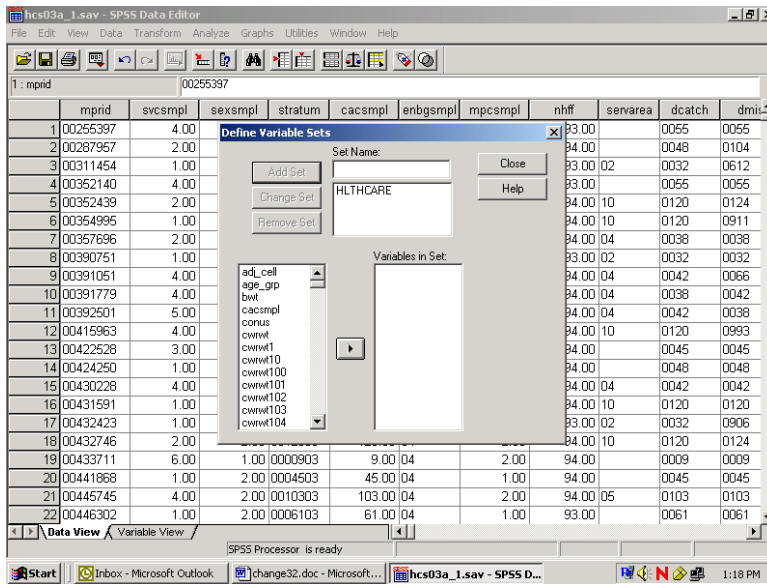


Insert a name for the subset of variables in the slot labeled **Set Name**. Move the variables you want to subset from the list on the left to the slot marked **Variables in Set**. By way of illustration, we will move the nine variables selected for the day's processing.

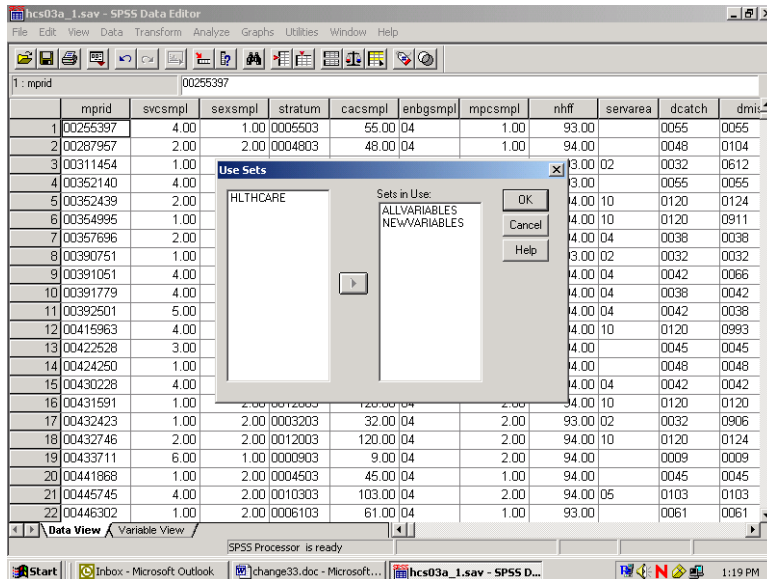
The screen should look like the following:



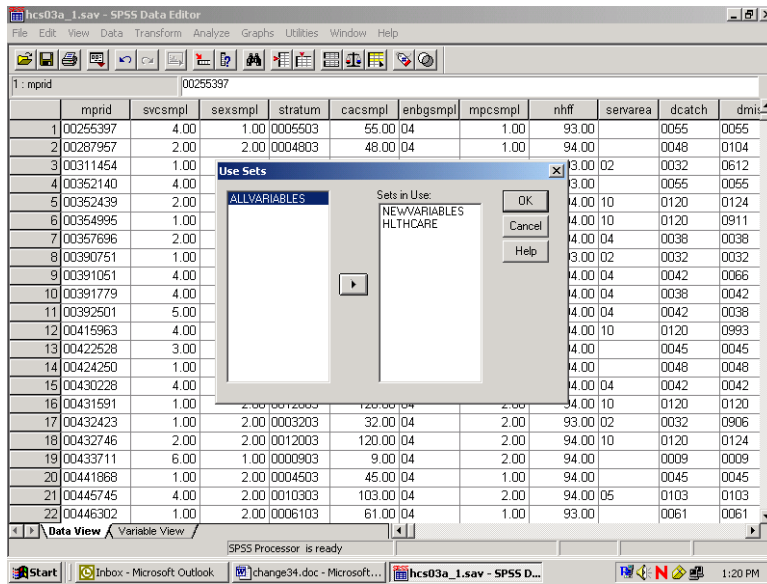
Click on **Add Set** to save the set specifications. The screen will change to the following:



The set is now available for use. To use the set, **Close** the dialog box, reopen the **Utilities** menu, choose **Use Sets...**, and receive this screen:



Move HLTHCARE from the left slot to the right slot, which is labeled **Sets in Use**. Transfer ALLVARIABLES from the right to the left slot. Leave NEWVARIABLES where it is. **OK** saves this change.



Until you change this specification, only nine original variables and any new variables will appear in the dialog boxes associated with procedures.

Limiting the Number of Observations

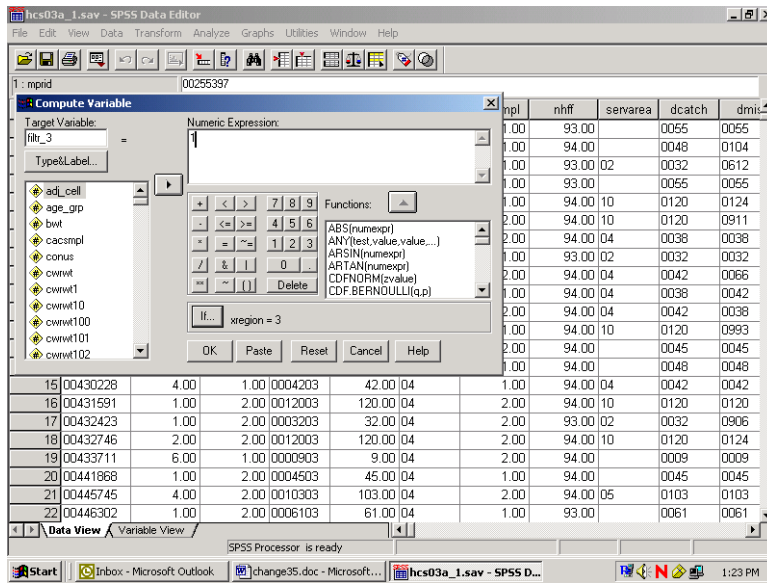
There are many ways to limit the number of observations available to statistical reporting procedures. The method illustrated here involves using **filter variables** with a menu-driven **Filter By** option. Using filters deactivates but does not delete cases from the file. A diagonal line appears next to the filtered cases in the **Data Window**.

The first task is to **compute** a filter variable for all the cases in the file.

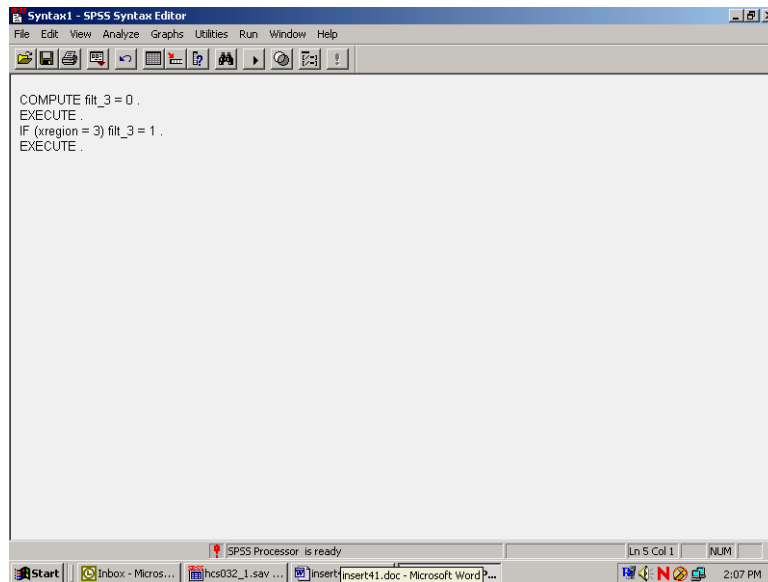
A filter variable has two values: **0** and **1**. The **1** indicates that the case will be included for procedures. The **0** flags the case for removal.

For example, suppose you want to produce a table for people who live in the Southeast, i.e., cases for which the variable **xregion = 3**. You would build a filter variable named **filtr_3**, which has the value **1** associated with the cases in the Southeast and 0 for all the other cases in the file. The logic is: if **xregion = 3**, then **filtr_3 = 1**, else **filtr_3 = 0**.

The screen below shows the final step in computing the filter variable. The variable was first initialized to **0**. Then, the "If" condition was built for setting the filter variable to **1**. You are now working with a subset of variables, allowing the dialog boxes to be used more efficiently.



The screen that follows shows the syntax that was generated as you built the variable `filtr_3`.



Once you build the filter variable, you can apply it for analyzing only those people from the Southeast.

Using the **Data** menu, choose **Select Cases**.

	sexsmpl	stratum	cacsmpl	enbgsmpl	mpcsmpl	nhff	servarea	dcatch	dmi	
1	0025E	1.00	0005503	55.00	04	1.00	93.00	0055	0055	
2	00287	2.00	0004803	48.00	04	1.00	94.00	0048	0104	
3	00311	2.00	0003203	32.00	04	1.00	93.00	0032	0612	
4	00352	2.00	0005503	55.00	04	1.00	93.00	0055	0055	
5	00352	2.00	0012003	120.00	04	1.00	94.00	0120	0124	
6	00354	1.00	0012003	120.00	04	2.00	94.00	0120	0911	
7	00357	2.00	0003803	38.00	04	2.00	94.00	0038	0038	
8	0039C	2.00	0003203	32.00	04	1.00	93.00	0032	0032	
9	00391051	4.00	2.00	0004203	42.00	04	2.00	94.00	0042	0066
10	00391779	4.00	2.00	0003803	38.00	04	1.00	94.00	0038	0042
11	00392501	5.00	2.00	0004203	42.00	04	2.00	94.00	0042	0038
12	00415963	4.00	2.00	0012003	120.00	04	1.00	94.00	0120	0993
13	00422528	3.00	2.00	0004503	45.00	04	2.00	94.00	0045	0045
14	00424250	1.00	2.00	0004803	48.00	04	1.00	94.00	0048	0048
15	00430228	4.00	1.00	0004203	42.00	04	1.00	94.00	0042	0042
16	00431591	1.00	2.00	0012003	120.00	04	2.00	94.00	0120	0120
17	00432423	1.00	2.00	0003203	32.00	04	2.00	93.00	0032	0906
18	00432746	2.00	2.00	0012003	120.00	04	2.00	94.00	0120	0124
19	00433711	6.00	1.00	0000903	9.00	04	2.00	94.00	0009	0009
20	00441868	1.00	2.00	0004503	45.00	04	1.00	94.00	0045	0045
21	00445745	4.00	2.00	0010303	103.00	04	2.00	94.00	0103	0103
22	00446302	1.00	2.00	0006103	61.00	04	1.00	93.00	0061	0061

In the dialog box, check **Use filter variable**. Move the variable **filtr_3** from the variable list on the left side of the dialog box into the slot provided, as indicated below. Check that the option **Filtered** is checked under **Unselected Cases Are**. This is the default option.

Click **OK** and exit the dialog box.

	sexsmpl	stratum	cacsmpl	enbgsmpl	mpcsmpl	nhff	servarea	dcatch	dmi	
1	0025E	1.00	0005503	55.00	04	1.00	93.00	0055	0055	
2	00287	2.00	0004803	48.00	04	1.00	94.00	0048	0104	
3	00311	2.00	0003203	32.00	04	1.00	93.00	0032	0612	
4	00352	2.00	0005503	55.00	04	1.00	93.00	0055	0055	
5	00352	2.00	0012003	120.00	04	1.00	94.00	0120	0124	
6	00354	1.00	0012003	120.00	04	2.00	94.00	0120	0911	
7	00357	2.00	0003803	38.00	04	2.00	94.00	0038	0038	
8	0039C	2.00	0003203	32.00	04	1.00	93.00	0032	0032	
9	00391051	4.00	2.00	0004203	42.00	04	2.00	94.00	0042	0066
10	00391779	4.00	2.00	0003803	38.00	04	1.00	94.00	0038	0042
11	00392501	5.00	2.00	0004203	42.00	04	2.00	94.00	0042	0038
12	00415963	4.00	2.00	0012003	120.00	04	1.00	94.00	0120	0993
13	00422528	3.00	2.00	0004503	45.00	04	2.00	94.00	0045	0045
14	00424250	1.00	2.00	0004803	48.00	04	1.00	94.00	0048	0048
15	00430228	4.00	1.00	0004203	42.00	04	1.00	94.00	0042	0042
16	00431591	1.00	2.00	0012003	120.00	04	2.00	94.00	0120	0120
17	00432423	1.00	2.00	0003203	32.00	04	2.00	93.00	0032	0906
18	00432746	2.00	2.00	0012003	120.00	04	2.00	94.00	0120	0124
19	00433711	6.00	1.00	0000903	9.00	04	2.00	94.00	0009	0009
20	00441868	1.00	2.00	0004503	45.00	04	1.00	94.00	0045	0045
21	00445745	4.00	2.00	0010303	103.00	04	2.00	94.00	0103	0103
22	00446302	1.00	2.00	0006103	61.00	04	1.00	93.00	0061	0061

When you return to the **Data Window**, notice the slanting line next to some of the cases in the file. Those cases have been filtered out.

	mpcsmpl	nhff	servarea	dcatch	dmic
1	1.00	93.00		0055	0055
2	1.00	94.00		0048	0104
3	1.00	93.00	02	0032	0612
4	1.00	93.00		0055	0055
5	1.00	94.00	10	0120	0124
6	2.00	94.00	10	0120	0911
7	2.00	94.00	04	0038	0038
8	1.00	93.00	02	0032	0032
9	2.00	94.00	04	0042	0066
10	1.00	94.00	04	0038	0042
11	2.00	94.00	04	0042	0038
12	1.00	94.00	10	0120	0993
13	2.00	94.00		0045	0045
14	1.00	94.00		0048	0048
15	1.00	94.00	04	0042	0042
16	2.00	94.00	10	0120	0120
17	2.00	93.00	02	0032	0906
18	2.00	94.00	10	0120	0124
19	2.00	94.00		0009	0009
20	1.00	94.00		0045	0045
21	2.00	94.00	05	0103	0103
22	1.00	93.00		0061	0061

You can now produce tables for the subset of cases.

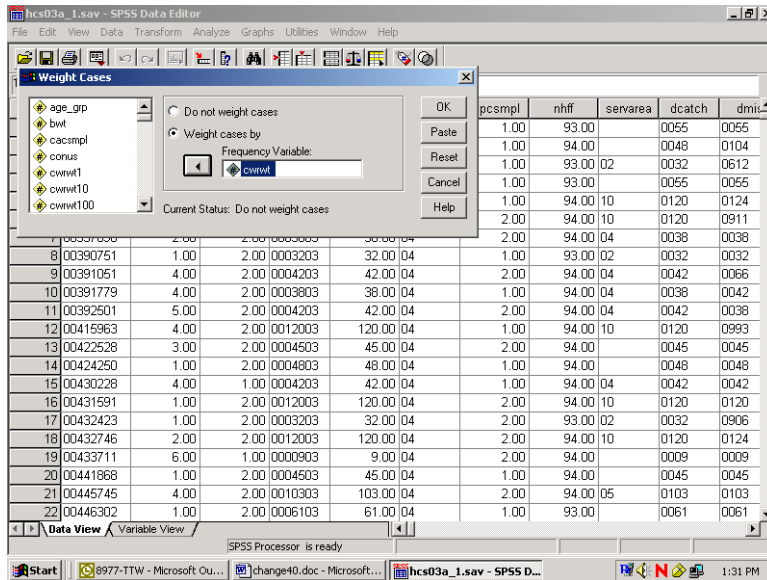
When using filter variables, it is important to check the filter status and to adjust it to fit the present need. Filtered cases are not available for procedures. Moreover, a filter is in effect until it is turned off or until another filter is activated. Check the status line at the bottom of the **Data Editor** window to see if a filter is activated. In the example above, **Filter On** is indicated on the status line. To see *which* filter is active, you must re-enter the **Select Cases** dialog box. There you can deactivate the filter or activate a new one.

To deactivate a filter, choose **All cases** and **OK** as in the screen below.

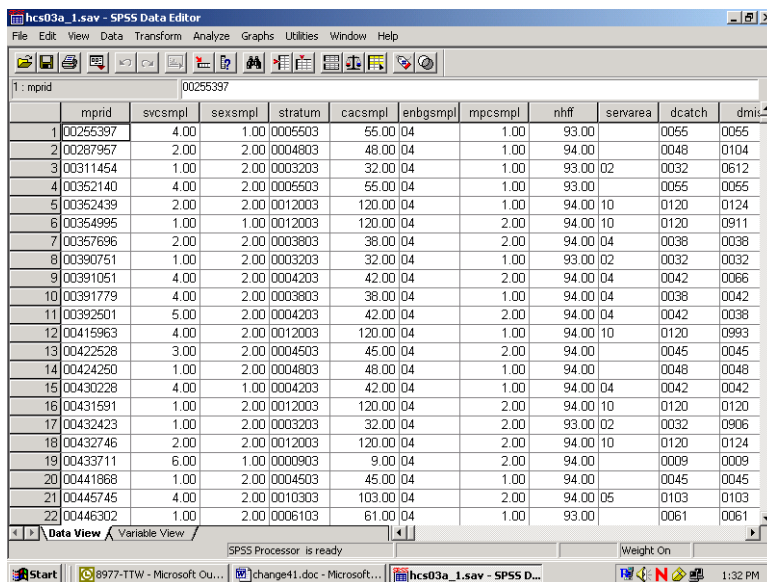
	mpcsmpl	nhff	servarea	dcatch	dmic
1	1.00	93.00		0055	0055
2	1.00	94.00		0048	0104
3	1.00	93.00	02	0032	0612
4	1.00	93.00		0055	0055
5	1.00	94.00	10	0120	0124
6	2.00	94.00	10	0120	0911
7	2.00	94.00	04	0038	0038
8	1.00	93.00	02	0032	0032
9	2.00	94.00	04	0042	0066
10	1.00	94.00	04	0038	0042
11	2.00	94.00	04	0042	0038
12	1.00	94.00	10	0120	0993
13	2.00	94.00		0045	0045
14	1.00	94.00		0048	0048
15	1.00	94.00	04	0042	0042
16	2.00	94.00	10	0120	0120
17	2.00	93.00	02	0032	0906
18	2.00	94.00	10	0120	0124
19	2.00	94.00		0009	0009
20	1.00	94.00		0045	0045
21	2.00	94.00	05	0103	0103
22	1.00	93.00		0061	0061

Weighting Data

The data file includes a weighting variable, **CWRWT**, which should be applied to all procedure runs. Again, using the **Data** menu, choose **Weight Cases**. In the dialog box, choose **Weight cases by**. Move the weight variable from the list on the left into the slot labeled **Frequency Variable** on the right as shown below:



Click on **OK** and exit the dialog box. The indication that the data is weighted appears on the status line near the bottom of the screen. As in the following screen, **Weight On** is specified there.



The status line indicates if the data is weighted. Which weight variable is in effect can only be checked by re-entering the **Weight Cases** dialog box. Weighting stays in effect until it is canceled or until another weight variable is activated.

Building Tables

Building tables starts with creating a new subset of variables that includes H03014, H03052, H03072, cacsmpl, xbnfgrp, xsexa, xregion, xenrllmt, cwrwt, and filtr_3. The procedures **Means** and **Crosstabs** will probably meet most of your statistical reporting needs. SPSS also offers many options for editing the output tables themselves. Some of these options are explained here.

Calculating Means

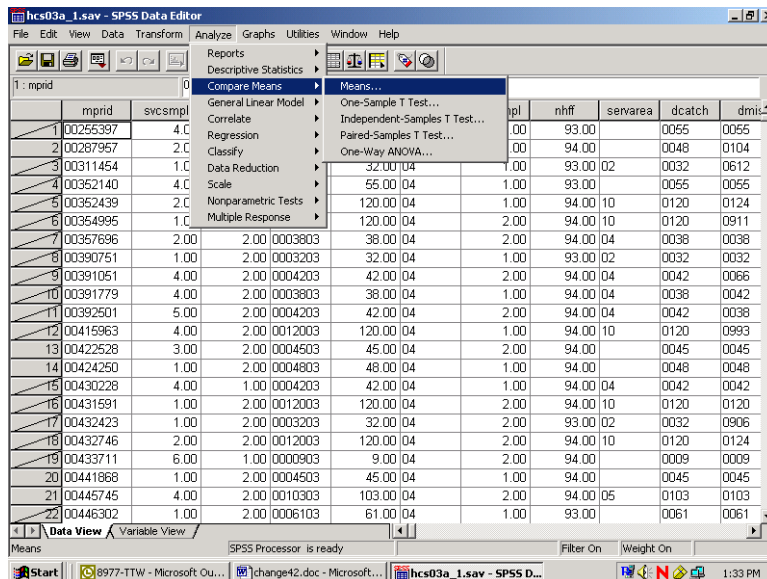
As an example, suppose you want to analyze the health care variables and you want to focus on the Southeast (**xregion = 3**). Suppose you are also interested in overall differences in the mean rating for care received as it relates to the beneficiary's self-evaluation of his health for the Southeast region. Within this grouping, you want to examine the effects of the beneficiary group, **xbnfgrp**, and sex, **xsexa**.

The health care variables are **H03052** – rating of the health plan, and **H03072** – assessment of the state of health. The statistic you want to see is the mean of the health care variables for each group in our breakdown.

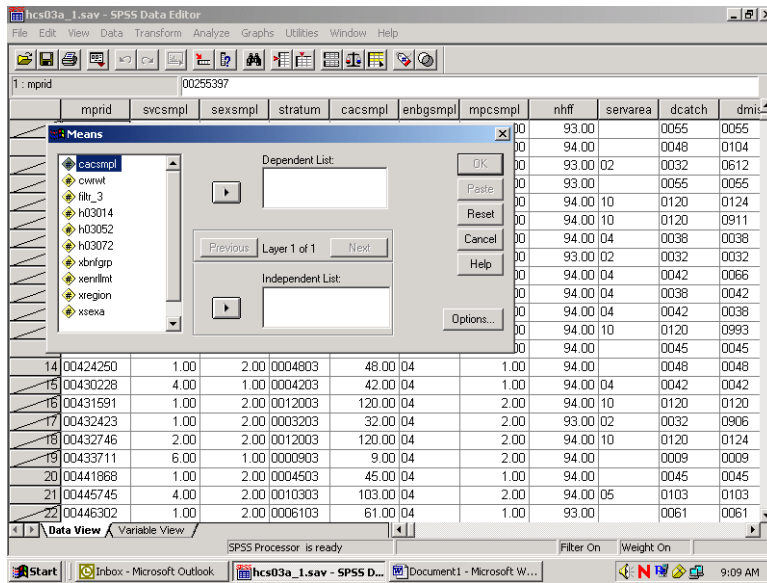
For this analysis, you can use the subset of variables defined above. The subset includes the weight variable, **wrwt**, which you would activate for procedure runs. The subset also includes the new variable, **filtr_3**, which allows us to select only those cases in the Southeast.

Open the **Data** menu in the **Data Window**. In the **Weight Cases** dialog box, activate the weight variable **wrwt**. Reopen the Data menu and, in the **Select Cases** dialog box, activate the filter variable, **filtr_3**. On the status line, **Filter On** and **Weight On** should appear.

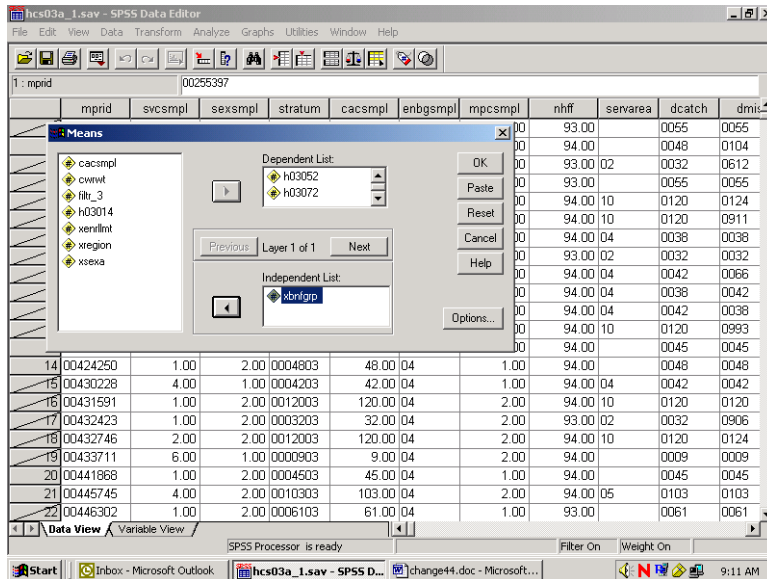
Open the **Analyze** menu in the **Data Window**. Choose **Compare Means** and **Means** from the options as illustrated below.



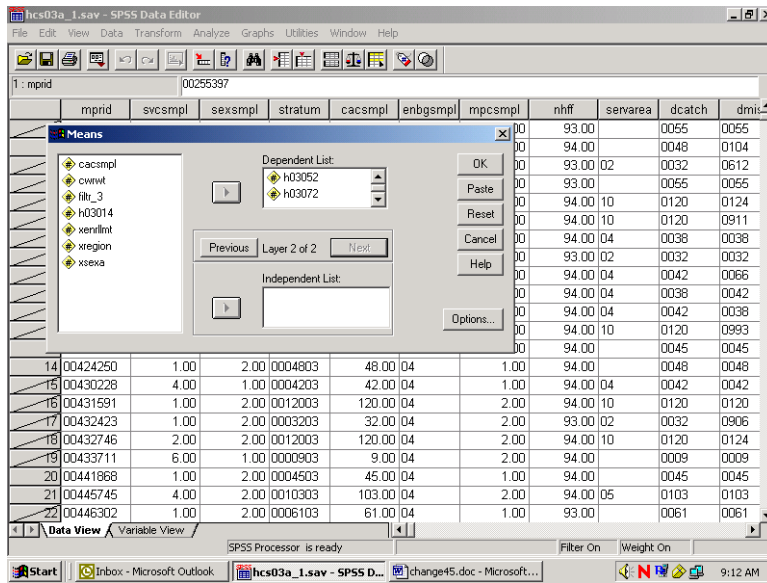
The dialog box for the Means procedure will open as in the following screen:



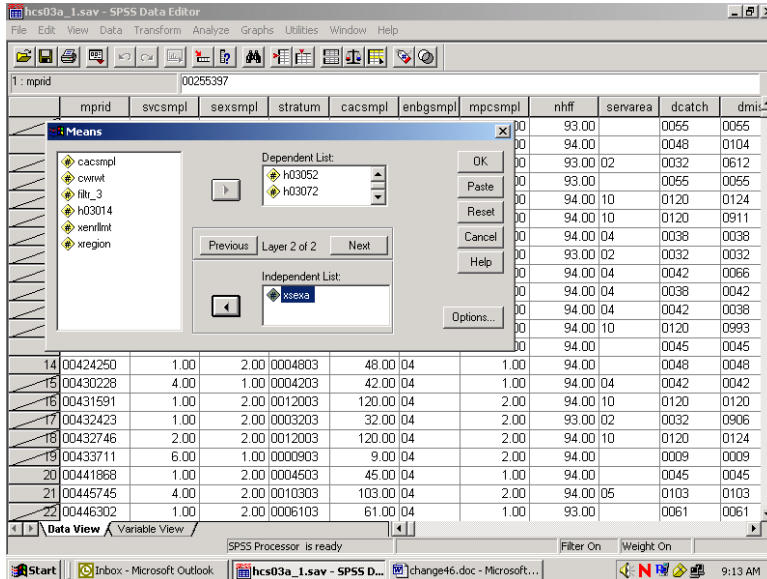
Move the health care variables **H03052** and **H03072**, from the variable list on the left to the box underneath **Dependent List**. These are the two analysis variables. Notice that **Layer 1 of 1** is specified in the middle of the dialog box. Move **xbnfrgp** from the variable list on the left into the box under **Independent List**. **xbnfrgp** is the first grouping variable. The screen should look like the following:



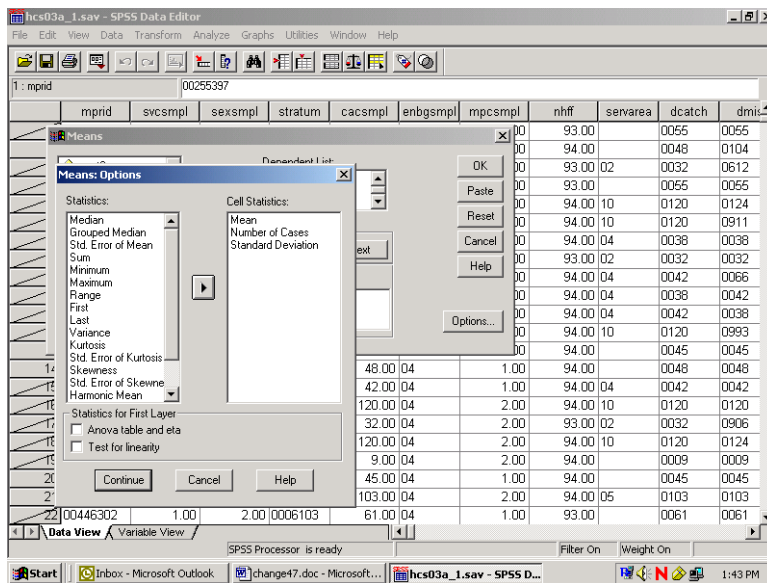
Click on **Next** in the center of the box to create a second layer. The following screen will open:



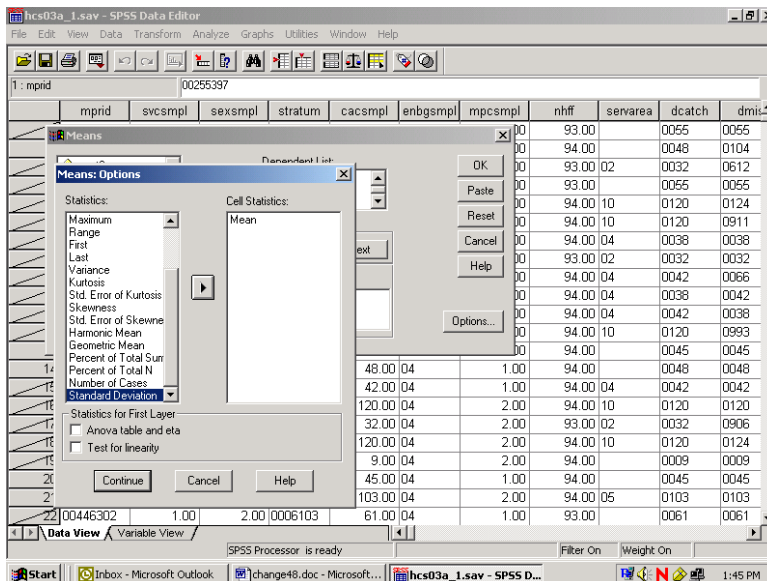
Notice that **Layer 2 of 2** is specified in the middle of the dialog box. Move **xsexa** from the variable list on the left into the box under **Independent List**. **Xsexa** is the second grouping variable. The screen should look like the following:



To set some options, click on **Options** and the following dialog box will open:

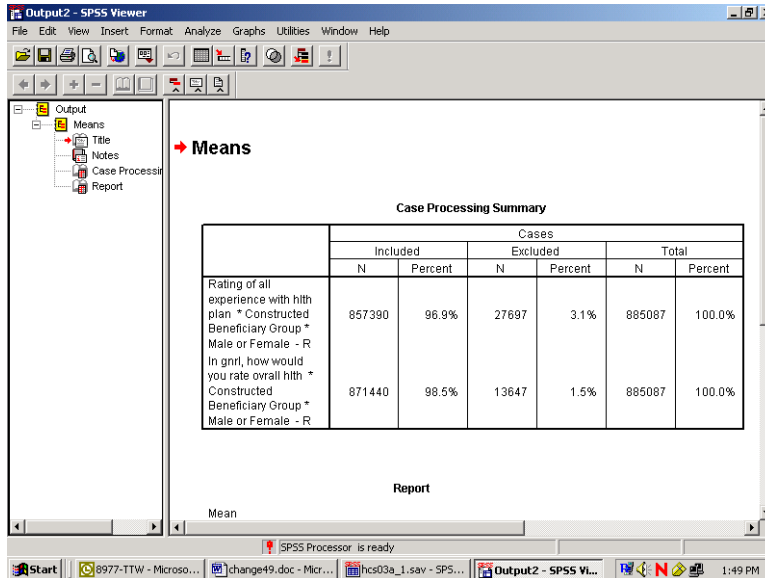


On the left of the box is a list of statistics, under **Statistics**. These are all the possible options for statistical output. In the box under **Cell Statistics** are the default output statistics for the analysis. In this case, **Mean** is the statistic of interest. Highlight **Number of Cases** and **Standard Deviation** and move them to the box at the left, removing them from the analysis, as follows:



Click on **Continue** and return to the previous screen. Click **OK**. The **Means** procedure will run. On the status line, **Running Means** will appear, and a counter for the number of cases processed will be activated.

When **Means** has finished processing, the **Output Navigator** window will open automatically. As the name suggests, the output window is not just for looking at output. A number of options are available for *navigating* through output, moving tables, and even editing the tables themselves.



The output is organized into two sections. On the left side is a navigating tool, which lists the components of the right side, the actual output. In the left pane, **Means** is indicated, and indented under it appear **Title**, **Notes**, **Case Processing Summary**, and **Report**. Clicking on **Means** highlights and selects all the elements. Lines appear around these elements in the right pane. The indenting indicates that the elements are hierarchically organized, with **Means** at the top. Clicking on any of the sub-elements selects just that element.

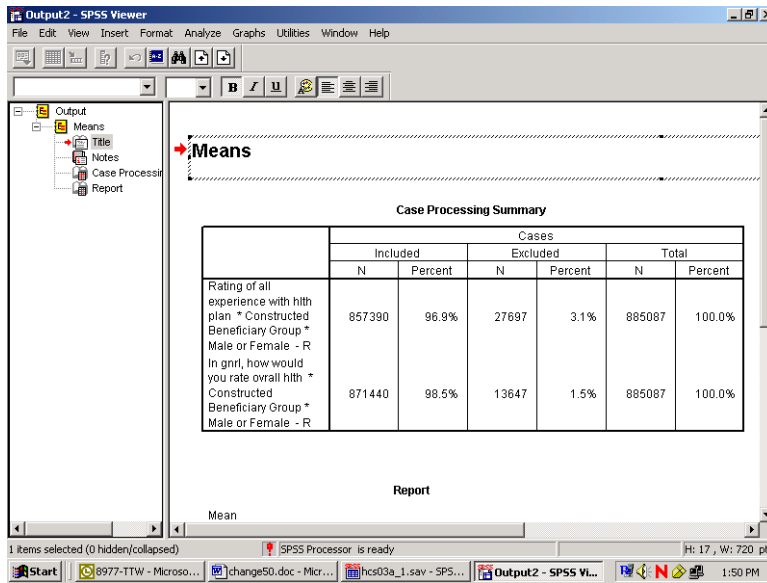
A closer look at the left pane reveals another feature. Hiding underneath the element icons are book icons. The books are either open or closed. If a book is closed, the element is *hidden*. Notice that the book under the **Notes** icon is closed. This is a default SPSS option. Double-clicking the icon will open the book, and the Notes will appear in the output. Double-clicking an **open** book will close it, and the physical element will *disappear* from the output. Closing a book and hiding the element does *not delete* the element.

It is possible to select elements in the right pane of the output. Simply click anywhere inside of the actual output element, and that element will be selected.

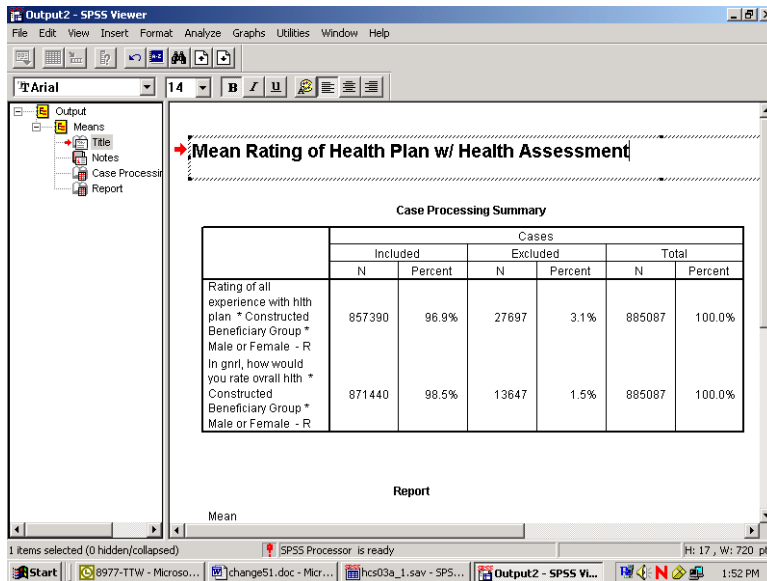
The output may contain many different procedures. The procedure name will be at the top of the list for each section in the left pane. The procedure name does not actually parallel physical output but indicates the category of the output elements.

As you click on each element in the left pane, you will notice that the screen jumps to the actual output of the element, in the right pane. When you click on the procedure name, you jump to the beginning of the next procedure output. This is a quick way to scroll through your output. It also lets you delete, move, and edit selected elements.

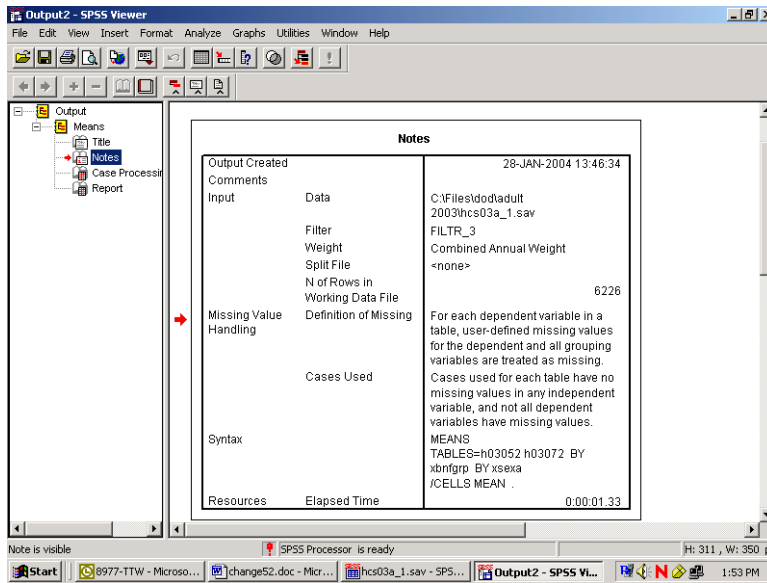
To **Edit** the **Title** element, **Means**, to create a more appropriate title, select the table title by clicking once on the **Title** icon in the left pane. A box now surrounds the title in the right pane. Double-click anywhere within this box, and a box appears around **Means**, as shown in the following screen.



You have entered the **edit** mode for this element, and the cursor appears inside the box. You can delete the word **Means** and write a title that relates to the information in the table. A possible title appears in the next screen. To exit edit mode, click anywhere outside the box. The change you made will be saved.



If you navigate to the next element, **Notes**, you see a closed book. Double-click this item, and the notes will appear as follows:

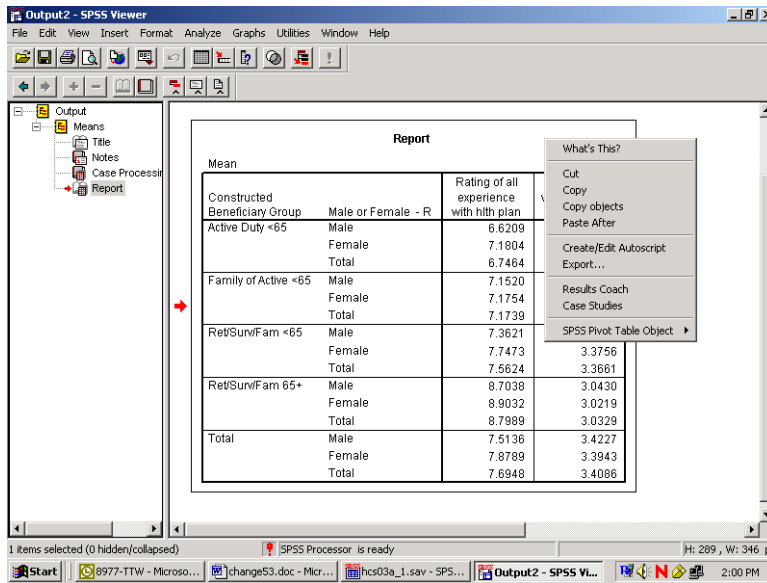


Decide if you want this information to appear in your report. If not, simply double-click the **Notes** icon, and the notes will again become hidden.

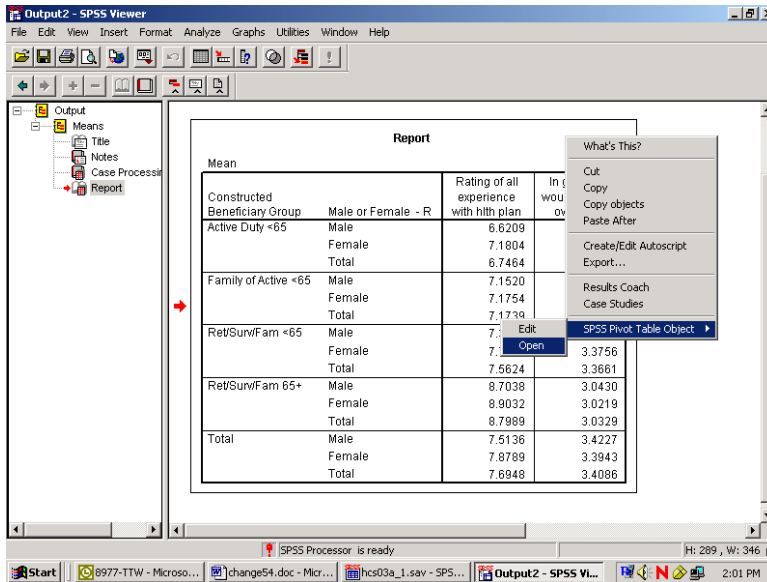
Navigate to **Case Processing Summary**. The table gives useful information about the number of cases included in and the number of cases excluded from a given procedure. This information is important for the researcher but probably not necessary for the report, so you would double click this item to hide it.

Navigate to **Report** to see the actual table output from the procedure **Means**. You can view this table by scrolling through the output. If the table is large, however, scrolling in the output window can be problematic. A better way to review the table is to open it as a **Pivot Table Object** in a special editor.

Select the table by clicking the **Report** icon or by clicking inside the table itself. A box will appear around the table. Insert the mouse pointer inside the table and right-click, opening the following dialog box:



Select **SPSS Pivot Table Object** and **Open** as pictured below:



The table will appear in a new screen superimposed on the output. Maximize this screen as shown below.

SPSS Pivot Table - table1

File Edit View Insert Pivot Format Help

Report

Statistics Mean

Constructed Beneficiary Group	Male or Female - R	Rating of all experience with hlth plan	In gnrl, how would you rate overall hlth
Active Duty <65	Male	6.6209	3.8292
	Female	7.1804	3.7962
	Total	6.7464	3.8219
Family of Active <65	Male	7.1520	3.9962
	Female	7.1754	3.7257
	Total	7.1739	3.7432
Ret/Sun/Fam <65	Male	7.3621	3.3557
	Female	7.7473	3.3756
	Total	7.5624	3.3661
Ret/Sun/Fam 65+	Male	8.7038	3.0430
	Female	8.9032	3.0219
	Total	8.7989	3.0329
Total	Male	7.5136	3.4227
	Female	7.8789	3.3943
	Total	7.6948	3.4086

Taskbar: Start | 8977-TTW - Mi... | change55.doc ... | hcs03a_1.sav ... | Output2 - SPS... | SPSS Pivot T... | 2:02 PM

In this special editor, there are many options for formatting the table.

Suppose you want to change the table format from vertical to horizontal. Open the **Pivot** menu in the tool bar and choose **Transpose Rows and Columns** as shown below:

SPSS Pivot Table - table1

File Edit View Insert Pivot Format Help

Bookmarks

Statistics Mean

Transpose Rows and Columns

Move Layers to Rows

Move Layers to Columns

Reset Pivots to Defaults

Pivoting Trays

Go to Layer...

Constructed Beneficiary Group	Male or Female - R	Rating of all experience with hlth plan	In gnrl, how would you rate overall hlth
Active Duty <65	Male	6.6209	3.8292
	Female	7.1804	3.7962
	Total	6.7464	3.8219
Family of Active <65	Male	7.1520	3.9962
	Female	7.1754	3.7257
	Total	7.1739	3.7432
Ret/Sun/Fam <65	Male	7.3621	3.3557
	Female	7.7473	3.3756
	Total	7.5624	3.3661
Ret/Sun/Fam 65+	Male	8.7038	3.0430
	Female	8.9032	3.0219
	Total	8.7989	3.0329
Total	Male	7.5136	3.4227
	Female	7.8789	3.3943
	Total	7.6948	3.4086

Taskbar: Start | 8977-TTW - Mi... | change56.doc ... | hcs03a_1.sav ... | Output2 - SPS... | SPSS Pivot T... | 2:04 PM

The rows and columns will be reversed as shown in the following screen. Though the table appears too wide in the viewer, it will fit the page when printed. You can do all the table editing in the left section of the table, and the changes will spread through the entire table.

Statistics	Report									
	Constructed Beneficiary Group									
	Active Duty <65			Family of Active <65			Ret/SurvFam <65			Ret/
	Male or Female - R			Male or Female - R			Male or Female - R			Mal
	Male	Female	Total	Male	Female	Total	Male	Female	Total	M:
Rating of all experience with hlth plan	6.6209	7.1804	6.7464	7.1520	7.1754	7.1739	7.3621	7.7473	7.5624	8
In gnrl, how would you rate overall hlth	3.8292	3.7962	3.8219	3.9962	3.7257	3.7432	3.3557	3.3756	3.3661	3

You would then notice that certain labels are redundant. The labels, **Constructed Beneficiary Group** and **Male or Female - R** are the **Variable Labels** for the variables. The information in these labels is echoed in the **Value Labels**, which are also reproduced in the table. You would delete the Variable Labels as follows.

Click inside the section of the table where the label, **Constructed Beneficiary Group**, appears. Right-click to open a dialog box, choosing **Hide Dimension Label**, as illustrated below.

Statistics	Report									
	Constructed Beneficiary Group									
	Active Duty <65			Family of Active <65			Ret/SurvFam <65			Ret/
	Male or Female - R			Male or Female - R			Male or Female - R			Mal
	Male	Female	Total	Male	Female	Total	Male	Female	Total	M:
Rating of all experience with hlth plan	6.6209	7.1804	6.7464	7.1520	7.1754	7.1739	7.3621	7.7473	7.5624	8
In gnrl, how would you rate overall hlth	3.8292	3.7962	3.8219	3.9962	3.7257	3.7432	3.3557	3.3756	3.3661	3

Click inside the table section labeled **Male or Female - R** and repeat the above procedure. An improved table is shown in the following screen.

	Constructed Beneficiary Group									
	Active Duty <65			Family of Active <65			Ret/SurvFam <65			Ret/ M:
	Male	Female	Total	Male	Female	Total	Male	Female	Total	
Rating of all experience with hlth plan	6.6209	7.1804	6.7464	7.1520	7.1754	7.1739	7.3621	7.7473	7.5624	8
In gnrl, how would you rate overall hlth	3.8292	3.7962	3.8219	3.9962	3.7257	3.7432	3.3557	3.3756	3.3661	3

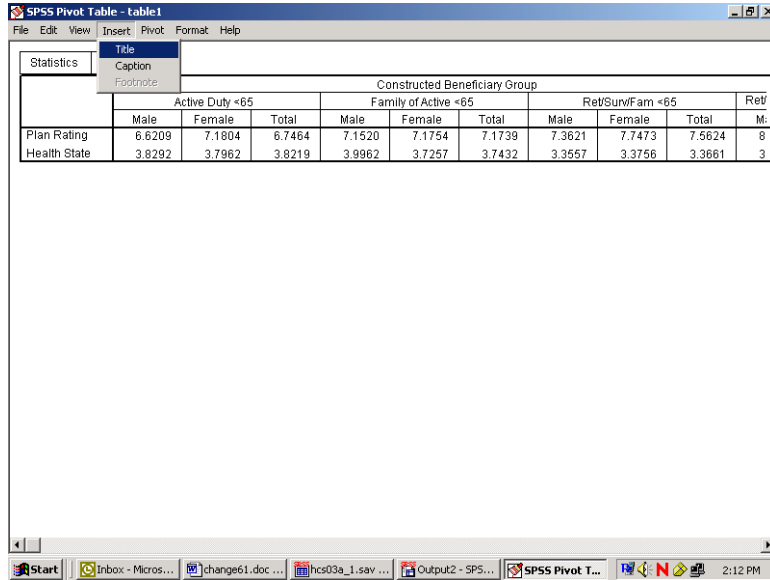
The mean values reported are formatted to allow space for the labels of the satisfaction variables. The spaces between the values are not pleasing to the eye. You can shorten these labels and add the lost information in another place, according to the following procedures:

Double-click on the label for health state. Delete the text, entering only the word, **Health State**. Do the same for the health care label, entering only the words, **Plan Rating**.

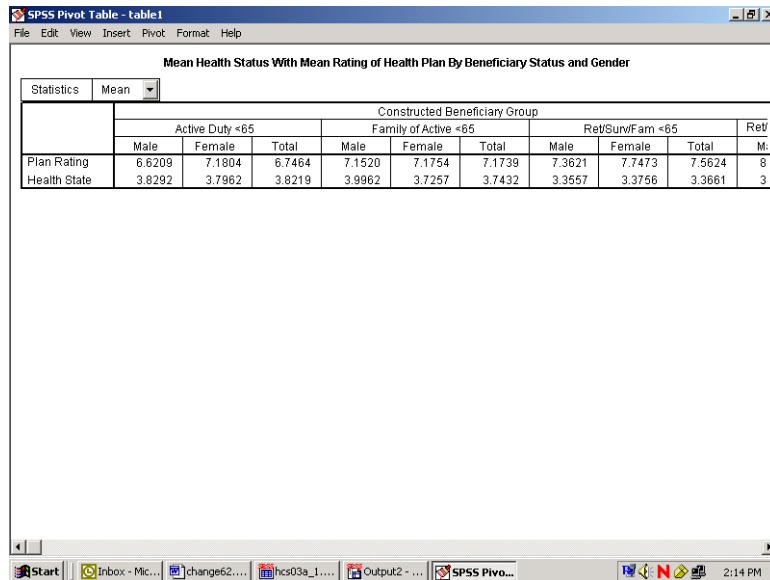
Double-click on the word, **Report**, in the center at the top of the table, right-click, and choose **Delete** from the dialog box.

	Constructed Beneficiary Group									
	Active Duty <65			Family of Active <65			Ret/SurvFam <65			Ret/ M:
	Male	Female	Total	Male	Female	Total	Male	Female	Total	
Plan Rating	6.6209	7.1804	6.7464	7.1520	7.1754	7.1739	7.3621	7.7473	7.5624	8
Health State	3.8292	3.7962	3.8219	3.9962	3.7257	3.7432	3.3557	3.3756	3.3661	3

The resulting table is much more readable. You can then add the deleted information to clarify the table output. Open the **Insert** menu and choose **Title** as in the following:



Type in a new title for the table. The final result appears below.



After all the editing changes have been made, exit the Pivot Table editor and return to the output navigator. Click on the File menu and choose Print Preview. Zoom in on the page and review the appearance of the report. The page will appear as the page below.

Output2 - SPSS Viewer (selected output)

Print... Next Page Prev Page Two Pages Zoom In Zoom Out Page Setup Close

Mean Health Status With Mean Rating of Health Plan By Beneficiary Status and Gender

Mean

	Constructed Beneficiary Group					
	Active Duty <65			Family of Active <65		
	Male	Female	Total	Male	Female	Total
Plan Rating	8.6209	7.1804	8.7464	7.1520	7.1754	7.1733
Health State	3.8292	3.7957	3.8219	3.9957	3.7257	3.7432

Mean Health Status With Mean Rating of Health Plan By Beneficiary Status and Gender

Mean

	Constructed Beneficiary Group		
	Ret/Sun/Fam <65		
	Male	Female	Total
Plan Rating	7.3621	7.7473	7.6624
Health State	3.3557	3.2758	3.3651

Mean Health Status With Mean Rating of Health Plan By Beneficiary Status and Gender

Mean

	Constructed Beneficiary Group					
	Ret/Sun/Fam 65+			Total		
	Male	Female	Total	Male	Female	Total
Plan Rating	8.7038	8.6032	8.7089	7.5136	7.8789	7.6948
Health State	3.6430	3.0219	3.0229	3.4277	3.2943	3.4086

Page 1 SPSS Processor is ready H: 101, W: 896 pt

Start Inbox - Microsoft Ou... change63.doc - Micr... hcs03a_1.sav - SPS... Output2 - SPSS Vi... 2:16 PM

Calculating Percents

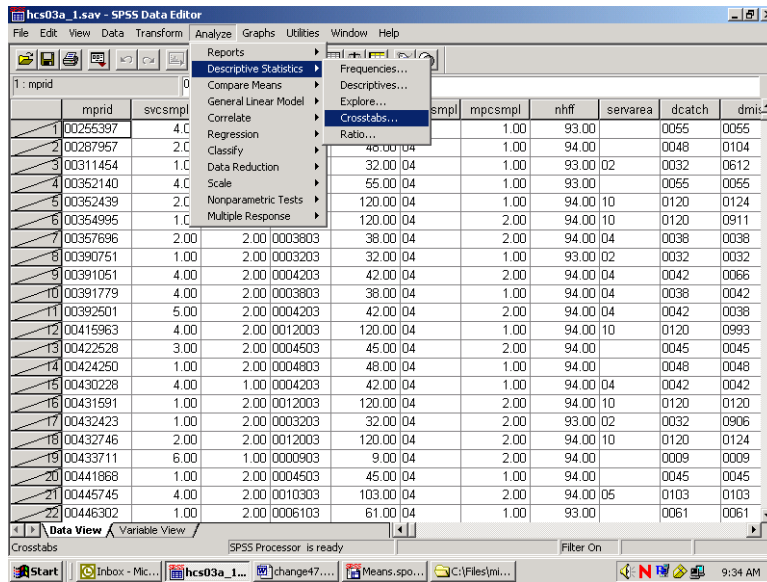
The **Crosstabs** procedure offers many options for analyzing data. The distribution of cases resulting from “crossing” one variable with another is often of interest. The number of cases, row percentages, column percentages, total percentages, and residuals are easily reproduced by **Crosstabs**. A full array of statistics is also available.

The examples given here involve examining relationships between variables, with a view toward the number of cases and the percent of cases in cells produced by “crossing” the variables.

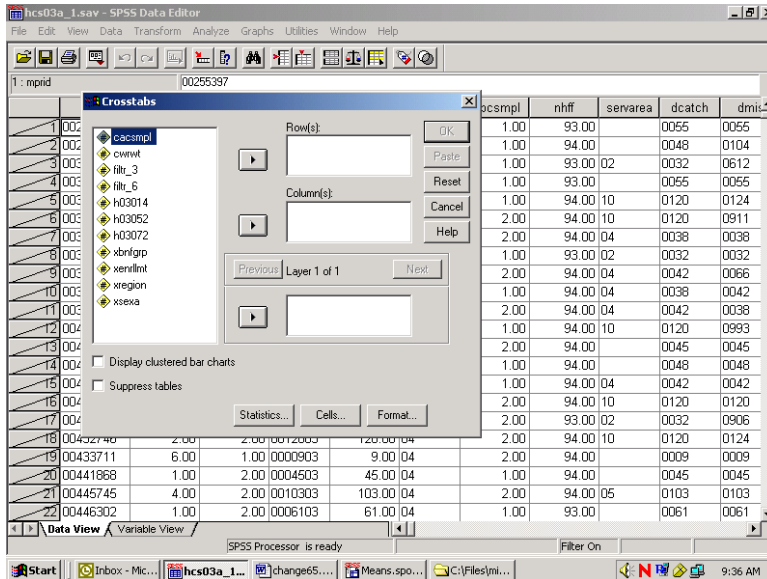
For example, suppose you want to see the percentage of people in the Southwest catchment areas who answered “yes” or “no” to the question, “Did you see a specialist in the last 12 months?” The variables in this analysis are **cacsmpl** – the catchment area, and **H03014** – the question variable. The cases for the analysis are from the Southwest only.

The first task is to build a new filter variable, assigning **1** to the variable when **xregion = 6**. You would call the variable **filtr_6** and build it the same way you built the filter, **filtr_3**. Cases from the Southwest are selected when you activate the filter, and the other cases are filtered out. Check the status line for **Filter On**.

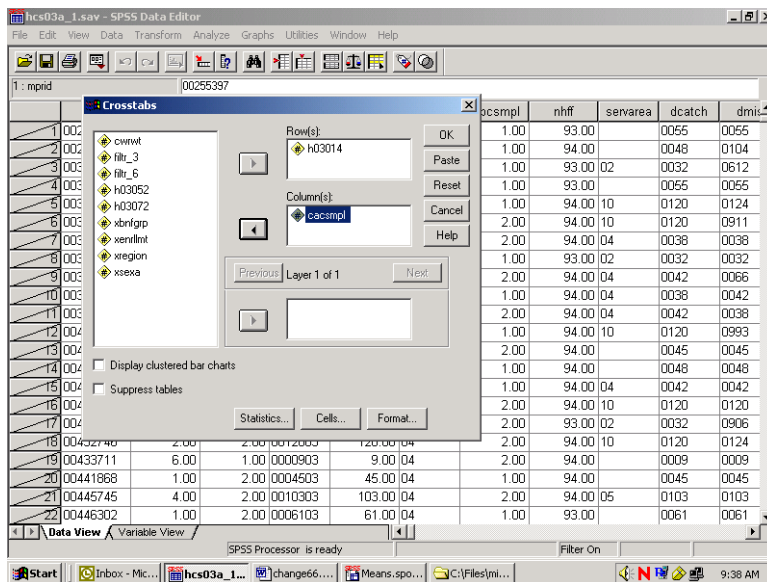
Next, open the **Analyze** menu in the **Data Window**, choosing **Descriptive Statistics** and **Crosstabs**, as shown below.



The **Crosstabs** dialog box will open as follows:

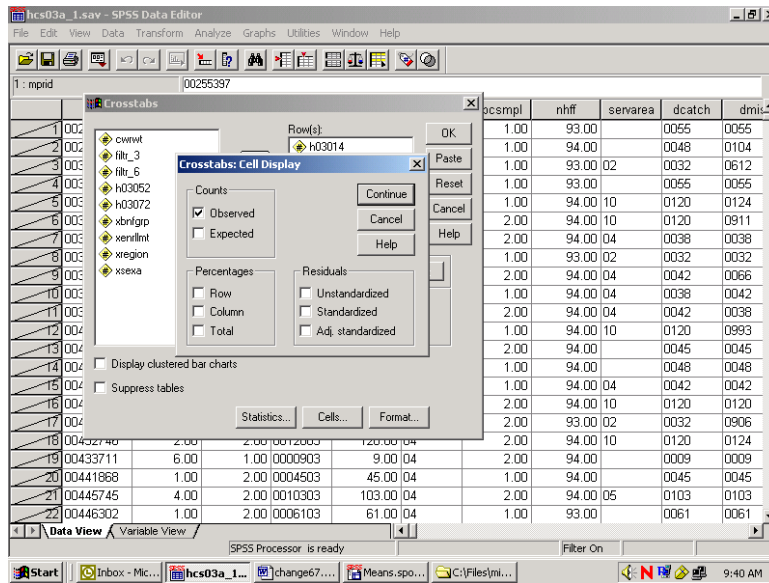


Move **H03014** from the variable list on the left into the box marked **Row(s):**, and move the variable **cacsmp1** into the box marked **Column(s):**. The screen will resemble the following:



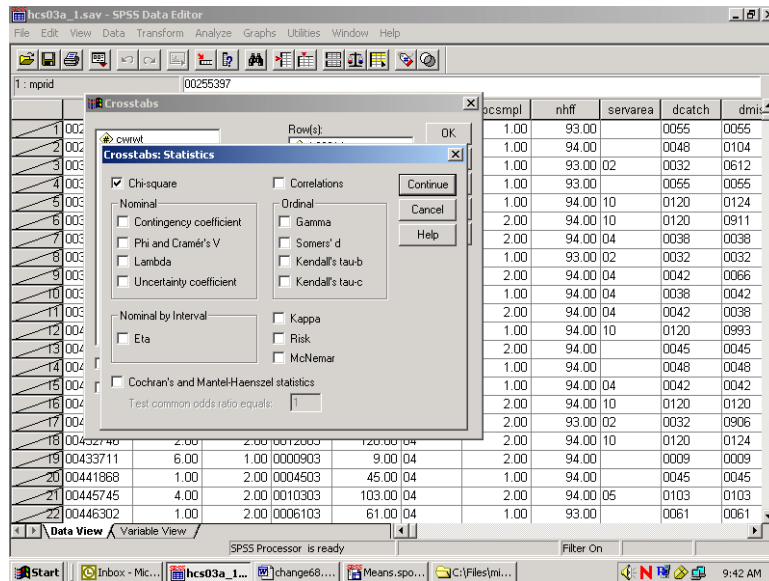
For this analysis, there are no **Layer** variables, so you can proceed to format the table cells.

Click on **Cells...** and open the following dialog box.



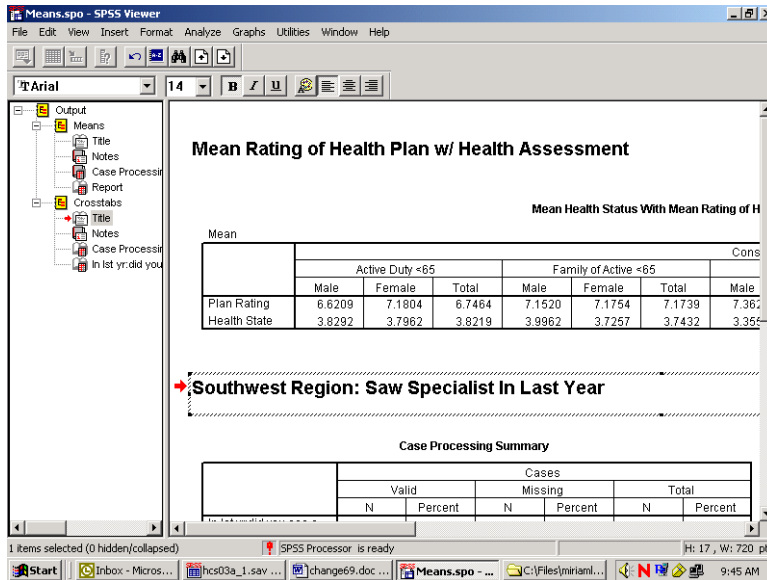
Under **Counts**, **Observed** is checked. This refers to the cell count, a statistic you want to see, so you would leave it checked. Under **Percentages**, check **Column** because you are interested in the percentage of people in each catchment area. Click **Continue** and return to the original screen.

Suppose you also want to see the chi-square statistic. Click on **Statistics**, and the following screen will open:



Check **Chi-square** as in the screen above, click **Continue** to return to the first screen, and click **OK** to run the procedure. **Running Crosstabs** will appear on the status line, together with the case counter.

When the run is completed, the output window will open, and you can proceed to reformat the table. For a given work session, SPSS appends new output to previous output--in our case, the **Means** procedure. As shown in the next screen, a second section now appears in the left pane, headed by the word **Crosstabs**. Navigate to the **Title** section and double-click inside the title box to change the text in the box to fit the table, as in the example below.



As you did for the **Means** procedure, you would again evaluate the **Notes** and examine the **Case Processing Summary**. Hide the **Notes** and the **Case Processing Summary** as you did before.

Navigate to the procedure icon. Follow the procedure for opening an **SPSS Pivot Table Object**, open the table in the special editor and maximize the screen as in the following:

In 1st yr: did you see a specialist * CACSMPL - Catchment Area Crosstabulation

		CACSMPL - Catchment Area						
		Little Rock AFB	Barksdale AFB	Fl. Polk	Tinker AFB	Ft. Sill	Brooke AMC-Ft. Sam Houston	
In 1st yr: did you see a specialist	Yes	Count	203	147	191	224	192	345
		% within CACSMPL - Catchment Area	54.7%	45.4%	58.4%	48.1%	54.9%	60.0%
	No	Count	168	177	136	242	158	230
		% within CACSMPL - Catchment Area	45.3%	54.6%	41.6%	51.9%	45.1%	40.0%
Total		Count	371	324	327	466	350	575
		% within CACSMPL - Catchment Area	100.0%	100.0%	100.0%	100.0%	100.0%	100.0%

The information you requested is in the table, but the table is hard to read. The first possibility is to realign the percent statistic, bringing it into the row dimension. To do this, open the **Pivot** menu and choose **Pivoting Trays**, as in the following screen:

In 1st yr: did you see a specialist * CACSMPL - Catchment Area Crosstabulation

		CACSMPL - Catchment Area						
		Little Rock AFB	Barksdale AFB	Fl. Polk	Tinker AFB	Ft. Sill	Brooke AMC-Ft. Sam Houston	
In 1st yr: did you see a specialist	Yes	Count	203	147	191	224	192	345
		% within CACSMPL - Catchment Area	54.7%	45.4%	58.4%	48.1%	54.9%	60.0%
	No	Count	168	177	136	242	158	230
		% within CACSMPL - Catchment Area	45.3%	54.6%	41.6%	51.9%	45.1%	40.0%
Total		Count	371	324	327	466	350	575
		% within CACSMPL - Catchment Area	100.0%	100.0%	100.0%	100.0%	100.0%	100.0%

The pivoting tool will appear:

The screenshot shows the SPSS Pivot Table window with the following table:

			CACSMPL - Catchment Area					
			Little Rock AFB	Barksdale AFB	FL Polk	Tinker AFB	Ft. Sill	Brooke AMC-Ft. Sam Houston
In 1st yr. did you see a specialist	Yes	Count	203	147	191	224	192	345
		% within CACSMPL - Catchment Area	54.7%	45.4%	58.4%	48.1%	54.9%	60.0%
	No	Count	168	177	136	242	158	230
		% within CACSMPL - Catchment Area	45.3%	54.6%	41.6%	51.9%	45.1%	40.0%
Total	Count	371	324	327	466	350	575	
	% within CACSMPL - Catchment Area	100.0%	100.0%	100.0%	100.0%	100.0%	100.0%	

The Pivoting Trays2 dialog box shows the following structure:

- Layers:** (empty)
- Columns:** (empty)
- Rows:** In 1st yr. did you see a specialist
- Column:** CACSMPL - Catchment Area

This tool reflects the table structure: rows, columns, and layers. The icons in the margins of the pivoting trays represent the table elements: the variables and the cell statistics. Place the mouse pointer on each icon and notice the element name appear. In this example, on the ROW axis, you would find the variable, **H03014** – saw specialist in the last 12 months, and **Statistics** – the percent of people in each catchment area. On the column axis is the variable, **cacsmpl** – the catchment area.

Place the mouse pointer on the **Statistics** icon. Click and drag the icon from the ROW to the COLUMN dimension. The table immediately reformats as in the following screen:

The screenshot shows the SPSS Pivot Table window with the following reformatted table:

			CACSMPL - Catchment Area			FL Polk		
			Little Rock AFB		Barksdale AFB			
			Count	% within CACSMPL - Catchment Area	Count	% within CACSMPL - Catchment Area	Count	% within CACSMPL - Catchment Area
In 1st yr. did you see a specialist	Yes	203	54.7%	147	45.4%	191	58.4%	
	No	168	45.3%	177	54.6%	136	41.6%	
Total		371	100.0%	324	100.0%	327	100.0%	

The Pivoting Trays2 dialog box shows the following structure:

- Layers:** (empty)
- Columns:** (empty)
- Rows:** In 1st yr. did you see a specialist
- Column:** CACSMPL - Catchment Area

Close the pivoting tool and scroll from side to side in the table. Again, the table appears too wide, but the report will print properly. Notice that the table is much more readable.

The label at the top of the table is the **Variable Label** for **cacsmpl**. Select it by double-clicking and edit it for clarity (see the screen below).

The table is now formatted to accommodate the long percent label, creating a lot of wasted space. Double-click this element, delete the text, and replace it with the word, “Percent”. The empty space disappears and the table appears as follows:

The screenshot shows an SPSS Pivot Table window titled "SPSS Pivot Table - table2". The main content is a crosstabulation table with the following data:

		Southwest Region Catchment Areas					
		Little Rock AFB		Barksdale AFB		Ft. Polk	
		Count	Percent	Count	Percent	Count	Percent
In 1st yr did you see a specialist	Yes	203	54.7%	147	45.4%	191	58.4%
	No	168	45.3%	177	54.6%	136	41.6%
Total		371	100.0%	324	100.0%	327	100.0%

Next, notice that the label for **H03014** is awkward. Select and clear it.

Last, edit the text in the table label so that it better expresses the content of the table. The finished table appears as follows:

The screenshot shows an SPSS Pivot Table window with the following data:

	Southwest Region Catchment Areas							
	Little Rock AFB		Barksdale AFB		Ft. Polk		Tinker	
	Count	Percent	Count	Percent	Count	Percent		
Yes	203	54.7%	147	45.4%	191	58.4%	224	
No	168	45.3%	177	54.6%	136	41.6%	242	
Total	371	100.0%	324	100.0%	327	100.0%	466	

Check **Print Preview** to see if the table is acceptable.

The last example shows you how to add a **Layer** dimension to a **Crosstabs** analysis. Using the same row variable, **H03014**, suppose you want to look at the percentage of people by their enrollment status in TRICARE Prime, **xenrllmt**, who saw a specialist in the past 12 months. Suppose you are also interested in sex differences, **xsexa**, among the groupings. **Xsexa** is the **Layer** variable. You want to remain in the Southwest region, using **filtr_6** as the filter variable. The cases will be weighted by **cwrwt**.

The status line indicates **Weight On** and **Filter On**. Verify that both the weight and the filter variables are appropriate.

Once more, open the **Crosstabs** dialog box, enter the analysis variables, and set the **Cells** options, checking **Column** under **Percentages** until the dialog box looks like the following:

The screenshot shows the SPSS Crosstabs dialog box with the following settings:

- Row(s):** H03014
- Column(s):** xenrllmt
- Layer:** xsexa
- Display clustered bar charts:**
- Suppress tables:**
- Buttons:** Statistics..., Cells..., Format...

The background shows the SPSS Data Editor window with a data grid. The status bar at the bottom indicates "Filter On" and "Weight On".

Do the following:

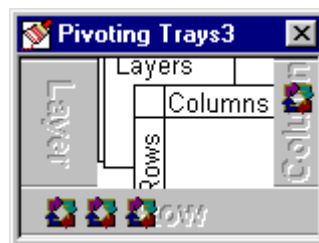
- Run **Crosstabs**.
- Edit the **Title** element in the **Output Navigator**.
- Examine **Notes** and the **Case Processing Summary** to verify that the crosstab ran as expected.
- Open the table as an **SPSS Pivot Table Object**, and the following will appear:

The screenshot shows an SPSS Pivot Table window titled "SPSS Pivot Table - table3". The main content is a crosstabulation titled "In 1st yr:did you see a specialist * Enrollment in TRICARE Prime - R Crosstabulation". The table has a hierarchical structure with "Male or Female - R" as the primary row variable, "In 1st yr:did you see a specialist" as the secondary row variable, and "Enrollment in TRICARE Prime" as the column variable. The column variable is further divided into "Active Duty - under 65", "Enrolled - under 65", "Not enrolled - under 65", and "Not enrolled - 65 or over". The table displays counts and percentages within each cell.

Male or Female - R			Enrollment in TRICARE Prime			
			Active Duty - under 65	Enrolled - under 65	Not enrolled - under 65	Not enrolled - 65 or over
Male	In 1st yr:did you see a specialist	Yes	Count 56392	36192	50295	91849
		% within Enrollment in TRICARE Prime	39.8%	52.9%	58.2%	79.4%
	No	Count	85260	32216	36147	23772
		% within Enrollment in TRICARE Prime	60.2%	47.1%	41.8%	20.6%
	Total	Count	141652	68408	86442	115621
		% within Enrollment in TRICARE Prime	100.0%	100.0%	100.0%	100.0%
Female	In 1st yr:did you see a specialist	Yes	Count 22304	80241	52690	75163
		% within Enrollment in TRICARE Prime	54.0%	53.7%	59.7%	72.6%
	No	Count	19005	69264	35543	28332
		% within Enrollment in TRICARE Prime	46.0%	46.3%	40.3%	27.4%
	Total	Count	41309	149505	88233	103495
		% within Enrollment in TRICARE Prime	100.0%	100.0%	100.0%	100.0%

The table is difficult to read, but you can improve it by doing the following.

Select the **Pivot** menu to activate the **Pivoting Trays**. The table structure is reproduced in the tool as follows:



Place the mouse pointer on each small icon to find the second grouping variable, labeled **Male or Female - R**, in the ROW dimension. Move it to the COLUMN dimension, and the table changes to the following:

The screenshot shows the SPSS Pivot Table window with the following table:

		Enrollment in TRICARE Prime						1
		Active Duty - under 65		Enrolled - under 65		Not enrolled - under 65		
		Male or Female - R		Male or Female - R		Male or Female - R		
		Male	Female	Male	Female	Male	Female	
In 1st yr. did you see a specialist	Yes	Count	56392	22304	36192	80241	50295	52690
		% within Enrollment in TRICARE Prime	39.8%	54.0%	52.9%	53.7%	58.2%	59.7%
	No	Count	85260	19005	32216	69264	36147	35543
		% within Enrollment in TRICARE Prime	60.2%	46.0%	47.1%	46.3%	41.8%	40.3%
Total		Count	141652	41309	68408	149505	86442	88233
		% within Enrollment in TRICARE Prime	100.0%	100.0%	100.0%	100.0%	100.0%	100.0%

The Pivoting Trays3 dialog box is open, showing the 'Columns' tray containing the 'Male or Female - R' variable.

Then drag the **Statistics** icon to the COLUMN dimension to produce the following change:

The screenshot shows the SPSS Pivot Table window with the following table:

		Enrollment in TRICARE Prime					
		Active Duty - under 65			Enrolled - under 65		
		Male or Female - R			Male or Female - R		
		Male		Female		Male	
In 1st yr. did you see a specialist	Yes	Count	% within Enrollment in TRICARE Prime	Count	% within Enrollment in TRICARE Prime	Count	% within Enrollment in TRICARE Prime
			56392	39.8%	22304	54.0%	36192
	No	85260	60.2%	19005	46.0%	32216	47.1%
	Total	141652	100.0%	41309	100.0%	68408	100.0%

The Pivoting Trays3 dialog box is open, showing the 'Columns' tray containing the 'Male or Female - R' variable and the 'Statistics' icon.

Close the **Pivoting Trays** and hide the dimension label, **Male or Female - R**, in the table. Then, change the percent label to “Percent” and delete the label for **H03014** in the row dimension. Last, revise the label above the table to make it more informative.

The resulting table is both clear and informative.

The screenshot shows the SPSS Pivot Table window with the following data:

		Enrollment in TRICARE Prime							
		Active Duty - under 65				Enrolled - under 65			
		Male		Female		Male		Female	
		Count	Percent	Count	Percent	Count	Percent	Count	Percent
Yes		56382	39.8%	22304	54.0%	36182	52.9%	8024	46.3%
No		85260	60.2%	19005	46.0%	32216	47.1%	6924	40.0%
Total		141652	100.0%	41309	100.0%	68408	100.0%	14952	100.0%

The Print Preview, as in the view below, shows how the report will print.

The screenshot shows the SPSS Viewer window displaying a print preview of the report. The report contains three tables, each with the same structure as the pivot table above:

Table 1: Active Duty - under 65

		Enrollment in TRICARE Prime			
		Male		Female	
		Count	Percent	Count	Percent
Yes		56382	39.8%	22304	54.0%
No		85260	60.2%	19005	46.0%
Total		141652	100.0%	41309	100.0%

Table 2: Enrolled - under 65

		Enrollment in TRICARE Prime			
		Male		Female	
		Count	Percent	Count	Percent
Yes		36182	52.9%	8024	43.7%
No		32216	47.1%	6924	46.3%
Total		68408	100.0%	14952	100.0%

Table 3: Not enrolled - under 65

		Enrollment in TRICARE Prime			
		Male		Female	
		Count	Percent	Count	Percent
Yes		50296	58.2%	52890	59.7%
No		38147	41.8%	35543	40.3%
Total		88443	100.0%	88433	100.0%

CALCULATING VARIANCES OF ESTIMATES

Sampling error occurs when estimates are derived from a sample rather than a complete census of the population. The sample used for a particular survey is only one of a large number of possible samples of the same size and design that could have been selected. Even if the same questionnaire and instructions were used, the estimates from each sample would differ from the others. The standard error (or square root of the variance) indicates the magnitude of the sampling error and thus measures the precision expected from a particular sample.

It is desirable to assess the accuracy of an estimate. The standard error of a survey estimate measures the precision with which an estimate from one sample approximates the true population value. The standard error can be used to construct confidence intervals for survey parameters, within which the true parameter lies within a measurable degree of certainty.

This section explains how to estimate standard errors or variances for estimators computed from the 2003 Adult HCSDB. For a full discussion of variance estimation methods, see Wolter (1985) and references cited therein.

Variance Estimation Methods

To account for the sample design,¹ it is customary to use either Taylor series linearization or a resampling method for variance estimation. Neither variance estimation method is, in general, better so the choice of one or the other is largely a matter of convenience. To help users to estimate standard errors using Taylor series linearization or jackknife replication, the public release files for the 2003 Adult HCSDB include the following variables:

- The stratum variable (ADJ_CELL) for the Taylor series linearization method
- Quarterly final weight (WRWT) and jackknife replicate weights (WRWT01 to WRWT60)
- Jackknife replicate annual weights (CWRWT01 to CWRWT240) for the jackknife replication method

Two popular software packages are available for performing Taylor series linearization or the jackknife replication method: SUDAANTM (Shah et al. 1997) and WesVarPC (Brick et al. 1996), respectively.² The discussion below explains how SUDAAN and WesVarPC are used to calculate variance estimates using Taylor series linearization and jackknife replication methods.

Taylor Series Linearization Method

For most sample designs (including the 2003 Adult HCSDB), design-based variance estimates for linear estimators of totals or means can be obtained with explicit formulas. However, nonlinear functions such as ratios do not have exact expressions for the variance. The Taylor series linearization method approximates the variance of a nonlinear estimator with the variances of the linear terms from the Taylor series expansion. Woodruff (1971) presented applications of this technique to sample surveys. Details on this method can also be found in “The 2003 Health Care Survey of DoD Beneficiaries: Adult Technical Manual”.

¹The 2003 HCSDB uses a stratified sampling design. For details, see “2003 Health Care Survey of DoD Beneficiaries: Quarters 1 and 2 2003 Adult Sampling Report.” Washington, DC: Mathematica Policy Research, February 2003.

²The latest version for SUDAAN 8.0 can be used for replication methods including jackknife variance estimation. SAS 8.0 also includes procedures for performing Taylor series utilization, but SUDAAN contains more options.

To calculate variance estimates based on Taylor series linearization method with HCSDb's stratified sampling design, both the stratum variable (ADJ_CELL) and the final weight (WRWT) specified for each data record are needed.

SUDAAN incorporates the final analysis weight and the survey design to obtain estimates and their sampling errors. With a small overall sampling rate of about 1 percent, you can use the with-replacement design procedure (STRWR) in calculating standard errors.

All SUDAAN procedures require the following:

- The specification of sampling designs. The terminology for the stratified with-replacement sample design is DESIGN = STRWR.
- The data file sorted by the variable specified in the NEST statement. For the 2003 Adult HCSDb, the data file for adults must be sorted by ADJ_CELL before using any SUDAAN procedure.
- A FILE TYPE appropriate for SUDAAN, if you use a stand-alone SUDAAN program. For example, some SUDAAN PC versions under Windows or MS-DOS accept only V6.02 through V6.04 SAS files, and FILE TYPE must be specified as SAS. SAS-callable SUDAAN is also available and can be invoked directly in a SAS program with any available SAS file as input; FILE TYPE is not needed here.
- The WEIGHT variable is CWRWT

The following program is an example of how to use SUDAAN to calculate variance estimates for a mean statistic. Suppose you want to estimate:

- The rating of a specialist (H03015), among all beneficiaries in the past 12 months who saw a specialist (H03014=1) for each region (XREGION)

```
PROC DESCRIPT DATA=HCSDb /*FILETYPE=SAS*/ DESIGN=STRWR;  
WEIGHT          CWRWT;  
NEST            ADJ_CELL;  
SUBPOPN        H03014=1;  
SUBGROUP       XREGION;  
LEVELS         16;  
VAR            H03015;
```

The following program is an example of how to use SUDAAN to calculate variance estimates for column percentages or row percentages. Suppose you want to estimate:

- A cross tabulation of respondents in region 3 who last had a blood pressure reading less than 12 months ago, 1 to 2 years ago, and more than 2 years ago (H03055) by TRICARE enrollment (XENRLLMT).

```
PROC CROSSTAB DATA=HCSDb /*FILETYPE=SAS*/ DESIGN=STRWR;  
WEIGHT          CWRWT;  
NEST            ADJ_CELL;  
SUBPOPN        XREGION = 3;  
SUBGROUP       H03055 XENRLLMT;  
LEVELS         3 5;  
TABLES         H03055 *XENRLLMT;
```

From the above examples, users should note that:

- PROC DESCRIPT can be used to compute estimates of means and the corresponding standard errors.
- PROC CROSSTAB can be used to compute estimates of proportions and the corresponding standard errors.

For a more detailed and complete discussion of how to use SUDAAN, see Shah et al. (1997).

Jackknife Replication Method

Another popular way to estimate the variance is to use a resampling method such as jackknife replication, balanced repeated replication, random groups, or the bootstrap method. Like other replication methods, jackknife replication constructs a number of subsamples (replicates) from the full sample and computes the statistics of interest for each replicate (with the same formula as the full sample estimate). The mean square error of the replicate estimates around their corresponding full estimate provides an estimate of the sampling variance of the statistic of interest regardless of the functional form of the statistic.

There are 240 replicate weights (CWRWT01-CWRWT240) for the 2003 Adult HCSDB in the combined annual file. Construction of these weights is described in the Adult Technical Manual. With the replicate weights, you can produce jackknife standard errors using in-house or custom written software, or you can use a publicly available software package such as WesVarPC or SUDAAN 7.5. Because WesVarPC 2.02 is available as freeware on the World Wide Web (<http://www.westat.com/wesvarpc/index.html>), the following example explains how it is used to produce jackknife variance estimates for statistics from the 2003 Adult HCSDB.

Suppose you want to estimate the mean rating of specialists (H03015) by beneficiaries who went to a specialist in the past 12 months (H03014=1) for each region (XREGION). You would use WesVarPc as follows.

- **Create a SAS V6.04 file, SAS Transport file, or ASCII file.** WesVarPC has a restriction for the input data format. All files must be converted to one of these three types of files before being imported to WesVarPC.
- **Create a WesVarPC data file.** From the *Prep* menu, choose the *Import Data Files* screen and import all variables for the analysis. For this example, input H03014, and XREGION into the **Variables** box, CWRWT01-CWRWT240 into the **Replicates** box, and MPRID into the **ID** box. Also specify the replication method as JK1 on this screen.
- Create a data file for the subpopulation. Specify the subpopulation by choosing the *Subpop WesVarPC Data File* from the *Prep* menu: H03014=1.
- **Calculate estimates.** From the **Tables** menu, choose **New** and select the file created from the above procedure. Then, from the **Table Request** screen, specify H03015 as the **Analysis** variable, MEAN (H03015) as the **Compute Statistics**, and XREGION as the **Table**.

The above steps can also be followed to produce standard errors. The WesVarPC user's manual (Brick et al. 1996) provides other possible methods for producing standard errors. The latest WesVarPC 4.0 is no longer freeware and can be purchased from Westat.

Chapter

4

Codebook

This chapter describes every variable in the database. This codebook will also be helpful in identifying which data are available for various analyses, and what, if any, recoding of variables will meet your needs. It may also be useful in reviewing output.

The variables are in order based on their order in the database. An alphabetical listing (see Table of Contents) is provided to assist in locating variables.

The codebook contains frequency distributions for both discrete and continuous variables. A discrete variable is one that has only a few values. A continuous variable may have many possible values.

Below are two examples of the presentation of variables in the codebook. For each variable, we include the variable name, definition, weighted and unweighted frequency distributions, and the format value for each value. The first example contains a frequency distribution for a discrete variable.

Some questions are asked in only one quarter of 2003. For these questions, analyst should use the quarter indicator (Quarter) variable and the appropriate quarterly weight (WRWT).

H03009 - Health plan: problem to get a personal doctor or nurse you are happy with					
Value	Unweighted		Weighted		Formatted Value
	Count	Percent	Count	Percent	
.	3673	7.07	447963	6.51	Did not answer
N	15507	29.85	2307382	33.53	Didn't get a new personal doctor/nurse
A	64	0.12	7990	0.12	Invalid multiple responses
C	2557	4.92	380215	5.53	Should be skipped
1	3410	6.57	415513	6.04	A big problem
2	6052	11.65	716171	10.41	A small problem
3	20679	39.81	2606205	37.87	Not a problem

The table below contains an example of a frequency distribution for a continuous variable: age. The frequency does not list every possible value of age individually but instead shows several age ranges that together cover all possible values of age. You will notice that the last range representing ages “75 years and older” includes 3148 respondents age 75 and older.

The codebook contains frequency distributions combining observations for all four quarters of 2003. It also contains frequencies broken down by the quarter in which the survey was fielded. Annual frequencies for all variables are shown first followed by all quarterly frequencies. Frequencies for the replicate weights (WRWT1-WRWT60 and CWRWT1-CWRWT240) are not shown.

DAGEQY - Age at time of data collection					
Value	Unweighted		Weighted		Formatted Value
	Count	Percent	Count	Percent	
018 -- 034	14327	27.58	1532322	22.27	018--034
035 -- 044	11339	21.83	1186171	17.24	035--044
045 -- 054	8588	16.53	1107783	16.10	045--054
055 -- 064	8777	16.90	1340291	19.48	055--064
065 -- 074	5763	11.10	1073167	15.60	065--074
075 -- 104	3148	6.06	641705	9.33	075 yrs and older

ANNUAL FREQUENCIES

MPRID - Unique MPR Identifier					
Value	Unweighted		Weighted		Formatted Value
	Count	Percent	Count	Percent	
00255397 -- 08732241	51942	100.00	6881439	100.00	00000001--99999999

SVCSMPL - Branch of Service Sampling Variable					
Value	Unweighted		Weighted		Formatted Value
	Count	Percent	Count	Percent	
1	17081	32.88	2446438	35.55	Army
2	10368	19.96	1671613	24.29	Navy
3	3250	6.26	456199	6.63	Marine Corps
4	19936	38.38	2131466	30.97	Air Force
5	1044	2.01	139408	2.03	Coast Guard
6	263	0.51	36314	0.53	Other/Unknown

SEXSMPL - Sex Sampling Variable					
Value	Unweighted		Weighted		Formatted Value
	Count	Percent	Count	Percent	
1	25427	48.95	3576051	51.97	Male
2	26515	51.05	3305388	48.03	Female

STRATUM - Sampling STRATUM					
Value	Unweighted		Weighted		Formatted Value
	Count	Percent	Count	Percent	
0000101	98	0.19	3624	0.05	101
0000102	85	0.16	2101	0.03	102
0000104	207	0.40	6283	0.09	104
0000301	76	0.15	4633	0.07	301
0000302	78	0.15	3999	0.06	302
0000304	82	0.16	3497	0.05	304
0000305	78	0.15	6709	0.10	305
0000306	83	0.16	5971	0.09	306
0000401	189	0.36	3989	0.06	401
0000402	124	0.24	3187	0.05	402
0000404	132	0.25	4322	0.06	404
0000501	162	0.31	12202	0.18	501

2003 HEALTH CARE SURVEY OF DOD BENEFICIARIES – FINAL

0000502	48	0.09	4647	0.07	502
0000504	55	0.11	1702	0.02	504
0000505	68	0.13	1826	0.03	505
0000601	138	0.27	7845	0.11	601
0000602	107	0.21	6488	0.09	602
0000604	84	0.16	5945	0.09	604
0000605	73	0.14	3391	0.05	605
0000606	75	0.14	3586	0.05	606
0000801	128	0.25	4011	0.06	801
0000802	85	0.16	2570	0.04	802
0000804	154	0.30	4285	0.06	804
0000901	75	0.14	8000	0.12	901
0000902	64	0.12	5146	0.07	902
0000903	77	0.15	1320	0.02	903
0000904	95	0.18	13753	0.20	904
0000905	109	0.21	16666	0.24	905
0000906	172	0.33	24036	0.35	906
0001001	150	0.29	6937	0.10	1001
0001002	84	0.16	4039	0.06	1002
0001004	165	0.32	6926	0.10	1004
0001301	183	0.35	5482	0.08	1301
0001302	88	0.17	2865	0.04	1302
0001304	104	0.20	3423	0.05	1304
0001401	116	0.22	16814	0.24	1401
0001402	79	0.15	5952	0.09	1402
0001403	75	0.14	733	0.01	1403
0001404	126	0.24	20795	0.30	1404
0001405	119	0.23	14898	0.22	1405
0001406	196	0.38	26179	0.38	1406
0001901	220	0.42	9327	0.14	1901
0001902	100	0.19	5010	0.07	1902
0001904	92	0.18	5217	0.08	1904
0002401	106	0.20	39348	0.57	2401
0002402	105	0.20	19603	0.28	2402
0002403	68	0.13	2058	0.03	2403
0002404	76	0.15	16263	0.24	2404
0002405	58	0.11	10277	0.15	2405
0002406	124	0.24	20321	0.30	2406
0002801	55	0.11	9089	0.13	2801
0002802	69	0.13	4382	0.06	2802
0002804	85	0.16	4713	0.07	2804
0002805	71	0.14	2687	0.04	2805
0002806	74	0.14	3513	0.05	2806
0002901	154	0.30	72898	1.06	2901
0002902	93	0.18	26402	0.38	2902
0002903	67	0.13	6418	0.09	2903
0002904	92	0.18	27562	0.40	2904
0002905	90	0.17	21081	0.31	2905
0002906	121	0.23	44534	0.65	2906
0003001	64	0.12	10253	0.15	3001
0003002	77	0.15	3892	0.06	3002
0003004	70	0.13	2078	0.03	3004
0003005	70	0.13	1031	0.01	3005
0003006	79	0.15	2788	0.04	3006
0003201	91	0.18	17825	0.26	3201
0003202	69	0.13	8595	0.12	3202
0003203	43	0.08	517	0.01	3203

2003 HEALTH CARE SURVEY OF DOD BENEFICIARIES – FINAL

0003204	74	0.14	9078	0.13	3204
0003205	69	0.13	3878	0.06	3205
0003206	80	0.15	9210	0.13	3206
0003301	124	0.24	13872	0.20	3301
0003302	87	0.17	7534	0.11	3302
0003304	141	0.27	14157	0.21	3304
0003305	82	0.16	9781	0.14	3305
0003306	93	0.18	9218	0.13	3306
0003501	215	0.41	12286	0.18	3501
0003502	98	0.19	4894	0.07	3502
0003504	83	0.16	3861	0.06	3504
0003601	150	0.29	4350	0.06	3601
0003602	79	0.15	2260	0.03	3602
0003604	102	0.20	2834	0.04	3604
0003606	82	0.16	1421	0.02	3606
0003701	206	0.40	17694	0.26	3701
0003702	99	0.19	2795	0.04	3702
0003703	87	0.17	1881	0.03	3703
0003704	80	0.15	6206	0.09	3704
0003705	83	0.16	8681	0.13	3705
0003706	115	0.22	18456	0.27	3706
0003801	135	0.26	28342	0.41	3801
0003802	98	0.19	9262	0.13	3802
0003803	82	0.16	718	0.01	3803
0003804	82	0.16	12525	0.18	3804
0003805	82	0.16	12213	0.18	3805
0003806	95	0.18	13470	0.20	3806
0003901	165	0.32	36602	0.53	3901
0003902	88	0.17	18835	0.27	3902
0003903	68	0.13	2279	0.03	3903
0003904	125	0.24	23399	0.34	3904
0003905	131	0.25	24933	0.36	3905
0003906	107	0.21	18125	0.26	3906
0004201	85	0.16	9957	0.14	4201
0004202	73	0.14	6569	0.10	4202
0004203	80	0.15	992	0.01	4203
0004204	92	0.18	10070	0.15	4204
0004205	104	0.20	12983	0.19	4205
0004206	107	0.21	12202	0.18	4206
0004301	148	0.28	3858	0.06	4301
0004302	79	0.15	2346	0.03	4302
0004304	161	0.31	4901	0.07	4304
0004501	92	0.18	8980	0.13	4501
0004502	74	0.14	6085	0.09	4502
0004503	76	0.15	1191	0.02	4503
0004504	124	0.24	17921	0.26	4504
0004505	158	0.30	20508	0.30	4505
0004506	239	0.46	32014	0.47	4506
0004601	100	0.19	2774	0.04	4601
0004602	86	0.17	1980	0.03	4602
0004604	265	0.51	8382	0.12	4604
0004701	147	0.28	18239	0.27	4701
0004702	63	0.12	9008	0.13	4702
0004704	126	0.24	14723	0.21	4704
0004705	70	0.13	7772	0.11	4705
0004706	83	0.16	8977	0.13	4706
0004801	80	0.15	19420	0.28	4801

2003 HEALTH CARE SURVEY OF DOD BENEFICIARIES – FINAL

0004802	69	0.13	9076	0.13	4802
0004803	65	0.13	984	0.01	4803
0004804	84	0.16	10162	0.15	4804
0004805	72	0.14	5946	0.09	4805
0004806	77	0.15	11964	0.17	4806
0004901	103	0.20	28760	0.42	4901
0004902	49	0.09	8512	0.12	4902
0004903	40	0.08	887	0.01	4903
0004904	71	0.14	6586	0.10	4904
0004905	65	0.13	4436	0.06	4905
0004906	78	0.15	5410	0.08	4906
0005101	192	0.37	5739	0.08	5101
0005102	93	0.18	3348	0.05	5102
0005104	110	0.21	4498	0.07	5104
0005201	163	0.31	30704	0.45	5201
0005202	73	0.14	11721	0.17	5202
0005203	90	0.17	2527	0.04	5203
0005204	70	0.13	4983	0.07	5204
0005205	77	0.15	9112	0.13	5205
0005206	69	0.13	11386	0.17	5206
0005301	123	0.24	4308	0.06	5301
0005302	73	0.14	2333	0.03	5302
0005304	75	0.14	2298	0.03	5304
0005305	107	0.21	1703	0.02	5305
0005501	131	0.25	8918	0.13	5501
0005502	84	0.16	5878	0.09	5502
0005503	69	0.13	776	0.01	5503
0005504	96	0.18	9274	0.13	5504
0005505	102	0.20	11701	0.17	5505
0005506	93	0.18	8900	0.13	5506
0005601	112	0.22	24092	0.35	5601
0005602	66	0.13	4784	0.07	5602
0005603	64	0.12	1294	0.02	5603
0005604	66	0.13	4163	0.06	5604
0005605	65	0.13	9346	0.14	5605
0005606	80	0.15	7994	0.12	5606
0005701	105	0.20	12663	0.18	5701
0005702	75	0.14	5913	0.09	5702
0005704	69	0.13	3433	0.05	5704
0005705	69	0.13	1823	0.03	5705
0005706	79	0.15	2776	0.04	5706
0005801	212	0.41	7907	0.11	5801
0005802	127	0.24	5063	0.07	5802
0005804	126	0.24	5836	0.08	5804
0005901	145	0.28	4697	0.07	5901
0005902	86	0.17	2696	0.04	5902
0005904	119	0.23	3297	0.05	5904
0006001	100	0.19	27502	0.40	6001
0006002	74	0.14	13654	0.20	6002
0006003	58	0.11	1069	0.02	6003
0006004	77	0.15	7888	0.11	6004
0006005	65	0.13	6184	0.09	6005
0006006	77	0.15	6856	0.10	6006
0006101	121	0.23	18564	0.27	6101
0006102	26	0.05	1361	0.02	6102
0006103	111	0.21	4725	0.07	6103
0006104	88	0.17	7227	0.11	6104

2003 HEALTH CARE SURVEY OF DOD BENEFICIARIES – FINAL

0006105	92	0.18	10077	0.15	6105
0006106	85	0.16	8389	0.12	6106
0006201	149	0.29	5725	0.08	6201
0006202	72	0.14	2883	0.04	6202
0006204	104	0.20	3478	0.05	6204
0006401	80	0.15	9559	0.14	6401
0006402	57	0.11	4584	0.07	6402
0006404	69	0.13	3310	0.05	6404
0006405	56	0.11	1107	0.02	6405
0006406	69	0.13	2580	0.04	6406
0006601	144	0.28	17419	0.25	6601
0006602	79	0.15	9896	0.14	6602
0006603	94	0.18	1472	0.02	6603
0006604	95	0.18	13258	0.19	6604
0006605	100	0.19	10030	0.15	6605
0006606	94	0.18	14451	0.21	6606
0006701	141	0.27	25080	0.36	6701
0006702	101	0.19	6843	0.10	6702
0006703	117	0.23	2348	0.03	6703
0006704	83	0.16	10341	0.15	6704
0006705	118	0.23	18118	0.26	6705
0006706	108	0.21	16924	0.25	6706
0006901	242	0.47	18447	0.27	6901
0006902	113	0.22	8747	0.13	6902
0006904	158	0.30	12144	0.18	6904
0007301	101	0.19	12575	0.18	7301
0007302	69	0.13	5898	0.09	7302
0007304	98	0.19	8380	0.12	7304
0007305	74	0.14	4001	0.06	7305
0007306	98	0.19	10751	0.16	7306
0007501	110	0.21	12165	0.18	7501
0007502	74	0.14	3993	0.06	7502
0007504	90	0.17	4944	0.07	7504
0007505	67	0.13	1329	0.02	7505
0007506	83	0.16	3411	0.05	7506
0007801	137	0.26	8322	0.12	7801
0007802	97	0.19	5627	0.08	7802
0007804	96	0.18	7420	0.11	7804
0007805	108	0.21	7841	0.11	7805
0007806	86	0.17	5890	0.09	7806
0007901	76	0.15	8370	0.12	7901
0007902	72	0.14	5907	0.09	7902
0007904	101	0.19	11755	0.17	7904
0007905	134	0.26	15622	0.23	7905
0007906	132	0.25	14145	0.21	7906
0008301	143	0.28	7781	0.11	8301
0008302	75	0.14	4672	0.07	8302
0008304	141	0.27	7729	0.11	8304
0008601	110	0.21	8562	0.12	8601
0008602	78	0.15	2925	0.04	8602
0008603	77	0.15	1122	0.02	8603
0008604	75	0.14	2919	0.04	8604
0008605	88	0.17	5601	0.08	8605
0008606	102	0.20	7969	0.12	8606
0008901	176	0.34	49199	0.71	8901
0008902	124	0.24	24696	0.36	8902
0008903	62	0.12	2065	0.03	8903

2003 HEALTH CARE SURVEY OF DOD BENEFICIARIES – FINAL

0008904	74	0.14	15216	0.22	8904
0008905	83	0.16	19009	0.28	8905
0008906	73	0.14	13160	0.19	8906
0009001	131	0.25	4534	0.07	9001
0009002	83	0.16	2452	0.04	9002
0009004	121	0.23	3319	0.05	9004
0009101	86	0.17	32989	0.48	9101
0009102	90	0.17	12698	0.18	9102
0009103	64	0.12	2297	0.03	9103
0009104	73	0.14	6080	0.09	9104
0009105	80	0.15	6584	0.10	9105
0009106	76	0.15	4016	0.06	9106
0009201	66	0.13	9019	0.13	9201
0009202	80	0.15	4824	0.07	9202
0009204	77	0.15	2951	0.04	9204
0009205	72	0.14	2811	0.04	9205
0009206	84	0.16	4464	0.06	9206
0009501	110	0.21	7099	0.10	9501
0009502	82	0.16	5488	0.08	9502
0009504	113	0.22	11881	0.17	9504
0009505	85	0.16	9026	0.13	9505
0009506	110	0.21	9869	0.14	9506
0009601	230	0.44	15712	0.23	9601
0009602	128	0.25	7838	0.11	9602
0009604	110	0.21	8196	0.12	9604
0009801	85	0.16	15805	0.23	9801
0009802	66	0.13	7765	0.11	9802
0009804	66	0.13	7317	0.11	9804
0009805	63	0.12	2976	0.04	9805
0009806	73	0.14	6528	0.09	9806
0010101	87	0.17	6270	0.09	10101
0010102	72	0.14	3229	0.05	10102
0010104	82	0.16	3506	0.05	10104
0010105	71	0.14	3503	0.05	10105
0010106	78	0.15	3529	0.05	10106
0010301	97	0.19	14200	0.21	10301
0010302	81	0.16	5340	0.08	10302
0010303	77	0.15	958	0.01	10303
0010304	82	0.16	8861	0.13	10304
0010305	97	0.19	12374	0.18	10305
0010306	89	0.17	9835	0.14	10306
0010401	62	0.12	11326	0.16	10401
0010402	73	0.14	3735	0.05	10402
0010404	87	0.17	2444	0.04	10404
0010405	73	0.14	1568	0.02	10405
0010406	77	0.15	3867	0.06	10406
0010501	77	0.15	13695	0.20	10501
0010502	59	0.11	2261	0.03	10502
0010504	88	0.17	10660	0.15	10504
0010505	91	0.18	8436	0.12	10505
0010506	93	0.18	9819	0.14	10506
0010801	103	0.20	16404	0.24	10801
0010802	61	0.12	8819	0.13	10802
0010803	50	0.10	687	0.01	10803
0010804	96	0.18	12826	0.19	10804
0010805	62	0.12	4996	0.07	10805
0010806	89	0.17	10543	0.15	10806

2003 HEALTH CARE SURVEY OF DOD BENEFICIARIES – FINAL

0010901	87	0.17	9312	0.14	10901
0010902	72	0.14	6081	0.09	10902
0010903	64	0.12	1093	0.02	10903
0010904	123	0.24	16465	0.24	10904
0010905	80	0.15	8254	0.12	10905
0010906	161	0.31	25742	0.37	10906
0011001	153	0.29	46075	0.67	11001
0011002	116	0.22	21366	0.31	11002
0011003	54	0.10	1623	0.02	11003
0011004	89	0.17	14876	0.22	11004
0011005	63	0.12	12556	0.18	11005
0011006	72	0.14	9015	0.13	11006
0011201	180	0.35	10475	0.15	11201
0011202	78	0.15	3888	0.06	11202
0011204	105	0.20	4087	0.06	11204
0011301	62	0.12	6203	0.09	11301
0011302	71	0.14	3043	0.04	11302
0011304	74	0.14	2785	0.04	11304
0011305	70	0.13	1500	0.02	11305
0011306	82	0.16	4188	0.06	11306
0011701	96	0.18	26365	0.38	11701
0011702	68	0.13	9070	0.13	11702
0011704	102	0.20	18514	0.27	11704
0011705	74	0.14	5617	0.08	11705
0011706	113	0.22	20155	0.29	11706
0011801	194	0.37	6187	0.09	11801
0011802	89	0.17	3362	0.05	11802
0011804	102	0.20	3955	0.06	11804
0011901	202	0.39	9105	0.13	11901
0011902	98	0.19	5138	0.07	11902
0011904	103	0.20	5414	0.08	11904
0012001	131	0.25	13753	0.20	12001
0012002	79	0.15	7915	0.12	12002
0012003	87	0.17	855	0.01	12003
0012004	71	0.14	5701	0.08	12004
0012005	87	0.17	7331	0.11	12005
0012006	83	0.16	7728	0.11	12006
0012101	95	0.18	13106	0.19	12101
0012102	78	0.15	8656	0.13	12102
0012103	91	0.18	1362	0.02	12103
0012104	76	0.15	10631	0.15	12104
0012105	94	0.18	8645	0.13	12105
0012106	82	0.16	9666	0.14	12106
0012301	118	0.23	16212	0.24	12301
0012302	106	0.20	14154	0.21	12302
0012303	103	0.20	3609	0.05	12303
0012304	143	0.28	23878	0.35	12304
0012305	195	0.38	30047	0.44	12305
0012306	123	0.24	19334	0.28	12306
0012401	176	0.34	82881	1.20	12401
0012402	87	0.17	30016	0.44	12402
0012403	98	0.19	12213	0.18	12403
0012404	69	0.13	19976	0.29	12404
0012405	130	0.25	44112	0.64	12405
0012406	80	0.15	23753	0.35	12406
0012501	163	0.31	34744	0.50	12501
0012502	76	0.15	15217	0.22	12502

2003 HEALTH CARE SURVEY OF DOD BENEFICIARIES – FINAL

0012503	62	0.12	1528	0.02	12503
0012504	119	0.23	22418	0.33	12504
0012505	98	0.19	13066	0.19	12505
0012506	145	0.28	30489	0.44	12506
0012601	109	0.21	14806	0.22	12601
0012602	96	0.18	9556	0.14	12602
0012604	85	0.16	8668	0.13	12604
0012605	71	0.14	4361	0.06	12605
0012606	85	0.16	6855	0.10	12606
0012701	88	0.17	8532	0.12	12701
0012702	77	0.15	4170	0.06	12702
0012704	66	0.13	3288	0.05	12704
0012705	76	0.15	1619	0.02	12705
0012706	92	0.18	3297	0.05	12706
0012801	143	0.28	3928	0.06	12801
0012802	71	0.14	2036	0.03	12802
0012804	170	0.33	4637	0.07	12804
0012901	234	0.45	10035	0.15	12901
0012902	80	0.15	3719	0.05	12902
0012904	91	0.18	4002	0.06	12904
0013101	110	0.21	4658	0.07	13101
0013102	84	0.16	2605	0.04	13102
0013105	74	0.14	1908	0.03	13105
0028001	167	0.32	7633	0.11	28001
0028002	168	0.32	8131	0.12	28002
0028004	80	0.15	2215	0.03	28004
0028701	231	0.44	4892	0.07	28701
0028702	132	0.25	2936	0.04	28702
0028704	75	0.14	1347	0.02	28704
0032101	282	0.54	9992	0.15	32101
0032102	69	0.13	2701	0.04	32102
0032104	77	0.15	2036	0.03	32104
0032601	184	0.35	11798	0.17	32601
0032602	80	0.15	3053	0.04	32602
0032604	60	0.12	2006	0.03	32604
0033001	142	0.27	13014	0.19	33001
0033002	109	0.21	5791	0.08	33002
0036601	137	0.26	4335	0.06	36601
0036602	80	0.15	3300	0.05	36602
0036604	193	0.37	7919	0.12	36604
0038501	153	0.29	7923	0.12	38501
0038502	119	0.23	4677	0.07	38502
0038504	85	0.16	4590	0.07	38504
0060601	135	0.26	21868	0.32	60601
0060602	75	0.14	9450	0.14	60602
0060605	42	0.08	6200	0.09	60605
0060701	177	0.34	18937	0.28	60701
0060702	74	0.14	7589	0.11	60702
0060705	46	0.09	5107	0.07	60705
0060901	153	0.29	27870	0.41	60901
0060902	68	0.13	11735	0.17	60902
0060905	39	0.08	2938	0.04	60905
0061201	221	0.43	34932	0.51	61201
0061202	26	0.05	1619	0.02	61202
0061205	35	0.07	3163	0.05	61205
0061601	107	0.21	3978	0.06	61601
0061602	55	0.11	1368	0.02	61602

2003 HEALTH CARE SURVEY OF DOD BENEFICIARIES – FINAL

0061605	52	0.10	1951	0.03	61605
0061606	53	0.10	2001	0.03	61606
0061701	168	0.32	18346	0.27	61701
0061702	66	0.13	6764	0.10	61702
0061705	38	0.07	1939	0.03	61705
0062001	115	0.22	5836	0.08	62001
0062002	66	0.13	2986	0.04	62002
0062005	103	0.20	4130	0.06	62005
0062101	132	0.25	17663	0.26	62101
0062102	60	0.12	6924	0.10	62102
0062105	3	0.01	86	0.00	62105
0062201	173	0.33	22905	0.33	62201
0062202	43	0.08	4873	0.07	62202
0062203	37	0.07	1044	0.02	62203
0063301	142	0.27	11782	0.17	63301
0063302	64	0.12	5293	0.08	63302
0063305	44	0.08	3263	0.05	63305
0063801	139	0.27	9051	0.13	63801
0063805	23	0.04	1759	0.03	63805
0064001	159	0.31	12490	0.18	64001
0064002	70	0.13	5222	0.08	64002
0064005	47	0.09	2258	0.03	64005
0080401	84	0.16	4598	0.07	80401
0080402	55	0.11	2926	0.04	80402
0080501	188	0.36	5905	0.09	80501
0080502	109	0.21	3952	0.06	80502
0080601	198	0.38	10676	0.16	80601
0080602	111	0.21	5745	0.08	80602
0713901	250	0.48	7458	0.11	713901
0713902	161	0.31	4203	0.06	713902
0999001	26	0.05	15244	0.22	999001
0999002	55	0.11	4341	0.06	999002
0999003	29	0.06	5494	0.08	999003
0999005	44	0.08	54476	0.79	999005
0999006	19	0.04	36163	0.53	999006
0999101	198	0.38	78353	1.14	999101
0999102	92	0.18	29571	0.43	999102
0999103	319	0.61	50381	0.73	999103
0999104	158	0.30	53323	0.77	999104
0999105	1059	2.04	368748	5.36	999105
0999106	851	1.64	319002	4.64	999106
0999201	113	0.22	46594	0.68	999201
0999202	88	0.17	26535	0.39	999202
0999203	152	0.29	28203	0.41	999203
0999204	294	0.57	81448	1.18	999204
0999205	835	1.61	248337	3.61	999205
0999206	1026	1.98	310305	4.51	999206
0999301	135	0.26	62197	0.90	999301
0999302	80	0.15	29430	0.43	999302
0999303	269	0.52	44104	0.64	999303
0999304	199	0.38	77440	1.13	999304
0999305	983	1.89	397958	5.78	999305
0999306	990	1.91	388158	5.64	999306

CACSMPL - Catchment Area						
Value	Unweighted		Weighted		Formatted Value	
	Count	Percent	Count	Percent		
1	390	0.75	12008	0.17	Redstone Ars/Ft McClellan	
3	397	0.76	24808	0.36	Ft. Rucker	
4	445	0.86	11497	0.17	Maxwell AFB	
5	333	0.64	20376	0.30	Ft Wainwright	
6	477	0.92	27255	0.40	Elmendorf AFB/Ft Wainwright	
8	367	0.71	10867	0.16	Ft. Huachuca	
9	592	1.14	68921	1.00	Luke AFB	
10	399	0.77	17901	0.26	Davis-Monthan AFB	
13	375	0.72	11770	0.17	Little Rock AFB	
14	711	1.37	85370	1.24	Travis AFB	
19	412	0.79	19554	0.28	Edwards AFB	
24	537	1.03	107870	1.57	NH Camp Pendleton/Ft Irwin	
28	354	0.68	24385	0.35	NH LeMoore	
29	617	1.19	198895	2.89	NMC San Diego	
30	360	0.69	20042	0.29	NH 29-Palms	
32	426	0.82	49103	0.71	Evans ACH-Ft. Carson	
33	527	1.01	54562	0.79	USAF Acad. Hospital	
35	396	0.76	21041	0.31	NACC Groton	
36	413	0.80	10865	0.16	Dover AFB	
37	670	1.29	55714	0.81	Walter Reed AMC	
38	574	1.11	76529	1.11	NH Pensacola	
39	684	1.32	124174	1.80	NH Jacksonville/Key West	
42	541	1.04	52772	0.77	Eglin AFB	
43	388	0.75	11104	0.16	Tyndall AFB	
45	763	1.47	86697	1.26	MacDill AFB	
46	451	0.87	13136	0.19	Patrick AFB	
47	489	0.94	58718	0.85	Ft. Gordon	
48	447	0.86	57551	0.84	Ft. Benning	
49	406	0.78	54591	0.79	Ft. Stewart	
51	395	0.76	13584	0.20	Robins AFB	
52	542	1.04	70433	1.02	Tripler AMC	
53	378	0.73	10642	0.15	Mountain Home AFB	
55	575	1.11	45447	0.66	Scott AFB	
56	453	0.87	51672	0.75	NH Great Lakes	
57	397	0.76	26609	0.39	Ft. Riley	
58	465	0.90	18806	0.27	Ft. Leavenworth	
59	350	0.67	10690	0.16	McConnell AFB	
60	451	0.87	63154	0.92	Ft. Campbell	
61	523	1.01	50343	0.73	Ft. Knox	
62	325	0.63	12086	0.18	Barksdale AFB	
64	331	0.64	21139	0.31	Ft. Polk	
66	606	1.17	66526	0.97	Andrews AFB	
67	668	1.29	79653	1.16	NNMC Bethesda	
69	513	0.99	39337	0.57	Ft. Meade	
73	440	0.85	41604	0.60	Keesler AFB	

2003 HEALTH CARE SURVEY OF DOD BENEFICIARIES – FINAL

75	424	0.82	25842	0.38	Ft. Leonard Wood
78	524	1.01	35101	0.51	Offutt AFB
79	515	0.99	55799	0.81	Nellis AFB
83	359	0.69	20182	0.29	Kirtland AFB
86	530	1.02	29098	0.42	West Point
89	592	1.14	123346	1.79	Ft. Bragg
90	335	0.64	10305	0.15	Seymour Johnson AFB
91	469	0.90	64663	0.94	NH Camp Lejeune
92	379	0.73	24069	0.35	NH Cherry Point
95	500	0.96	43363	0.63	Wright Patterson AFB
96	468	0.90	31745	0.46	Tinker AFB
98	353	0.68	40390	0.59	Ft. Sill
101	390	0.75	20037	0.29	Shaw AFB
103	523	1.01	51567	0.75	NH Charleston
104	372	0.72	22939	0.33	NH Beaufort
105	408	0.79	44871	0.65	Ft. Jackson
108	461	0.89	54275	0.79	Ft. Bliss
109	587	1.13	66947	0.97	Brooke AMC-Ft. Sam Houston
110	547	1.05	105512	1.53	Ft. Hood
112	363	0.70	18449	0.27	Dyess AFB
113	359	0.69	17717	0.26	Laughlin AFB/Sheppard AFB
117	453	0.87	79721	1.16	Lackland AFB
118	385	0.74	13504	0.20	NH Corpus Christi
119	403	0.78	19657	0.29	Hill AFB
120	538	1.04	43281	0.63	Langley AFB
121	516	0.99	52065	0.76	Ft. Eustis
123	788	1.52	107233	1.56	Ft. Belvoir
124	640	1.23	212951	3.09	NMC Portsmouth
125	663	1.28	117461	1.71	Madigan AMC-Ft. Lewis
126	446	0.86	44246	0.64	NH Bremerton
127	399	0.77	20905	0.30	NH Oak Harbor
128	384	0.74	10601	0.15	Fairchild AFB
129	405	0.78	17756	0.26	F.E. Warren AFB
131	268	0.52	9170	0.13	Ft. Irwin
280	415	0.80	17978	0.26	Pearl Harbor
287	438	0.84	9174	0.13	NMCL Pearl Harbor/Hickam
321	428	0.82	14729	0.21	NACC Portsmouth New Hamp.
326	324	0.62	16857	0.24	McGuire AFB/Ft. Dix
330	251	0.48	18805	0.27	Ft. Drum
366	410	0.79	15554	0.23	Randolph AFB
385	357	0.69	17189	0.25	NMCL Quantico
606	252	0.49	37517	0.55	Landstuhl AMC/other German
607	297	0.57	31632	0.46	Landstuhl
609	260	0.50	42543	0.62	Wuerzburg
612	282	0.54	39713	0.58	Seoul
616	267	0.51	9299	0.14	NH Guantanamo/Roosevelt Rds
617	272	0.52	27048	0.39	Naples
620	284	0.55	12951	0.19	Agana
621	195	0.38	24673	0.36	Okinawa
622	253	0.49	28822	0.42	NH Yokosuka/other

633	250	0.48	20339	0.30	Asian RAF Lakenheath/other Europe
638	162	0.31	10811	0.16	Kunsan AB/Osan AB
640	276	0.53	19970	0.29	Yokota AB
804	139	0.27	7524	0.11	Kadena AFB
805	297	0.57	9857	0.14	Spangdahlem AB
806	309	0.59	16421	0.24	Spangdahlem/Ramstein AFB
7139	411	0.79	11660	0.17	Hurlburt Field
9901	1292	2.49	432814	6.29	Out/Area-Reg 1
9902	413	0.80	140643	2.04	Out/Area-Reg 2
9903	898	1.73	337222	4.90	Out/Area-Reg 3
9904	695	1.34	261706	3.80	Out/Area-Reg 4
9905	972	1.87	325921	4.74	Out/Area-Reg 5
9906	1286	2.48	377435	5.48	Out/Area-Reg 6
9907	223	0.43	85401	1.24	Out/Area-Reg 7
9908	840	1.62	314957	4.58	Out/Area-Reg 8
9909	394	0.76	117340	1.71	Out/Area-Reg 9
9910	345	0.66	102118	1.48	Out/Area-Reg 10
9911	444	0.85	132853	1.93	Out/Area-Reg 11
9912	39	0.08	11677	0.17	Out/Area-Reg 12
9913	20	0.04	18417	0.27	Out/Area-Europe
9914	27	0.05	11810	0.17	Out/Area-Pacific
9915	96	0.18	65166	0.95	Out/Area-Latin America & Can
9999	30	0.06	20324	0.30	Missing

**ENBGSMPL -
Enrollment by beneficiary category**

Value	Unweighted		Weighted		Formatted Value
	Count	Percent	Count	Percent	
01	14552	28.02	1725395	25.07	Active duty
02	567	1.09	123780	1.80	Active duty fam,Prime,civ PCM
03	7799	15.01	617004	8.97	Active duty fam,Prime,mil PCM
04	3232	6.22	202224	2.94	Active duty fam,non- enrollee
05	1421	2.74	310220	4.51	Retired,<65,civ PCM
06	7641	14.71	597587	8.68	Retired,<65,mil PCM
07	7894	15.20	1594279	23.17	Retired,<65,non- enrollee
10	8836	17.01	1710949	24.86	Retired,65+,non- enrollee

MPCSMPL - Military Personnel Category					
Value	Unweighted		Weighted		Formatted Value
	Count	Percent	Count	Percent	
1	35968	69.25	4805032	69.83	Enlisted/Unknown
2	14392	27.71	1844761	26.81	Officer
3	1582	3.05	231646	3.37	Warrant officer

NHFF - Stratum Sample Size					
Value	Unweighted		Weighted		Formatted Value
	Count	Percent	Count	Percent	
27 -- 530	51942	100.00	6881439	100.00	0--9999

SERVAREA - Service Area					
Value	Unweighted		Weighted		Formatted Value
	Count	Percent	Count	Percent	
	45546	87.69	6203619	90.15	Missing
01	528	1.02	104688	1.52	Serv area1 (Pendleton/San Diego)
02	377	0.73	33713	0.49	Serv area2 (Carson/USAF)
03	1337	2.57	145349	2.11	Serv area3 (DC/Andrews/Bethesda/ Belvoir)
04	550	1.06	52577	0.76	Serv area4 (Pensacola/Eglin)
05	605	1.16	39808	0.58	Serv area5 (Stewart/Charleston/Beaufort)
06	387	0.75	20829	0.30	Serv area6 (Lejeune/Cherry Point)
07	296	0.57	15722	0.23	Serv area7 (Sill/Sheppard)
08	349	0.67	25962	0.38	Serv area8 (Shaw/Jackson)
09	497	0.96	61606	0.90	Serv area9 (Sam Houston/Lackland)
10	832	1.60	115664	1.68	Serv area10 (Langley/Eustis/Portsmouth)
11	638	1.23	61900	0.90	Serv area11 (Lewis/Bremerton/Oak Harbor)

DCATCH - Catchment Area					
Value	Unweighted		Weighted		Formatted Value
	Count	Percent	Count	Percent	
0003	399	0.77	25683	0.37	3
0005	256	0.49	15135	0.22	5
0006	485	0.93	27977	0.41	6
0009	595	1.15	68491	1.00	9
0014	629	1.21	73332	1.07	14
0024	502	0.97	93867	1.36	24
0028	316	0.61	21376	0.31	28
0029	672	1.29	194324	2.82	29
0030	319	0.61	17588	0.26	30
0032	446	0.86	48314	0.70	32
0033	504	0.97	52084	0.76	33
0037	734	1.41	64052	0.93	37
0038	465	0.90	55434	0.81	38
0039	604	1.16	104611	1.52	39
0042	941	1.81	64983	0.94	42
0045	758	1.46	86531	1.26	45
0047	361	0.70	42921	0.62	47
0048	452	0.87	56417	0.82	48
0049	389	0.75	48130	0.70	49
0052	1397	2.69	99656	1.45	52
0053	316	0.61	8884	0.13	53
0055	566	1.09	44892	0.65	55
0056	442	0.85	49576	0.72	56
0057	377	0.73	24333	0.35	57
0060	450	0.87	60171	0.87	60
0061	487	0.94	44765	0.65	61
0064	308	0.59	19519	0.28	64
0066	675	1.30	68934	1.00	66
0067	818	1.57	88305	1.28	67
0073	467	0.90	45297	0.66	73
0075	416	0.80	25437	0.37	75
0078	517	1.00	34839	0.51	78
0079	509	0.98	55180	0.80	79
0086	447	0.86	24927	0.36	86
0089	596	1.15	118318	1.72	89
0091	481	0.93	65717	0.95	91
0092	368	0.71	23107	0.34	92
0095	471	0.91	40662	0.59	95
0098	323	0.62	35950	0.52	98
0101	393	0.76	20627	0.30	101
0103	504	0.97	49678	0.72	103
0104	371	0.71	22902	0.33	104
0105	405	0.78	44688	0.65	105
0108	395	0.76	43469	0.63	108
0109	967	1.86	85368	1.24	109
0110	551	1.06	102679	1.49	110
0113	343	0.66	16766	0.24	113
0117	472	0.91	72423	1.05	117
0120	544	1.05	44844	0.65	120

2003 HEALTH CARE SURVEY OF DOD BENEFICIARIES – FINAL

0121	432	0.83	41396	0.60	121
0123	1060	2.04	112892	1.64	123
0124	772	1.49	221674	3.22	124
0125	659	1.27	111349	1.62	125
0126	409	0.79	39758	0.58	126
0127	386	0.74	20029	0.29	127
0131	248	0.48	9720	0.14	131
0606	208	0.40	27373	0.40	606
0607	396	0.76	30021	0.44	607
0609	109	0.21	16128	0.23	609
0612	180	0.35	23406	0.34	612
0615	16	0.03	521	0.01	615
0616	208	0.40	7962	0.12	616
0617	55	0.11	5216	0.08	617
0618	45	0.09	4172	0.06	618
0620	264	0.51	11982	0.17	620
0621	299	0.58	28647	0.42	621
0622	156	0.30	16860	0.25	622
0623	35	0.07	3677	0.05	623
0624	39	0.08	3988	0.06	624
0629	19	0.04	1820	0.03	629
0633	136	0.26	11019	0.16	633
0635	21	0.04	1895	0.03	635
0637	15	0.03	1089	0.02	637
0638	136	0.26	10576	0.15	638
0639	68	0.13	4567	0.07	639
0640	189	0.36	13883	0.20	640
0781	20	0.04	5310	0.08	781
0782	59	0.11	19061	0.28	782
0783	17	0.03	4679	0.07	783
0784	356	0.69	60106	0.87	784
0785	846	1.63	68057	0.99	785
0786	47	0.09	11631	0.17	786
0787	4	0.01	1326	0.02	787
0788	73	0.14	23823	0.35	788
0789	6	0.01	2065	0.03	789
0805	170	0.33	5472	0.08	805
0808	41	0.08	6468	0.09	808
0901	952	1.83	110859	1.61	901
0902	60	0.12	7927	0.12	902
0904	560	1.08	70236	1.02	904
0906	226	0.44	53727	0.78	906
0907	234	0.45	29480	0.43	907
0908	442	0.85	25911	0.38	908
0911	909	1.75	162700	2.36	911
0912	21	0.04	6081	0.09	912
0914	135	0.26	40936	0.59	914
0915	185	0.36	59462	0.86	915
0917	594	1.14	54172	0.79	917
0918	110	0.21	35577	0.52	918
0920	237	0.46	39059	0.57	920
0921	193	0.37	33624	0.49	921
0922	345	0.66	56249	0.82	922
0923	223	0.43	68064	0.99	923
0924	128	0.25	43991	0.64	924
0925	250	0.48	47050	0.68	925
0927	219	0.42	28726	0.42	927

2003 HEALTH CARE SURVEY OF DOD BENEFICIARIES – FINAL

0928	42	0.08	11863	0.17	928
0929	75	0.14	18682	0.27	929
0930	99	0.19	19996	0.29	930
0931	486	0.94	64488	0.94	931
0932	512	0.99	61799	0.90	932
0933	525	1.01	101367	1.47	933
0934	618	1.19	106239	1.54	934
0935	232	0.45	23775	0.35	935
0936	220	0.42	68809	1.00	936
0937	579	1.11	81852	1.19	937
0938	216	0.42	60477	0.88	938
0939	543	1.05	130506	1.90	939
0940	200	0.39	21292	0.31	940
0941	150	0.29	50606	0.74	941
0942	199	0.38	19907	0.29	942
0943	278	0.54	96055	1.40	943
0945	329	0.63	44294	0.64	945
0946	30	0.06	9613	0.14	946
0948	613	1.18	81665	1.19	948
0950	136	0.26	41327	0.60	950
0951	164	0.32	14829	0.22	951
0953	103	0.20	51670	0.75	953
0957	249	0.48	36569	0.53	957
0958	5	0.01	1506	0.02	958
0960	52	0.10	5912	0.09	960
0961	63	0.12	13393	0.19	961
0965	25	0.05	3758	0.05	965
0966	2	0.00	181	0.00	966
0967	11	0.02	1607	0.02	967
0968	96	0.18	11321	0.16	968
0970	1	0.00	78	0.00	970
0971	11	0.02	3670	0.05	971
0972	11	0.02	2888	0.04	972
0973	43	0.08	6571	0.10	973
0974	117	0.23	24864	0.36	974
0975	11	0.02	8558	0.12	975
0976	16	0.03	3347	0.05	976
0977	19	0.04	5151	0.07	977
0978	10	0.02	1216	0.02	978
0979	47	0.09	6566	0.10	979
0982	80	0.15	5596	0.08	982
0983	7	0.01	3210	0.05	983
0985	492	0.95	122503	1.78	985
0986	854	1.64	144697	2.10	986
0987	953	1.83	194616	2.83	987
0988	425	0.82	28205	0.41	988
0989	130	0.25	35532	0.52	989
0990	427	0.82	43642	0.63	990
0993	1591	3.06	275380	4.00	993
0995	53	0.10	13463	0.20	995
0996	231	0.44	60100	0.87	996
0999	136	0.26	29619	0.43	999

DMIS_ID - DMIS ID						
Value	Unweighted		Weighted		Formatted Value	
	Count	Percent	Count	Percent		
0001	258	0.50	7890	0.11	1	
0003	393	0.76	24698	0.36	3	
0004	445	0.86	11497	0.17	4	
0005	192	0.37	9776	0.14	5	
0006	477	0.92	27209	0.40	6	
0008	367	0.71	10867	0.16	8	
0009	513	0.99	62948	0.91	9	
0010	399	0.77	17901	0.26	10	
0013	375	0.72	11770	0.17	13	
0014	597	1.15	74206	1.08	14	
0015	33	0.06	4178	0.06	15	
0018	137	0.26	6583	0.10	18	
0019	137	0.26	6508	0.09	19	
0024	328	0.63	57068	0.83	24	
0026	52	0.10	13063	0.19	26	
0028	278	0.54	18323	0.27	28	
0029	429	0.83	116278	1.69	29	
0030	304	0.59	16449	0.24	30	
0032	331	0.64	34023	0.49	32	
0033	349	0.67	36322	0.53	33	
0034	24	0.05	1419	0.02	34	
0035	162	0.31	8337	0.12	35	
0036	413	0.80	10865	0.16	36	
0037	449	0.86	38051	0.55	37	
0038	369	0.71	44401	0.65	38	
0039	416	0.80	68366	0.99	39	
0042	513	0.99	50801	0.74	42	
0043	388	0.75	11104	0.16	43	
0045	655	1.26	75533	1.10	45	
0046	451	0.87	13136	0.19	46	
0047	336	0.65	39308	0.57	47	
0048	348	0.67	40605	0.59	48	
0049	283	0.54	29083	0.42	49	
0050	42	0.08	8663	0.13	50	
0051	395	0.76	13584	0.20	51	
0052	396	0.76	47837	0.70	52	
0053	376	0.72	10566	0.15	53	
0055	523	1.01	42623	0.62	55	
0056	389	0.75	44014	0.64	56	
0057	337	0.65	19923	0.29	57	
0058	267	0.51	10775	0.16	58	
0059	275	0.53	8458	0.12	59	
0060	321	0.62	34928	0.51	60	
0061	470	0.90	44299	0.64	61	
0062	325	0.63	12086	0.18	62	
0064	316	0.61	19954	0.29	64	
0066	433	0.83	46344	0.67	66	
0067	542	1.04	64074	0.93	67	
0068	62	0.12	7975	0.12	68	

2003 HEALTH CARE SURVEY OF DOD BENEFICIARIES – FINAL

0069	195	0.38	14715	0.21	69
0073	442	0.85	41557	0.60	73
0074	118	0.23	3573	0.05	74
0075	425	0.82	26260	0.38	75
0076	165	0.32	6691	0.10	76
0077	154	0.30	7446	0.11	77
0078	498	0.96	33280	0.48	78
0079	506	0.97	54898	0.80	79
0081	76	0.15	3940	0.06	81
0083	273	0.53	15143	0.22	83
0084	74	0.14	10548	0.15	84
0085	86	0.17	5038	0.07	85
0086	348	0.67	20952	0.30	86
0089	266	0.51	49045	0.71	89
0090	335	0.64	10305	0.15	90
0091	378	0.73	39351	0.57	91
0092	333	0.64	18148	0.26	92
0093	75	0.14	5163	0.08	93
0094	128	0.25	8559	0.12	94
0095	497	0.96	43322	0.63	95
0096	265	0.51	18023	0.26	96
0097	33	0.06	4243	0.06	97
0098	314	0.60	35260	0.51	98
0100	178	0.34	9513	0.14	100
0101	382	0.74	19738	0.29	101
0103	308	0.59	30242	0.44	103
0104	325	0.63	15846	0.23	104
0105	397	0.76	43314	0.63	105
0106	171	0.33	7585	0.11	106
0107	26	0.05	4049	0.06	107
0108	257	0.49	27065	0.39	108
0109	508	0.98	60260	0.88	109
0110	274	0.53	39612	0.58	110
0112	238	0.46	12152	0.18	112
0113	361	0.70	17715	0.26	113
0114	28	0.05	5860	0.09	114
0117	434	0.84	73052	1.06	117
0118	197	0.38	7169	0.10	118
0119	249	0.48	12211	0.18	119
0120	453	0.87	38935	0.57	120
0121	353	0.68	35799	0.52	121
0122	80	0.15	10330	0.15	122
0123	451	0.87	62526	0.91	123
0124	472	0.91	120694	1.75	124
0125	488	0.94	85126	1.24	125
0126	322	0.62	28524	0.41	126
0127	356	0.69	16854	0.24	127
0128	369	0.71	10211	0.15	128
0129	145	0.28	6397	0.09	129
0130	18	0.03	1331	0.02	130
0131	242	0.47	8465	0.12	131
0190	165	0.32	20709	0.30	190
0191	26	0.05	8944	0.13	191
0192	20	0.04	5715	0.08	192
0193	30	0.06	7746	0.11	193
0194	48	0.09	10988	0.16	194
0196	24	0.05	6758	0.10	196

2003 HEALTH CARE SURVEY OF DOD BENEFICIARIES – FINAL

0197	9	0.02	2533	0.04	197
0198	43	0.08	15189	0.22	198
0199	5	0.01	1821	0.03	199
0203	85	0.16	6398	0.09	203
0204	28	0.05	2127	0.03	204
0206	7	0.01	267	0.00	206
0208	17	0.03	5748	0.08	208
0209	4	0.01	1104	0.02	209
0210	4	0.01	1353	0.02	210
0212	32	0.06	2089	0.03	212
0230	7	0.01	2888	0.04	230
0231	25	0.05	10822	0.16	231
0232	22	0.04	9407	0.14	232
0233	6	0.01	2837	0.04	233
0239	2	0.00	693	0.01	239
0247	32	0.06	6394	0.09	247
0248	138	0.27	6463	0.09	248
0252	158	0.30	16132	0.23	252
0256	114	0.22	9767	0.14	256
0260	14	0.03	2820	0.04	260
0261	15	0.03	2875	0.04	261
0262	10	0.02	2051	0.03	262
0265	6	0.01	1074	0.02	265
0266	35	0.07	7792	0.11	266
0269	15	0.03	3491	0.05	269
0272	72	0.14	14075	0.20	272
0273	85	0.16	10580	0.15	273
0275	11	0.02	2390	0.03	275
0276	4	0.01	894	0.01	276
0277	8	0.02	1752	0.03	277
0280	271	0.52	11717	0.17	280
0281	13	0.03	446	0.01	281
0284	8	0.02	382	0.01	284
0285	109	0.21	4808	0.07	285
0287	438	0.84	9174	0.13	287
0290	3	0.01	404	0.01	290
0297	18	0.03	2219	0.03	297
0299	142	0.27	4964	0.07	299
0301	14	0.03	1451	0.02	301
0306	74	0.14	5278	0.08	306
0308	53	0.10	4123	0.06	308
0309	52	0.10	3843	0.06	309
0310	183	0.35	6164	0.09	310
0313	11	0.02	1678	0.02	313
0316	13	0.03	2532	0.04	316
0317	17	0.03	2679	0.04	317
0319	29	0.06	2581	0.04	319
0321	62	0.12	2163	0.03	321
0322	6	0.01	692	0.01	322
0326	308	0.59	15893	0.23	326
0327	5	0.01	785	0.01	327
0328	32	0.06	1773	0.03	328
0330	114	0.22	6336	0.09	330
0333	1	0.00	373	0.01	333
0335	37	0.07	8896	0.13	335
0337	24	0.05	4891	0.07	337
0338	75	0.14	2232	0.03	338

2003 HEALTH CARE SURVEY OF DOD BENEFICIARIES – FINAL

0347	8	0.02	1341	0.02	347
0348	7	0.01	1202	0.02	348
0352	117	0.23	9263	0.13	352
0356	96	0.18	10229	0.15	356
0358	24	0.05	4217	0.06	358
0360	5	0.01	767	0.01	360
0363	28	0.05	3119	0.05	363
0364	125	0.24	6297	0.09	364
0366	410	0.79	15554	0.23	366
0369	46	0.09	1572	0.02	369
0370	78	0.15	2478	0.04	370
0372	28	0.05	3661	0.05	372
0378	50	0.10	19197	0.28	378
0380	1	0.00	410	0.01	380
0381	4	0.01	1621	0.02	381
0382	6	0.01	2460	0.04	382
0384	1	0.00	148	0.00	384
0385	311	0.60	14869	0.22	385
0386	13	0.03	1470	0.02	386
0387	32	0.06	13228	0.19	387
0390	51	0.10	7660	0.11	390
0395	49	0.09	9096	0.13	395
0398	9	0.02	1236	0.02	398
0401	5	0.01	764	0.01	401
0404	1	0.00	148	0.00	404
0405	48	0.09	10306	0.15	405
0407	20	0.04	7272	0.11	407
0413	70	0.13	8732	0.13	413
0416	14	0.03	545	0.01	416
0417	3	0.01	264	0.00	417
0418	12	0.02	1755	0.03	418
0419	4	0.01	568	0.01	419
0420	11	0.02	966	0.01	420
0421	3	0.01	614	0.01	421
0422	12	0.02	2498	0.04	422
0423	5	0.01	630	0.01	423
0425	27	0.05	930	0.01	425
0426	14	0.03	508	0.01	426
0428	16	0.03	964	0.01	428
0430	5	0.01	1549	0.02	430
0432	14	0.03	1531	0.02	432
0433	4	0.01	393	0.01	433
0434	1	0.00	153	0.00	434
0435	12	0.02	1636	0.02	435
0436	11	0.02	1961	0.03	436
0437	54	0.10	8067	0.12	437
0464	2	0.00	413	0.01	464
0508	56	0.11	25238	0.37	508
0511	99	0.19	10607	0.15	511
0513	5	0.01	1199	0.02	513
0517	11	0.02	2471	0.04	517
0519	8	0.02	2767	0.04	519
0522	5	0.01	757	0.01	522
0525	19	0.04	1861	0.03	525
0534	48	0.09	8597	0.12	534
0545	3	0.01	255	0.00	545
0606	85	0.16	13043	0.19	606

2003 HEALTH CARE SURVEY OF DOD BENEFICIARIES – FINAL

0607	100	0.19	10500	0.15	607
0609	54	0.10	7030	0.10	609
0610	45	0.09	3198	0.05	610
0611	35	0.07	3831	0.06	611
0612	85	0.16	6692	0.10	612
0614	34	0.07	3489	0.05	614
0615	20	0.04	659	0.01	615
0616	218	0.42	7748	0.11	616
0617	33	0.06	2920	0.04	617
0618	52	0.10	4678	0.07	618
0620	180	0.35	7992	0.12	620
0621	72	0.14	7766	0.11	621
0622	142	0.27	15073	0.22	622
0623	37	0.07	3873	0.06	623
0624	41	0.08	4166	0.06	624
0625	22	0.04	2659	0.04	625
0629	20	0.04	1921	0.03	629
0633	157	0.30	12497	0.18	633
0635	28	0.05	2734	0.04	635
0637	20	0.04	1183	0.02	637
0638	152	0.29	10428	0.15	638
0639	79	0.15	5514	0.08	639
0640	156	0.30	11764	0.17	640
0653	22	0.04	1861	0.03	653
0654	9	0.02	1335	0.02	654
0656	64	0.12	2285	0.03	656
0701	23	0.04	11144	0.16	701
0703	18	0.03	3204	0.05	703
0781	15	0.03	4608	0.07	781
0782	49	0.09	15706	0.23	782
0783	13	0.03	3760	0.05	783
0784	136	0.26	45380	0.66	784
0785	100	0.19	36871	0.54	785
0786	23	0.04	6685	0.10	786
0787	3	0.01	1160	0.02	787
0788	55	0.11	19989	0.29	788
0789	5	0.01	1897	0.03	789
0799	96	0.18	3380	0.05	799
0800	22	0.04	1143	0.02	800
0802	55	0.11	2609	0.04	802
0804	139	0.27	7524	0.11	804
0805	201	0.39	6477	0.09	805
0806	284	0.55	15131	0.22	806
0808	50	0.10	7772	0.11	808
0814	30	0.06	2534	0.04	814
0825	8	0.02	753	0.01	825
0852	29	0.06	3506	0.05	852
0853	51	0.10	6776	0.10	853
0855	9	0.02	968	0.01	855
0858	2	0.00	202	0.00	858
0861	21	0.04	2929	0.04	861
0862	35	0.07	4449	0.06	862
0871	41	0.08	1914	0.03	871
0872	8	0.02	335	0.00	872
0874	7	0.01	658	0.01	874
0901	230	0.44	77962	1.13	901
0902	12	0.02	3517	0.05	902

2003 HEALTH CARE SURVEY OF DOD BENEFICIARIES – FINAL

0904	165	0.32	48768	0.71	904
0906	106	0.20	37451	0.54	906
0907	56	0.11	16190	0.24	907
0908	53	0.10	13949	0.20	908
0911	282	0.54	97394	1.42	911
0912	14	0.03	4343	0.06	912
0914	97	0.19	32209	0.47	914
0915	141	0.27	47512	0.69	915
0917	94	0.18	33040	0.48	917
0918	88	0.17	27435	0.40	918
0920	59	0.11	18856	0.27	920
0921	67	0.13	17088	0.25	921
0922	124	0.24	39401	0.57	922
0923	162	0.31	53824	0.78	923
0924	106	0.20	38743	0.56	924
0925	87	0.17	31890	0.46	925
0927	48	0.09	18282	0.27	927
0928	27	0.05	9877	0.14	928
0929	36	0.07	13722	0.20	929
0930	36	0.07	11944	0.17	930
0931	124	0.24	37778	0.55	931
0932	79	0.15	29366	0.43	932
0933	229	0.44	70968	1.03	933
0934	238	0.46	78942	1.15	934
0935	24	0.05	7568	0.11	935
0936	165	0.32	54871	0.80	936
0937	165	0.32	46765	0.68	937
0938	158	0.30	47244	0.69	938
0939	302	0.58	99438	1.45	939
0940	37	0.07	11707	0.17	940
0941	113	0.22	42059	0.61	941
0942	28	0.05	11179	0.16	942
0943	199	0.38	71912	1.05	943
0945	89	0.17	28401	0.41	945
0946	21	0.04	6994	0.10	946
0948	180	0.35	52263	0.76	948
0950	102	0.20	31366	0.46	950
0951	24	0.05	8412	0.12	951
0953	68	0.13	48320	0.70	953
0957	14	0.03	7714	0.11	957
0958	1	0.00	1109	0.02	958
0960	1	0.00	11	0.00	960
0961	5	0.01	6734	0.10	961
0965	6	0.01	405	0.01	965
0967	2	0.00	271	0.00	967
0968	4	0.01	3935	0.06	968
0969	2	0.00	147	0.00	969
0970	2	0.00	692	0.01	970
0971	2	0.00	2218	0.03	971
0972	10	0.02	3361	0.05	972
0973	16	0.03	4501	0.07	973
0974	47	0.09	17824	0.26	974
0975	10	0.02	8488	0.12	975
0976	4	0.01	1934	0.03	976
0977	6	0.01	2066	0.03	977
0978	3	0.01	258	0.00	978
0979	2	0.00	1625	0.02	979

2003 HEALTH CARE SURVEY OF DOD BENEFICIARIES – FINAL

0982	1	0.00	15	0.00	982
0983	18	0.03	4408	0.06	983
0985	298	0.57	84027	1.22	985
0986	319	0.61	92564	1.35	986
0987	384	0.74	143602	2.09	987
0988	39	0.08	13817	0.20	988
0989	77	0.15	23046	0.33	989
0990	95	0.18	27480	0.40	990
0993	605	1.16	174769	2.54	993
0995	31	0.06	10428	0.15	995
0996	147	0.28	44929	0.65	996
0999	14	0.03	14460	0.21	999
1003	33	0.06	5230	0.08	1003
1013	22	0.04	3648	0.05	1013
1014	9	0.02	1907	0.03	1014
1015	21	0.04	3668	0.05	1015
1016	10	0.02	1666	0.02	1016
1017	31	0.06	5815	0.08	1017
1019	30	0.06	5196	0.08	1019
1124	21	0.04	3703	0.05	1124
1126	49	0.09	5578	0.08	1126
1127	5	0.01	792	0.01	1127
1128	14	0.03	1572	0.02	1128
1135	6	0.01	981	0.01	1135
1144	9	0.02	1317	0.02	1144
1145	6	0.01	990	0.01	1145
1147	45	0.09	4605	0.07	1147
1153	27	0.05	3003	0.04	1153
1154	8	0.02	873	0.01	1154
1156	24	0.05	3761	0.05	1156
1157	45	0.09	6625	0.10	1157
1158	20	0.04	3161	0.05	1158
1170	11	0.02	1192	0.02	1170
1179	2	0.00	125	0.00	1179
1235	9	0.02	1437	0.02	1235
1237	13	0.03	2383	0.03	1237
1269	25	0.05	3186	0.05	1269
1316	45	0.09	8805	0.13	1316
1506	20	0.04	4780	0.07	1506
1526	1	0.00	173	0.00	1526
1550	5	0.01	634	0.01	1550
1551	20	0.04	4366	0.06	1551
1552	8	0.02	2018	0.03	1552
1560	9	0.02	1298	0.02	1560
1562	20	0.04	4060	0.06	1562
1563	17	0.03	4724	0.07	1563
1564	13	0.03	2953	0.04	1564
1592	71	0.14	21640	0.31	1592
1597	11	0.02	3262	0.05	1597
1599	10	0.02	2849	0.04	1599
1601	2	0.00	860	0.01	1601
1617	91	0.18	13831	0.20	1617
1646	29	0.06	6718	0.10	1646
1649	15	0.03	2960	0.04	1649
1656	44	0.08	5330	0.08	1656
1657	5	0.01	1686	0.02	1657
1659	3	0.01	1054	0.02	1659

2003 HEALTH CARE SURVEY OF DOD BENEFICIARIES – FINAL

1660	6	0.01	1252	0.02	1660
1663	2	0.00	604	0.01	1663
1664	1	0.00	302	0.00	1664
1670	16	0.03	788	0.01	1670
1671	30	0.06	1532	0.02	1671
1815	35	0.07	2742	0.04	1815
1959	16	0.03	3585	0.05	1959
1976	1	0.00	318	0.00	1976
1978	4	0.01	1514	0.02	1978
1979	7	0.01	2819	0.04	1979
1980	2	0.00	845	0.01	1980
1987	14	0.03	625	0.01	1987
1990	7	0.01	1508	0.02	1990
1992	3	0.01	1100	0.02	1992
3031	1	0.00	261	0.00	3031
5197	4	0.01	151	0.00	5197
6014	64	0.12	13935	0.20	6014
6200	85	0.16	12817	0.19	6200
6201	138	0.27	20897	0.30	6201
6207	28	0.05	7976	0.12	6207
6214	23	0.04	7250	0.11	6214
6215	37	0.07	10937	0.16	6215
6216	26	0.05	5012	0.07	6216
6221	21	0.04	6861	0.10	6221
6301	23	0.04	7468	0.11	6301
6303	35	0.07	9057	0.13	6303
6304	6	0.01	1183	0.02	6304
6305	5	0.01	1260	0.02	6305
6307	37	0.07	9548	0.14	6307
6311	68	0.13	26139	0.38	6311
6312	46	0.09	7062	0.10	6312
6314	1	0.00	149	0.00	6314
6315	13	0.03	2505	0.04	6315
6316	7	0.01	3019	0.04	6316
6317	5	0.01	1858	0.03	6317
6318	34	0.07	6307	0.09	6318
6319	43	0.08	4646	0.07	6319
6320	12	0.02	3271	0.05	6320
6703	1	0.00	110	0.00	6703
6707	1	0.00	61	0.00	6707
6791	1	0.00	110	0.00	6791
6807	1	0.00	110	0.00	6807
6841	1	0.00	61	0.00	6841
6863	1	0.00	110	0.00	6863
6873	1	0.00	653	0.01	6873
6875	1	0.00	653	0.01	6875
6901	46	0.09	10956	0.16	6901
6902	85	0.16	21347	0.31	6902
6903	310	0.60	70419	1.02	6903
6904	144	0.28	37577	0.55	6904
6905	141	0.27	29405	0.43	6905
6906	276	0.53	62248	0.90	6906
6907	78	0.15	12263	0.18	6907
6908	113	0.22	24719	0.36	6908
6909	166	0.32	35098	0.51	6909
6910	124	0.24	21447	0.31	6910
6911	75	0.14	17598	0.26	6911

2003 HEALTH CARE SURVEY OF DOD BENEFICIARIES – FINAL

6912	23	0.04	3206	0.05	6912
7032	26	0.05	3288	0.05	7032
7033	19	0.04	2522	0.04	7033
7042	15	0.03	583	0.01	7042
7043	7	0.01	1422	0.02	7043
7044	4	0.01	277	0.00	7044
7045	15	0.03	390	0.01	7045
7047	2	0.00	135	0.00	7047
7107	8	0.02	1072	0.02	7107
7113	137	0.26	12470	0.18	7113
7138	25	0.05	2913	0.04	7138
7139	411	0.79	11660	0.17	7139
7143	57	0.11	13651	0.20	7143
7152	2	0.00	232	0.00	7152
7197	24	0.05	3011	0.04	7197
7200	89	0.17	3774	0.05	7200
7234	14	0.03	1033	0.02	7234
7235	7	0.01	620	0.01	7235
7236	64	0.12	15353	0.22	7236
7239	19	0.04	2503	0.04	7239
7286	52	0.10	12630	0.18	7286
7288	3	0.01	332	0.00	7288
7289	58	0.11	6650	0.10	7289
7293	39	0.08	7624	0.11	7293
7294	125	0.24	28941	0.42	7294
7297	33	0.06	1340	0.02	7297
7298	23	0.04	1898	0.03	7298
7300	28	0.05	5623	0.08	7300
7307	71	0.14	20652	0.30	7307
7901	37	0.07	13968	0.20	7901
7902	9	0.02	3766	0.05	7902
7903	16	0.03	4566	0.07	7903
7904	28	0.05	11772	0.17	7904
7905	58	0.11	19253	0.28	7905
7906	40	0.08	13229	0.19	7906
7908	55	0.11	21723	0.32	7908
7909	4	0.01	1496	0.02	7909
7910	14	0.03	3357	0.05	7910
7911	17	0.03	6327	0.09	7911
7912	2	0.00	315	0.00	7912
7916	6	0.01	1821	0.03	7916
8001	14	0.03	4005	0.06	8001
8002	15	0.03	2615	0.04	8002
8003	17	0.03	3907	0.06	8003
8004	10	0.02	1903	0.03	8004
8005	12	0.02	2726	0.04	8005
8006	21	0.04	5106	0.07	8006
8007	11	0.02	1423	0.02	8007
8009	18	0.03	3843	0.06	8009
8010	13	0.03	3615	0.05	8010
8011	4	0.01	921	0.01	8011
8013	1	0.00	282	0.00	8013
8015	3	0.01	647	0.01	8015
8016	8	0.02	2338	0.03	8016
8018	9	0.02	2358	0.03	8018
8903	30	0.06	4822	0.07	8903
8907	18	0.03	2376	0.03	8907

8910	2	0.00	364	0.01	8910
8912	13	0.03	2059	0.03	8912
8913	8	0.02	1254	0.02	8913
8916	57	0.11	8916	0.13	8916
8917	2	0.00	265	0.00	8917
8921	4	0.01	621	0.01	8921
8924	20	0.04	2667	0.04	8924
8931	20	0.04	1701	0.02	8931
8938	1	0.00	132	0.00	8938
8939	2	0.00	269	0.00	8939
8977	6	0.01	759	0.01	8977
8982	3	0.01	147	0.00	8982
8987	36	0.07	5411	0.08	8987
8992	8	0.02	679	0.01	8992
8995	48	0.09	6893	0.10	8995
8996	6	0.01	837	0.01	8996
8998	25	0.05	3754	0.05	8998

E1 - Eligibility indicator for period = 1					
Value	Unweighted		Weighted		Formatted Value
	Count	Percent	Count	Percent	
N	8940	17.21	1125551	16.36	No
Y	43002	82.79	5755887	83.64	Yes

E2 - Eligibility indicator for period = 2					
Value	Unweighted		Weighted		Formatted Value
	Count	Percent	Count	Percent	
N	8102	15.60	1014098	14.74	No
Y	43840	84.40	5867340	85.26	Yes

E3 - Eligibility indicator for period = 3					
Value	Unweighted		Weighted		Formatted Value
	Count	Percent	Count	Percent	
N	7592	14.62	951641	13.83	No
Y	44350	85.38	5929797	86.17	Yes

E4 - Eligibility indicator for period = 4					
Value	Unweighted		Weighted		Formatted Value
	Count	Percent	Count	Percent	
N	6934	13.35	870064	12.64	No
Y	45008	86.65	6011375	87.36	Yes

E5 - Eligibility indicator for period = 5					
Value	Unweighted		Weighted		Formatted Value
	Count	Percent	Count	Percent	
N	5967	11.49	748139	10.87	No
Y	45975	88.51	6133300	89.13	Yes

E6 - Eligibility indicator for period = 6					
Value	Unweighted		Weighted		Formatted Value
	Count	Percent	Count	Percent	
N	4747	9.14	590342	8.58	No
Y	47195	90.86	6291096	91.42	Yes

E7 - Eligibility indicator for period = 7					
Value	Unweighted		Weighted		Formatted Value
	Count	Percent	Count	Percent	
N	3644	7.02	453113	6.58	No
Y	48298	92.98	6428326	93.42	Yes

E8 - Eligibility indicator for period = 8					
Value	Unweighted		Weighted		Formatted Value
	Count	Percent	Count	Percent	
N	2920	5.62	366028	5.32	No
Y	49022	94.38	6515411	94.68	Yes

E9 - Eligibility indicator for period = 9					
Value	Unweighted		Weighted		Formatted Value
	Count	Percent	Count	Percent	
N	1863	3.59	246370	3.58	No
Y	50079	96.41	6635069	96.42	Yes

E10 - Eligibility indicator for period = 10					
Value	Unweighted		Weighted		Formatted Value
	Count	Percent	Count	Percent	
N	1430	2.75	188584	2.74	No
Y	50512	97.25	6692855	97.26	Yes

E11 - Eligibility indicator for period = 11					
Value	Unweighted		Weighted		Formatted Value
	Count	Percent	Count	Percent	
N	846	1.63	110819	1.61	No
Y	51096	98.37	6770619	98.39	Yes

E12 - Eligibility indicator for period = 12					
Value	Unweighted		Weighted		Formatted Value
	Count	Percent	Count	Percent	
N	886	1.71	104895	1.52	No
Y	51056	98.29	6776544	98.48	Yes

SERVAFF - Service Affiliation					
Value	Unweighted		Weighted		Formatted Value
	Count	Percent	Count	Percent	
	3	0.01	1417	0.02	Missing/unknown
A	13212	25.44	1456390	21.16	Army
C	246	0.47	21211	0.31	Coast Guard
F	18972	36.53	1271387	18.48	Air Force
J	2	0.00	220	0.00	Administrative
M	2023	3.89	483565	7.03	Support Contractor
N	10115	19.47	1255001	18.24	Navy
S	6999	13.47	2311846	33.60	Noncatchment
T	370	0.71	80403	1.17	USTF

MRTLSTAT - Marital Status					
Value	Unweighted		Weighted		Formatted Value
	Count	Percent	Count	Percent	
	18746	36.09	2420552	35.18	Missing
A	7	0.01	791	0.01	Annulled
D	1527	2.94	187737	2.73	Divorced
L	18	0.03	3182	0.05	Legally separated
M	22874	44.04	3186612	46.31	Married
N	3590	6.91	465777	6.77	Never Married
W	234	0.45	41516	0.60	Widow(er)
Z	4946	9.52	575272	8.36	Unknown

RACEETHN - Race/Ethnic Code					
Value	Unweighted		Weighted		Formatted Value
	Count	Percent	Count	Percent	
	26576	51.16	3800169	55.22	Missing
A	163	0.31	20423	0.30	American Indian or Alaskan Native
B	974	1.88	116694	1.70	Asian or Pacific Islander
C	2853	5.49	346127	5.03	Black(not Hispanic)
D	15547	29.93	1826941	26.55	White(not Hispanic)
E	1061	2.04	138125	2.01	Hispanic
X	310	0.60	36942	0.54	Other
Z	4458	8.58	596018	8.66	Unknown

PNSEXCD - Person Gender					
Value	Unweighted		Weighted		Formatted Value
	Count	Percent	Count	Percent	
F	26515	51.05	3305388	48.03	Female
M	25427	48.95	3576051	51.97	Male

LEGDDSCD - DDS Code					
Value	Unweighted		Weighted		Formatted Value
	Count	Percent	Count	Percent	
01	1364	2.63	152459	2.22	Dependent Child
20	27326	52.61	3835296	55.73	Sponsor
30	23053	44.38	2880900	41.86	Spouse of Sponsor
40	115	0.22	7641	0.11	Mother of Sponsor
45	21	0.04	765	0.01	Father of Sponsor
50	57	0.11	3919	0.06	Mother in law of Sponsor
55	5	0.01	436	0.01	Father in law of Sponsor
60	1	0.00	23	0.00	Children where # > 19

DAGEQY - Age at time of data collection					
Value	Unweighted		Weighted		Formatted Value
	Count	Percent	Count	Percent	
018 -- 034	14327	27.58	1532322	22.27	018--034
035 -- 044	11339	21.83	1186171	17.24	035--044
045 -- 054	8588	16.53	1107783	16.10	045--054
055 -- 064	8777	16.90	1340291	19.48	055--064
065 -- 074	5763	11.10	1073167	15.60	065--074
075 -- 104	3148	6.06	641705	9.33	075 yrs and older

PCM - Primary Manager Code (Civilian or Military)					
Value	Unweighted		Weighted		Formatted Value
	Count	Percent	Count	Percent	
CIV	19403	37.36	3589871	52.17	Missing/Unknown
	2393	4.61	563967	8.20	TRICARE enrollee w/civ PCM
MTF	30146	58.04	2727600	39.64	TRICARE enrollee w/mil PCM

DBENCAT - Beneficiary Category					
Value	Unweighted		Weighted		Formatted Value
	Count	Percent	Count	Percent	
ACT	12658	24.37	1438526	20.90	Active Duty
DA	9713	18.70	778650	11.32	Dependent of Active Duty
DGR	1884	3.63	164337	2.39	Dependent of Guard/Reserve
DR	10677	20.56	1682051	24.44	Dependent of Retiree
DS	2327	4.48	418766	6.09	Survivor
GRD	1894	3.65	286869	4.17	Guard/Reserve
OTH	48	0.09	8824	0.13	Other
RET	12740	24.53	2103395	30.57	Retiree
Z	1	0.00	21	0.00	Unknown

DMEDELG - Medical Privilege Code					
Value	Unweighted		Weighted		Formatted Value
	Count	Percent	Count	Percent	
1	14711	28.32	1735714	25.22	Direct Care Only
2	28095	54.09	3384523	49.18	Direct Care and CHAMPUS
4	4	0.01	887	0.01	Transitional Direct Care Only
5	35	0.07	6794	0.10	Transitional Direct Care and CHAMPUS
7	8728	16.80	1673459	24.32	Direct Care and Medicare
U	369	0.71	80062	1.16	Unknown

DSPONSVC - Derived Sponsor Branch of Service					
Value	Unweighted		Weighted		Formatted Value
	Count	Percent	Count	Percent	
A	17081	32.88	2446438	35.55	Army
C	1044	2.01	139408	2.03	Coast Guard
F	19936	38.38	2131466	30.97	Air Force
M	3250	6.26	456199	6.63	Marine Corps
N	8991	17.31	1461741	21.24	Navy
V	1377	2.65	209872	3.05	Navy Afloat
X	263	0.51	36314	0.53	Other

MBRRELCD - Member Relationship Code					
Value	Unweighted		Weighted		Formatted Value
	Count	Percent	Count	Percent	
A	27326	52.61	3835296	55.73	Self
B	20524	39.51	2437206	35.42	Spouse
C	1356	2.61	151395	2.20	Child or stepchild
E	7	0.01	983	0.01	Ward (court ordered)
F	199	0.38	12784	0.19	Dependent parent or stepparent
G	2241	4.31	403986	5.87	Surviving spouse
H	259	0.50	35472	0.52	Former spouse (20/20/20)
I	30	0.06	4317	0.06	Former spouse (20/20/15)

MEDTYPE - Medicare Type					
Value	Unweighted		Weighted		Formatted Value
	Count	Percent	Count	Percent	
	42633	82.08	5103985	74.17	No Medicare eligibility
A	375	0.72	59355	0.86	Eligible for Medicare A
B	4615	8.88	858550	12.48	Eligible for Medicare B
C	4319	8.32	859549	12.49	Medicare A and Medicare B

PATCAT - Aggregated Beneficiary Category					
Value	Unweighted		Weighted		Formatted Value
	Count	Percent	Count	Percent	
ACTDTY	14552	28.02	1725395	25.07	Active Duty and Guard/Reserve
DEPACT	11597	22.33	942987	13.70	Dependent of Active Duty & Guard/Reserve
NADD65+	8836	17.01	1710949	24.86	Retiree/Depend of Retir/Surviv/Other 65+
NADD<65	16956	32.64	2502086	36.36	Retiree/Depend of Retir/Surviv/Other <65
UNKNOWN	1	0.00	21	0.00	Unknown

PNLCATCD - Personnel Category Code (Duty Status)					
Value	Unweighted		Weighted		Formatted Value
	Count	Percent	Count	Percent	
A	22398	43.12	2228084	32.38	Active duty
F	8	0.02	1787	0.03	Former member
H	1	0.00	99	0.00	Medal of honor
J	131	0.25	13105	0.19	Academy student
N	1826	3.52	231569	3.37	National Guard
Q	10	0.02	1573	0.02	Reserve retiree
R	25583	49.25	4177570	60.71	Retired
V	1985	3.82	227652	3.31	Reserve

FIELDAGE - Age at start of fielding period					
Value	Unweighted		Weighted		Formatted Value
	Count	Percent	Count	Percent	
018	354	0.68	39527	0.57	18
019	677	1.30	79233	1.15	19
020	850	1.64	96128	1.40	20
021	850	1.64	98791	1.44	21
022	786	1.51	85918	1.25	22
023	779	1.50	82453	1.20	23
024	787	1.52	83322	1.21	24
025	852	1.64	84379	1.23	25
026	835	1.61	90580	1.32	26
027	796	1.53	81515	1.18	27
028	844	1.62	90590	1.32	28
029	809	1.56	88299	1.28	29
030	827	1.59	89417	1.30	30
031	915	1.76	96141	1.40	31
032	999	1.92	101300	1.47	32
033	1006	1.94	105455	1.53	33
034	992	1.91	101768	1.48	34
035	1060	2.04	112401	1.63	35
036	1106	2.13	112933	1.64	36
037	1167	2.25	118311	1.72	37
038	1251	2.41	129446	1.88	38
039	1220	2.35	125349	1.82	39
040	1257	2.42	129533	1.88	40
041	1122	2.16	118291	1.72	41
042	1160	2.23	123379	1.79	42
043	1051	2.02	109520	1.59	43
044	1004	1.93	112592	1.64	44
045	942	1.81	105645	1.54	45
046	926	1.78	113252	1.65	46
047	873	1.68	101453	1.47	47
048	852	1.64	104121	1.51	48
049	852	1.64	108069	1.57	49

2003 HEALTH CARE SURVEY OF DOD BENEFICIARIES – FINAL

050	881	1.70	113138	1.64	50
051	861	1.66	114888	1.67	51
052	736	1.42	100637	1.46	52
053	789	1.52	109425	1.59	53
054	890	1.71	126316	1.84	54
055	913	1.76	132612	1.93	55
056	991	1.91	141537	2.06	56
057	737	1.42	107007	1.56	57
058	721	1.39	107813	1.57	58
059	768	1.48	114846	1.67	59
060	913	1.76	143667	2.09	60
061	941	1.81	151949	2.21	61
062	899	1.73	139316	2.02	62
063	892	1.72	143271	2.08	63
064	988	1.90	153734	2.23	64
065	747	1.44	124177	1.80	65
066	668	1.29	122514	1.78	66
067	679	1.31	119733	1.74	67
068	616	1.19	116155	1.69	68
069	561	1.08	103992	1.51	69
070	560	1.08	100610	1.46	70
071	581	1.12	108555	1.58	71
072	581	1.12	110237	1.60	72
073	516	0.99	104354	1.52	73
074	432	0.83	83929	1.22	74
075	375	0.72	75189	1.09	75
076	323	0.62	68969	1.00	76
077	317	0.61	62902	0.91	77
078	328	0.63	67488	0.98	78
079	295	0.57	62301	0.91	79
080	281	0.54	61443	0.89	80
081	276	0.53	55045	0.80	81
082	220	0.42	43669	0.63	82
083	207	0.40	40120	0.58	83
084	154	0.30	30673	0.45	84
085	150	0.29	29145	0.42	85
086	97	0.19	17025	0.25	86
087	87	0.17	19289	0.28	87
088	60	0.12	10929	0.16	88
089	35	0.07	8159	0.12	89
090	30	0.06	6444	0.09	90
091	13	0.03	2141	0.03	91
092	13	0.03	3611	0.05	92
093	3	0.01	859	0.01	93
094	4	0.01	427	0.01	94
095	4	0.01	588	0.01	95
096	1	0.00	141	0.00	96
097	3	0.01	599	0.01	97
098	2	0.00	484	0.01	98
099	1	0.00	94	0.00	99
104	1	0.00	182	0.00	104

H03001 - Are you the person listed on envelope						
Value	Unweighted		Weighted		Formatted Value	
	Count	Percent	Count	Percent		
.	795	1.53	116844	1.70	Did not answer	
A	11	0.02	1626	0.02	Invalid multiple responses	
1	50989	98.17	6738664	97.93	Yes	
2	147	0.28	24305	0.35	No	

H03002A - Health plan(s) covered: TRICARE Prime						
Value	Unweighted		Weighted		Formatted Value	
	Count	Percent	Count	Percent		
1	32285	62.16	3374649	49.04	Marked	
2	19657	37.84	3506790	50.96	Not Marked	

H03002C - Health plan(s) covered: TRICARE Ext/Stnd						
Value	Unweighted		Weighted		Formatted Value	
	Count	Percent	Count	Percent		
1	7319	14.09	1215786	17.67	Marked	
2	44623	85.91	5665653	82.33	Not Marked	

H03002F - Health plan(s) covered: MEDICARE						
Value	Unweighted		Weighted		Formatted Value	
	Count	Percent	Count	Percent		
1	9190	17.69	1730215	25.14	Marked	
2	42752	82.31	5151224	74.86	Not Marked	

H03002G - Health plan(s) covered: FEHBP						
Value	Unweighted		Weighted		Formatted Value	
	Count	Percent	Count	Percent		
1	1815	3.49	288037	4.19	Marked	
2	50127	96.51	6593402	95.81	Not Marked	

H03002H - Health plan(s) covered: Medicaid						
Value	Unweighted		Weighted		Formatted Value	
	Count	Percent	Count	Percent		
1	542	1.04	88835	1.29	Marked	
2	51400	98.96	6792604	98.71	Not Marked	

H03002I - Health plan(s) covered: Civilian HMO						
Value	Unweighted		Weighted		Formatted Value	
	Count	Percent	Count	Percent		
1	1999	3.85	336248	4.89	Marked	
2	49943	96.15	6545191	95.11	Not Marked	

H03002J - Health plan(s) covered: Other civilian						
Value	Unweighted		Weighted		Formatted Value	
	Count	Percent	Count	Percent		
1	6515	12.54	1049292	15.25	Marked	
2	45427	87.46	5832147	84.75	Not Marked	

H03002K - Health plan(s) covered: USFHP						
Value	Unweighted		Weighted		Formatted Value	
	Count	Percent	Count	Percent		
1	453	0.87	84367	1.23	Marked	
2	51489	99.13	6797072	98.77	Not Marked	

H03002L - Health plan(s) covered: Not sure						
Value	Unweighted		Weighted		Formatted Value	
	Count	Percent	Count	Percent		
1	7069	13.61	844534	12.27	Marked	
2	44873	86.39	6036905	87.73	Not Marked	

H03002M - Health plan(s) covered: Veterans						
Value	Unweighted		Weighted		Formatted Value	
	Count	Percent	Count	Percent		
1	3461	6.66	570274	8.29	Marked	
2	48481	93.34	6311165	91.71	Not Marked	

H03002N - Health plan(s) covered: TRICARE Plus						
Value	Unweighted		Weighted		Formatted Value	
	Count	Percent	Count	Percent		
1	782	1.51	104745	1.52	Marked	
2	51160	98.49	6776693	98.48	Not Marked	

H03002O - Health plan(s) covered: TRICARE For Life						
Value	Unweighted		Weighted		Formatted Value	
	Count	Percent	Count	Percent		
1	8279	15.94	1570704	22.83	Marked	
2	43663	84.06	5310735	77.17	Not Marked	

H03003 - Currently Covered Medicare Part A						
Value	Unweighted		Weighted		Formatted Value	
	Count	Percent	Count	Percent		
A	28	0.05	4133	0.06	Invalid multiple responses	
.	711	1.37	85631	1.24	Missing/Unknown	
1	10125	19.49	1882110	27.35	Yes, covered Medicare Part A	
2	41078	79.08	4909566	71.35	No, not covered Medicare Part A	

H03004 - Currently Covered Medicare Part B						
Value	Unweighted		Weighted		Formatted Value	
	Count	Percent	Count	Percent		
A	20	0.04	2387	0.03	Invalid multiple responses	
.	775	1.49	99722	1.45	Missing/Unknown	
1	9518	18.32	1788506	25.99	Yes, covered Medicare Part B	
2	41629	80.15	4990823	72.53	No, not covered Medicare Part B	

H03005 - Currently Covered Medicare Supplemental						
Value	Unweighted		Weighted		Formatted Value	
	Count	Percent	Count	Percent		
A	20	0.04	3030	0.04	Invalid multiple responses	
.	1063	2.05	152794	2.22	Missing/Unknown	
1	1229	2.37	219832	3.19	Yes, covered Medicare supplemental	
2	49630	95.55	6505783	94.54	No, not covered Medicare supplemental	

H03006 -					
Which health plan did you use most in the past 12 months?					
Value	Unweighted		Weighted		Formatted Value
	Count	Percent	Count	Percent	
.	433	0.83	66207	0.96	Did not answer
N	2029	3.91	290101	4.22	Didn't use any health plan in past year
A	1482	2.85	246022	3.58	Invalid multiple responses
D	808	1.56	118752	1.73	Not sure
1	29205	56.23	3000904	43.61	TRICARE Prime
3	3530	6.80	553212	8.04	TRICARE Extra or Standard (CHAMPUS)
4	5463	10.52	1078484	15.67	Medicare
5	1154	2.22	189904	2.76	Federal Employees Health Benefit Program
6	94	0.18	11655	0.17	Medicaid
7	1659	3.19	288656	4.19	A Civilian HMO
8	4037	7.77	671481	9.76	Other civilian health insurance
9	356	0.69	70038	1.02	Uniformed Services Family Health Plan
10	1104	2.13	219995	3.20	The Veterans Administration
11	588	1.13	76027	1.10	TRICARE Plus

H03007 -					
Years in a row with health plan					
Value	Unweighted		Weighted		Formatted Value
	Count	Percent	Count	Percent	
.	1786	3.44	249987	3.63	Did not answer
A	157	0.30	22224	0.32	Invalid multiple responses
C	373	0.72	50533	0.73	Should be skipped
N	1656	3.19	239568	3.48	Valid skip
1	917	1.77	120118	1.75	Less than 6 months
2	3157	6.08	413433	6.01	6 up to 12 months
3	5253	10.11	689412	10.02	12 up to 24 months
4	12699	24.45	1543856	22.44	2 up to 5 years
5	12630	24.32	1565993	22.76	5 up to 10 years
6	13314	25.63	1986314	28.86	10 or more years

H03008 - When joined health plan received new personal Doctor					
Value	Unweighted		Weighted		Formatted Value
	Count	Percent	Count	Percent	
.	673	1.30	95525	1.39	Did not answer
1	33205	63.93	4098317	59.56	Yes
2	18064	34.78	2687597	39.06	No

H03009 - Health plan: problem to get a personal doctor or nurse you are happy with					
Value	Unweighted		Weighted		Formatted Value
	Count	Percent	Count	Percent	
.	3673	7.07	447963	6.51	Did not answer
N	15507	29.85	2307382	33.53	Didn't get a new personal doctor/nurse
A	64	0.12	7990	0.12	Invalid multiple responses
C	2557	4.92	380215	5.53	Should be skipped
1	3410	6.57	415513	6.04	A big problem
2	6052	11.65	716171	10.41	A small problem
3	20679	39.81	2606205	37.87	Not a problem

H03010 - Have one person you think of as personal doctor					
Value	Unweighted		Weighted		Formatted Value
	Count	Percent	Count	Percent	
.	486	0.94	64762	0.94	Did not answer
1	33268	64.05	4722031	68.62	Yes
2	18188	35.02	2094646	30.44	No

H03011 - Rating of your personal doctor or nurse					
Value	Unweighted		Weighted		Formatted Value
	Count	Percent	Count	Percent	
.	3162	6.09	485897	7.06	Did not answer
N	16446	31.66	1878420	27.30	Don't have a personal doctor or nurse
A	116	0.22	16022	0.23	Invalid multiple responses
C	1864	3.59	231472	3.36	Should be skipped
0	148	0.28	16732	0.24	0
1	93	0.18	9887	0.14	1
2	208	0.40	24117	0.35	2
3	359	0.69	45242	0.66	3
4	478	0.92	60405	0.88	4
5	2090	4.02	271302	3.94	5
6	1604	3.09	204182	2.97	6
7	3759	7.24	489515	7.11	7
8	6500	12.51	887745	12.90	8
9	5355	10.31	769686	11.18	9
10	9760	18.79	1490816	21.66	10

H03012 - In last year: you or a doctor or nurse think you needed to see a specialist					
Value	Unweighted		Weighted		Formatted Value
	Count	Percent	Count	Percent	
.	709	1.36	104451	1.52	Did not answer
1	28032	53.97	3841383	55.82	Yes
2	23201	44.67	2935605	42.66	No

H03013 - In last year: how much of a problem to get a referral to see a specialist					
Value	Unweighted		Weighted		Formatted Value
	Count	Percent	Count	Percent	
.	2154	4.15	319665	4.65	Did not answer
N	18784	36.16	2346921	34.11	Didn't need to see specialist in past yr
A	52	0.10	11125	0.16	Invalid multiple responses
C	4417	8.50	588684	8.55	Should be skipped
1	2755	5.30	344038	5.00	A big problem
2	4493	8.65	554864	8.06	A small problem
3	19287	37.13	2716142	39.47	Not a problem

H03014 - In last year: did you see a specialist					
Value	Unweighted		Weighted		Formatted Value
	Count	Percent	Count	Percent	
.	558	1.07	83367	1.21	Did not answer
1	27994	53.89	3884279	56.45	Yes
2	23390	45.03	2913792	42.34	No

H03015 - Rating of specialist seen in last year					
Value	Unweighted		Weighted		Formatted Value
	Count	Percent	Count	Percent	
.	2413	4.65	355360	5.16	Did not answer
N	21897	42.16	2724302	39.59	Didn't see specialist in last 12 months
A	78	0.15	10672	0.16	Invalid multiple responses
C	1967	3.79	265715	3.86	Should be skipped
0	213	0.41	22672	0.33	0
1	137	0.26	15526	0.23	1
2	273	0.53	36770	0.53	2
3	378	0.73	47948	0.70	3
4	477	0.92	59026	0.86	4
5	1489	2.87	186948	2.72	5
6	1270	2.45	166499	2.42	6
7	2603	5.01	332498	4.83	7
8	5168	9.95	686898	9.98	8
9	5263	10.13	732339	10.64	9
10	8316	16.01	1238266	17.99	10

H03016 - In last year: specialist saw was the same as personal doctor					
Value	Unweighted		Weighted		Formatted Value
	Count	Percent	Count	Percent	
.	2330	4.49	341174	4.96	Did not answer
A	83	0.16	9702	0.14	Invalid multiple responses
N	22387	43.10	2765169	40.18	No personal doctor/Didn't see Specialist
C	1985	3.82	267025	3.88	Should be skipped
1	3446	6.63	504251	7.33	Yes
2	21711	41.80	2994117	43.51	No

H03017 -					
In last year: called a doctor's office or clinic during regular office hours to get help or advice for yourself					
Value	Unweighted		Weighted		Formatted Value
	Count	Percent	Count	Percent	
.	555	1.07	82299	1.20	Did not answer
1	30157	58.06	4009460	58.26	Yes
2	21230	40.87	2789680	40.54	No

H03018 -					
In last year: when you called during regular office hours how often got help or advice you needed					
Value	Unweighted		Weighted		Formatted Value
	Count	Percent	Count	Percent	
.	2013	3.88	290654	4.22	Did not answer
N	17812	34.29	2318311	33.69	Didn't ask for help/advice in past year
A	61	0.12	11675	0.17	Invalid multiple responses
C	3418	6.58	471369	6.85	Should be skipped
1	1047	2.02	119850	1.74	Never
2	4984	9.60	566735	8.24	Sometimes
3	8916	17.17	1115992	16.22	Usually
4	13691	26.36	1986854	28.87	Always

H03019 -					
In last year: made any appointment for regular or routine health care					
Value	Unweighted		Weighted		Formatted Value
	Count	Percent	Count	Percent	
.	553	1.06	80937	1.18	Did not answer
1	41914	80.69	5541954	80.53	Yes
2	9475	18.24	1258548	18.29	No

H03020 - In last year: how often made appointments for regular or routine health care as soon as you wanted					
Value	Unweighted		Weighted		Formatted Value
	Count	Percent	Count	Percent	
.	2889	5.56	420314	6.11	Did not answer
N	8339	16.05	1097005	15.94	Didn't need appointment in past year
A	74	0.14	8932	0.13	Invalid multiple responses
C	1365	2.63	193680	2.81	Should be skipped
1	2235	4.30	258496	3.76	Never
2	6997	13.47	806000	11.71	Sometimes
3	14548	28.01	1845291	26.82	Usually
4	15495	29.83	2251721	32.72	Always

H03021 - In last year: days between appointment for regular or routine care and actually seeing a provider					
Value	Unweighted		Weighted		Formatted Value
	Count	Percent	Count	Percent	
.	3061	5.89	452013	6.57	Did not answer
N	8501	16.37	1131850	16.45	Didn't need an appointment in past year
A	388	0.75	48202	0.70	Invalid multiple responses
C	1371	2.64	194149	2.82	Should be skipped
1	3986	7.67	567642	8.25	Same day
2	3599	6.93	497269	7.23	1 day
3	7643	14.71	1040615	15.12	2 to 3 days
4	8367	16.11	1060776	15.42	4 to 7 days
5	7555	14.55	905480	13.16	8 to 14 days
6	5326	10.25	667929	9.71	15 to 30 days
7	1824	3.51	283261	4.12	31 days or longer
8	321	0.62	32253	0.47	Tried but could not get an appointment

H03022 - In last year: illness/injury needed care right away					
Value	Unweighted		Weighted		Formatted Value
	Count	Percent	Count	Percent	
.	526	1.01	78109	1.14	Did not answer
1	23598	45.43	3141925	45.66	Yes
2	27818	53.56	3661405	53.21	No

**H03023 -
In last year: when needed care right away for an illness or injury got care as soon as wanted**

Value	Unweighted		Weighted		Formatted Value
	Count	Percent	Count	Percent	
.	1955	3.76	291249	4.23	Did not answer
N	26324	50.68	3435894	49.93	Didn't need care right away in past year
A	41	0.08	4889	0.07	Invalid multiple responses
C	2418	4.66	352243	5.12	Should be skipped
1	1229	2.37	145878	2.12	Never
2	2789	5.37	319698	4.65	Sometimes
3	5652	10.88	723301	10.51	Usually
4	11534	22.21	1608286	23.37	Always

**H03024 -
In last year: wait between trying to get care and actually seeing a provider for an illness or injury**

Value	Unweighted		Weighted		Formatted Value
	Count	Percent	Count	Percent	
.	1785	3.44	256590	3.73	Did not answer
N	25611	49.31	3340203	48.54	Didn't need care right away in past year
A	232	0.45	29452	0.43	Invalid multiple responses
C	2469	4.75	360282	5.24	Should be skipped
1	10099	19.44	1387698	20.17	Same day
2	3633	6.99	476313	6.92	1 day
3	2195	4.23	280307	4.07	2 days
4	1327	2.55	173615	2.52	3 days
5	2340	4.51	294932	4.29	4 to 7 days
6	1242	2.39	154671	2.25	8 to 14 days
7	1009	1.94	127376	1.85	15 days or longer

H03025 - In last year: times went to an emergency room for own care					
Value	Unweighted		Weighted		Formatted Value
	Count	Percent	Count	Percent	
.	729	1.40	109787	1.60	Did not answer
A	52	0.10	6358	0.09	Invalid multiple responses
1	37373	71.95	4985709	72.45	None
2	9142	17.60	1183306	17.20	1 visit
3	3935	7.58	500964	7.28	2 to 3 visits
4	542	1.04	69313	1.01	4 to 6 visits
5	169	0.33	26002	0.38	More than 6 visits

H03026 - In last year: times went to a doctors office or clinic for yourself (not counting times went to an emergency room)					
Value	Unweighted		Weighted		Formatted Value
	Count	Percent	Count	Percent	
.	838	1.61	133225	1.94	Did not answer
A	157	0.30	19144	0.28	Invalid multiple responses
1	7157	13.78	977166	14.20	None
2	5582	10.75	711044	10.33	1 time
3	8692	16.73	1105751	16.07	2 times
4	8324	16.03	1067810	15.52	3 times
5	7025	13.52	940804	13.67	4 times
6	9612	18.51	1300267	18.90	5 to 9 times
7	4555	8.77	626227	9.10	10 or more times

H03027 - In last year: problem to get necessary care					
Value	Unweighted		Weighted		Formatted Value
	Count	Percent	Count	Percent	
.	1148	2.21	176613	2.57	Did not answer
N	5031	9.69	678191	9.86	I had no visits in the last 12 months
A	32	0.06	4617	0.07	Invalid multiple responses
C	2210	4.25	310871	4.52	Should be skipped
1	2320	4.47	271009	3.94	A big problem
2	7685	14.80	915248	13.30	A small problem
3	33516	64.53	4524891	65.76	Not a problem

H03028 - In last year: problem with delays in healthcare while waiting for approval from health plan					
Value	Unweighted		Weighted		Formatted Value
	Count	Percent	Count	Percent	
.	1345	2.59	207001	3.01	Did not answer
N	5399	10.39	724104	10.52	I had no visits in the last 12 months
A	39	0.08	4548	0.07	Invalid multiple responses
C	2173	4.18	304907	4.43	Should be skipped
1	1826	3.52	222049	3.23	A big problem
2	4987	9.60	582292	8.46	A small problem
3	36173	69.64	4836537	70.28	Not a problem

H03029 - In last year: wait more than 15 minutes past appointment time to see a doctor					
Value	Unweighted		Weighted		Formatted Value
	Count	Percent	Count	Percent	
.	1190	2.29	184328	2.68	Did not answer
N	5054	9.73	681300	9.90	I had no visits in the last 12 months
A	51	0.10	6706	0.10	Invalid multiple responses
C	2182	4.20	305201	4.44	Should be skipped
1	9480	18.25	1186439	17.24	Never
2	19838	38.19	2600143	37.78	Sometimes
3	8271	15.92	1103451	16.04	Usually
4	5876	11.31	813870	11.83	Always

H03030 - In last year: how often office staff at a doctor's office or clinic treat you with courtesy and respect					
Value	Unweighted		Weighted		Formatted Value
	Count	Percent	Count	Percent	
.	1122	2.16	173755	2.52	Did not answer
N	5029	9.68	678981	9.87	I had no visits in the last 12 months
A	47	0.09	7382	0.11	Invalid multiple responses
C	2182	4.20	304937	4.43	Should be skipped
1	294	0.57	38875	0.56	Never
2	2600	5.01	300774	4.37	Sometimes
3	10865	20.92	1306449	18.99	Usually
4	29803	57.38	4070286	59.15	Always

**H03031 -
In last year: how often office staff at a doctor's office or clinic as helpful as expected**

Value	Unweighted		Weighted		Formatted Value
	Count	Percent	Count	Percent	
.	1145	2.20	180976	2.63	Did not answer
N	5041	9.71	679396	9.87	I had no visits in the last 12 months
A	35	0.07	3842	0.06	Invalid multiple responses
C	2167	4.17	304571	4.43	Should be skipped
1	584	1.12	71803	1.04	Never
2	4801	9.24	553334	8.04	Sometimes
3	16264	31.31	2026957	29.46	Usually
4	21905	42.17	3060560	44.48	Always

**H03032 -
In last year: how often doctors or other health providers listen carefully to you**

Value	Unweighted		Weighted		Formatted Value
	Count	Percent	Count	Percent	
.	1103	2.12	167979	2.44	Did not answer
N	5058	9.74	683055	9.93	I had no visits in the last 12 months
A	63	0.12	9437	0.14	Invalid multiple responses
C	2163	4.16	302622	4.40	Should be skipped
1	446	0.86	50756	0.74	Never
2	4552	8.76	539477	7.84	Sometimes
3	15225	29.31	1916148	27.85	Usually
4	23332	44.92	3211963	46.68	Always

**H03033 -
In last year: how often doctors or other health providers explain things in way you could understand**

Value	Unweighted		Weighted		Formatted Value
	Count	Percent	Count	Percent	
.	1076	2.07	162760	2.37	Did not answer
N	5067	9.76	683406	9.93	I had no visits in the last 12 months
A	33	0.06	5458	0.08	Invalid multiple responses
C	2155	4.15	301742	4.38	Should be skipped
1	293	0.56	37506	0.55	Never
2	2934	5.65	373436	5.43	Sometimes
3	14165	27.27	1829806	26.59	Usually
4	26219	50.48	3487324	50.68	Always

**H03034 -
In last year: how often doctors or other health providers show respect for what you had to say**

Value	Unweighted		Weighted		Formatted Value
	Count	Percent	Count	Percent	
.	1115	2.15	169745	2.47	Did not answer
N	5072	9.76	684577	9.95	I had no visits in the last 12 months
A	42	0.08	4954	0.07	Invalid multiple responses
C	2147	4.13	300120	4.36	Should be skipped
1	433	0.83	50284	0.73	Never
2	3802	7.32	448329	6.52	Sometimes
3	14208	27.35	1815739	26.39	Usually
4	25123	48.37	3407693	49.52	Always

H03035 - In last year: how often doctors or other health providers spend enough time with you					
Value	Unweighted		Weighted		Formatted Value
	Count	Percent	Count	Percent	
.	1127	2.17	171329	2.49	Did not answer
N	5073	9.77	684327	9.94	I had no visits in the last 12 months
A	38	0.07	5380	0.08	Invalid multiple responses
C	2150	4.14	301353	4.38	Should be skipped
1	1185	2.28	144047	2.09	Never
2	5768	11.10	703358	10.22	Sometimes
3	16848	32.44	2198188	31.94	Usually
4	19753	38.03	2673456	38.85	Always

H03036 - Rating of all healthcare in last year					
Value	Unweighted		Weighted		Formatted Value
	Count	Percent	Count	Percent	
.	1197	2.30	180616	2.62	Did not answer
N	4978	9.58	672382	9.77	I had no visits in the last 12 months
A	125	0.24	16575	0.24	Invalid multiple responses
C	2220	4.27	310032	4.51	Should be skipped
0	208	0.40	23289	0.34	0
1	214	0.41	24034	0.35	1
2	423	0.81	52898	0.77	2
3	853	1.64	97736	1.42	3
4	1109	2.14	133550	1.94	4
5	2954	5.69	360294	5.24	5
6	2811	5.41	349203	5.07	6
7	6260	12.05	737893	10.72	7
8	10063	19.37	1255056	18.24	8
9	8944	17.22	1237536	17.98	9
10	9583	18.45	1430342	20.79	10

H03037 - In last year: prescriptions that were written by a civilian provider but were filled at a military pharmacy					
Value	Unweighted		Weighted		Formatted Value
	Count	Percent	Count	Percent	
.	24619	47.40	3540706	51.45	Did not answer
A	57	0.11	7574	0.11	Invalid multiple responses
1	18671	35.95	2349331	34.14	None
2	5219	10.05	526625	7.65	1 to 5
3	1515	2.92	190870	2.77	6 to 10
4	701	1.35	94948	1.38	11 to 15
5	1160	2.23	171385	2.49	More than 15

H03038 - In last year: facility used most for health care					
Value	Unweighted		Weighted		Formatted Value
	Count	Percent	Count	Percent	
.	692	1.33	101045	1.47	Did not answer
A	240	0.46	31527	0.46	Invalid multiple responses
1	27622	53.18	2652009	38.54	A military facility
2	18272	35.18	3251841	47.26	A civilian facility
3	347	0.67	73078	1.06	Uniformed Services Fam Health Plan facil
4	1408	2.71	279721	4.06	Veterans Affairs (VA) clinic or hospital
5	3361	6.47	492219	7.15	Went to none of listed types of facility

H03039 - In last year: sent in any claims to your health plan					
Value	Unweighted		Weighted		Formatted Value
	Count	Percent	Count	Percent	
.	298	0.57	48448	0.70	Did not answer
D	1984	3.82	253074	3.68	Don't Know
1	38445	74.02	5171592	75.15	Yes
2	11215	21.59	1408325	20.47	No

H03040 - In last year: health plan handled claims in a reasonable time					
Value	Unweighted		Weighted		Formatted Value
	Count	Percent	Count	Percent	
.	12423	23.92	1391958	20.23	Did not answer
D	3673	7.07	492558	7.16	Don't Know
A	102	0.20	14600	0.21	Invalid multiple responses
N	11488	22.12	1453946	21.13	No claims sent for me in past year
C	1934	3.72	234810	3.41	Should be skipped
1	940	1.81	111187	1.62	Never
2	2439	4.70	333189	4.84	Sometimes
3	8839	17.02	1335074	19.40	Usually
4	10104	19.45	1514116	22.00	Always

H03041 - In last year: how often health plan handled claims correctly					
Value	Unweighted		Weighted		Formatted Value
	Count	Percent	Count	Percent	
.	12394	23.86	1387212	20.16	Did not answer
D	3956	7.62	523124	7.60	Don't Know
A	82	0.16	12647	0.18	Invalid multiple responses
N	11568	22.27	1465959	21.30	No claims sent for me in past year
C	1868	3.60	226032	3.28	Should be skipped
1	651	1.25	77932	1.13	Never
2	2117	4.08	274234	3.99	Sometimes
3	8182	15.75	1225455	17.81	Usually
4	11124	21.42	1688845	24.54	Always

H03042 - In last year: before went for care knew amount to pay					
Value	Unweighted		Weighted		Formatted Value
	Count	Percent	Count	Percent	
.	12399	23.87	1396037	20.29	Did not answer
D	3556	6.85	501377	7.29	Don't Know
A	74	0.14	13071	0.19	Invalid multiple responses
N	11792	22.70	1506559	21.89	No claims sent for me in past year
C	2080	4.00	250307	3.64	Should be skipped
1	7943	15.29	1198472	17.42	Never
2	1929	3.71	259470	3.77	Sometimes
3	4214	8.11	597769	8.69	Usually
4	7955	15.32	1158377	16.83	Always

H03043 - In last year: look for any information in written materials from health plan					
Value	Unweighted		Weighted		Formatted Value
	Count	Percent	Count	Percent	
.	815	1.57	119963	1.74	Did not answer
1	15961	30.73	2269441	32.98	Yes
2	35166	67.70	4492035	65.28	No

H03044 - In last year: problem to find or understand information in the written materials					
Value	Unweighted		Weighted		Formatted Value
	Count	Percent	Count	Percent	
.	1427	2.75	215801	3.14	Did not answer
N	32271	62.13	4097121	59.54	Didn't look for info in past year
A	34	0.07	3573	0.05	Invalid multiple responses
C	2895	5.57	394914	5.74	Should be skipped
1	1819	3.50	251139	3.65	A big problem
2	4944	9.52	685905	9.97	A small problem
3	8552	16.46	1232987	17.92	Not a problem

H03045 - In last year: called health plan's customer service to get information or help					
Value	Unweighted		Weighted		Formatted Value
	Count	Percent	Count	Percent	
.	883	1.70	118973	1.73	Did not answer
1	18843	36.28	2516811	36.57	Yes
2	32216	62.02	4245655	61.70	No

H03046 - In last year: problem to get the help you needed when called health plan's customer service					
Value	Unweighted		Weighted		Formatted Value
	Count	Percent	Count	Percent	
.	1386	2.67	194634	2.83	Did not answer
N	27081	52.14	3535662	51.38	Didn't call customer service in past yr
A	47	0.09	8735	0.13	Invalid multiple responses
C	5135	9.89	709993	10.32	Should be skipped
1	2629	5.06	335439	4.87	A big problem
2	4842	9.32	634633	9.22	A small problem
3	10822	20.83	1462343	21.25	Not a problem

H03047 - Called or written health plan with a complaint or problem					
Value	Unweighted		Weighted		Formatted Value
	Count	Percent	Count	Percent	
.	708	1.36	101455	1.47	Did not answer
1	7594	14.62	1056726	15.36	Yes
2	43640	84.02	5723258	83.17	No

H03048 - How long for health plan to resolve complaint					
Value	Unweighted		Weighted		Formatted Value
	Count	Percent	Count	Percent	
.	947	1.82	139862	2.03	Did not answer
D	26	0.05	3099	0.05	Don't Know
N	38911	74.91	5090896	73.98	Haven't reported a complaint or problem
A	62	0.12	8326	0.12	Invalid multiple responses
C	4886	9.41	653225	9.49	Should be skipped
1	1908	3.67	278791	4.05	Same day
2	793	1.53	103720	1.51	1 week
3	638	1.23	91153	1.32	2 weeks
4	439	0.85	70481	1.02	3 weeks
5	1352	2.60	182693	2.65	4 or more weeks
6	1980	3.81	259191	3.77	Still waiting for it to be settled

H03049 - Complaint or problem settled to satisfaction					
Value	Unweighted		Weighted		Formatted Value
	Count	Percent	Count	Percent	
.	907	1.75	132918	1.93	Did not answer
N	38909	74.91	5089150	73.95	Haven't reported a complaint or problem
A	130	0.25	19514	0.28	Invalid multiple responses
C	4766	9.18	639768	9.30	Should be skipped
1	4156	8.00	600601	8.73	Yes
2	1469	2.83	185535	2.70	No
3	1605	3.09	213953	3.11	Still waiting for it to be settled

H03050 - In last year: have any experiences with paperwork for your health plan					
Value	Unweighted		Weighted		Formatted Value
	Count	Percent	Count	Percent	
.	854	1.64	130865	1.90	Did not answer
A	5	0.01	1103	0.02	Invalid multiple responses
1	13995	26.94	1814808	26.37	Yes
2	37088	71.40	4934663	71.71	No

H03051 - In last year: how much problem with paperwork for your health plan					
Value	Unweighted		Weighted		Formatted Value
	Count	Percent	Count	Percent	
.	1081	2.08	163132	2.37	Did not answer
N	26304	50.64	3336779	48.49	Didn't have any experiences with paperwork
A	46	0.09	6614	0.10	Invalid multiple responses
C	10823	20.84	1604653	23.32	Should be skipped
1	2033	3.91	254429	3.70	A big problem
2	4296	8.27	561604	8.16	A small problem
3	7359	14.17	954228	13.87	Not a problem

H03052 - Rating of all experience with health plan					
Value	Unweighted		Weighted		Formatted Value
	Count	Percent	Count	Percent	
.	1741	3.35	250213	3.64	Did not answer
A	118	0.23	17319	0.25	Invalid multiple responses
0	598	1.15	74199	1.08	0
1	409	0.79	50231	0.73	1
2	660	1.27	80288	1.17	2
3	1093	2.10	134358	1.95	3
4	1432	2.76	176929	2.57	4
5	5118	9.85	662986	9.63	5
6	3732	7.18	464526	6.75	6
7	7440	14.32	912672	13.26	7
8	10956	21.09	1382805	20.09	8
9	8998	17.32	1228445	17.85	9
10	9647	18.57	1446469	21.02	10

H03053 - In next year: likely to disenroll in TRICARE Prime					
Value	Unweighted		Weighted		Formatted Value
	Count	Percent	Count	Percent	
.	2251	4.33	378063	5.49	Did not answer
A	145	0.28	23031	0.33	Invalid multiple responses
N	14362	27.65	2544031	36.97	Not currently enrolled in TRICARE Prime
D	4040	7.78	520135	7.56	Not sure
1	20686	39.83	2231323	32.43	Very unlikely
2	6742	12.98	749458	10.89	Unlikely
3	1809	3.48	213487	3.10	Neither likely nor unlikely
4	800	1.54	92692	1.35	Likely
5	1107	2.13	129218	1.88	Very likely

H03054 - Not sick/pregnant: last medical or physical exam or checkup					
Value	Unweighted		Weighted		Formatted Value
	Count	Percent	Count	Percent	
.	37585	72.36	5205683	75.65	Did not answer
A	22	0.04	2746	0.04	Invalid multiple responses
1	470	0.90	51783	0.75	Never had a general physical or checkup
2	1026	1.98	115303	1.68	5 or more years ago
3	1664	3.20	191337	2.78	More than 2 but less than 5 years ago
4	3139	6.04	353094	5.13	1 to 2 years ago
5	8036	15.47	961493	13.97	Less than 12 months ago

H03055 - Blood pressure: when last reading					
Value	Unweighted		Weighted		Formatted Value
	Count	Percent	Count	Percent	
.	791	1.52	117878	1.71	Did not answer
A	29	0.06	3932	0.06	Invalid multiple responses
1	1452	2.80	199857	2.90	More than 2 years ago
2	3311	6.37	430541	6.26	1 to 2 years ago
3	46359	89.25	6129231	89.07	Less than 12 months ago

H03056 - Blood pressure: know if blood pressure is too high or not					
Value	Unweighted		Weighted		Formatted Value
	Count	Percent	Count	Percent	
.	835	1.61	125158	1.82	Did not answer
A	42	0.08	6807	0.10	Invalid multiple responses
1	8877	17.09	1309153	19.02	Yes, it's too high
2	38778	74.66	5006846	72.76	No, it's not too high
3	3410	6.57	433475	6.30	Don't Know

H03057 - When did you last have a cholesterol screening					
Value	Unweighted		Weighted		Formatted Value
	Count	Percent	Count	Percent	
.	867	1.67	126741	1.84	Did not answer
A	37	0.07	3856	0.06	Invalid multiple responses
1	7544	14.52	896613	13.03	Never had a cholesterol screening
2	2260	4.35	279715	4.06	5 or more years ago
3	4871	9.38	586710	8.53	More than 2 but less than 5 years ago
4	8865	17.07	1117293	16.24	1 to 2 years ago
5	27498	52.94	3870511	56.25	Less than 12 months ago

H03058 - When did you last have a flu shot					
Value	Unweighted		Weighted		Formatted Value
	Count	Percent	Count	Percent	
.	779	1.50	112985	1.64	Did not answer
A	26	0.05	3652	0.05	Invalid multiple responses
1	9867	19.00	1158568	16.84	Never had a flu shot
2	8161	15.71	1058020	15.37	More than 2 years ago
3	6665	12.83	894474	13.00	1 to 2 years ago
4	26444	50.91	3653739	53.10	Less than 12 months ago

H03059 - Smoked at least 100 cigarettes in life						
Value	Unweighted		Weighted		Formatted Value	
	Count	Percent	Count	Percent		
.	782	1.51	116360	1.69	Did not answer	
D	546	1.05	69800	1.01	Don't Know	
A	16	0.03	2259	0.03	Invalid multiple responses	
1	22931	44.15	3269500	47.51	Yes	
2	27667	53.27	3423520	49.75	No	

H03060 - Smoke everyday, some days, or not at all						
Value	Unweighted		Weighted		Formatted Value	
	Count	Percent	Count	Percent		
.	1147	2.21	169603	2.46	Did not answer	
D	28	0.05	2964	0.04	Don't know	
A	8	0.02	1035	0.02	Invalid multiple responses	
C	2942	5.66	394881	5.74	Should be skipped	
N	25271	48.65	3098439	45.03	Valid skip	
2	14249	27.43	2098124	30.49	Not at all	
3	2173	4.18	285664	4.15	Some days	
4	6124	11.79	830730	12.07	Every day	

H03061 - How long since you quit smoking						
Value	Unweighted		Weighted		Formatted Value	
	Count	Percent	Count	Percent		
.	1517	2.92	226579	3.29	Did not answer	
D	429	0.83	68443	0.99	Don't know	
A	10	0.02	1049	0.02	Invalid multiple responses	
C	1532	2.95	208721	3.03	Should be skipped	
N	34995	67.37	4402821	63.98	Valid skip	
2	12375	23.82	1843815	26.79	12 months or more	
3	1084	2.09	130012	1.89	Less than 12 months	

H03062 - Last year: number of visits advised to quit smoking					
Value	Unweighted		Weighted		Formatted Value
	Count	Percent	Count	Percent	
.	1677	3.23	246214	3.58	Did not answer
N	35767	68.86	4669270	67.85	I had no visits in the last 12 months
A	23	0.04	2922	0.04	Invalid multiple responses
C	5874	11.31	824239	11.98	Should be skipped
1	2848	5.48	399126	5.80	None
2	1776	3.42	235997	3.43	1 visit
3	2715	5.23	342183	4.97	2 to 4 visits
4	766	1.47	97870	1.42	5 to 9 visits
5	496	0.95	63618	0.92	10 or more visits

H03063 - Are you male or female					
Value	Unweighted		Weighted		Formatted Value
	Count	Percent	Count	Percent	
.	754	1.45	111077	1.61	Did not answer
A	19	0.04	2000	0.03	Invalid multiple responses
1	24727	47.61	3469810	50.42	Male
2	26442	50.91	3298552	47.93	Female

H03064 - Male: Last prostate disease exam or blood test					
Value	Unweighted		Weighted		Formatted Value
	Count	Percent	Count	Percent	
.	392	0.75	56936	0.83	Did not answer
A	27	0.05	4501	0.07	Invalid multiple responses
C	1749	3.37	215344	3.13	Should be skipped
N	25103	48.33	3143623	45.68	Valid skip
1	6552	12.61	800611	11.63	Never had a prostate gland examination
2	1500	2.89	196487	2.86	5 or more years ago
3	2657	5.12	344584	5.01	More than 2 but less than 5 years ago
4	3860	7.43	547284	7.95	1 to 2 years ago
5	10102	19.45	1572068	22.85	Within the last 12 months

H03065 - Female: Last have a Pap smear test					
Value	Unweighted		Weighted		Formatted Value
	Count	Percent	Count	Percent	
.	691	1.33	99932	1.45	Did not answer
A	16	0.03	1900	0.03	Invalid multiple responses
C	665	1.28	100292	1.46	Should be skipped
N	24425	47.02	3422179	49.73	Valid skip
1	435	0.84	59269	0.86	Never had a Pap smear test
2	1365	2.63	227872	3.31	5 or more years ago
3	938	1.81	138846	2.02	More than 3 but less than 5 years ago
4	6287	12.10	817363	11.88	1 to 3 years ago
5	17120	32.96	2013785	29.26	Within the last 12 months

H03066 - Female: Are you under age 40					
Value	Unweighted		Weighted		Formatted Value
	Count	Percent	Count	Percent	
C	2049	3.94	308371	4.48	Should be skipped
N	23041	44.36	3214100	46.71	Valid skip
1	11063	21.30	1090234	15.84	Yes
2	15789	30.40	2268733	32.97	No

H03067 - Female: Last time breasts checked mammography					
Value	Unweighted		Weighted		Formatted Value
	Count	Percent	Count	Percent	
.	627	1.21	94369	1.37	Did not answer
A	24	0.05	3428	0.05	Invalid multiple responses
C	2890	5.56	306964	4.46	Should be skipped
N	33263	64.04	4305742	62.57	Valid skip
1	911	1.75	124020	1.80	Never had a mammogram
2	646	1.24	100495	1.46	More than 5 years ago
3	1101	2.12	166635	2.42	More than 2 less than 5 years ago
4	3069	5.91	428207	6.22	1 to 2 years ago
5	9411	18.12	1351579	19.64	Within the last 12 months

H03068 - Female: Last time breast exam by professional					
Value	Unweighted		Weighted		Formatted Value
	Count	Percent	Count	Percent	
.	652	1.26	100968	1.47	Did not answer
A	16	0.03	3632	0.05	Invalid multiple responses
C	2805	5.40	295005	4.29	Should be skipped
N	33348	64.20	4317701	62.74	Valid skip
1	244	0.47	40943	0.59	Never had a breast exam
2	678	1.31	114239	1.66	5 or more years ago
3	1111	2.14	165516	2.41	More than 2 less than 5 years ago
4	2826	5.44	394924	5.74	1 to 2 years ago
5	10262	19.76	1448512	21.05	Within the last 12 months

H03069 - Female: Been pregnant in last year or pregnant now					
Value	Unweighted		Weighted		Formatted Value
	Count	Percent	Count	Percent	
.	964	1.86	147818	2.15	Did not answer
C	484	0.93	67054	0.97	Should be skipped
N	24606	47.37	3455417	50.21	Valid skip
1	889	1.71	84379	1.23	Yes, currently pregnant
2	1645	3.17	164622	2.39	No, not currently pregnant but have been
3	23354	44.96	2962148	43.05	No, not currently pregnant/have not been

H03070 - Female: In what trimester is your pregnancy					
Value	Unweighted		Weighted		Formatted Value
	Count	Percent	Count	Percent	
.	997	1.92	150909	2.19	Did not answer
A	2	0.00	80	0.00	Invalid multiple responses
C	309	0.59	29150	0.42	Should be skipped
N	49780	95.84	6620091	96.20	Valid skip
1	181	0.35	17363	0.25	First trimester
2	299	0.58	28485	0.41	Second trimester
3	374	0.72	35361	0.51	Third trimester

H03071 - Female: Trimester first received prenatal care						
Value	Unweighted		Weighted		Formatted Value	
	Count	Percent	Count	Percent		
.	1095	2.11	165368	2.40	Did not answer	
A	7	0.01	624	0.01	Invalid multiple responses	
C	351	0.68	39738	0.58	Should be skipped	
N	48093	92.59	6444881	93.66	Valid skip	
1	110	0.21	13081	0.19	Did not receive prenatal care	
2	10	0.02	1297	0.02	Third trimester	
3	186	0.36	19224	0.28	Second trimester	
4	2090	4.02	197226	2.87	First trimester	

H03072 - In general how would you rate your overall health						
Value	Unweighted		Weighted		Formatted Value	
	Count	Percent	Count	Percent		
.	544	1.05	77075	1.12	Did not answer	
A	123	0.24	16884	0.25	Invalid multiple responses	
1	1163	2.24	187327	2.72	Poor	
2	5464	10.52	833691	12.12	Fair	
3	17665	34.01	2393182	34.78	Good	
4	18879	36.35	2383500	34.64	Very Good	
5	8104	15.60	989780	14.38	Excellent	

H03073 - Limited in any way in any activities because of any impairment or health problem						
Value	Unweighted		Weighted		Formatted Value	
	Count	Percent	Count	Percent		
.	762	1.47	116214	1.69	Did not answer	
A	40	0.08	5299	0.08	Invalid multiple responses	
1	14208	27.35	2084214	30.29	Yes	
2	36932	71.10	4675712	67.95	No	

H03074 - Last 30 days: Number of Days when your physical health not good						
Value	Unweighted		Weighted		Formatted Value	
	Count	Percent	Count	Percent		
.	1073	2.07	164135	2.39	Did not answer	
A	275	0.53	37927	0.55	Invalid multiple responses	
0	23317	44.89	3085992	44.85	0	
1	3433	6.61	417515	6.07	1	
2	4416	8.50	550192	8.00	2	
3	4117	7.93	506576	7.36	3	
4	1481	2.85	188400	2.74	4	
5	2043	3.93	264584	3.84	5	
6	1229	2.37	158095	2.30	6	
7	1062	2.04	146754	2.13	7	
8	317	0.61	43668	0.63	8	
9	440	0.85	56105	0.82	9	
10	1541	2.97	210565	3.06	10	
11	71	0.14	8438	0.12	11	
12	424	0.82	55242	0.80	12	
13	57	0.11	6575	0.10	13	
14	417	0.80	58765	0.85	14	
15	1138	2.19	159890	2.32	15	
16	128	0.25	17707	0.26	16	
17	68	0.13	8650	0.13	17	
18	106	0.20	14450	0.21	18	
19	65	0.13	10287	0.15	19	
20	621	1.20	86405	1.26	20	
21	156	0.30	21170	0.31	21	
22	51	0.10	6848	0.10	22	
23	69	0.13	10926	0.16	23	
24	69	0.13	8812	0.13	24	
25	235	0.45	36858	0.54	25	
26	75	0.14	9593	0.14	26	
27	48	0.09	6297	0.09	27	
28	73	0.14	11144	0.16	28	
29	98	0.19	13153	0.19	29	
30	3229	6.22	499722	7.26	30	

H03075 - Last 30 days: Number of Days when your mental health not good					
Value	Unweighted		Weighted		Formatted Value
	Count	Percent	Count	Percent	
.	1041	2.00	155630	2.26	Did not answer
A	159	0.31	20137	0.29	Invalid multiple responses
0	31476	60.60	4234541	61.54	0
1	2107	4.06	250402	3.64	1
2	2838	5.46	356024	5.17	2
3	2449	4.71	297024	4.32	3
4	998	1.92	131189	1.91	4
5	1885	3.63	236970	3.44	5
6	714	1.37	87921	1.28	6
7	748	1.44	95368	1.39	7
8	250	0.48	30505	0.44	8
9	248	0.48	30255	0.44	9
10	1640	3.16	209078	3.04	10
11	62	0.12	7935	0.12	11
12	236	0.45	30388	0.44	12
13	66	0.13	6931	0.10	13
14	232	0.45	32815	0.48	14
15	1277	2.46	164804	2.39	15
16	98	0.19	12953	0.19	16
17	82	0.16	12045	0.18	17
18	77	0.15	9528	0.14	18
19	41	0.08	4265	0.06	19
20	641	1.23	84355	1.23	20
21	76	0.15	10140	0.15	21
22	56	0.11	7086	0.10	22
23	67	0.13	8951	0.13	23
24	38	0.07	5007	0.07	24
25	289	0.56	41612	0.60	25
26	61	0.12	8694	0.13	26
27	72	0.14	9644	0.14	27
28	78	0.15	9871	0.14	28
29	67	0.13	9704	0.14	29
30	1773	3.41	269668	3.92	30

H03076 - Last 30 days: Number of Days when poor physical/mental health kept you from doing usual activities					
Value	Unweighted		Weighted		Formatted Value
	Count	Percent	Count	Percent	
.	949	1.83	138390	2.01	Did not answer
A	169	0.33	22196	0.32	Invalid multiple responses
0	34876	67.14	4610274	67.00	0
1	2337	4.50	282526	4.11	1
2	2306	4.44	287895	4.18	2
3	1968	3.79	233699	3.40	3
4	748	1.44	97988	1.42	4
5	1186	2.28	151508	2.20	5
6	593	1.14	79519	1.16	6
7	559	1.08	71671	1.04	7
8	209	0.40	30461	0.44	8
9	191	0.37	24225	0.35	9
10	1036	1.99	138297	2.01	10
11	29	0.06	4188	0.06	11
12	212	0.41	27633	0.40	12
13	43	0.08	4913	0.07	13
14	239	0.46	33330	0.48	14
15	896	1.73	124685	1.81	15
16	72	0.14	10943	0.16	16
17	61	0.12	8277	0.12	17
18	56	0.11	8095	0.12	18
19	30	0.06	3974	0.06	19
20	504	0.97	71704	1.04	20
21	96	0.18	13516	0.20	21
22	31	0.06	3413	0.05	22
23	51	0.10	6688	0.10	23
24	40	0.08	6553	0.10	24
25	216	0.42	33156	0.48	25
26	47	0.09	7489	0.11	26
27	43	0.08	7498	0.11	27
28	40	0.08	5413	0.08	28
29	60	0.12	9952	0.14	29
30	2049	3.94	321369	4.67	30

H03077 - Last 30 days: Number of Days when pain made it hard to do your usual activities					
Value	Unweighted		Weighted		Formatted Value
	Count	Percent	Count	Percent	
.	915	1.76	134638	1.96	Did not answer
A	133	0.26	20113	0.29	Invalid multiple responses
0	30921	59.53	4025092	58.49	0
1	2618	5.04	315408	4.58	1
2	2913	5.61	366629	5.33	2
3	2261	4.35	286905	4.17	3
4	931	1.79	131959	1.92	4
5	1478	2.85	202965	2.95	5
6	715	1.38	98062	1.43	6
7	656	1.26	88813	1.29	7
8	245	0.47	33286	0.48	8
9	254	0.49	33882	0.49	9
10	1307	2.52	181565	2.64	10
11	57	0.11	7486	0.11	11
12	270	0.52	33929	0.49	12
13	48	0.09	6544	0.10	13
14	274	0.53	34521	0.50	14
15	1114	2.14	156290	2.27	15
16	84	0.16	10288	0.15	16
17	63	0.12	9373	0.14	17
18	75	0.14	12511	0.18	18
19	46	0.09	6453	0.09	19
20	706	1.36	101054	1.47	20
21	107	0.21	15598	0.23	21
22	37	0.07	4268	0.06	22
23	65	0.13	9443	0.14	23
24	50	0.10	7467	0.11	24
25	287	0.55	42500	0.62	25
26	62	0.12	9443	0.14	26
27	43	0.08	5837	0.08	27
28	62	0.12	8328	0.12	28
29	80	0.15	11124	0.16	29
30	3065	5.90	469668	6.83	30

H03078 - Last 30 days: Number of Days when you have felt sad, blue, or depressed					
Value	Unweighted		Weighted		Formatted Value
	Count	Percent	Count	Percent	
.	989	1.90	144274	2.10	Did not answer
A	174	0.33	24769	0.36	Invalid multiple responses
0	29304	56.42	3907340	56.78	0
1	3263	6.28	396724	5.77	1
2	3768	7.25	488044	7.09	2
3	2803	5.40	356457	5.18	3
4	1100	2.12	144535	2.10	4
5	2015	3.88	256346	3.73	5
6	748	1.44	99719	1.45	6
7	745	1.43	95589	1.39	7
8	252	0.49	31993	0.46	8
9	256	0.49	29735	0.43	9
10	1524	2.93	210102	3.05	10
11	61	0.12	8094	0.12	11
12	221	0.43	29502	0.43	12
13	66	0.13	6528	0.09	13
14	244	0.47	31532	0.46	14
15	1162	2.24	160936	2.34	15
16	93	0.18	12384	0.18	16
17	71	0.14	10421	0.15	17
18	79	0.15	11869	0.17	18
19	37	0.07	5399	0.08	19
20	629	1.21	84387	1.23	20
21	61	0.12	8064	0.12	21
22	47	0.09	6181	0.09	22
23	46	0.09	6837	0.10	23
24	53	0.10	7713	0.11	24
25	283	0.54	35121	0.51	25
26	51	0.10	7445	0.11	26
27	66	0.13	9696	0.14	27
28	62	0.12	9001	0.13	28
29	60	0.12	8349	0.12	29
30	1609	3.10	236353	3.43	30

H03079 -					
Last 30 days: Number of Days when you have felt worried, tense or anxious					
Value	Unweighted		Weighted		Formatted Value
	Count	Percent	Count	Percent	
.	1001	1.93	142556	2.07	Did not answer
A	169	0.33	23733	0.34	Invalid multiple responses
0	22524	43.36	3052785	44.36	0
1	3651	7.03	454375	6.60	1
2	4603	8.86	590428	8.58	2
3	3570	6.87	450001	6.54	3
4	1409	2.71	186370	2.71	4
5	2814	5.42	349280	5.08	5
6	895	1.72	121486	1.77	6
7	1005	1.93	131632	1.91	7
8	356	0.69	43985	0.64	8
9	357	0.69	41895	0.61	9
10	2289	4.41	306689	4.46	10
11	78	0.15	9217	0.13	11
12	316	0.61	37398	0.54	12
13	97	0.19	10818	0.16	13
14	330	0.64	44830	0.65	14
15	1690	3.25	228622	3.32	15
16	105	0.20	15633	0.23	16
17	90	0.17	11002	0.16	17
18	88	0.17	11892	0.17	18
19	54	0.10	6509	0.09	19
20	877	1.69	112106	1.63	20
21	112	0.22	13347	0.19	21
22	56	0.11	7962	0.12	22
23	75	0.14	10035	0.15	23
24	53	0.10	8619	0.13	24
25	334	0.64	44059	0.64	25
26	78	0.15	10378	0.15	26
27	64	0.12	8146	0.12	27
28	73	0.14	9939	0.14	28
29	95	0.18	11569	0.17	29
30	2634	5.07	374148	5.44	30

H03080 - Last 30 days: Number of Days when you did not get enough rest or sleep					
Value	Unweighted		Weighted		Formatted Value
	Count	Percent	Count	Percent	
.	965	1.86	140667	2.04	Did not answer
A	207	0.40	29163	0.42	Invalid multiple responses
0	13877	26.72	2004604	29.13	0
1	1648	3.17	215633	3.13	1
2	3982	7.67	515165	7.49	2
3	3833	7.38	491091	7.14	3
4	2140	4.12	270929	3.94	4
5	3964	7.63	501127	7.28	5
6	1637	3.15	209356	3.04	6
7	1500	2.89	180009	2.62	7
8	672	1.29	83857	1.22	8
9	505	0.97	58740	0.85	9
10	4055	7.81	514040	7.47	10
11	128	0.25	17118	0.25	11
12	617	1.19	80809	1.17	12
13	164	0.32	17967	0.26	13
14	503	0.97	59000	0.86	14
15	3044	5.86	394270	5.73	15
16	193	0.37	22954	0.33	16
17	151	0.29	19145	0.28	17
18	186	0.36	23001	0.33	18
19	102	0.20	14622	0.21	19
20	2050	3.95	257895	3.75	20
21	260	0.50	33385	0.49	21
22	156	0.30	18119	0.26	22
23	137	0.26	17703	0.26	23
24	175	0.34	21865	0.32	24
25	788	1.52	95745	1.39	25
26	171	0.33	21161	0.31	26
27	164	0.32	19338	0.28	27
28	174	0.33	22335	0.32	28
29	145	0.28	17719	0.26	29
30	3649	7.03	492907	7.16	30

H03081 - Last 30 days: Number of Days when you have felt very healthy and full of energy					
Value	Unweighted		Weighted		Formatted Value
	Count	Percent	Count	Percent	
.	1326	2.55	199405	2.90	Did not answer
A	243	0.47	35367	0.51	Invalid multiple responses
0	5500	10.59	821018	11.93	0
1	328	0.63	41261	0.60	1
2	725	1.40	87876	1.28	2
3	848	1.63	105174	1.53	3
4	519	1.00	70345	1.02	4
5	1770	3.41	227575	3.31	5
6	581	1.12	72273	1.05	6
7	676	1.30	86117	1.25	7
8	361	0.70	46621	0.68	8
9	294	0.57	33114	0.48	9
10	3064	5.90	395478	5.75	10
11	126	0.24	17096	0.25	11
12	457	0.88	59743	0.87	12
13	155	0.30	19069	0.28	13
14	494	0.95	66481	0.97	14
15	4018	7.74	521243	7.57	15
16	322	0.62	41335	0.60	16
17	248	0.48	31116	0.45	17
18	342	0.66	46188	0.67	18
19	170	0.33	23155	0.34	19
20	4506	8.68	554156	8.05	20
21	716	1.38	90707	1.32	21
22	497	0.96	60991	0.89	22
23	909	1.75	112254	1.63	23
24	962	1.85	119253	1.73	24
25	4789	9.22	615830	8.95	25
26	1743	3.36	205723	2.99	26
27	2490	4.79	316693	4.60	27
28	3198	6.16	420355	6.11	28
29	1635	3.15	209772	3.05	29
30	7930	15.27	1128655	16.40	30

H03082 - Are you Spanish/Hispanic/Latino					
Value	Unweighted		Weighted		Formatted Value
	Count	Percent	Count	Percent	
.	1406	2.71	200019	2.91	Did not answer
A	925	1.78	119430	1.74	Invalid multiple responses
1	45644	87.87	6058119	88.04	No, Not Spanish, Hispanic, or Latino
2	1434	2.76	171108	2.49	Yes, Mexican, Mexican American, Chicano
3	1186	2.28	172652	2.51	Yes, Puerto Rican
4	167	0.32	23457	0.34	Yes, Cuban
5	1180	2.27	136653	1.99	Yes, Other Spanish, Hispanic, or Latino

SREDA - Highest grade completed					
Value	Unweighted		Weighted		Formatted Value
	Count	Percent	Count	Percent	
.	689	1.33	93624	1.36	Did not answer
A	1607	3.09	219234	3.19	Invalid multiple responses
1	572	1.10	84689	1.23	8th grade or less
2	1313	2.53	217941	3.17	Some high school, but did not graduate
3	10836	20.86	1621900	23.57	High school graduate or GED
4	20571	39.60	2621347	38.09	Some college or 2-year degree
5	7028	13.53	873773	12.70	4-year college graduate
6	9326	17.95	1148933	16.70	More than 4-year college degree

SRRACEA - Race: White					
Value	Unweighted		Weighted		Formatted Value
	Count	Percent	Count	Percent	
1	41364	79.63	5564796	80.87	Marked
2	10578	20.37	1316643	19.13	Not Marked

SRRACEB - Race: Black or African American					
Value	Unweighted		Weighted		Formatted Value
	Count	Percent	Count	Percent	
1	5799	11.16	741987	10.78	Marked
2	46143	88.84	6139452	89.22	Not Marked

SRRACEC - Race: American Indian or Alaska Native					
Value	Unweighted		Weighted		Formatted Value
	Count	Percent	Count	Percent	
1	1418	2.73	178058	2.59	Marked
2	50524	97.27	6703381	97.41	Not Marked

SRRACED - Race: Asian					
Value	Unweighted		Weighted		Formatted Value
	Count	Percent	Count	Percent	
1	3133	6.03	375828	5.46	Marked
2	48809	93.97	6505610	94.54	Not Marked

SRRACEE - Race: Native Hawaiian/other Pacific Islanders					
Value	Unweighted		Weighted		Formatted Value
	Count	Percent	Count	Percent	
1	640	1.23	69751	1.01	Marked
2	51302	98.77	6811688	98.99	Not Marked

SRAGE - What is your age now?						
Value	Unweighted		Weighted		Formatted Value	
	Count	Percent	Count	Percent		
.	1040	2.00	132082	1.92	Did not answer	
A	117	0.23	16290	0.24	Invalid multiple responses	
1	4724	9.09	525611	7.64	18 to 24	
2	8991	17.31	942678	13.70	25 to 34	
3	11011	21.20	1150623	16.72	35 to 44	
4	8378	16.13	1068448	15.53	45 to 54	
5	8533	16.43	1300719	18.90	55 to 64	
6	5886	11.33	1084343	15.76	65 to 74	
7	3262	6.28	660645	9.60	75 or older	

S03B01 - In last year: Number briefings on TRICARE eligibility, benefits, services offered at your MTF						
Value	Unweighted		Weighted		Formatted Value	
	Count	Percent	Count	Percent		
.	37804	72.78	5234139	76.06	Did not answer	
A	18	0.03	2462	0.04	Invalid multiple responses	
1	9537	18.36	1139189	16.55	Never	
2	2955	5.69	315009	4.58	Once	
3	934	1.80	103567	1.51	Twice	
4	694	1.34	87072	1.27	Three or more times	

S03F01 - In last year: Healthcare received at military facility (MTF)						
Value	Unweighted		Weighted		Formatted Value	
	Count	Percent	Count	Percent		
.	37526	72.25	5197274	75.53	Did not answer	
1	9172	17.66	820312	11.92	Yes	
2	5244	10.10	863853	12.55	No	

S03F02 - MTF physical condition vs civilian healthcare facilities					
Value	Unweighted		Weighted		Formatted Value
	Count	Percent	Count	Percent	
.	38089	73.33	5247469	76.26	Did not answer
A	25	0.05	2436	0.04	Invalid multiple responses
N	5244	10.10	863853	12.55	No care at MTF
1	1233	2.37	111411	1.62	MTF in much better condition
2	1183	2.28	99684	1.45	MTF in somewhat better condition
3	4365	8.40	379337	5.51	MTF in similar condition
4	1165	2.24	106184	1.54	MTF in somewhat worse condition
5	311	0.60	31797	0.46	MTF in much worse condition
6	327	0.63	39268	0.57	No civilian facilities in my area

S03O01 - Female: Saw same doctor or midwife for the majority of your prenatal visits					
Value	Unweighted		Weighted		Formatted Value
	Count	Percent	Count	Percent	
.	37638	72.46	5209320	75.70	Did not answer
A	2	0.00	205	0.00	Invalid multiple responses
C	180	0.35	18401	0.27	Should be skipped
N	13527	26.04	1605182	23.33	Valid skip
1	406	0.78	33579	0.49	Yes
2	189	0.36	14752	0.21	No

S03O02 - Female: Doctor/midwife encouraged you to include family members to help prepare for baby's arrival					
Value	Unweighted		Weighted		Formatted Value
	Count	Percent	Count	Percent	
.	37634	72.45	5208927	75.70	Did not answer
C	215	0.41	23436	0.34	Should be skipped
N	13492	25.98	1600146	23.25	Valid skip
1	439	0.85	36818	0.54	Yes
2	162	0.31	12111	0.18	No

S03O03 - Female: Problem for you to make appointments for prenatal visits					
Value	Unweighted		Weighted		Formatted Value
	Count	Percent	Count	Percent	
.	37611	72.41	5206679	75.66	Did not answer
C	242	0.47	26097	0.38	Should be skipped
N	13465	25.92	1597486	23.21	Valid skip
1	34	0.07	2806	0.04	A big problem
2	129	0.25	10530	0.15	A small problem
3	461	0.89	37842	0.55	Not a problem

S03O04 - Female: Did you try to get training to prepare for breastfeeding					
Value	Unweighted		Weighted		Formatted Value
	Count	Percent	Count	Percent	
.	37616	72.42	5207705	75.68	Did not answer
A	2	0.00	78	0.00	Invalid multiple responses
C	275	0.53	31234	0.45	Should be skipped
N	13432	25.86	1592349	23.14	Valid skip
1	201	0.39	15729	0.23	Yes
2	416	0.80	34344	0.50	No

S03O05 - Female: Rate the training for breastfeeding that you received					
Value	Unweighted		Weighted		Formatted Value
	Count	Percent	Count	Percent	
.	37995	73.15	5237185	76.11	Did not answer
C	190	0.37	21991	0.32	Did not try to get training
N	13575	26.13	1607424	23.36	Didn't receive breastfeeding training
A	2	0.00	320	0.00	Invalid multiple responses
0	5	0.01	515	0.01	0
1	3	0.01	97	0.00	1
2	7	0.01	914	0.01	2
3	5	0.01	252	0.00	3
4	4	0.01	140	0.00	4
5	19	0.04	1374	0.02	5
6	15	0.03	1509	0.02	6
7	27	0.05	2378	0.03	7
8	37	0.07	2619	0.04	8
9	25	0.05	1692	0.02	9
10	33	0.06	3028	0.04	10

S03O06 - Female: Physician or midwife worked with you to develop a birth plan					
Value	Unweighted		Weighted		Formatted Value
	Count	Percent	Count	Percent	
.	37617	72.42	5207749	75.68	Did not answer
D	61	0.12	5155	0.07	Don't Know
C	267	0.51	28824	0.42	Should be skipped
N	13440	25.88	1594759	23.17	Valid skip
1	243	0.47	20741	0.30	Yes
2	314	0.60	24210	0.35	No

S03R01 - In last year: Prescriptions filled at military pharmacy					
Value	Unweighted		Weighted		Formatted Value
	Count	Percent	Count	Percent	
.	37500	72.20	5193898	75.48	Did not answer
1	10053	19.35	991448	14.41	Yes
2	4389	8.45	696092	10.12	No

S03R02 - Rating of customer service at military pharmacy					
Value	Unweighted		Weighted		Formatted Value
	Count	Percent	Count	Percent	
.	38037	73.23	5254441	76.36	Did not answer
N	3941	7.59	617524	8.97	I did not fill prescriptions at a MTF
A	32	0.06	4490	0.07	Invalid multiple responses
C	571	1.10	101038	1.47	Should be skipped
0	104	0.20	9455	0.14	0
1	88	0.17	8571	0.12	1
2	144	0.28	14421	0.21	2
3	220	0.42	20376	0.30	3
4	237	0.46	22054	0.32	4
5	650	1.25	60967	0.89	5
6	558	1.07	53662	0.78	6
7	1067	2.05	97400	1.42	7
8	1698	3.27	158185	2.30	8
9	1989	3.83	189327	2.75	9
10	2606	5.02	269530	3.92	10

S03R03 - In last year: Discussed medication and treatment with military pharmacist					
Value	Unweighted		Weighted		Formatted Value
	Count	Percent	Count	Percent	
.	38036	73.23	5253563	76.34	Did not answer
N	3895	7.50	604010	8.78	I did not use a MTF pharmacy
A	38	0.07	7140	0.10	Invalid multiple responses
C	602	1.16	108043	1.57	Should be skipped
1	4318	8.31	423128	6.15	Yes
2	5053	9.73	485554	7.06	No

S03R04 - In last year: Time waited for filled prescription at military pharmacy					
Value	Unweighted		Weighted		Formatted Value
	Count	Percent	Count	Percent	
.	38210	73.56	5289658	76.87	Did not answer
N	4389	8.45	696092	10.12	I did not use a MTF pharmacy
A	36	0.07	4108	0.06	Invalid multiple responses
1	1997	3.84	178892	2.60	Less Than 15 minutes
2	3556	6.85	327490	4.76	Between 15 and 30 minutes
3	1790	3.45	175126	2.54	Between 31 and 45 minutes
4	1045	2.01	108373	1.57	Between 45 and 60 minutes
5	919	1.77	101700	1.48	More than 60 minutes

S03V01 - In last year: Amount of healthcare from TRICARE civilian network(TCN)					
Value	Unweighted		Weighted		Formatted Value
	Count	Percent	Count	Percent	
.	1408	2.71	234873	3.41	Did not answer
N	8100	15.59	1053534	15.31	Did not need healthcare
A	126	0.24	16956	0.25	Invalid multiple responses
1	8669	16.69	1440641	20.94	All of my healthcare
2	3581	6.89	438826	6.38	Most of my healthcare
3	9625	18.53	1043118	15.16	Some my healthcare
4	20433	39.34	2653490	38.56	None of my healthcare

**S03V02 -
In last year: Problem getting wanted healthcare from TCN**

Value	Unweighted		Weighted		Formatted Value
	Count	Percent	Count	Percent	
.	4182	8.05	632665	9.19	Did not answer
N	22498	43.31	2867205	41.67	Didn't try to get healthcare
A	112	0.22	13323	0.19	Invalid multiple responses
C	1994	3.84	264300	3.84	Should be skipped
1	2130	4.10	282041	4.10	A big problem
2	4084	7.86	489191	7.11	A small problem
3	16942	32.62	2332714	33.90	Not a problem

**S03V03 -
In last year: Problem finding convenient doctor from TCN**

Value	Unweighted		Weighted		Formatted Value
	Count	Percent	Count	Percent	
.	38388	73.91	5313861	77.22	Did not answer
N	6823	13.14	771286	11.21	Didn't try to find a doctor
A	26	0.05	2433	0.04	Invalid multiple responses
C	519	1.00	58289	0.85	Should be skipped
1	770	1.48	91359	1.33	A big problem
2	1034	1.99	111682	1.62	A small problem
3	4382	8.44	532529	7.74	Not a problem

**S03V04 -
In last year: Problem finding convenient TCN lab or x-ray facility**

Value	Unweighted		Weighted		Formatted Value
	Count	Percent	Count	Percent	
.	4316	8.31	651884	9.47	Did not answer
N	29241	56.30	3608699	52.44	Didn't try to find a lab
A	67	0.13	9663	0.14	Invalid multiple responses
C	1958	3.77	261086	3.79	Should be skipped
1	1058	2.04	154691	2.25	A big problem
2	1525	2.94	201139	2.92	A small problem
3	13777	26.52	1994277	28.98	Not a problem

S03V05 - In last year: Learn physician whom you wanted to see left TCN					
Value	Unweighted		Weighted		Formatted Value
	Count	Percent	Count	Percent	
.	4549	8.76	682765	9.92	Did not answer
N	23724	45.67	2993513	43.50	Didn't want to see any network physician
A	72	0.14	8883	0.13	Invalid multiple responses
C	1978	3.81	265173	3.85	Should be skipped
1	3452	6.65	444452	6.46	Yes
2	18167	34.98	2486652	36.14	No

S03V06 - In last year: Problem finding convenient doctor from TCN					
Value	Unweighted		Weighted		Formatted Value
	Count	Percent	Count	Percent	
.	17853	34.37	2218039	32.23	Did not answer
N	18406	35.44	2403848	34.93	Didn't try to find a personal doctor
A	50	0.10	7840	0.11	Invalid multiple responses
C	1417	2.73	198840	2.89	Should be skipped
1	1471	2.83	216607	3.15	A big problem
2	2003	3.86	264529	3.84	A small problem
3	10742	20.68	1571735	22.84	Not a problem

S03V07 - In last year: Problem finding specialist in Civilian network					
Value	Unweighted		Weighted		Formatted Value
	Count	Percent	Count	Percent	
.	17864	34.39	2218499	32.24	Did not answer
N	20250	38.99	2737302	39.78	Didn't try to find a specialist
A	38	0.07	8708	0.13	Invalid multiple responses
C	1423	2.74	201774	2.93	Should be skipped
1	1324	2.55	183395	2.67	A big problem
2	1686	3.25	212309	3.09	A small problem
3	9357	18.01	1319452	19.17	Not a problem

S03C01 - General Doctor, specialist, physician assistant, or nurse					
Value	Unweighted		Weighted		Formatted Value
	Count	Percent	Count	Percent	
.	39513	76.07	5292555	76.91	Did not answer
N	4355	8.38	490637	7.13	Don't have a personal doctor or nurse
A	119	0.23	19285	0.28	Invalid multiple responses
C	276	0.53	34750	0.50	Should be skipped
1	6082	11.71	858065	12.47	General doctor
2	793	1.53	106575	1.55	Specialist doctor
3	612	1.18	56572	0.82	Physician assistant
4	192	0.37	22999	0.33	Nurse

S03C02 - Months/years been going to personal Doctor					
Value	Unweighted		Weighted		Formatted Value
	Count	Percent	Count	Percent	
.	39517	76.08	5293880	76.93	Did not answer
N	4370	8.41	494172	7.18	Don't have a personal doctor or nurse
A	20	0.04	1824	0.03	Invalid multiple responses
C	271	0.52	33511	0.49	Should be skipped
1	921	1.77	97331	1.41	Less than 6 months
2	1298	2.50	137697	2.00	6 up to 12 months
3	1515	2.92	167454	2.43	12 up to 24 months
4	1983	3.82	279088	4.06	2 up to 5 years
5	2047	3.94	376482	5.47	5 years or more

S03C03 - Physical or mental condition that interferes with your work					
Value	Unweighted		Weighted		Formatted Value
	Count	Percent	Count	Percent	
.	39503	76.05	5293597	76.93	Did not answer
C	282	0.54	34789	0.51	Should be skipped
N	4245	8.17	476559	6.93	Valid skip
1	2268	4.37	341931	4.97	Yes
2	5644	10.87	734564	10.67	No

S03C04 - Doctor undrstnds how your health problems affect your daily life					
Value	Unweighted		Weighted		Formatted Value
	Count	Percent	Count	Percent	
.	39589	76.22	5306234	77.11	Did not answer
N	9719	18.71	1191483	17.31	Don't have any hlth problems/prsnl doc
A	6	0.01	812	0.01	Invalid multiple responses
C	452	0.87	54428	0.79	Should be skipped
1	1940	3.73	298022	4.33	Yes
2	236	0.45	30459	0.44	No

S03C05 - In last year: # of times you went to a specialist					
Value	Unweighted		Weighted		Formatted Value
	Count	Percent	Count	Percent	
.	39410	75.87	5280886	76.74	Did not answer
A	18	0.03	2418	0.04	Invalid multiple responses
N	4959	9.55	597117	8.68	None
C	1055	2.03	133549	1.94	Should be skipped
1	1421	2.74	185741	2.70	1
2	1600	3.08	217210	3.16	2
3	1094	2.11	141145	2.05	3
4	782	1.51	112597	1.64	4
5	1077	2.07	145719	2.12	5 to 9
6	526	1.01	65057	0.95	10 or more

S03C06 - In last year were any decisions made about your health care					
Value	Unweighted		Weighted		Formatted Value
	Count	Percent	Count	Percent	
.	38992	75.07	5227116	75.96	Did not answer
C	793	1.53	109513	1.59	Should be skipped
N	1022	1.97	132971	1.93	Valid skip
1	7421	14.29	962721	13.99	Yes
2	3714	7.15	449117	6.53	No

**S03C07 -
In last year: involved as much as you wanted with your health care decisions**

Value	Unweighted		Weighted		Formatted Value
	Count	Percent	Count	Percent	
.	39373	75.80	5275890	76.67	Did not answer
A	12	0.02	2295	0.03	Invalid multiple responses
N	5057	9.74	629840	9.15	No decisions were made in last 12 months
C	543	1.05	70526	1.02	Should be skipped
1	154	0.30	18753	0.27	Never
2	575	1.11	64208	0.93	Sometimes
3	1945	3.74	249394	3.62	Usually
4	4283	8.25	570532	8.29	Always

**S03C08 -
In last year: how much of a problem to agree on best care**

Value	Unweighted		Weighted		Formatted Value
	Count	Percent	Count	Percent	
.	39336	75.73	5271940	76.61	Did not answer
A	6	0.01	636	0.01	Invalid multiple responses
N	5052	9.73	627972	9.13	No decisions were made in last 12 months
C	537	1.03	70526	1.02	Should be skipped
1	286	0.55	34471	0.50	A big problem
2	1097	2.11	129637	1.88	A small problem
3	5628	10.84	746257	10.84	Not a problem

**S03C09 -
In last year: did you need special medical equipment**

Value	Unweighted		Weighted		Formatted Value
	Count	Percent	Count	Percent	
.	38857	74.81	5201608	75.59	Did not answer
1	1415	2.72	205439	2.99	Yes
2	11670	22.47	1474392	21.43	No

S03C10 -					
In last year: How much of a problem was it to get special medical equipment					
Value	Unweighted		Weighted		Formatted Value
	Count	Percent	Count	Percent	
.	38919	74.93	5212291	75.74	Did not answer
N	10219	19.67	1280539	18.61	Didn't need special medical equipment
A	8	0.02	1000	0.01	Invalid multiple responses
C	1451	2.79	193853	2.82	Should be skipped
1	96	0.18	12212	0.18	A big problem
2	145	0.28	21880	0.32	A small problem
3	1104	2.13	159662	2.32	Not a problem

S03C11 -					
In last year: did you need special therapy					
Value	Unweighted		Weighted		Formatted Value
	Count	Percent	Count	Percent	
.	38869	74.83	5203112	75.61	Did not answer
1	2305	4.44	298367	4.34	Yes
2	10768	20.73	1379959	20.05	No

S03C12 -					
In last year: how much of a problem was it to get special therapy					
Value	Unweighted		Weighted		Formatted Value
	Count	Percent	Count	Percent	
.	38941	74.97	5213149	75.76	Did not answer
N	9583	18.45	1216371	17.68	Didn't need special therapy
A	7	0.01	888	0.01	Invalid multiple responses
C	1185	2.28	163588	2.38	Should be skipped
1	215	0.41	31249	0.45	A big problem
2	340	0.65	39632	0.58	A small problem
3	1671	3.22	216562	3.15	Not a problem

S03C13 - In last year: did you need home health care or assistance					
Value	Unweighted		Weighted		Formatted Value
	Count	Percent	Count	Percent	
.	38874	74.84	5205867	75.65	Did not answer
1	1111	2.14	158617	2.30	Yes
2	11957	23.02	1516955	22.04	No

S03C14 - In last year: how much of a problem to get care or assistance needed					
Value	Unweighted		Weighted		Formatted Value
	Count	Percent	Count	Percent	
.	38888	74.87	5208908	75.70	Did not answer
N	10889	20.96	1366621	19.86	Didn't need home healthcare/assistance
A	9	0.02	1342	0.02	Invalid multiple responses
C	1068	2.06	150334	2.18	Should be skipped
1	91	0.18	13079	0.19	A big problem
2	135	0.26	14196	0.21	A small problem
3	862	1.66	126960	1.84	Not a problem

S03C15 - Need help with personal care needs					
Value	Unweighted		Weighted		Formatted Value
	Count	Percent	Count	Percent	
.	38865	74.82	5206340	75.66	Did not answer
A	5	0.01	294	0.00	Invalid multiple responses
1	311	0.60	49971	0.73	Yes
2	12761	24.57	1624834	23.61	No

S03C16 - Need help with routine needs					
Value	Unweighted		Weighted		Formatted Value
	Count	Percent	Count	Percent	
.	38881	74.85	5208020	75.68	Did not answer
A	3	0.01	269	0.00	Invalid multiple responses
1	824	1.59	126957	1.84	Yes
2	12234	23.55	1546194	22.47	No

S03C17 - Physical or mental condition that interferes with independence					
Value	Unweighted		Weighted		Formatted Value
	Count	Percent	Count	Percent	
.	38909	74.91	5212529	75.75	Did not answer
A	6	0.01	683	0.01	Invalid multiple responses
1	1131	2.18	172907	2.51	Yes
2	11896	22.90	1495319	21.73	No

S03C18 - Rating of equipment, services, or help provided					
Value	Unweighted		Weighted		Formatted Value
	Count	Percent	Count	Percent	
.	39344	75.75	5271831	76.61	Did not answer
A	37	0.07	4697	0.07	Invalid multiple responses
0	104	0.20	12137	0.18	0
1	81	0.16	9647	0.14	1
2	120	0.23	12564	0.18	2
3	237	0.46	31590	0.46	3
4	279	0.54	34811	0.51	4
5	1252	2.41	155269	2.26	5
6	753	1.45	91210	1.33	6
7	1688	3.25	205161	2.98	7
8	2796	5.38	339162	4.93	8
9	2393	4.61	300133	4.36	9
10	2858	5.50	413225	6.00	10

S03C19 - In last year: patient overnight or longer					
Value	Unweighted		Weighted		Formatted Value
	Count	Percent	Count	Percent	
.	38859	74.81	5203759	75.62	Did not answer
A	2	0.00	761	0.01	Invalid multiple responses
1	1739	3.35	241978	3.52	Yes
2	11342	21.84	1434941	20.85	No

S03C20 - Have a Physical or mental condition that has lasted 3 months					
Value	Unweighted		Weighted		Formatted Value
	Count	Percent	Count	Percent	
.	38879	74.85	5207720	75.68	Did not answer
1	6753	13.00	914633	13.29	Yes
2	6310	12.15	759087	11.03	No

S03C21 - In last year: seen Doctor more than twice for condition lasting > 3 months					
Value	Unweighted		Weighted		Formatted Value
	Count	Percent	Count	Percent	
.	39105	75.29	5239763	76.14	Did not answer
A	86	0.17	12990	0.19	Invalid multiple responses
N	5833	11.23	702185	10.20	No conditions that have lasted 3 months
C	583	1.12	71263	1.04	Should be skipped
1	4476	8.62	616604	8.96	Yes
2	1859	3.58	238634	3.47	No

S03C22 - Taking prescription medications for at least 3 months					
Value	Unweighted		Weighted		Formatted Value
	Count	Percent	Count	Percent	
.	39147	75.37	5245169	76.22	Did not answer
A	41	0.08	6013	0.09	Invalid multiple responses
N	5869	11.30	707512	10.28	No conditions that have lasted 3 months
C	543	1.05	66012	0.96	Should be skipped
1	4572	8.80	643288	9.35	Yes
2	1770	3.41	213446	3.10	No

S03Y01 - In last 90 days: Have you filled a prescription					
Value	Unweighted		Weighted		Formatted Value
	Count	Percent	Count	Percent	
.	39348	75.75	5153924	74.90	Did not answer
1	10195	19.63	1418638	20.62	Yes
2	2399	4.62	308877	4.49	No

S03Y02 - Distance traveled, home to MTF pharmacy					
Value	Unweighted		Weighted		Formatted Value
	Count	Percent	Count	Percent	
.	40300	77.59	5330377	77.46	Did not answer
A	23	0.04	3689	0.05	Invalid multiple responses
N	2399	4.62	308877	4.49	Valid skip
1	1123	2.16	102342	1.49	Live on military installatn with phrmcy
2	1448	2.79	174402	2.53	Less than 5 miles
3	1756	3.38	211728	3.08	At least 5 miles but less than 10 miles
4	1332	2.56	161072	2.34	At least 10 miles but less than 15 miles
5	3561	6.86	588953	8.56	At least 15 miles

S03Y03 - In last 90 days:Prscripntn filled at MTF pharmacy					
Value	Unweighted		Weighted		Formatted Value
	Count	Percent	Count	Percent	
.	40060	77.12	5267570	76.55	Did not answer
A	10	0.02	684	0.01	Invalid multiple responses
N	2399	4.62	308877	4.49	Valid skip
1	1264	2.43	139358	2.03	Yes, new prescriptions only
2	1358	2.61	155499	2.26	Yes, refills only
3	3775	7.27	431012	6.26	Yes, both new prescriptions and refills
4	3076	5.92	578440	8.41	No

S03Y04 - In last 90 days:Info. rcvd about new prscrptn medcn, MTF					
Value	Unweighted		Weighted		Formatted Value
	Count	Percent	Count	Percent	
.	40119	77.24	5273020	76.63	Did not answer
N	6332	12.19	965984	14.04	Didn't fill new prescriptions at a MTF
A	44	0.08	5046	0.07	Invalid multiple responses
C	526	1.01	82113	1.19	Should be skipped
1	236	0.45	26455	0.38	Verbal instructions/information
2	1517	2.92	179777	2.61	Written instructions/info with prscrptn
3	3083	5.94	340525	4.95	Both written and verbal instructions
4	85	0.16	8520	0.12	No information at all

S03Y05 - In last 90 days:How oftn filled prscrptn wait is >30min, MTF					
Value	Unweighted		Weighted		Formatted Value
	Count	Percent	Count	Percent	
.	40139	77.28	5280548	76.74	Did not answer
A	8	0.02	1118	0.02	Invalid multiple responses
C	139	0.27	23957	0.35	Should be skipped
N	5336	10.27	863360	12.55	Valid skip
1	2344	4.51	250038	3.63	Never
2	2105	4.05	237698	3.45	Sometimes
3	906	1.74	102792	1.49	Usually
4	965	1.86	121928	1.77	Always

S03Y06A - prscrptn filled, MTF:There for medical appointment					
Value	Unweighted		Weighted		Formatted Value
	Count	Percent	Count	Percent	
.	39309	75.68	5149445	74.83	Did not answer
C	21	0.04	2781	0.04	Should be skipped
N	5454	10.50	884536	12.85	Valid Skip
1	3193	6.15	313469	4.56	Marked
2	3965	7.63	531208	7.72	Not Marked

S03Y06B - prscrptn filled, MTF:Visiting Military installation for other reason					
Value	Unweighted		Weighted		Formatted Value
	Count	Percent	Count	Percent	
.	39309	75.68	5149445	74.83	Did not answer
C	9	0.02	1196	0.02	Should be skipped
N	5466	10.52	886121	12.88	Valid Skip
1	795	1.53	94765	1.38	Marked
2	6363	12.25	749912	10.90	Not Marked

S03Y06C - prscrptn filled, MTF:Conveniently located					
Value	Unweighted		Weighted		Formatted Value
	Count	Percent	Count	Percent	
.	39309	75.68	5149445	74.83	Did not answer
C	12	0.02	1235	0.02	Should be skipped
N	5463	10.52	886082	12.88	Valid Skip
1	2302	4.43	246753	3.59	Marked
2	4856	9.35	597924	8.69	Not Marked

S03Y06D - prscrptn filled, MTF:Pharmacy has free prscrptn drugs					
Value	Unweighted		Weighted		Formatted Value
	Count	Percent	Count	Percent	
.	39309	75.68	5149445	74.83	Did not answer
C	24	0.05	2809	0.04	Should be skipped
N	5451	10.49	884508	12.85	Valid Skip
1	4483	8.63	504216	7.33	Marked
2	2675	5.15	340461	4.95	Not Marked

S03Y06E - prscrptn filled, MTF:I like service					
Value	Unweighted		Weighted		Formatted Value
	Count	Percent	Count	Percent	
.	39309	75.68	5149445	74.83	Did not answer
C	9	0.02	1473	0.02	Should be skipped
N	5466	10.52	885844	12.87	Valid Skip
1	1689	3.25	191272	2.78	Marked
2	5469	10.53	653405	9.50	Not Marked

S03Y06F - prscrptn filled, MTF:My doctor recommended MTF pharmacy					
Value	Unweighted		Weighted		Formatted Value
	Count	Percent	Count	Percent	
.	39309	75.68	5149445	74.83	Did not answer
C	2	0.00	289	0.00	Should be skipped
N	5473	10.54	887028	12.89	Valid Skip
1	518	1.00	57151	0.83	Marked
2	6640	12.78	787526	11.44	Not Marked

S03Y06G - prscrptn filled, MTF:Better information and instructions					
Value	Unweighted		Weighted		Formatted Value
	Count	Percent	Count	Percent	
.	39309	75.68	5149445	74.83	Did not answer
C	5	0.01	604	0.01	Should be skipped
N	5470	10.53	886713	12.89	Valid Skip
1	761	1.47	83751	1.22	Marked
2	6397	12.32	760926	11.06	Not Marked

S03Y06H - prscrptn filled, MTF:Trust prscrptn filled correctly					
Value	Unweighted		Weighted		Formatted Value
	Count	Percent	Count	Percent	
.	39309	75.68	5149445	74.83	Did not answer
C	10	0.02	1046	0.02	Should be skipped
N	5465	10.52	886271	12.88	Valid Skip
1	1062	2.04	122191	1.78	Marked
2	6096	11.74	722486	10.50	Not Marked

S03Y07 - Rating of MTF pharmacy where prscrptn is filled					
Value	Unweighted		Weighted		Formatted Value
	Count	Percent	Count	Percent	
.	40155	77.31	5283416	76.78	Did not answer
N	5321	10.24	858155	12.47	Didn't fill prscrptns at MTF pharmacy
A	8	0.02	433	0.01	Invalid multiple responses
C	169	0.33	31114	0.45	Should be skipped
0	32	0.06	3763	0.05	0
1	29	0.06	4180	0.06	1
2	71	0.14	6858	0.10	2
3	119	0.23	11585	0.17	3
4	167	0.32	18010	0.26	4
5	383	0.74	44459	0.65	5
6	382	0.74	44071	0.64	6
7	666	1.28	75220	1.09	7
8	1258	2.42	139577	2.03	8
9	1544	2.97	170088	2.47	9
10	1638	3.15	190510	2.77	10

S03Y08 - Dist:home, work to TRICARE retail network(TRN) pharmacy					
Value	Unweighted		Weighted		Formatted Value
	Count	Percent	Count	Percent	
.	40426	77.83	5319267	77.30	Did not answer
D	3467	6.67	455539	6.62	Don't know
A	17	0.03	1959	0.03	Invalid multiple responses
N	2399	4.62	308877	4.49	Valid skip
1	1760	3.39	263294	3.83	Less than 2 miles
2	1396	2.69	198674	2.89	At least 2 miles but less than 5 miles
3	1448	2.79	189793	2.76	At least 5 miles but less than 15 miles
4	1029	1.98	144037	2.09	At least 15 miles

S03Y09 - In last 90 days:prescription filled at TRN pharmacy					
Value	Unweighted		Weighted		Formatted Value
	Count	Percent	Count	Percent	
.	39985	76.98	5257865	76.41	Did not answer
A	11	0.02	1589	0.02	Invalid multiple responses
N	2399	4.62	308877	4.49	Valid skip
1	788	1.52	103814	1.51	Yes, new prescriptions only
2	609	1.17	96492	1.40	Yes, refills only
3	1580	3.04	261623	3.80	Yes, both new prescriptions and refills
4	6570	12.65	851180	12.37	No

S03Y10 - In last 90 days:Info. rcvd about new prscrptn medcn, TRN					
Value	Unweighted		Weighted		Formatted Value
	Count	Percent	Count	Percent	
.	40041	77.09	5266662	76.53	Did not answer
N	9074	17.47	1184490	17.21	Didn't fill new prscrptns-netwrk phrmcy
A	24	0.05	4924	0.07	Invalid multiple responses
C	521	1.00	74288	1.08	Should be skipped
1	122	0.23	14378	0.21	Verbal instructions/information
2	866	1.67	136904	1.99	Written instructions/info with prscrptn
3	1246	2.40	193493	2.81	Both written and verbal instructions
4	48	0.09	6299	0.09	No information at all

S03Y11 - In last 90 days:How oftn filled prscrptn wait is >30min, TRN					
Value	Unweighted		Weighted		Formatted Value
	Count	Percent	Count	Percent	
.	40059	77.12	5271314	76.60	Did not answer
A	8	0.02	1505	0.02	Invalid multiple responses
C	212	0.41	27566	0.40	Should be skipped
N	8757	16.86	1132491	16.46	Valid skip
1	1128	2.17	181867	2.64	Never
2	1015	1.95	146822	2.13	Sometimes
3	408	0.79	64454	0.94	Usually
4	355	0.68	55421	0.81	Always

S03Y12 - In last 90 days:TRN filled prescription, taken >=90 days					
Value	Unweighted		Weighted		Formatted Value
	Count	Percent	Count	Percent	
.	40032	77.07	5266599	76.53	Did not answer
C	353	0.68	51680	0.75	Should be skipped
N	8616	16.59	1108377	16.11	Valid skip
1	2063	3.97	329489	4.79	Yes
2	878	1.69	125293	1.82	No

S03Y13A - prscrptn flld, TRN:Don't know how get drugs thru mail order phrmcy					
Value	Unweighted		Weighted		Formatted Value
	Count	Percent	Count	Percent	
.	39309	75.68	5149445	74.83	Did not answer
C	42	0.08	6733	0.10	Should be skipped
N	9805	18.88	1278617	18.58	Valid Skip
1	378	0.73	60304	0.88	Marked
2	2408	4.64	386340	5.61	Not Marked

S03Y13B - prscrptn filled, TRN:Not comfortable getting drugs by mail					
Value	Unweighted		Weighted		Formatted Value
	Count	Percent	Count	Percent	
.	39309	75.68	5149445	74.83	Did not answer
C	19	0.04	1727	0.03	Should be skipped
N	9828	18.92	1283623	18.65	Valid Skip
1	312	0.60	55651	0.81	Marked
2	2474	4.76	390993	5.68	Not Marked

S03Y13C - prscrptn filled, TRN:Conveniently located					
Value	Unweighted		Weighted		Formatted Value
	Count	Percent	Count	Percent	
.	39309	75.68	5149445	74.83	Did not answer
C	22	0.04	2897	0.04	Should be skipped
N	9825	18.92	1282453	18.64	Valid Skip
1	1065	2.05	186518	2.71	Marked
2	1721	3.31	260125	3.78	Not Marked

S03Y13D - prscrptn filled, TRN:Mail order phrmcy doesn't have needed medctn					
Value	Unweighted		Weighted		Formatted Value
	Count	Percent	Count	Percent	
.	39309	75.68	5149445	74.83	Did not answer
C	2	0.00	357	0.01	Should be skipped
N	9845	18.95	1284993	18.67	Valid Skip
1	73	0.14	11961	0.17	Marked
2	2713	5.22	434682	6.32	Not Marked

S03Y13E - prscrptn filled, TRN:like service					
Value	Unweighted		Weighted		Formatted Value
	Count	Percent	Count	Percent	
.	39309	75.68	5149445	74.83	Did not answer
C	9	0.02	1748	0.03	Should be skipped
N	9838	18.94	1283602	18.65	Valid Skip
1	577	1.11	108458	1.58	Marked
2	2209	4.25	338186	4.91	Not Marked

S03Y13F - prscrptn filled, TRN:better information/instructions					
Value	Unweighted		Weighted		Formatted Value
	Count	Percent	Count	Percent	
.	39309	75.68	5149445	74.83	Did not answer
C	4	0.01	615	0.01	Should be skipped
N	9843	18.95	1284735	18.67	Valid Skip
1	205	0.39	36419	0.53	Marked
2	2581	4.97	410225	5.96	Not Marked

S03Y13G - prscrptn filled, TRN:MTF phrmcy doesn't have the medication					
Value	Unweighted		Weighted		Formatted Value
	Count	Percent	Count	Percent	
.	39309	75.68	5149445	74.83	Did not answer
C	10	0.02	1665	0.02	Should be skipped
N	9837	18.94	1283685	18.65	Valid Skip
1	607	1.17	71884	1.04	Marked
2	2179	4.20	374759	5.45	Not Marked

S03Y13H - prscrptn filled, TRN:trust fill correctly					
Value	Unweighted		Weighted		Formatted Value
	Count	Percent	Count	Percent	
.	39309	75.68	5149445	74.83	Did not answer
C	10	0.02	1526	0.02	Should be skipped
N	9837	18.94	1283824	18.66	Valid Skip
1	208	0.40	36257	0.53	Marked
2	2578	4.96	410387	5.96	Not Marked

S03Y14 - Rating of TRN pharmacy where prescription filled					
Value	Unweighted		Weighted		Formatted Value
	Count	Percent	Count	Percent	
.	40034	77.07	5264359	76.50	Did not answer
N	8698	16.75	1120885	16.29	Didn't fill prscrptns at netwrk phrmcy
A	9	0.02	1560	0.02	Invalid multiple responses
C	346	0.67	49843	0.72	Should be skipped
0	7	0.01	1283	0.02	0
1	6	0.01	916	0.01	1
2	13	0.03	997	0.01	2
3	51	0.10	6500	0.09	3
4	45	0.09	6908	0.10	4
5	188	0.36	26351	0.38	5
6	142	0.27	17030	0.25	6
7	308	0.59	41882	0.61	7
8	616	1.19	94404	1.37	8
9	698	1.34	109049	1.58	9
10	781	1.50	139473	2.03	10

S03Y15 - In last 90 days:prscrptn filled at Non-network civilian(NNC) phrmcy					
Value	Unweighted		Weighted		Formatted Value
	Count	Percent	Count	Percent	
.	39973	76.96	5254205	76.35	Did not answer
A	13	0.03	1596	0.02	Invalid multiple responses
N	2399	4.62	308877	4.49	Valid skip
1	445	0.86	59148	0.86	Yes, new prescriptions only
2	328	0.63	58504	0.85	Yes, refills only
3	940	1.81	167085	2.43	Yes, both new prescriptions and refills
4	7844	15.10	1032023	15.00	No

S03Y16 - In last 90 days:Info. rcvd about new prscrptn medcn, NNC					
Value	Unweighted		Weighted		Formatted Value
	Count	Percent	Count	Percent	
.	40036	77.08	5264433	76.50	Did not answer
N	10165	19.57	1337607	19.44	Didn't fill new prscrptns- nonnetwrk phrm
A	24	0.05	3906	0.06	Invalid multiple responses
C	466	0.90	71458	1.04	Should be skipped
1	75	0.14	10110	0.15	Verbal instructions/information
2	472	0.91	81514	1.18	Written instructions/info with prscrptn
3	675	1.30	108555	1.58	Both written and verbal instructions
4	29	0.06	3856	0.06	No information at all

S03Y17 - In last 90 days:filed claims for NNC filled prscrptns					
Value	Unweighted		Weighted		Formatted Value
	Count	Percent	Count	Percent	
.	40021	77.05	5263097	76.48	Did not answer
C	445	0.86	66982	0.97	Should be skipped
N	9798	18.86	1273918	18.51	Valid skip
1	496	0.95	86103	1.25	Yes
2	1182	2.28	191339	2.78	No

S03Y18A - claim problems, NNC:none					
Value	Unweighted		Weighted		Formatted Value
	Count	Percent	Count	Percent	
.	39309	75.68	5149445	74.83	Did not answer
C	176	0.34	26075	0.38	Should be skipped
N	11249	21.66	1506164	21.89	Valid Skip
1	359	0.69	60225	0.88	Marked
2	849	1.63	139529	2.03	Not Marked

S03Y18B - claim problems, NNC:instrctn difficult					
Value	Unweighted		Weighted		Formatted Value
	Count	Percent	Count	Percent	
.	39309	75.68	5149445	74.83	Did not answer
C	2	0.00	689	0.01	Should be skipped
N	11423	21.99	1531550	22.26	Valid Skip
1	35	0.07	5773	0.08	Marked
2	1173	2.26	193982	2.82	Not Marked

S03Y18C - claim problems, NNC:dffcult obtaining form					
Value	Unweighted		Weighted		Formatted Value
	Count	Percent	Count	Percent	
.	39309	75.68	5149445	74.83	Did not answer
C	4	0.01	1043	0.02	Should be skipped
N	11421	21.99	1531197	22.25	Valid Skip
1	35	0.07	4717	0.07	Marked
2	1173	2.26	195037	2.83	Not Marked

S03Y18D - claim problems, NNC:>20 days to process					
Value	Unweighted		Weighted		Formatted Value
	Count	Percent	Count	Percent	
.	39309	75.68	5149445	74.83	Did not answer
C	5	0.01	1136	0.02	Should be skipped
N	11420	21.99	1531104	22.25	Valid Skip
1	93	0.18	17855	0.26	Marked
2	1115	2.15	181900	2.64	Not Marked

S03Y19A - prscrptn filled, NNC:other health insurance					
Value	Unweighted		Weighted		Formatted Value
	Count	Percent	Count	Percent	
.	39309	75.68	5149445	74.83	Did not answer
C	48	0.09	8254	0.12	Should be skipped
N	10195	19.63	1332646	19.37	Valid Skip
1	768	1.48	138010	2.01	Marked
2	1622	3.12	253084	3.68	Not Marked

S03Y19B - prscrptn filled, NNC:traveling					
Value	Unweighted		Weighted		Formatted Value
	Count	Percent	Count	Percent	
.	39309	75.68	5149445	74.83	Did not answer
C	5	0.01	407	0.01	Should be skipped
N	10238	19.71	1340493	19.48	Valid Skip
1	127	0.24	15837	0.23	Marked
2	2263	4.36	375256	5.45	Not Marked

S03Y19C - prscrptn filled, NNC:not conveniently located					
Value	Unweighted		Weighted		Formatted Value
	Count	Percent	Count	Percent	
.	39309	75.68	5149445	74.83	Did not answer
C	14	0.03	1970	0.03	Should be skipped
N	10229	19.69	1338930	19.46	Valid Skip
1	231	0.44	41790	0.61	Marked
2	2159	4.16	349303	5.08	Not Marked

S03Y19D - prscrptn filled, NNC:in network?					
Value	Unweighted		Weighted		Formatted Value
	Count	Percent	Count	Percent	
.	39309	75.68	5149445	74.83	Did not answer
C	18	0.03	3406	0.05	Should be skipped
N	10225	19.69	1337494	19.44	Valid Skip
1	256	0.49	46029	0.67	Marked
2	2134	4.11	345065	5.01	Not Marked

S03Y19E - prscrptn filled, NNC:prefer non-network pharmacy					
Value	Unweighted		Weighted		Formatted Value
	Count	Percent	Count	Percent	
.	39309	75.68	5149445	74.83	Did not answer
C	13	0.03	2287	0.03	Should be skipped
N	10230	19.70	1338614	19.45	Valid Skip
1	108	0.21	17178	0.25	Marked
2	2282	4.39	373915	5.43	Not Marked

S03Y19F - prscrptn filled, NNC:difference unknown					
Value	Unweighted		Weighted		Formatted Value
	Count	Percent	Count	Percent	
.	39309	75.68	5149445	74.83	Did not answer
C	101	0.19	14732	0.21	Should be skipped
N	10142	19.53	1326169	19.27	Valid Skip
1	477	0.92	81068	1.18	Marked
2	1913	3.68	310025	4.51	Not Marked

S03Y20 - Rating of NNC pharmacy where prescription filled					
Value	Unweighted		Weighted		Formatted Value
	Count	Percent	Count	Percent	
.	40117	77.23	5280184	76.73	Did not answer
A	7	0.01	1162	0.02	Invalid multiple responses
N	9967	19.19	1299276	18.88	No filled prscrptns at non-ntwrk phrmcy
C	370	0.71	54171	0.79	Should be skipped
0	10	0.02	1158	0.02	0
1	3	0.01	279	0.00	1
2	6	0.01	510	0.01	2
3	18	0.03	2880	0.04	3
4	18	0.03	2706	0.04	4
5	103	0.20	15877	0.23	5
6	82	0.16	11948	0.17	6
7	174	0.33	28297	0.41	7
8	310	0.60	50273	0.73	8
9	375	0.72	59084	0.86	9
10	382	0.74	73634	1.07	10

S03Y21 - In 1st 90 dys:prscrptn filled at Tricare mail order(TMO) phrmcy					
Value	Unweighted		Weighted		Formatted Value
	Count	Percent	Count	Percent	
.	39838	76.70	5233790	76.06	Did not answer
N	2399	4.62	308877	4.49	Valid skip
1	83	0.16	12792	0.19	Yes, new prescriptions only
2	230	0.44	50747	0.74	Yes, refills only
3	1382	2.66	235786	3.43	Yes, both new prescriptions and refills
4	8010	15.42	1039447	15.11	No

S03Y22 -
In lst 90 dys:How oftn filled prscrptn wait <=14dys, TMO

Value	Unweighted		Weighted		Formatted Value
	Count	Percent	Count	Percent	
.	40334	77.65	5307507	77.13	Did not answer
N	10747	20.69	1396735	20.30	Didn't order mail-order phrmcy drugs
A	6	0.01	589	0.01	Invalid multiple responses
C	38	0.07	7603	0.11	Should be skipped
1	192	0.37	27771	0.40	Never
2	41	0.08	6472	0.09	Sometimes
3	161	0.31	36369	0.53	Usually
4	423	0.81	98393	1.43	Always

S03Y23 -
In last 90 days:Order refills via Express Scripts website(ESW)

Value	Unweighted		Weighted		Formatted Value
	Count	Percent	Count	Percent	
.	39909	76.83	5247498	76.26	Did not answer
N	10409	20.04	1348324	19.59	Valid skip
1	253	0.49	55124	0.80	Yes
2	1371	2.64	230493	3.35	No

S03Y24 -
In last 90 days:Problem ordering refills via ESW

Value	Unweighted		Weighted		Formatted Value
	Count	Percent	Count	Percent	
.	39917	76.85	5249248	76.28	Did not answer
N	11414	21.97	1519816	22.09	Didn't try using Express Scripts website
A	3	0.01	890	0.01	Invalid multiple responses
C	366	0.70	59001	0.86	Should be skipped
1	34	0.07	6467	0.09	A big problem
2	31	0.06	5663	0.08	A small problem
3	177	0.34	40354	0.59	Not a problem

S03Y25 - Rating of Tricare mail order pharmacy					
Value	Unweighted		Weighted		Formatted Value
	Count	Percent	Count	Percent	
.	40004	77.02	5261718	76.46	Did not answer
A	10	0.02	1860	0.03	Invalid multiple responses
N	11153	21.47	1457540	21.18	No filled prscrptns at mail-order phrmcy
C	72	0.14	9937	0.14	Should be skipped
0	16	0.03	1999	0.03	0
1	9	0.02	2344	0.03	1
2	5	0.01	1070	0.02	2
3	10	0.02	1666	0.02	3
4	13	0.03	1837	0.03	4
5	37	0.07	6413	0.09	5
6	33	0.06	5802	0.08	6
7	62	0.12	11369	0.17	7
8	108	0.21	21664	0.31	8
9	162	0.31	34585	0.50	9
10	248	0.48	61634	0.90	10

S03G01 - Current mobilzd member of Natl Guard/Resv, or family member					
Value	Unweighted		Weighted		Formatted Value
	Count	Percent	Count	Percent	
.	45681	87.95	5952132	86.50	Did not answer
A	4	0.01	427	0.01	Invalid multiple responses
1	198	0.38	35851	0.52	Yes, mobilized reservist
2	275	0.53	32078	0.47	Yes, family member of reservist
3	5784	11.14	860950	12.51	No

S03G02 - Before rsvrst famly member was mobilized:covrd by civilian health insurance					
Value	Unweighted		Weighted		Formatted Value
	Count	Percent	Count	Percent	
.	45678	87.94	5951429	86.49	Did not answer
C	141	0.27	24465	0.36	Should be skipped
N	5841	11.25	872337	12.68	Valid skip
1	78	0.15	8922	0.13	Yes, own policy
2	159	0.31	18365	0.27	Yes, policy of reservist in family
3	45	0.09	5921	0.09	No

S03G03 - Reservist employer pay all/part of your civilian health insurance premium					
Value	Unweighted		Weighted		Formatted Value
	Count	Percent	Count	Percent	
.	45680	87.94	5951918	86.49	Did not answer
C	81	0.16	14474	0.21	Should be skipped
N	6024	11.60	897171	13.04	Valid skip
1	65	0.13	7622	0.11	Yes
2	92	0.18	10254	0.15	No

S03G04 - Describe coverage:TRICARE/Civilian					
Value	Unweighted		Weighted		Formatted Value
	Count	Percent	Count	Percent	
.	45651	87.89	5947615	86.43	Did not answer
D	17	0.03	2231	0.03	Don't know
C	143	0.28	24731	0.36	Should be skipped
N	5839	11.24	872070	12.67	Valid skip
1	118	0.23	13368	0.19	TRICARE only
2	72	0.14	8634	0.13	TRICARE and civilian coverage
3	102	0.20	12789	0.19	Civilian coverage only

S03G05 - Problem getting info about TRICARE benefits when reservist in family is mobilized					
Value	Unweighted		Weighted		Formatted Value
	Count	Percent	Count	Percent	
.	45656	87.90	5948191	86.44	Did not answer
N	5987	11.53	892483	12.97	Didn't try to get TRICARE information
C	117	0.23	18870	0.27	Should be skipped
1	29	0.06	3243	0.05	A big problem
2	39	0.08	4084	0.06	A small problem
3	114	0.22	14568	0.21	Not a problem

S03G06 - Personal Dr/Nurse is a member of TRICARE's Civilian network					
Value	Unweighted		Weighted		Formatted Value
	Count	Percent	Count	Percent	
.	45532	87.66	5925851	86.11	Did not answer
N	5915	11.39	877701	12.75	No personal doctor/nurse
C	192	0.37	33679	0.49	Should be skipped
1	163	0.31	26434	0.38	Yes
2	140	0.27	17774	0.26	No

S03G07 - Since reservist mobilzd:more difficult to see personal doctor you want to see					
Value	Unweighted		Weighted		Formatted Value
	Count	Percent	Count	Percent	
.	45651	87.89	5947879	86.43	Did not answer
N	6001	11.55	894020	12.99	No personal doctor
C	111	0.21	17479	0.25	Should be skipped
1	28	0.05	2958	0.04	More difficult
2	16	0.03	1665	0.02	Less difficult
3	135	0.26	17438	0.25	About the same

S03G08 - Since reservist mobilzd:more difficult to see specialist you want to see					
Value	Unweighted		Weighted		Formatted Value
	Count	Percent	Count	Percent	
.	45644	87.87	5946251	86.41	Did not answer
N	6049	11.65	900997	13.09	No need to see specialist
C	104	0.20	16811	0.24	Should be skipped
1	26	0.05	2478	0.04	More difficult
2	12	0.02	1763	0.03	Less difficult
3	107	0.21	13138	0.19	About the same

S03G09 - Before your currnt mobilization: Were you covered by civilian health insurance					
Value	Unweighted		Weighted		Formatted Value
	Count	Percent	Count	Percent	
.	45827	88.23	5969147	86.74	Did not answer
C	38	0.07	4930	0.07	Should be skipped
N	5840	11.24	867382	12.60	Valid skip
1	173	0.33	28060	0.41	Yes, own policy
2	25	0.05	4324	0.06	Yes, policy of family member
3	39	0.08	7596	0.11	No

S03G10 - Have you kept your civilian insurance coverage					
Value	Unweighted		Weighted		Formatted Value
	Count	Percent	Count	Percent	
.	45829	88.23	5969332	86.75	Did not answer
C	41	0.08	5899	0.09	Should be skipped
N	5901	11.36	878332	12.76	Valid skip
1	73	0.14	11836	0.17	Yes
2	98	0.19	16041	0.23	No

S03G11 - Your employer now pays all/part of your civilian health insurance premium					
Value	Unweighted		Weighted		Formatted Value
	Count	Percent	Count	Percent	
.	45837	88.25	5970478	86.76	Did not answer
C	37	0.07	6069	0.09	Should be skipped
N	5905	11.37	878162	12.76	Valid skip
1	72	0.14	10443	0.15	Yes
2	91	0.18	16287	0.24	No

S03G12 - For which operation are you or the reservist in family currently mobilizd					
Value	Unweighted		Weighted		Formatted Value
	Count	Percent	Count	Percent	
.	45652	87.89	5946332	86.41	Did not answer
A	45	0.09	7413	0.11	Invalid multiple responses
C	84	0.16	12906	0.19	Should be skipped
N	5700	10.97	848044	12.32	Valid skip
1	85	0.16	12636	0.18	Operation Noble Eagle
2	154	0.30	23295	0.34	Operation Enduring Freedom
3	175	0.34	23352	0.34	Operation Iraqi Freedom
4	47	0.09	7460	0.11	Another Operation

S03G13 - When were you or the reservist in your family mobilized for this operation					
Value	Unweighted		Weighted		Formatted Value
	Count	Percent	Count	Percent	
.	45692	87.97	5954123	86.52	Did not answer
A	1	0.00	208	0.00	Invalid multiple responses
C	27	0.05	3331	0.05	Should be skipped
N	5757	11.08	857619	12.46	Valid skip
1	45	0.09	5819	0.08	Less than 6 months
2	317	0.61	46062	0.67	At least 6 mnths, but <12 mnths
3	103	0.20	14277	0.21	12 months or more

S03G14 - How long did the initial mobilization orders state the mobilization would last					
Value	Unweighted		Weighted		Formatted Value
	Count	Percent	Count	Percent	
.	45701	87.98	5955532	86.54	Did not answer
C	24	0.05	2726	0.04	Should be skipped
N	5760	11.09	858224	12.47	Valid skip
1	15	0.03	1672	0.02	Less than 6 months
2	111	0.21	16068	0.23	At least 6 mnths, but <12 mnths
3	331	0.64	47217	0.69	12 months or more

FLAG_FIN - Final Disposition					
Value	Unweighted		Weighted		Formatted Value
	Count	Percent	Count	Percent	
1	51942	100.00	6881439	100.00	Returned survey

DUPFLAG - Multiple Response Indicator					
Value	Unweighted		Weighted		Formatted Value
	Count	Percent	Count	Percent	
NO	51035	98.25	6764882	98.31	NO
YES	907	1.75	116557	1.69	YES

ONTIME - Responded Within 8 weeks of Mail-Out					
Value	Unweighted		Weighted		Formatted Value
	Count	Percent	Count	Percent	
NO	1815	3.49	218157	3.17	NO
YES	50127	96.51	6663282	96.83	YES

TRICKDUP - Overtime and after fielding period indicator					
Value	Unweighted		Weighted		Formatted Value
	Count	Percent	Count	Percent	
	11632	22.39	1761568	25.60	
NO	40205	77.40	5105587	74.19	NO
YES	105	0.20	14284	0.21	YES

WEB - Web survey indicator					
Value	Unweighted		Weighted		Formatted Value
	Count	Percent	Count	Percent	
.	27677	53.28	3387877	49.23	.
0	22502	43.32	3277060	47.62	No
1	1763	3.39	216501	3.15	Yes

N1 - Coding Scheme Note 1					
Value	Unweighted		Weighted		Formatted Value
	Count	Percent	Count	Percent	
1	47998	92.41	6279108	91.25	1
2	373	0.72	50533	0.73	2
3	1519	2.92	215926	3.14	3
4	433	0.83	66207	0.96	4
5	1482	2.85	246022	3.58	5
6	137	0.26	23642	0.34	6

N2 - Coding Scheme Note 2					
Value	Unweighted		Weighted		Formatted Value
	Count	Percent	Count	Percent	
1	30523	58.76	3653175	53.09	1
2	549	1.06	68184	0.99	2
3	2682	5.16	445141	6.47	3
4	17492	33.68	2616791	38.03	4
5	673	1.30	95525	1.39	5
6	23	0.04	2622	0.04	6

N3 - Coding Scheme Note 3					
Value	Unweighted		Weighted		Formatted Value
	Count	Percent	Count	Percent	
1	31063	59.80	4454077	64.73	1
2	183	0.35	20644	0.30	2
3	2205	4.25	267955	3.89	3
4	17992	34.64	2073011	30.12	4
5	486	0.94	64762	0.94	5
6	13	0.03	990	0.01	6

N3A - Coding Scheme Note 3A					
Value	Unweighted		Weighted		Formatted Value
	Count	Percent	Count	Percent	
.	38768	74.64	5189425	75.41	.
1	4527	8.72	511348	7.43	1
2	1359	2.62	207508	3.02	2
3	28	0.05	4725	0.07	3
4	909	1.75	134423	1.95	4
5	5616	10.81	729839	10.61	5
6	735	1.42	104172	1.51	6

N4 - Coding Scheme Note 4					
Value	Unweighted		Weighted		Formatted Value
	Count	Percent	Count	Percent	
1	26584	51.18	3649993	53.04	1
2	168	0.32	25611	0.37	2
3	1448	2.79	191389	2.78	3
4	23025	44.33	2908856	42.27	4
5	709	1.36	104451	1.52	5
6	8	0.02	1137	0.02	6

N5 - Coding Scheme Note 5					
Value	Unweighted		Weighted		Formatted Value
	Count	Percent	Count	Percent	
1	26649	51.31	3685428	53.56	1
2	86	0.17	12399	0.18	2
3	1345	2.59	198852	2.89	3
4	23294	44.85	2900286	42.15	4
5	558	1.07	83367	1.21	5
6	10	0.02	1107	0.02	6

N5A - Coding Scheme Note 5A					
Value	Unweighted		Weighted		Formatted Value
	Count	Percent	Count	Percent	
.	38768	74.64	5189425	75.41	.
1	5772	11.11	692717	10.07	1
3	486	0.94	73902	1.07	3
4	5	0.01	326	0.00	4
5	6500	12.51	867469	12.61	5
6	411	0.79	57600	0.84	6

N6 - Coding Scheme Note 6					
Value	Unweighted		Weighted		Formatted Value
	Count	Percent	Count	Percent	
1	28677	55.21	3808558	55.35	1
2	197	0.38	29501	0.43	2
3	1480	2.85	200902	2.92	3
4	21024	40.48	2759259	40.10	4
5	555	1.07	82299	1.20	5
6	9	0.02	920	0.01	6

N7 - Coding Scheme Note 7					
Value	Unweighted		Weighted		Formatted Value
	Count	Percent	Count	Percent	
1	40569	78.10	5350888	77.76	1
2	151	0.29	25129	0.37	2
3	1345	2.59	191066	2.78	3
4	9308	17.92	1230703	17.88	4
5	553	1.06	80937	1.18	5
6	16	0.03	2715	0.04	6

N8 - Coding Scheme Note 8					
Value	Unweighted		Weighted		Formatted Value
	Count	Percent	Count	Percent	
1	20575	39.61	2710984	39.40	1
2	124	0.24	18166	0.26	2
3	3023	5.82	430941	6.26	3
4	27677	53.28	3641492	52.92	4
5	526	1.01	78109	1.14	5
6	17	0.03	1747	0.03	6

N9 - Coding Scheme Note 9					
Value	Unweighted		Weighted		Formatted Value
	Count	Percent	Count	Percent	
1	7114	13.70	970361	14.10	1
2	33	0.06	5927	0.09	2
3	43790	84.31	5751904	83.59	3
4	249	0.48	42231	0.61	4
5	10	0.02	878	0.01	5
6	746	1.44	110138	1.60	6

N9A - Coding Scheme Note 9A					
Value	Unweighted		Weighted		Formatted Value
	Count	Percent	Count	Percent	
.	38768	74.64	5189425	75.41	.
1	1815	3.49	242484	3.52	1
2	6977	13.43	901916	13.11	2
3	7	0.01	569	0.01	3
4	444	0.85	60805	0.88	4
5	3703	7.13	448150	6.51	5
6	224	0.43	37691	0.55	6
7	4	0.01	398	0.01	7

N9B - Coding Scheme Note 9B					
Value	Unweighted		Weighted		Formatted Value
	Count	Percent	Count	Percent	
.	38768	74.64	5189425	75.41	.
1	1208	2.33	178233	2.59	1
2	63	0.12	10827	0.16	2
3	207	0.40	27205	0.40	3
4	11605	22.34	1463392	21.27	4
5	89	0.17	12183	0.18	5
6	2	0.00	173	0.00	6

N9C - Coding Scheme Note 9C					
Value	Unweighted		Weighted		Formatted Value
	Count	Percent	Count	Percent	
.	38768	74.64	5189425	75.41	.
1	2100	4.04	269609	3.92	1
2	21	0.04	3385	0.05	2
3	205	0.39	28758	0.42	3
4	10746	20.69	1376537	20.00	4
5	101	0.19	13687	0.20	5
6	1	0.00	38	0.00	6

N9D - Coding Scheme Note 9D					
Value	Unweighted		Weighted		Formatted Value
	Count	Percent	Count	Percent	
.	38768	74.64	5189425	75.41	.
1	214	0.41	36217	0.53	1
2	18	0.03	2695	0.04	2
3	897	1.73	122401	1.78	3
4	11938	22.98	1514184	22.00	4
5	106	0.20	16442	0.24	5
6	1	0.00	76	0.00	6

N9E - Coding Scheme Note 9E					
Value	Unweighted		Weighted		Formatted Value
	Count	Percent	Count	Percent	
.	39309	75.68	5149445	74.83	.
1	9257	17.82	1286563	18.70	1
2	2	0.00	167	0.00	2
3	938	1.81	132075	1.92	3
4	2396	4.61	308581	4.48	4
5	39	0.08	4479	0.07	5
6	1	0.00	129	0.00	6

N9F - Coding Scheme Note 9F					
Value	Unweighted		Weighted		Formatted Value
	Count	Percent	Count	Percent	
.	39309	75.68	5149445	74.83	.
1	2399	4.62	308877	4.49	1
2	4961	9.55	558765	8.12	2
3	1358	2.61	155499	2.26	3
4	3076	5.92	578440	8.41	4
5	78	0.15	11605	0.17	5
6	761	1.47	118808	1.73	6

N9G - Coding Scheme Note 9G					
Value	Unweighted		Weighted		Formatted Value
	Count	Percent	Count	Percent	
.	39309	75.68	5149445	74.83	.
1	2399	4.62	308877	4.49	1
2	2314	4.45	356349	5.18	2
3	609	1.17	96492	1.40	3
4	6570	12.65	851180	12.37	4
5	54	0.10	9088	0.13	5
6	687	1.32	110009	1.60	6

N9H - Coding Scheme Note 9H					
Value	Unweighted		Weighted		Formatted Value
	Count	Percent	Count	Percent	
.	39309	75.68	5149445	74.83	.
1	8969	17.27	1160057	16.86	1
2	1890	3.64	305863	4.44	2
4	173	0.33	23626	0.34	4
5	876	1.69	124856	1.81	5
6	723	1.39	117154	1.70	6
7	2	0.00	437	0.01	7

N9I - Coding Scheme Note 9I					
Value	Unweighted		Weighted		Formatted Value
	Count	Percent	Count	Percent	
.	39309	75.68	5149445	74.83	.
1	2399	4.62	308877	4.49	1
2	1323	2.55	215757	3.14	2
3	328	0.63	58504	0.85	3
4	7844	15.10	1032023	15.00	4
5	62	0.12	10476	0.15	5
6	677	1.30	106356	1.55	6

N9J - Coding Scheme Note 9J					
Value	Unweighted		Weighted		Formatted Value
	Count	Percent	Count	Percent	
.	39309	75.68	5149445	74.83	.
1	10243	19.72	1340900	19.49	1
2	268	0.52	49807	0.72	2
4	228	0.44	36296	0.53	4
5	1182	2.28	191339	2.78	5
6	712	1.37	113652	1.65	6

N9K - Coding Scheme Note 9K					
Value	Unweighted		Weighted		Formatted Value
	Count	Percent	Count	Percent	
.	39309	75.68	5149445	74.83	.
1	2399	4.62	308877	4.49	1
2	660	1.27	145506	2.11	2
3	11	0.02	2684	0.04	3
4	1035	1.99	153819	2.24	4
5	7999	15.40	1036762	15.07	5
6	529	1.02	84345	1.23	6

N9L - Coding Scheme Note 9L					
Value	Unweighted		Weighted		Formatted Value
	Count	Percent	Count	Percent	
.	39309	75.68	5149445	74.83	.
1	10409	20.04	1348324	19.59	1
2	223	0.43	48588	0.71	2
3	17	0.03	3987	0.06	3
4	30	0.06	6536	0.09	4
5	1353	2.60	226227	3.29	5
6	600	1.16	98053	1.42	6
7	1	0.00	279	0.00	7

N10 - Coding Scheme Note 10					
Value	Unweighted		Weighted		Formatted Value
	Count	Percent	Count	Percent	
.	37439	72.08	5185575	75.36	.
1	9620	18.52	927155	13.47	1
2	24	0.05	3735	0.05	2
3	433	0.83	64293	0.93	3
4	4358	8.39	691092	10.04	4
5	61	0.12	8324	0.12	5
6	7	0.01	1265	0.02	6

N12 - Coding Scheme Note 12					
Value	Unweighted		Weighted		Formatted Value
	Count	Percent	Count	Percent	
.	37439	72.08	5185575	75.36	.
1	8559	16.48	727647	10.57	1
2	613	1.18	92665	1.35	2
3	5240	10.09	863208	12.54	3
4	87	0.17	11699	0.17	4
5	4	0.01	645	0.01	5

N13 - Coding Scheme Note 13					
Value	Unweighted		Weighted		Formatted Value
	Count	Percent	Count	Percent	
1	28824	55.49	3871952	56.27	1
2	894	1.72	115127	1.67	2
3	13484	25.96	1704124	24.76	3
4	7085	13.64	922480	13.41	4
5	1031	1.98	171695	2.50	5
6	121	0.23	15928	0.23	6
7	503	0.97	80134	1.16	7

N14 - Coding Scheme Note 14					
Value	Unweighted		Weighted		Formatted Value
	Count	Percent	Count	Percent	
1	25046	48.22	3676947	53.43	1
2	208	0.40	26845	0.39	2
3	13399	25.80	1494645	21.72	3
4	12965	24.96	1631975	23.72	4
5	298	0.57	48448	0.70	5
6	26	0.05	2579	0.04	6

N15 - Coding Scheme Note 15					
Value	Unweighted		Weighted		Formatted Value
	Count	Percent	Count	Percent	
1	14332	27.59	2033511	29.55	1
2	173	0.33	26922	0.39	2
3	1629	3.14	235930	3.43	3
4	34986	67.36	4464324	64.87	4
5	815	1.57	119963	1.74	5
6	7	0.01	790	0.01	6

N16 - Coding Scheme Note 16					
Value	Unweighted		Weighted		Formatted Value
	Count	Percent	Count	Percent	
1	16697	32.15	2207884	32.08	1
2	243	0.47	35779	0.52	2
3	2146	4.13	308927	4.49	3
4	31961	61.53	4208840	61.16	4
5	883	1.70	118973	1.73	5
6	12	0.02	1035	0.02	6

N17 - Coding Scheme Note 17					
Value	Unweighted		Weighted		Formatted Value
	Count	Percent	Count	Percent	
1	6590	12.69	908463	13.20	1
2	126	0.24	17526	0.25	2
3	1004	1.93	148264	2.15	3
4	43501	83.75	5704547	82.90	4
5	708	1.36	101455	1.47	5
6	13	0.03	1185	0.02	6

N18 - Coding Scheme Note 18					
Value	Unweighted		Weighted		Formatted Value
	Count	Percent	Count	Percent	
1	12040	23.18	1519323	22.08	1
2	110	0.21	16879	0.25	2
3	4620	8.89	723291	10.51	3
4	34345	66.12	4496033	65.34	4
5	820	1.58	125198	1.82	5
6	7	0.01	715	0.01	6

N18A - Coding Scheme Note 18A					
Value	Unweighted		Weighted		Formatted Value
	Count	Percent	Count	Percent	
.	40310	77.61	5119871	74.40	.
1	275	0.53	32078	0.47	1
2	198	0.38	35851	0.52	2
3	5784	11.14	860950	12.51	3
4	167	0.32	27805	0.40	4
5	5208	10.03	804883	11.70	5

N18B - Coding Scheme Note 18B					
Value	Unweighted		Weighted		Formatted Value
	Count	Percent	Count	Percent	
.	40310	77.61	5119871	74.40	.
1	5982	11.52	896801	13.03	1
2	98	0.19	12112	0.18	2
3	61	0.12	6253	0.09	3
4	123	0.24	14844	0.22	4
5	5368	10.33	831557	12.08	5

N18C - Coding Scheme Note 18C					
Value	Unweighted		Weighted		Formatted Value
	Count	Percent	Count	Percent	
.	40310	77.61	5119871	74.40	.
1	5982	11.52	896801	13.03	1
2	190	0.37	22002	0.32	2
3	22	0.04	3003	0.04	3
4	7	0.01	688	0.01	4
5	72	0.14	8359	0.12	5
6	5359	10.32	830715	12.07	6

N18D - Coding Scheme Note 18D					
Value	Unweighted		Weighted		Formatted Value
	Count	Percent	Count	Percent	
.	40310	77.61	5119871	74.40	.
1	5878	11.32	872311	12.68	1
2	133	0.26	22271	0.32	2
4	40	0.08	5789	0.08	4
5	63	0.12	11905	0.17	5
6	5517	10.62	849276	12.34	6
7	1	0.00	15	0.00	7

N19 - Coding Scheme Note 19					
Value	Unweighted		Weighted		Formatted Value
	Count	Percent	Count	Percent	
1	775	1.49	107046	1.56	1
2	7395	14.24	991883	14.41	2
3	3734	7.19	561809	8.16	3
4	8996	17.32	1337418	19.44	4
5	1408	2.71	182013	2.64	5
6	22	0.04	3498	0.05	6
7	27	0.05	5296	0.08	7
8	8	0.02	769	0.01	8
9	421	0.81	59683	0.87	9
10	42	0.08	5309	0.08	10
11	85	0.16	12156	0.18	11
12	363	0.70	49275	0.72	12
13	302	0.58	41313	0.60	13
14	568	1.09	77697	1.13	14
15	1709	3.29	226596	3.29	15
16	17	0.03	2373	0.03	16
17	20	0.04	2208	0.03	17
18	1153	2.22	126275	1.84	18
19	24081	46.36	2967584	43.12	19
20	3	0.01	177	0.00	20
21	8	0.02	1077	0.02	21
22	10	0.02	1020	0.01	22
23	1	0.00	313	0.00	23
24	8	0.02	2057	0.03	24
25	10	0.02	1543	0.02	25
26	772	1.49	114421	1.66	26
29	3	0.01	452	0.01	29
30	1	0.00	179	0.00	30

N19A - Coding Scheme Note 19A					
Value	Unweighted		Weighted		Formatted Value
	Count	Percent	Count	Percent	
.	37439	72.08	5185575	75.36	.
1	1385	2.67	154373	2.24	1
2	614	1.18	82721	1.20	2
3	12504	24.07	1458769	21.20	3

N20A - Coding Scheme Note 20A					
Value	Unweighted		Weighted		Formatted Value
	Count	Percent	Count	Percent	
.	37439	72.08	5185575	75.36	.
1	233	0.45	18781	0.27	1
2	31	0.06	2602	0.04	2
3	230	0.44	18788	0.27	3
4	14009	26.97	1655693	24.06	4

N20B - Coding Scheme Note 20B					
Value	Unweighted		Weighted		Formatted Value
	Count	Percent	Count	Percent	
1	22	0.04	2749	0.04	1
2	264	0.51	39736	0.58	2
3	25	0.05	3677	0.05	3
4	262	0.50	38567	0.56	4
5	67	0.13	8816	0.13	5
6	133	0.26	19532	0.28	6
9	22437	43.20	3126685	45.44	9
10	2	0.00	25	0.00	10
11	53	0.10	8385	0.12	11
12	2131	4.10	320229	4.65	12
13	104	0.20	14485	0.21	13
14	24677	47.51	3079400	44.75	14
15	11	0.02	1627	0.02	15
16	194	0.37	25910	0.38	16
17	1525	2.94	185759	2.70	17
18	35	0.07	5856	0.09	18

N20C - Coding Scheme Note 20C					
Value	Unweighted		Weighted		Formatted Value
	Count	Percent	Count	Percent	
1	25090	48.30	3522471	51.19	1
2	1749	3.37	215344	3.13	2
3	25103	48.33	3143623	45.68	3

N20D - Coding Scheme Note 20D					
Value	Unweighted		Weighted		Formatted Value
	Count	Percent	Count	Percent	
1	22872	44.03	3188843	46.34	1
2	2218	4.27	333628	4.85	2
3	26852	51.70	3358968	48.81	3

N21 - Coding Scheme Note 21					
Value	Unweighted		Weighted		Formatted Value
	Count	Percent	Count	Percent	
1	25090	48.30	3522471	51.19	1
2	15511	29.86	2224307	32.32	2
3	10511	20.24	1011990	14.71	3
4	14	0.03	2125	0.03	4
5	6	0.01	402	0.01	5
6	264	0.51	42301	0.61	6
7	172	0.33	17979	0.26	7
8	374	0.72	59864	0.87	8

N22 - Coding Scheme Note 22					
Value	Unweighted		Weighted		Formatted Value
	Count	Percent	Count	Percent	
1	25090	48.30	3522471	51.19	1
2	874	1.68	82950	1.21	2
3	1645	3.17	164622	2.39	3
4	23273	44.81	2950848	42.88	4
5	15	0.03	1430	0.02	5
6	964	1.86	147818	2.15	6
7	81	0.16	11300	0.16	7

N23 - Coding Scheme Note 23					
Value	Unweighted		Weighted		Formatted Value
	Count	Percent	Count	Percent	
.	38768	74.64	5189425	75.41	.
1	5362	10.32	726982	10.56	1
2	4	0.01	792	0.01	2
3	1391	2.68	187650	2.73	3
4	6306	12.14	758294	11.02	4
5	111	0.21	18294	0.27	5

MISS_1 - Count of: Violates Skip Pattern					
Value	Unweighted		Weighted		Formatted Value
	Count	Percent	Count	Percent	
0	51942	100.00	6881439	100.00	0 times

MISS_4 - Count of: Incomplete grid error					
Value	Unweighted		Weighted		Formatted Value
	Count	Percent	Count	Percent	
0	51942	100.00	6881439	100.00	0 times

MISS_5 - Count of: Scalable response of Don't know					
Value	Unweighted		Weighted		Formatted Value
	Count	Percent	Count	Percent	
0	30552	58.82	4113918	59.78	0 times
1	13874	26.71	1791724	26.04	1 time
2	5039	9.70	657164	9.55	2 times
3	1769	3.41	225087	3.27	3 times
4	524	1.01	69822	1.01	4 times
5	134	0.26	16954	0.25	5 times
6	36	0.07	4061	0.06	6 times
7	10	0.02	2142	0.03	7 times
8	4	0.01	568	0.01	8 times

MISS_6 -**Count of: Not applicable - valid skip**

Value	Unweighted		Weighted		Formatted Value
	Count	Percent	Count	Percent	
0	6660	12.82	832937	12.10	0 times
1	8957	17.24	1215840	17.67	1 time
2	6455	12.43	880305	12.79	2 times
3	4470	8.61	609246	8.85	3 times
4	4956	9.54	589378	8.56	4 times
5	6449	12.42	797804	11.59	5 times
6	4819	9.28	680861	9.89	6 times
7	2829	5.45	398030	5.78	7 times
8	1694	3.26	224920	3.27	8 times
9	1067	2.05	147084	2.14	9 times
10	785	1.51	111562	1.62	10 times
11	564	1.09	76652	1.11	11 times
12	385	0.74	55858	0.81	12 times
13	309	0.59	43167	0.63	13 times
14	242	0.47	31899	0.46	14 times
15	196	0.38	24139	0.35	15 times
16	185	0.36	25544	0.37	16 times
17	152	0.29	21531	0.31	17 times
18	104	0.20	14024	0.20	18 times
19	112	0.22	15402	0.22	19 times
20	76	0.15	10833	0.16	20 times
21	74	0.14	14330	0.21	21 times
22	64	0.12	8793	0.13	22 times
23	55	0.11	8851	0.13	23 times
24	47	0.09	6920	0.10	24 times
25	36	0.07	5350	0.08	25 times
26	32	0.06	5632	0.08	26 times
27	29	0.06	5138	0.07	27 times
28	17	0.03	1438	0.02	28 times
29	21	0.04	2877	0.04	29 times
30	12	0.02	766	0.01	30 times
31	12	0.02	2031	0.03	31 times
32	8	0.02	1232	0.02	32 times
33	14	0.03	2183	0.03	33 times
34	9	0.02	1031	0.01	34 times
35	10	0.02	1668	0.02	35 times
36	5	0.01	596	0.01	36 times
37	2	0.00	282	0.00	37 times
38	4	0.01	980	0.01	38 times
39	3	0.01	363	0.01	39 times
40 -- 45	22	0.04	3965	0.06	40 or more times

MISS_7 -					
Count of: Out-of-range error					
Value	Unweighted		Weighted		Formatted Value
	Count	Percent	Count	Percent	
0	51942	100.00	6881439	100.00	0 times

MISS_8 -					
Count of: Multiple response error					
Value	Unweighted		Weighted		Formatted Value
	Count	Percent	Count	Percent	
0	43241	83.25	5664198	82.31	0 times
1	6525	12.56	919137	13.36	1 time
2	1516	2.92	204034	2.96	2 times
3	390	0.75	52873	0.77	3 times
4	121	0.23	17520	0.25	4 times
5	56	0.11	7647	0.11	5 times
6	37	0.07	6716	0.10	6 times
7	20	0.04	2648	0.04	7 times
8	10	0.02	1652	0.02	8 times
9	10	0.02	926	0.01	9 times
10	5	0.01	669	0.01	10 times
11	2	0.00	101	0.00	11 times
12	1	0.00	380	0.01	12 times
13	2	0.00	391	0.01	13 times
14	2	0.00	2155	0.03	14 times
15	1	0.00	79	0.00	15 times
17	1	0.00	98	0.00	17 times
25	1	0.00	140	0.00	25 times
42	1	0.00	76	0.00	40 or more times

MISS_9 -						
Count of: No response - invalid skip						
Value	Unweighted		Weighted		Formatted Value	
	Count	Percent	Count	Percent		
0	5	0.01	461	0.01	0 times	
1	12	0.02	1414	0.02	1 time	
2	27	0.05	3300	0.05	2 times	
3	40	0.08	4631	0.07	3 times	
4	66	0.13	8957	0.13	4 times	
5	63	0.12	8047	0.12	5 times	
6	101	0.19	11335	0.16	6 times	
7	122	0.23	13646	0.20	7 times	
8	203	0.39	26686	0.39	8 times	
9	225	0.43	27368	0.40	9 times	
10	348	0.67	39798	0.58	10 times	
11	414	0.80	54011	0.78	11 times	
12	574	1.11	73854	1.07	12 times	
13	679	1.31	84266	1.22	13 times	
14	867	1.67	110294	1.60	14 times	
15	967	1.86	123476	1.79	15 times	
16	1096	2.11	145295	2.11	16 times	
17	1387	2.67	182009	2.64	17 times	
18	1550	2.98	203652	2.96	18 times	
19	1681	3.24	206241	3.00	19 times	
20	1824	3.51	243600	3.54	20 times	
21	1974	3.80	263279	3.83	21 times	
22	2057	3.96	283238	4.12	22 times	
23	2214	4.26	301480	4.38	23 times	
24	2295	4.42	314898	4.58	24 times	
25	2331	4.49	311314	4.52	25 times	
26	2389	4.60	309318	4.49	26 times	
27	2263	4.36	301837	4.39	27 times	
28	2195	4.23	284537	4.13	28 times	
29	2039	3.93	274278	3.99	29 times	
30	1890	3.64	248299	3.61	30 times	
31	1814	3.49	242210	3.52	31 times	
32	1571	3.02	201595	2.93	32 times	
33	1493	2.87	197229	2.87	33 times	
34	1274	2.45	166927	2.43	34 times	
35	1177	2.27	156344	2.27	35 times	
36	1011	1.95	131078	1.90	36 times	
37	867	1.67	119215	1.73	37 times	
38	809	1.56	107485	1.56	38 times	
39	746	1.44	102303	1.49	39 times	
40 -- 91	7282	14.02	992235	14.42	40 or more times	

MISS_TOT - Total number of missing responses						
Value	Unweighted		Weighted		Formatted Value	
	Count	Percent	Count	Percent		
2	1	0.00	30	0.00	2 times	
3	1	0.00	64	0.00	3 times	
4	4	0.01	361	0.01	4 times	
5	13	0.03	1519	0.02	5 times	
6	14	0.03	1335	0.02	6 times	
7	29	0.06	2634	0.04	7 times	
8	35	0.07	3013	0.04	8 times	
9	58	0.11	5972	0.09	9 times	
10	108	0.21	13321	0.19	10 times	
11	128	0.25	14954	0.22	11 times	
12	174	0.33	19181	0.28	12 times	
13	281	0.54	33968	0.49	13 times	
14	325	0.63	39847	0.58	14 times	
15	435	0.84	50229	0.73	15 times	
16	559	1.08	67820	0.99	16 times	
17	691	1.33	85779	1.25	17 times	
18	822	1.58	105098	1.53	18 times	
19	957	1.84	124822	1.81	19 times	
20	1127	2.17	144907	2.11	20 times	
21	1254	2.41	155001	2.25	21 times	
22	1385	2.67	190892	2.77	22 times	
23	1502	2.89	193769	2.82	23 times	
24	1728	3.33	228726	3.32	24 times	
25	1858	3.58	253782	3.69	25 times	
26	1849	3.56	245009	3.56	26 times	
27	1996	3.84	260805	3.79	27 times	
28	2008	3.87	266353	3.87	28 times	
29	2043	3.93	280005	4.07	29 times	
30	2057	3.96	281320	4.09	30 times	
31	2109	4.06	287603	4.18	31 times	
32	2063	3.97	276673	4.02	32 times	
33	1994	3.84	255021	3.71	33 times	
34	1949	3.75	250480	3.64	34 times	
35	1806	3.48	236368	3.43	35 times	
36	1671	3.22	222859	3.24	36 times	
37	1559	3.00	202710	2.95	37 times	
38	1436	2.76	191082	2.78	38 times	
39	1319	2.54	174799	2.54	39 times	
40 -- 94	12594	24.25	1713331	24.90	40 or more times	

FNSTATUS - Final Status					
Value	Unweighted		Weighted		Formatted Value
	Count	Percent	Count	Percent	
11	51942	100.00	6881439	100.00	Elig,return complete

KEYCOUNT - Number of Key Questions Answered					
Value	Unweighted		Weighted		Formatted Value
	Count	Percent	Count	Percent	
14	42	0.08	5959	0.09	14
15	66	0.13	10553	0.15	15
16	180	0.35	25112	0.36	16
17	104	0.20	14977	0.22	17
18	149	0.29	23215	0.34	18
19	278	0.54	45072	0.65	19
20	276	0.53	43588	0.63	20
21	325	0.63	49017	0.71	21
22	468	0.90	68569	1.00	22
23	831	1.60	123081	1.79	23
24	1442	2.78	202535	2.94	24
25	3192	6.15	442679	6.43	25
26	9677	18.63	1290289	18.75	26
27	34912	67.21	4536794	65.93	27

QUARTER - Survey Quarter					
Value	Unweighted		Weighted		Formatted Value
	Count	Percent	Count	Percent	
Q1 2003	14503	27.92	1695864	24.64	Q1 2003
Q2 2003	13174	25.36	1692013	24.59	Q2 2003
Q3 2003	12633	24.32	1731994	25.17	Q3 2003
Q4 2003	11632	22.39	1761568	25.60	Q4 2003

XENRLLMT - Enrollment in TRICARE Prime					
Value	Unweighted		Weighted		Formatted Value
	Count	Percent	Count	Percent	
.	385	0.74	51220	0.74	Missing/Unknown
1	14551	28.01	1725328	25.07	Active Duty - under 65
2	17295	33.30	1635294	23.76	Enrolled - under 65
3	10875	20.94	1758647	25.56	Not enrolled - under 65
4	8836	17.01	1710949	24.86	Not enrolled - 65 or over

XENR_PCM - Enrollment by PCM type					
Value	Unweighted		Weighted		Formatted Value
	Count	Percent	Count	Percent	
.	385	0.74	51220	0.74	Missing/Unknown
1	14551	28.01	1725328	25.07	Active Duty - under 65
2	15325	29.50	1205189	17.51	Enrolled - under 65, Mil PCM
3	1970	3.79	430105	6.25	Enrolled - under 65, Civ PCM
4	10875	20.94	1758647	25.56	Not enrolled - under 65
5	8836	17.01	1710949	24.86	Not enrolled - 65 or over

XINS_COV - Insurance Coverage					
Value	Unweighted		Weighted		Formatted Value
	Count	Percent	Count	Percent	
.	2421	4.66	349660	5.08	Missing/Unknown
1	14551	28.01	1725328	25.07	Prime-under 65 Active Duty
2	16183	31.16	1508783	21.93	Prime-under 65 Non-active Duty
3	3120	6.01	496154	7.21	Standard/Extra
4	7125	13.72	1352932	19.66	Medicare
5	6925	13.33	1162627	16.90	Other Insurance
7	534	1.03	69798	1.01	TRICARE Plus
8	1083	2.09	216156	3.14	Veterans Administration (VA)

XREGION - Region					
Value	Unweighted		Weighted		Formatted Value
	Count	Percent	Count	Percent	
.	30	0.06	20324	0.30	Missing data
1	7236	13.93	909862	13.22	Northeast
2	3882	7.47	671322	9.76	Mid-Atlantic
3	6226	11.99	885087	12.86	Southeast
4	4281	8.24	503689	7.32	Gulfsouth
5	3474	6.69	579900	8.43	Heartland
6	6242	12.02	811971	11.80	Southwest
7	2916	5.61	313345	4.55	Central 7
8	5139	9.89	583723	8.48	Central 8
9	2588	4.98	472870	6.87	Southern California
10	1410	2.71	211873	3.08	Golden Gate
11	2336	4.50	326065	4.74	Northwest
12	1434	2.76	109263	1.59	Hawaii
13	1957	3.77	203775	2.96	Europe
14	1618	3.12	156274	2.27	Western Pacific Command
15	363	0.70	74465	1.08	TRICARE Latin America
16	810	1.56	47631	0.69	Alaska

XCATCH - Catchment Area (Reporting)					
Value	Unweighted		Weighted		Formatted Value
	Count	Percent	Count	Percent	
1	258	0.50	7890	0.11	Fox AHC
3	397	0.76	24808	0.36	Lyster ACH
4	445	0.86	11497	0.17	42nd Med Grp-Maxwell
5	221	0.43	11971	0.17	Bassett ACH
6	477	0.92	27255	0.40	3rd Med Grp-Elmendorf
8	367	0.71	10867	0.16	R W Bliss AHC
9	592	1.14	68921	1.00	56th Med Grp-Luke
10	399	0.77	17901	0.26	355th Med Grp-Davis Monthan
13	375	0.72	11770	0.17	314th Med Grp-Little Rock
14	662	1.27	78869	1.15	60th Med Grp-Travis
15	33	0.06	4178	0.06	9th Med Grp-Beale
18	137	0.26	6583	0.10	30th Med Grp- Vandenberg
19	137	0.26	6508	0.09	95th Med Grp-Edwards
24	537	1.03	107870	1.57	NH Camp Pendleton
28	354	0.68	24385	0.35	NH LeMoore
29	617	1.19	198895	2.89	NMC San Diego
30	360	0.69	20042	0.29	NH Twentynine Palms
32	426	0.82	49103	0.71	Evans ACH
33	527	1.01	54562	0.79	10th Med Grp-USAF

34	24	0.05	1419	0.02	Academy USCG Clinic New London
35	194	0.37	10109	0.15	NACC Groton
36	413	0.80	10865	0.16	436th Med Grp-Dover
37	659	1.27	54748	0.80	Walter Reed AMC
38	562	1.08	74031	1.08	NH Pensacola
39	639	1.23	114896	1.67	NH Jacksonville
42	541	1.04	52772	0.77	96th Med Grp-Eglin
43	388	0.75	11104	0.16	325th Med Grp-Tyndall
45	763	1.47	86697	1.26	6th Med Grp-MacDill
46	451	0.87	13136	0.19	45th Med Grp-Patrick
47	489	0.94	58718	0.85	Eisenhower AMC
48	447	0.86	57551	0.84	Martin ACH
49	406	0.78	54591	0.79	Winn ACH
50	42	0.08	8663	0.13	347th Med Grp-Moody
51	395	0.76	13584	0.20	78th Med Grp-Robins
52	535	1.03	69011	1.00	Tripler AMC
53	378	0.73	10642	0.15	366th Med Grp- Mountain Home
55	575	1.11	45447	0.66	375th Med Grp-Scott
56	453	0.87	51672	0.75	NH Great Lakes
57	397	0.76	26609	0.39	Irwin ACH
58	300	0.58	12115	0.18	Munson AHC
59	275	0.53	8458	0.12	22nd Med Grp- McConnell
60	451	0.87	63154	0.92	Blanchfield ACH
61	523	1.01	50343	0.73	Ireland ACH
62	325	0.63	12086	0.18	2nd Med Grp-Barksdale
64	326	0.63	20510	0.30	Bayne-Jones ACH
66	474	0.91	49818	0.72	89th Med Grp-Andrews
67	668	1.29	79653	1.16	NNMC Bethesda
68	62	0.12	7975	0.12	NMCL Patuxent River
69	420	0.81	32198	0.47	Kimbrough Amb Car Cen-Ft Meade
73	440	0.85	41604	0.60	81st Med Grp-Keesler
74	118	0.23	3573	0.05	14th Med Grp- Columbus
75	424	0.82	25842	0.38	L. Wood ACH
76	165	0.32	6691	0.10	509th Med Grp- Whiteman
77	154	0.30	7446	0.11	341st Med Grp- Malmstrom
78	524	1.01	35101	0.51	55th Med Grp-Offutt
79	515	0.99	55799	0.81	99th Med Grp- O'Callaghan Hosp
81	76	0.15	3940	0.06	Patterson AHC
83	273	0.53	15143	0.22	377th Med Grp-Kirtland
84	74	0.14	10548	0.15	49th Med Grp-Holloman
85	86	0.17	5038	0.07	27th Med Grp-Cannon
86	454	0.87	25158	0.37	Keller ACH
89	550	1.06	112901	1.64	Womack AMC
90	335	0.64	10305	0.15	4th Med Grp-Seymour Johnson
91	469	0.90	64663	0.94	NH Camp Lejeune
92	379	0.73	24069	0.35	NH Cherry Point
93	75	0.14	5163	0.08	319th Med Grp-Grand

					Forks
94	128	0.25	8559	0.12	5th Med Grp-Minot
95	500	0.96	43363	0.63	74th Med Grp-Wright-Patterson
96	265	0.51	18023	0.26	72nd Med Grp-Tinker
97	33	0.06	4243	0.06	97th Med Grp-Altus
98	320	0.62	36148	0.53	Reynolds ACH
100	178	0.34	9513	0.14	NACC Newport
101	390	0.75	20037	0.29	20th Med Grp-Shaw
103	427	0.82	41338	0.60	NH Charleston
104	372	0.72	22939	0.33	NH Beaufort
105	408	0.79	44871	0.65	Moncrief ACH
106	171	0.33	7585	0.11	28th Med Grp-Ellsworth
108	387	0.75	43726	0.64	William Beaumont AMC
109	559	1.08	63828	0.93	Brooke AMC
110	547	1.05	105512	1.53	Darnall ACH
112	238	0.46	12152	0.18	7th Med Grp-Dyess
113	359	0.69	17717	0.26	82nd Med Grp-Sheppard
114	28	0.05	5860	0.09	47th Med Grp-Laughlin
117	425	0.82	73862	1.07	59th Med Wing-Lackland
118	385	0.74	13504	0.20	NH Corpus Christi
119	249	0.48	12211	0.18	75th Med Grp-Hill
120	520	1.00	41357	0.60	1st Med Grp-Langley
121	436	0.84	41734	0.61	McDonald ACH
122	80	0.15	10330	0.15	Kenner AHC
123	788	1.52	107233	1.56	Dewitt ACH
124	640	1.23	212951	3.09	NMC Portsmouth
125	613	1.18	108212	1.57	Madigan AMC
126	434	0.84	42610	0.62	NH Bremerton
127	399	0.77	20905	0.30	NH Oak Harbor
128	369	0.71	10211	0.15	92nd Med Grp-Fairchild
129	145	0.28	6397	0.09	90th Med Grp-F.E. Warren
130	18	0.03	1331	0.02	USCG Clinic Kodiak
131	268	0.52	9170	0.13	Weed ACH
203	85	0.16	6398	0.09	354th Med Grp-Eielson
248	138	0.27	6463	0.09	61st Med Squad-Los Angeles
280	415	0.80	17978	0.26	NMCL Pearl Harbor
287	438	0.84	9174	0.13	15th Med Grp-Hickam
306	93	0.18	7139	0.10	NMCL Annapolis
310	183	0.35	6164	0.09	66th Med Grp-Hanscom
321	204	0.39	7127	0.10	NACC Portsmouth NH
326	308	0.59	15893	0.23	305th Med Grp-McGuire
330	251	0.48	18805	0.27	Guthrie AHC
335	37	0.07	8896	0.13	43rd Med Grp-Pope
338	75	0.14	2232	0.03	71st Med Grp-Vance
356	96	0.18	10229	0.15	437th Med Grp-Charleston
363	28	0.05	3119	0.05	311th Med Squad-Brooks
364	125	0.24	6297	0.09	17th Med Grp-Goodfellow
366	410	0.79	15554	0.23	12th Med Grp-Randolph
385	357	0.69	17189	0.25	NMCL Quantico

2003 HEALTH CARE SURVEY OF DOD BENEFICIARIES – FINAL

395	49	0.09	9096	0.13	62nd Med Grp-McChord
413	70	0.13	8732	0.13	11th Med Grp-Bolling
416	14	0.03	545	0.01	Mobile USCG Clinic
417	3	0.01	264	0.00	Ketchikan USCG Clinic
418	12	0.02	1755	0.03	USCG Clinic Alameda
419	4	0.01	568	0.01	Petaluma USCG Clinic
420	11	0.02	966	0.01	USCG Clinic Dist of Columbia
421	3	0.01	614	0.01	USCG Clinic Air Station Miami
422	12	0.02	2498	0.04	Clearwater USCG Clinic
423	5	0.01	630	0.01	New Orleans USCG Clinic
425	27	0.05	930	0.01	USCG Clinic Cape Cod
426	14	0.03	508	0.01	Boston USCG Clinic
428	16	0.03	964	0.01	Cape May USCG Clinic
430	5	0.01	1549	0.02	Elizabeth City USCG Clinic
432	14	0.03	1531	0.02	Portsmouth USCG Clinic
433	4	0.01	393	0.01	Yorktown USCG Clinic
434	1	0.00	153	0.00	Port Angeles USCG Clinic
435	12	0.02	1636	0.02	Seattle USCG Clinic
606	252	0.49	37517	0.55	Heidelberg Meddac
607	297	0.57	31632	0.46	Landstuhl Regional Medcen
609	212	0.41	35010	0.51	Wuerzburg Meddac
610	45	0.09	3198	0.05	USA Meddac-Camp Zama
612	282	0.54	39713	0.58	121st Gen Hosp-Seoul
615	20	0.04	659	0.01	NH Guantanamo Bay
616	228	0.44	7906	0.11	NH Roosevelt Roads- Ceiba
617	76	0.15	7549	0.11	NH Naples
618	50	0.10	4652	0.07	NH Rota
620	229	0.44	10343	0.15	NH Guam-Agana
621	195	0.38	24673	0.36	NH Okinawa
622	253	0.49	28822	0.42	NH Yokosuka
623	38	0.07	3989	0.06	NH Keflavik
624	53	0.10	5524	0.08	NH Sigonella
629	21	0.04	2021	0.03	65th Med Grp-Lajes
633	228	0.44	18513	0.27	48th Med Grp- Lakenheath
635	26	0.05	2559	0.04	39th Med Grp-Incirlik
637	17	0.03	1136	0.02	8th Med Grp-Kunsan AB
638	145	0.28	9674	0.14	51st Med Grp-Osan AB
639	78	0.15	5346	0.08	35th Med Grp-Misawa
640	153	0.29	11427	0.17	374th Med Grp-Yokota AB
802	55	0.11	2609	0.04	36th Med Grp-Andersen
804	139	0.27	7524	0.11	18th Med Grp-Kadena AB
805	297	0.57	9857	0.14	52nd Med Grp- Spangdahlem
806	306	0.59	16274	0.24	86th Med Grp-Ramstein

2003 HEALTH CARE SURVEY OF DOD BENEFICIARIES – FINAL

808	48	0.09	7534	0.11	31st Med Grp-Aviano
825	8	0.02	753	0.01	425th ABS Med Flight-Izmir
5197	4	0.01	151	0.00	USCG Clinic San Juan
7042	15	0.03	583	0.01	Air Station Borinquen
7043	7	0.01	1422	0.02	USCG Clinic Honolulu
7044	4	0.01	277	0.00	USCG Clinic Juneau
7045	15	0.03	390	0.01	USCG Clinic North Bend
7047	2	0.00	135	0.00	USCG Clinic Sitka
7139	411	0.79	11660	0.17	16th Med Grp-Hurlburt Field
7200	89	0.17	3774	0.05	460 MDS-Buckley AFB
8931	22	0.04	1826	0.03	NMCL London
8982	3	0.01	147	0.00	AHC Bad Aibling
9901	1292	2.49	432814	6.29	Out of Catchment Region 01
9902	413	0.80	140643	2.04	Out of Catchment Region 02
9903	898	1.73	337222	4.90	Out of Catchment Region 03
9904	695	1.34	261706	3.80	Out of Catchment Region 04
9905	972	1.87	325921	4.74	Out of Catchment Region 05
9906	1286	2.48	377435	5.48	Out of Catchment Region 06
9907	223	0.43	85401	1.24	Out of Catchment Region 07
9908	840	1.62	314957	4.58	Out of Catchment Region 08
9909	394	0.76	117340	1.71	Out of Catchment Region 09
9910	345	0.66	102118	1.48	Out of Catchment Region 10
9911	444	0.85	132853	1.93	Out of Catchment Region 11
9912	39	0.08	11677	0.17	Out of Catchment Region 12
9913	20	0.04	18417	0.27	Out of Catchment Europe
9914	27	0.05	11810	0.17	Out of Catchment Asia
9915	96	0.18	65166	0.95	Out of Catchment Latin America
9999	30	0.06	20324	0.30	9999

CONUS - CONUS/OCONUS Indicator					
Value	Unweighted		Weighted		Formatted Value
	Count	Percent	Count	Percent	
.	30	0.06	20324	0.30	Invlid/Missng Add
0	3938	7.58	434515	6.31	Not in CONUS
1	47974	92.36	6426600	93.39	In CONUS

OUTCATCH - Out of Catchment Area Indicator					
Value	Unweighted		Weighted		Formatted Value
	Count	Percent	Count	Percent	
.	30	0.06	20324	0.30	Unknown
0	43928	84.57	4125635	59.95	Catchment areas
1	7984	15.37	2735479	39.75	Out of catchment areas

XSEXA - Male or Female (Recode)						
Value	Unweighted		Weighted		Formatted Value	
	Count	Percent	Count	Percent		
1	25090	48.30	3522471	51.19	Male	
2	26852	51.70	3358968	48.81	Female	

XBNFGRP - Constructed Beneficiary Group						
Value	Unweighted		Weighted		Formatted Value	
	Count	Percent	Count	Percent		
.	81	0.16	4135	0.06	Missing/Unknown	
1	14551	28.01	1725328	25.07	Active Duty <65	
2	11518	22.17	938939	13.64	Family of Active <65	
3	16956	32.64	2502086	36.36	Ret/Surv/Fam <65	
4	8836	17.01	1710949	24.86	Ret/Surv/Fam 65+	

KDISENRL - Intention to disenroll						
Value	Unweighted		Weighted		Formatted Value	
	Count	Percent	Count	Percent		
.	16758	32.26	2945125	42.80	Missing/Unknown/NA	
1	1907	3.67	221910	3.22	Yes	
2	33277	64.07	3714404	53.98	No	

KMILOFFC - Office wait of 15 min or more at Military facility						
Value	Unweighted		Weighted		Formatted Value	
	Count	Percent	Count	Percent		
.	27576	53.09	4583234	66.60	Missing/Unknown/NA	
1	7605	14.64	764052	11.10	Yes	
2	16761	32.27	1534153	22.29	No	

KCIVOFFC - Office wait of 15 min or more at Civilian facility					
Value	Unweighted		Weighted		Formatted Value
	Count	Percent	Count	Percent	
.	33714	64.91	3612460	52.50	Missing/Unknown/NA
1	6236	12.01	1105692	16.07	Yes
2	11992	23.09	2163287	31.44	No

KBGPRB1 - Big problem getting referrals to specialist					
Value	Unweighted		Weighted		Formatted Value
	Count	Percent	Count	Percent	
.	25407	48.91	3266395	47.47	Missing/Unknown/NA
1	2755	5.30	344038	5.00	Yes
2	23780	45.78	3271006	47.53	No

KBGPRB2 - Big problem getting necessary care					
Value	Unweighted		Weighted		Formatted Value
	Count	Percent	Count	Percent	
.	8421	16.21	1170291	17.01	Missing/Unknown/NA
1	2320	4.47	271009	3.94	Yes
2	41201	79.32	5440139	79.06	No

KMILOPQY - Outpatient visits to Military facility					
Value	Unweighted		Weighted		Formatted Value
	Count	Percent	Count	Percent	
A	79	0.15	7101	0.10	Mult response
.	1196	2.30	159738	2.32	No response
1	26237	50.51	4408357	64.06	None
2	3368	6.48	316155	4.59	1 visit
3	5256	10.12	494187	7.18	2 visits
4	4949	9.53	459350	6.68	3 visits
5	3811	7.34	351092	5.10	4 visits
6	5009	9.64	474697	6.90	5 to 9 visits
7	2037	3.92	210762	3.06	10 or more visits

KCIVOPQY - Outpatient visits to Civilian facility					
Value	Unweighted		Weighted		Formatted Value
	Count	Percent	Count	Percent	
A	67	0.13	10122	0.15	Mult response
.	1318	2.54	208182	3.03	No response
1	32305	62.19	3386526	49.21	None
2	2046	3.94	370154	5.38	1 visit
3	3216	6.19	579210	8.42	2 visits
4	3178	6.12	578471	8.41	3 visits
5	3040	5.85	562052	8.17	4 visits
6	4371	8.42	790067	11.48	5 to 9 visits
7	2401	4.62	396656	5.76	10 or more visits

KCIVINS - Beneficiary covered by civilian insurance					
Value	Unweighted		Weighted		Formatted Value
	Count	Percent	Count	Percent	
1	10073	19.39	1632046	23.72	Yes
2	41869	80.61	5249393	76.28	No

KPRSCPTN - 7 or more civilian prescriptions filled by military pharmacy					
Value	Unweighted		Weighted		Formatted Value
	Count	Percent	Count	Percent	
.	24676	47.51	3548280	51.56	Missing/Unknown/NA
1	3376	6.50	457203	6.64	Yes
2	23890	45.99	2875955	41.79	No

KBRSTCR - Women age 40 and over ever had mammogram and breast exam					
Value	Unweighted		Weighted		Formatted Value
	Count	Percent	Count	Percent	
.	37170	71.56	4757179	69.13	Missing/Unknown/NA
1	13926	26.81	2002186	29.10	Yes
2	846	1.63	122074	1.77	No

HP_PRNTL - Pregnant in last year received care in 1st trimester					
Value	Unweighted		Weighted		Formatted Value
	Count	Percent	Count	Percent	
.	49571	95.44	6653002	96.68	Missing/Unknown/3 mnths prg now
1	2083	4.01	196377	2.85	Yes
2	288	0.55	32060	0.47	No

HP_MAMOG - Women age 40 and over mammography in past 2 years					
Value	Unweighted		Weighted		Formatted Value
	Count	Percent	Count	Percent	
.	37094	71.41	4742009	68.91	Missing/Unknown/NA
1	12368	23.81	1766097	25.66	Yes
2	2480	4.77	373333	5.43	No

HP_MAM50 - Women age 50 and over mammography in past 2 years					
Value	Unweighted		Weighted		Formatted Value
	Count	Percent	Count	Percent	
.	41798	80.47	5240580	76.16	Missing/Unknown/NA
1	8741	16.83	1391918	20.23	Yes
2	1403	2.70	248941	3.62	No

HP_PAP - All women Pap smear in last 3 years					
Value	Unweighted		Weighted		Formatted Value
	Count	Percent	Count	Percent	
.	25797	49.67	3624303	52.67	Missing/Unknown/NA
1	23407	45.06	2831149	41.14	Yes
2	2738	5.27	425987	6.19	No

HP_BP - Blood pressure check in last 2 years know results					
Value	Unweighted		Weighted		Formatted Value
	Count	Percent	Count	Percent	
.	1106	2.13	165761	2.41	Unknown
1	46835	90.17	6196030	90.04	Yes
2	4001	7.70	519648	7.55	No

HP_FLU - Age 65 and older flu shot in last 12 months					
Value	Unweighted		Weighted		Formatted Value
	Count	Percent	Count	Percent	
.	42952	82.69	5162093	75.01	Missing/Unknown/NA
1	6354	12.23	1221197	17.75	Yes
2	2636	5.07	498148	7.24	No

HP_PROS - Men age 50 or over prostate exam in last 12 months					
Value	Unweighted		Weighted		Formatted Value
	Count	Percent	Count	Percent	
.	41004	78.94	5039852	73.24	Missing/Unknown/NA
1	7152	13.77	1228103	17.85	Yes
2	3786	7.29	613484	8.92	No

HP_GP - General physical exam in last 12 months					
Value	Unweighted		Weighted		Formatted Value
	Count	Percent	Count	Percent	
.	37607	72.40	5208429	75.69	Missing/Unknown/NA
1	8036	15.47	961493	13.97	Yes
2	6299	12.13	711517	10.34	No

HP_BRST - Women age 40 and over breast exam in last 12 months					
Value	Unweighted		Weighted		Formatted Value
	Count	Percent	Count	Percent	
.	37113	71.45	4748958	69.01	Missing/Unknown/NA
1	10077	19.40	1428362	20.76	Yes
2	4752	9.15	704119	10.23	No

HP_CHOL - Cholesterol screening in last 5 years					
Value	Unweighted		Weighted		Formatted Value
	Count	Percent	Count	Percent	
.	904	1.74	130596	1.90	Missing/Unknown/NA
1	41234	79.38	5574514	81.01	Yes
2	9804	18.87	1176328	17.09	No

HP_SMOKE - Advised to quit smoking in last 12 months					
Value	Unweighted		Weighted		Formatted Value
	Count	Percent	Count	Percent	
.	43341	83.44	5742644	83.45	Missing/Unknown/NA
1	5753	11.08	739668	10.75	Yes
2	2848	5.48	399126	5.80	No

HP_SMOKH - Smoker under HEDIS definition					
Value	Unweighted		Weighted		Formatted Value
	Count	Percent	Count	Percent	
.	1778	3.42	250193	3.64	Did not answer
1	9381	18.06	1246405	18.11	Yes
2	40783	78.52	5384840	78.25	No

HP_CESS - Had smoking cessation counseling					
Value	Unweighted		Weighted		Formatted Value
	Count	Percent	Count	Percent	
.	44732	86.12	5940116	86.32	Did not answer
1	5208	10.03	666534	9.69	Yes
2	2002	3.85	274789	3.99	No

ADJ_CELL - Adjusted STRATUM cell					
Value	Unweighted		Weighted		Formatted Value
	Count	Percent	Count	Percent	
101	98	0.19	3624	0.05	101
102	85	0.16	2101	0.03	102
104	207	0.40	6283	0.09	104
301	76	0.15	4633	0.07	301
302	78	0.15	3999	0.06	302
304	82	0.16	3497	0.05	304
305	78	0.15	6709	0.10	305
306	83	0.16	5971	0.09	306
401	189	0.36	3989	0.06	401
402	124	0.24	3187	0.05	402
404	132	0.25	4322	0.06	404
501	162	0.31	12202	0.18	501
502	48	0.09	4647	0.07	502
504	123	0.24	3528	0.05	504
601	138	0.27	7845	0.11	601
602	107	0.21	6488	0.09	602
604	84	0.16	5945	0.09	604
605	148	0.28	6978	0.10	605
801	128	0.25	4011	0.06	801
802	85	0.16	2570	0.04	802
804	154	0.30	4285	0.06	804
901	75	0.14	8000	0.12	901
902	141	0.27	6466	0.09	902
904	95	0.18	13753	0.20	904
905	109	0.21	16666	0.24	905
906	172	0.33	24036	0.35	906
1001	150	0.29	6937	0.10	1001
1002	84	0.16	4039	0.06	1002
1004	165	0.32	6926	0.10	1004
1301	183	0.35	5482	0.08	1301
1302	88	0.17	2865	0.04	1302
1304	104	0.20	3423	0.05	1304
1401	116	0.22	16814	0.24	1401
1402	280	0.54	27479	0.40	1402
1405	119	0.23	14898	0.22	1405
1406	196	0.38	26179	0.38	1406
1901	220	0.42	9327	0.14	1901

1902	100	0.19	5010	0.07	1902
1904	92	0.18	5217	0.08	1904
2401	106	0.20	39348	0.57	2401
2402	173	0.33	21661	0.31	2402
2404	134	0.26	26540	0.39	2404
2406	124	0.24	20321	0.30	2406
2901	154	0.30	72898	1.06	2901
2902	93	0.18	26402	0.38	2902
2903	67	0.13	6418	0.09	2903
2904	92	0.18	27562	0.40	2904
2905	211	0.41	65615	0.95	2905
3001	119	0.23	19342	0.28	3001
3002	146	0.28	8275	0.12	3002
3004	296	0.57	10509	0.15	3004
3006	153	0.29	6301	0.09	3006
3201	91	0.18	17825	0.26	3201
3202	112	0.22	9111	0.13	3202
3204	74	0.14	9078	0.13	3204
3205	149	0.29	13088	0.19	3205
3301	124	0.24	13872	0.20	3301
3302	87	0.17	7534	0.11	3302
3304	141	0.27	14157	0.21	3304
3305	82	0.16	9781	0.14	3305
3306	93	0.18	9218	0.13	3306
3501	215	0.41	12286	0.18	3501
3502	98	0.19	4894	0.07	3502
3504	83	0.16	3861	0.06	3504
3601	150	0.29	4350	0.06	3601
3602	79	0.15	2260	0.03	3602
3604	184	0.35	4255	0.06	3604
3701	206	0.40	17694	0.26	3701
3702	186	0.36	4677	0.07	3702
3704	80	0.15	6206	0.09	3704
3705	198	0.38	27137	0.39	3705
3801	135	0.26	28342	0.41	3801
3802	180	0.35	9980	0.15	3802
3804	82	0.16	12525	0.18	3804
3805	82	0.16	12213	0.18	3805
3806	95	0.18	13470	0.20	3806
3901	165	0.32	36602	0.53	3901
3902	156	0.30	21115	0.31	3902
3904	125	0.24	23399	0.34	3904
3905	131	0.25	24933	0.36	3905
3906	107	0.21	18125	0.26	3906
4201	85	0.16	9957	0.14	4201
4202	153	0.29	7561	0.11	4202
4204	92	0.18	10070	0.15	4204
4205	104	0.20	12983	0.19	4205
4206	107	0.21	12202	0.18	4206
4301	148	0.28	3858	0.06	4301
4302	79	0.15	2346	0.03	4302
4304	161	0.31	4901	0.07	4304
4501	92	0.18	8980	0.13	4501
4502	150	0.29	7276	0.11	4502
4504	124	0.24	17921	0.26	4504
4505	158	0.30	20508	0.30	4505
4506	239	0.46	32014	0.47	4506

4601	100	0.19	2774	0.04	4601
4602	86	0.17	1980	0.03	4602
4604	265	0.51	8382	0.12	4604
4701	147	0.28	18239	0.27	4701
4702	63	0.12	9008	0.13	4702
4704	126	0.24	14723	0.21	4704
4705	70	0.13	7772	0.11	4705
4706	83	0.16	8977	0.13	4706
4901	183	0.35	48180	0.70	4901
4902	223	0.43	19459	0.28	4902
4904	155	0.30	16748	0.24	4904
4905	292	0.56	27756	0.40	4905
5101	192	0.37	5739	0.08	5101
5102	93	0.18	3348	0.05	5102
5104	110	0.21	4498	0.07	5104
5201	163	0.31	30704	0.45	5201
5202	163	0.31	14248	0.21	5202
5204	147	0.28	14096	0.20	5204
5206	69	0.13	11386	0.17	5206
5301	123	0.24	4308	0.06	5301
5302	73	0.14	2333	0.03	5302
5304	75	0.14	2298	0.03	5304
5305	107	0.21	1703	0.02	5305
5501	131	0.25	8918	0.13	5501
5502	153	0.29	6654	0.10	5502
5504	96	0.18	9274	0.13	5504
5505	102	0.20	11701	0.17	5505
5506	93	0.18	8900	0.13	5506
5601	112	0.22	24092	0.35	5601
5602	130	0.25	6078	0.09	5602
5604	131	0.25	13509	0.20	5604
5606	80	0.15	7994	0.12	5606
5701	105	0.20	12663	0.18	5701
5702	75	0.14	5913	0.09	5702
5704	69	0.13	3433	0.05	5704
5705	148	0.28	4599	0.07	5705
5801	212	0.41	7907	0.11	5801
5802	127	0.24	5063	0.07	5802
5804	126	0.24	5836	0.08	5804
5901	145	0.28	4697	0.07	5901
5902	86	0.17	2696	0.04	5902
5904	119	0.23	3297	0.05	5904
6001	100	0.19	27502	0.40	6001
6002	132	0.25	14723	0.21	6002
6004	77	0.15	7888	0.11	6004
6005	142	0.27	13040	0.19	6005
6101	121	0.23	18564	0.27	6101
6102	137	0.26	6087	0.09	6102
6104	88	0.17	7227	0.11	6104
6105	92	0.18	10077	0.15	6105
6106	85	0.16	8389	0.12	6106
6201	149	0.29	5725	0.08	6201
6202	72	0.14	2883	0.04	6202
6204	104	0.20	3478	0.05	6204
6401	80	0.15	9559	0.14	6401
6402	57	0.11	4584	0.07	6402
6404	69	0.13	3310	0.05	6404

6405	125	0.24	3687	0.05	6405
6601	144	0.28	17419	0.25	6601
6602	173	0.33	11367	0.17	6602
6604	95	0.18	13258	0.19	6604
6605	194	0.37	24481	0.36	6605
6701	141	0.27	25080	0.36	6701
6702	218	0.42	9191	0.13	6702
6704	83	0.16	10341	0.15	6704
6705	118	0.23	18118	0.26	6705
6706	108	0.21	16924	0.25	6706
6901	242	0.47	18447	0.27	6901
6902	113	0.22	8747	0.13	6902
6904	158	0.30	12144	0.18	6904
7301	101	0.19	12575	0.18	7301
7302	69	0.13	5898	0.09	7302
7304	98	0.19	8380	0.12	7304
7305	172	0.33	14752	0.21	7305
7501	110	0.21	12165	0.18	7501
7502	74	0.14	3993	0.06	7502
7504	90	0.17	4944	0.07	7504
7505	150	0.29	4739	0.07	7505
7801	137	0.26	8322	0.12	7801
7802	97	0.19	5627	0.08	7802
7804	96	0.18	7420	0.11	7804
7805	108	0.21	7841	0.11	7805
7806	86	0.17	5890	0.09	7806
7901	76	0.15	8370	0.12	7901
7902	72	0.14	5907	0.09	7902
7904	101	0.19	11755	0.17	7904
7905	134	0.26	15622	0.23	7905
7906	132	0.25	14145	0.21	7906
8301	143	0.28	7781	0.11	8301
8302	75	0.14	4672	0.07	8302
8304	141	0.27	7729	0.11	8304
8601	110	0.21	8562	0.12	8601
8602	155	0.30	4048	0.06	8602
8604	163	0.31	8520	0.12	8604
8606	102	0.20	7969	0.12	8606
8901	176	0.34	49199	0.71	8901
8902	186	0.36	26761	0.39	8902
8904	74	0.14	15216	0.22	8904
8905	83	0.16	19009	0.28	8905
8906	73	0.14	13160	0.19	8906
9001	131	0.25	4534	0.07	9001
9002	83	0.16	2452	0.04	9002
9004	121	0.23	3319	0.05	9004
9101	86	0.17	32989	0.48	9101
9102	90	0.17	12698	0.18	9102
9103	64	0.12	2297	0.03	9103
9104	153	0.29	12664	0.18	9104
9106	76	0.15	4016	0.06	9106
9201	66	0.13	9019	0.13	9201
9202	80	0.15	4824	0.07	9202
9204	233	0.45	10226	0.15	9204
9501	110	0.21	7099	0.10	9501
9502	82	0.16	5488	0.08	9502
9504	113	0.22	11881	0.17	9504

2003 HEALTH CARE SURVEY OF DOD BENEFICIARIES – FINAL

9505	85	0.16	9026	0.13	9505
9506	110	0.21	9869	0.14	9506
9601	230	0.44	15712	0.23	9601
9602	128	0.25	7838	0.11	9602
9604	110	0.21	8196	0.12	9604
9801	85	0.16	15805	0.23	9801
9802	66	0.13	7765	0.11	9802
9804	66	0.13	7317	0.11	9804
9805	136	0.26	9504	0.14	9805
10101	87	0.17	6270	0.09	10101
10102	72	0.14	3229	0.05	10102
10104	82	0.16	3506	0.05	10104
10105	71	0.14	3503	0.05	10105
10106	78	0.15	3529	0.05	10106
10301	97	0.19	14200	0.21	10301
10302	158	0.30	6298	0.09	10302
10304	82	0.16	8861	0.13	10304
10305	97	0.19	12374	0.18	10305
10306	89	0.17	9835	0.14	10306
10401	62	0.12	11326	0.16	10401
10402	73	0.14	3735	0.05	10402
10404	237	0.46	7878	0.11	10404
10501	77	0.15	13695	0.20	10501
10504	147	0.28	12921	0.19	10504
10505	91	0.18	8436	0.12	10505
10506	93	0.18	9819	0.14	10506
10801	103	0.20	16404	0.24	10801
10802	111	0.21	9506	0.14	10802
10804	158	0.30	17822	0.26	10804
10806	89	0.17	10543	0.15	10806
10901	87	0.17	9312	0.14	10901
10902	136	0.26	7174	0.10	10902
10904	123	0.24	16465	0.24	10904
10905	241	0.46	33996	0.49	10905
11001	153	0.29	46075	0.67	11001
11002	170	0.33	22990	0.33	11002
11004	89	0.17	14876	0.22	11004
11005	63	0.12	12556	0.18	11005
11006	72	0.14	9015	0.13	11006
11201	242	0.47	16678	0.24	11201
11202	149	0.29	6930	0.10	11202
11204	331	0.64	12559	0.18	11204
11701	96	0.18	26365	0.38	11701
11702	68	0.13	9070	0.13	11702
11704	102	0.20	18514	0.27	11704
11705	187	0.36	25773	0.37	11705
11801	194	0.37	6187	0.09	11801
11802	89	0.17	3362	0.05	11802
11804	102	0.20	3955	0.06	11804
11901	202	0.39	9105	0.13	11901
11902	98	0.19	5138	0.07	11902
11904	103	0.20	5414	0.08	11904
12001	131	0.25	13753	0.20	12001
12002	166	0.32	8770	0.13	12002
12004	71	0.14	5701	0.08	12004
12005	170	0.33	15058	0.22	12005
12101	95	0.18	13106	0.19	12101

12102	169	0.33	10018	0.15	12102
12104	76	0.15	10631	0.15	12104
12105	176	0.34	18311	0.27	12105
12301	118	0.23	16212	0.24	12301
12302	106	0.20	14154	0.21	12302
12303	103	0.20	3609	0.05	12303
12304	143	0.28	23878	0.35	12304
12305	195	0.38	30047	0.44	12305
12306	123	0.24	19334	0.28	12306
12401	176	0.34	82881	1.20	12401
12402	87	0.17	30016	0.44	12402
12403	98	0.19	12213	0.18	12403
12404	69	0.13	19976	0.29	12404
12405	130	0.25	44112	0.64	12405
12406	80	0.15	23753	0.35	12406
12501	163	0.31	34744	0.50	12501
12502	138	0.27	16744	0.24	12502
12504	119	0.23	22418	0.33	12504
12505	243	0.47	43555	0.63	12505
12601	109	0.21	14806	0.22	12601
12602	96	0.18	9556	0.14	12602
12604	85	0.16	8668	0.13	12604
12605	156	0.30	11216	0.16	12605
12701	88	0.17	8532	0.12	12701
12702	77	0.15	4170	0.06	12702
12704	66	0.13	3288	0.05	12704
12705	168	0.32	4916	0.07	12705
12801	143	0.28	3928	0.06	12801
12802	71	0.14	2036	0.03	12802
12804	170	0.33	4637	0.07	12804
12901	234	0.45	10035	0.15	12901
12902	80	0.15	3719	0.05	12902
12904	91	0.18	4002	0.06	12904
13101	110	0.21	4658	0.07	13101
13102	84	0.16	2605	0.04	13102
13104	74	0.14	1908	0.03	13104
28001	167	0.32	7633	0.11	28001
28002	168	0.32	8131	0.12	28002
28004	80	0.15	2215	0.03	28004
28701	231	0.44	4892	0.07	28701
28702	132	0.25	2936	0.04	28702
28704	75	0.14	1347	0.02	28704
32101	282	0.54	9992	0.15	32101
32102	69	0.13	2701	0.04	32102
32104	77	0.15	2036	0.03	32104
32601	184	0.35	11798	0.17	32601
32602	80	0.15	3053	0.04	32602
32604	60	0.12	2006	0.03	32604
33001	142	0.27	13014	0.19	33001
33002	109	0.21	5791	0.08	33002
36601	137	0.26	4335	0.06	36601
36602	80	0.15	3300	0.05	36602
36604	193	0.37	7919	0.12	36604
38501	153	0.29	7923	0.12	38501
38502	119	0.23	4677	0.07	38502
38504	85	0.16	4590	0.07	38504
60601	135	0.26	21868	0.32	60601

2003 HEALTH CARE SURVEY OF DOD BENEFICIARIES – FINAL

60602	117	0.23	15649	0.23	60602
60701	177	0.34	18937	0.28	60701
60702	120	0.23	12696	0.18	60702
60901	153	0.29	27870	0.41	60901
60902	107	0.21	14674	0.21	60902
61201	360	0.69	43983	0.64	61201
61202	84	0.16	6541	0.10	61202
61601	107	0.21	3978	0.06	61601
61604	160	0.31	5321	0.08	61604
61701	168	0.32	18346	0.27	61701
61702	104	0.20	8702	0.13	61702
62001	115	0.22	5836	0.08	62001
62002	66	0.13	2986	0.04	62002
62004	103	0.20	4130	0.06	62004
62201	305	0.59	40568	0.59	62201
62202	143	0.28	12928	0.19	62202
63301	142	0.27	11782	0.17	63301
63302	108	0.21	8557	0.12	63302
64001	243	0.47	17088	0.25	64001
64002	172	0.33	10406	0.15	64002
80501	188	0.36	5905	0.09	80501
80502	109	0.21	3952	0.06	80502
80601	198	0.38	10676	0.16	80601
80602	111	0.21	5745	0.08	80602
713901	250	0.48	7458	0.11	713901
713902	161	0.31	4203	0.06	713902
999002	173	0.33	115718	1.68	999002
999101	198	0.38	78353	1.14	999101
999102	92	0.18	29571	0.43	999102
999103	319	0.61	50381	0.73	999103
999104	158	0.30	53323	0.77	999104
999105	1059	2.04	368748	5.36	999105
999106	851	1.64	319002	4.64	999106
999201	113	0.22	46594	0.68	999201
999202	88	0.17	26535	0.39	999202
999203	152	0.29	28203	0.41	999203
999204	294	0.57	81448	1.18	999204
999205	835	1.61	248337	3.61	999205
999206	1026	1.98	310305	4.51	999206
999301	135	0.26	62197	0.90	999301
999302	80	0.15	29430	0.43	999302
999303	269	0.52	44104	0.64	999303
999304	199	0.38	77440	1.13	999304
999305	983	1.89	397958	5.78	999305
999306	990	1.91	388158	5.64	999306

BWT - Basic Sampling Weight					
Value	Unweighted		Weighted		Formatted Value
	Count	Percent	Count	Percent	
10.710 -- 31.516	5261	10.13	145388	2.11	Minimum to 10th Percentile
31.883 -- 54.486	7732	14.89	359829	5.23	>10th to 25th Percentile
54.610 -- 106.810	13094	25.21	990730	14.40	>25th to 50th Percentile
107.161 -- 284.417	12863	24.76	1801248	26.18	>50th to 75th Percentile
285.704 -- 714.284	7998	15.40	1728952	25.12	>75th to 90th Percentile
720.641 -- 1270.092	4994	9.61	1855292	26.96	>90th to 100th Percentile

WRWT - Final Weight					
Value	Unweighted		Weighted		Formatted Value
	Count	Percent	Count	Percent	
25.570 -- 109.692	5376	10.35	111743	1.62	Minimum to 10th Percentile
110.005 -- 168.464	7561	14.56	261421	3.80	>10th to 25th Percentile
168.500 -- 368.481	13059	25.14	816323	11.86	>25th to 50th Percentile
369.184 -- 668.265	12950	24.93	1627072	23.64	>50th to 75th Percentile
669.522 -- 1365.532	7860	15.13	1947758	28.30	>75th to 90th Percentile
1381.438 -- 8999.659	5136	9.89	2117121	30.77	>90th to 100th Percentile

CWRWT - Combined Annual Final Weight					
Value	Unweighted		Weighted		Formatted Value
	Count	Percent	Count	Percent	
6.392 -- 27.766	5496	10.58	115067	1.67	Minimum to 10th Percentile
27.913 -- 42.432	7693	14.81	268742	3.91	>10th to 25th Percentile
42.529 -- 92.609	12927	24.89	816777	11.87	>25th to 50th Percentile
92.688 -- 167.422	12869	24.78	1622502	23.58	>50th to 75th Percentile
167.669 -- 341.383	7821	15.06	1941230	28.21	>75th to 90th Percentile
345.359 -- 2249.915	5136	9.89	2117121	30.77	>90th to 100th Percentile

QUARTERLY FREQUENCIES

MPRID - Unique MPR Identifier										
Unweighted										
Value	Formatted Value	Q1		Q2		Q3		Q4		
		Count	Percent	Count	Percent	Count	Percent	Count	Percent	
00255397 -- 08732241	00000001--99999999	14503	100.00	13174	100.00	12633	100.00	11632	100.00	
Weighted										
Value	Formatted Value	Q1		Q2		Q3		Q4		
		Count	Percent	Count	Percent	Count	Percent	Count	Percent	
00255397 -- 08732241	00000001--99999999	6783456	100.00	6768054	100.00	6927975	100.00	7046270	100.00	

SVCSMPL - Branch of Service Sampling Variable											
Unweighted											
Value	Formatted Value	Count	Q1		Q2		Q3		Q4		
			Percent	Count	Percent	Count	Percent	Count	Percent		
1	Army	4695	32.37	4391	33.33	4199	33.24	3796	32.63		
2	Navy	2859	19.71	2695	20.46	2489	19.70	2325	19.99		
3	Marine Corps	916	6.32	835	6.34	781	6.18	718	6.17		
4	Air Force	5680	39.16	4914	37.30	4871	38.56	4471	38.44		
5	Coast Guard	280	1.93	275	2.09	230	1.82	259	2.23		
6	Other/Unknown	73	0.50	64	0.49	63	0.50	63	0.54		
Weighted											
Value	Formatted Value	Count	Q1		Q2		Q3		Q4		
			Percent	Count	Percent	Count	Percent	Count	Percent		
1	Army	2348058	34.61	2405337	35.54	2496052	36.03	2536305	36.00		
2	Navy	1630134	24.03	1712679	25.31	1664114	24.02	1679527	23.84		
3	Marine Corps	442734	6.53	458914	6.78	447979	6.47	475169	6.74		
4	Air Force	2200467	32.44	2016252	29.79	2158478	31.16	2150666	30.52		
5	Coast Guard	129031	1.90	136596	2.02	125775	1.82	166230	2.36		
6	Other/Unknown	33032	0.49	38276	0.57	35576	0.51	38373	0.54		

2003 HEALTH CARE SURVEY OF DOD BENEFICIARIES – FINAL

SEXSMPL - Sex Sampling Variable											
Unweighted											
Value	Formatted Value	Count	Q1 Percent	Count	Q2 Percent	Count	Q3 Percent	Count	Q4 Percent		
1	Male	7257	50.04	6371	48.36	6128	48.51	5671	48.75		
2	Female	7246	49.96	6803	51.64	6505	51.49	5961	51.25		
Weighted											
Value	Formatted Value	Count	Q1 Percent	Count	Q2 Percent	Count	Q3 Percent	Count	Q4 Percent		
1	Male	3561290	52.50	3508005	51.83	3529053	50.94	3705855	52.59		
2	Female	3222166	47.50	3260049	48.17	3398922	49.06	3340415	47.41		

STRATUM - Sampling STRATUM											
Unweighted											
Value	Formatted Value	Count	Q1 Percent	Count	Q2 Percent	Count	Q3 Percent	Count	Q4 Percent		
0000101	101	32	0.22	34	0.26	20	0.16	12	0.10		
0000102	102	23	0.16	24	0.18	19	0.15	19	0.16		
0000104	104	54	0.37	51	0.39	56	0.44	46	0.40		
0000301	301	20	0.14	22	0.17	18	0.14	16	0.14		
0000302	302	23	0.16	21	0.16	13	0.10	21	0.18		
0000304	304	21	0.14	21	0.16	21	0.17	19	0.16		
0000305	305	19	0.13	24	0.18	16	0.13	19	0.16		
0000306	306	22	0.15	16	0.12	22	0.17	23	0.20		
0000401	401	53	0.37	60	0.46	39	0.31	37	0.32		
0000402	402	35	0.24	38	0.29	26	0.21	25	0.21		
0000404	404	39	0.27	33	0.25	34	0.27	26	0.22		
0000501	501	41	0.28	45	0.34	31	0.25	45	0.39		
0000502	502	11	0.08	11	0.08	14	0.11	12	0.10		
0000504	504	5	0.03	17	0.13	18	0.14	15	0.13		
0000505	505	14	0.10	23	0.17	18	0.14	13	0.11		
0000601	601	45	0.31	31	0.24	33	0.26	29	0.25		
0000602	602	29	0.20	28	0.21	32	0.25	18	0.15		
0000604	604	19	0.13	22	0.17	21	0.17	22	0.19		
0000605	605	26	0.18	17	0.13	12	0.09	18	0.15		
0000606	606	18	0.12	20	0.15	20	0.16	17	0.15		
0000801	801	39	0.27	27	0.20	36	0.28	26	0.22		
0000802	802	19	0.13	24	0.18	23	0.18	19	0.16		
0000804	804	43	0.30	39	0.30	37	0.29	35	0.30		
0000901	901	26	0.18	17	0.13	17	0.13	15	0.13		
0000902	902	19	0.13	17	0.13	12	0.09	16	0.14		
0000903	903	13	0.09	18	0.14	20	0.16	26	0.22		
0000904	904	27	0.19	21	0.16	28	0.22	19	0.16		
0000905	905	31	0.21	29	0.22	24	0.19	25	0.21		
0000906	906	42	0.29	46	0.35	41	0.32	43	0.37		
0001001	1001	40	0.28	37	0.28	42	0.33	31	0.27		
0001002	1002	23	0.16	22	0.17	20	0.16	19	0.16		
0001004	1004	44	0.30	39	0.30	47	0.37	35	0.30		
0001301	1301	63	0.43	50	0.38	37	0.29	33	0.28		
0001302	1302	23	0.16	22	0.17	20	0.16	23	0.20		
0001304	1304	32	0.22	23	0.17	21	0.17	28	0.24		

2003 HEALTH CARE SURVEY OF DOD BENEFICIARIES – FINAL

0001401	1401	29	0.20	27	0.20	29	0.23	31	0.27
0001402	1402	20	0.14	21	0.16	23	0.18	15	0.13
0001403	1403	16	0.11	23	0.17	21	0.17	15	0.13
0001404	1404	35	0.24	36	0.27	27	0.21	28	0.24
0001405	1405	34	0.23	30	0.23	30	0.24	25	0.21
0001406	1406	48	0.33	56	0.43	45	0.36	47	0.40
0001901	1901	58	0.40	51	0.39	54	0.43	57	0.49
0001902	1902	23	0.16	27	0.20	25	0.20	25	0.21
0001904	1904	25	0.17	24	0.18	22	0.17	21	0.18
0002401	2401	30	0.21	19	0.14	27	0.21	30	0.26
0002402	2402	25	0.17	27	0.20	23	0.18	30	0.26
0002403	2403	22	0.15	18	0.14	14	0.11	14	0.12
0002404	2404	17	0.12	22	0.17	20	0.16	17	0.15
0002405	2405	19	0.13	12	0.09	13	0.10	14	0.12
0002406	2406	35	0.24	36	0.27	26	0.21	27	0.23
0002801	2801	20	0.14	13	0.10	8	0.06	14	0.12
0002802	2802	20	0.14	20	0.15	16	0.13	13	0.11
0002804	2804	22	0.15	23	0.17	24	0.19	16	0.14
0002805	2805	18	0.12	19	0.14	18	0.14	16	0.14
0002806	2806	23	0.16	20	0.15	16	0.13	15	0.13
0002901	2901	45	0.31	40	0.30	45	0.36	24	0.21
0002902	2902	22	0.15	28	0.21	21	0.17	22	0.19
0002903	2903	15	0.10	16	0.12	19	0.15	17	0.15
0002904	2904	23	0.16	25	0.19	22	0.17	22	0.19
0002905	2905	30	0.21	23	0.17	17	0.13	20	0.17
0002906	2906	31	0.21	31	0.24	27	0.21	32	0.28
0003001	3001	18	0.12	14	0.11	19	0.15	13	0.11
0003002	3002	23	0.16	18	0.14	24	0.19	12	0.10
0003004	3004	24	0.17	17	0.13	17	0.13	12	0.10
0003005	3005	19	0.13	20	0.15	20	0.16	11	0.09
0003006	3006	23	0.16	19	0.14	21	0.17	16	0.14
0003201	3201	24	0.17	22	0.17	22	0.17	23	0.20
0003202	3202	18	0.12	22	0.17	17	0.13	12	0.10
0003203	3203	18	0.12	9	0.07	4	0.03	12	0.10
0003204	3204	23	0.16	14	0.11	18	0.14	19	0.16
0003205	3205	15	0.10	17	0.13	21	0.17	16	0.14
0003206	3206	19	0.13	19	0.14	22	0.17	20	0.17
0003301	3301	32	0.22	33	0.25	39	0.31	20	0.17
0003302	3302	28	0.19	23	0.17	25	0.20	11	0.09
0003304	3304	48	0.33	37	0.28	27	0.21	29	0.25
0003305	3305	27	0.19	21	0.16	16	0.13	18	0.15
0003306	3306	25	0.17	24	0.18	25	0.20	19	0.16
0003501	3501	66	0.46	51	0.39	46	0.36	52	0.45
0003502	3502	22	0.15	29	0.22	23	0.18	24	0.21
0003504	3504	22	0.15	20	0.15	18	0.14	23	0.20
0003601	3601	39	0.27	37	0.28	33	0.26	41	0.35
0003602	3602	28	0.19	16	0.12	16	0.13	19	0.16
0003604	3604	28	0.19	29	0.22	21	0.17	24	0.21
0003606	3606	24	0.17	19	0.14	19	0.15	20	0.17
0003701	3701	56	0.39	54	0.41	56	0.44	40	0.34
0003702	3702	25	0.17	24	0.18	20	0.16	30	0.26
0003703	3703	20	0.14	29	0.22	24	0.19	14	0.12
0003704	3704	24	0.17	21	0.16	19	0.15	16	0.14
0003705	3705	22	0.15	24	0.18	20	0.16	17	0.15
0003706	3706	33	0.23	25	0.19	31	0.25	26	0.22
0003801	3801	39	0.27	31	0.24	30	0.24	35	0.30
0003802	3802	25	0.17	21	0.16	32	0.25	20	0.17
0003803	3803	20	0.14	20	0.15	24	0.19	18	0.15
0003804	3804	23	0.16	22	0.17	15	0.12	22	0.19
0003805	3805	25	0.17	24	0.18	17	0.13	16	0.14
0003806	3806	24	0.17	28	0.21	21	0.17	22	0.19
0003901	3901	38	0.26	42	0.32	49	0.39	36	0.31
0003902	3902	29	0.20	18	0.14	23	0.18	18	0.15
0003903	3903	18	0.12	18	0.14	18	0.14	14	0.12
0003904	3904	30	0.21	37	0.28	30	0.24	28	0.24
0003905	3905	35	0.24	39	0.30	31	0.25	26	0.22
0003906	3906	26	0.18	28	0.21	30	0.24	23	0.20
0004201	4201	28	0.19	21	0.16	18	0.14	18	0.15
0004202	4202	21	0.14	21	0.16	15	0.12	16	0.14
0004203	4203	23	0.16	22	0.17	14	0.11	21	0.18
0004204	4204	24	0.17	21	0.16	27	0.21	20	0.17

2003 HEALTH CARE SURVEY OF DOD BENEFICIARIES – FINAL

0004205	4205	33	0.23	23	0.17	23	0.18	25	0.21
0004206	4206	30	0.21	24	0.18	28	0.22	25	0.21
0004301	4301	41	0.28	38	0.29	39	0.31	30	0.26
0004302	4302	27	0.19	25	0.19	17	0.13	10	0.09
0004304	4304	47	0.32	40	0.30	40	0.32	34	0.29
0004501	4501	27	0.19	26	0.20	19	0.15	20	0.17
0004502	4502	22	0.15	15	0.11	24	0.19	13	0.11
0004503	4503	19	0.13	22	0.17	19	0.15	16	0.14
0004504	4504	33	0.23	37	0.28	25	0.20	29	0.25
0004505	4505	47	0.32	38	0.29	41	0.32	32	0.28
0004506	4506	61	0.42	67	0.51	56	0.44	55	0.47
0004601	4601	27	0.19	28	0.21	30	0.24	15	0.13
0004602	4602	26	0.18	26	0.20	15	0.12	19	0.16
0004604	4604	66	0.46	72	0.55	65	0.51	62	0.53
0004701	4701	42	0.29	39	0.30	29	0.23	37	0.32
0004702	4702	14	0.10	13	0.10	18	0.14	18	0.15
0004704	4704	38	0.26	31	0.24	32	0.25	25	0.21
0004705	4705	18	0.12	17	0.13	17	0.13	18	0.15
0004706	4706	19	0.13	23	0.17	24	0.19	17	0.15
0004801	4801	28	0.19	16	0.12	25	0.20	11	0.09
0004802	4802	17	0.12	17	0.13	14	0.11	21	0.18
0004803	4803	15	0.10	13	0.10	13	0.10	24	0.21
0004804	4804	22	0.15	24	0.18	16	0.13	22	0.19
0004805	4805	24	0.17	19	0.14	15	0.12	14	0.12
0004806	4806	20	0.14	19	0.14	18	0.14	20	0.17
0004901	4901	31	0.21	21	0.16	25	0.20	26	0.22
0004902	4902	14	0.10	13	0.10	11	0.09	11	0.09
0004903	4903	12	0.08	8	0.06	10	0.08	10	0.09
0004904	4904	24	0.17	18	0.14	16	0.13	13	0.11
0004905	4905	13	0.09	21	0.16	19	0.15	12	0.10
0004906	4906	18	0.12	21	0.16	17	0.13	22	0.19
0005101	5101	51	0.35	52	0.39	53	0.42	36	0.31
0005102	5102	24	0.17	28	0.21	23	0.18	18	0.15
0005104	5104	29	0.20	30	0.23	25	0.20	26	0.22
0005201	5201	47	0.32	49	0.37	38	0.30	29	0.25
0005202	5202	20	0.14	21	0.16	17	0.13	15	0.13
0005203	5203	26	0.18	27	0.20	18	0.14	19	0.16
0005204	5204	17	0.12	16	0.12	22	0.17	15	0.13
0005205	5205	23	0.16	22	0.17	16	0.13	16	0.14
0005206	5206	17	0.12	20	0.15	15	0.12	17	0.15
0005301	5301	34	0.23	33	0.25	31	0.25	25	0.21
0005302	5302	22	0.15	14	0.11	19	0.15	18	0.15
0005304	5304	21	0.14	19	0.14	19	0.15	16	0.14
0005305	5305	26	0.18	27	0.20	27	0.21	27	0.23
0005501	5501	36	0.25	35	0.27	36	0.28	24	0.21
0005502	5502	20	0.14	21	0.16	26	0.21	17	0.15
0005503	5503	22	0.15	12	0.09	14	0.11	21	0.18
0005504	5504	28	0.19	21	0.16	23	0.18	24	0.21
0005505	5505	35	0.24	25	0.19	22	0.17	20	0.17
0005506	5506	24	0.17	23	0.17	21	0.17	25	0.21
0005601	5601	34	0.23	26	0.20	26	0.21	26	0.22
0005602	5602	17	0.12	18	0.14	15	0.12	16	0.14
0005603	5603	16	0.11	20	0.15	16	0.13	12	0.10
0005604	5604	18	0.12	15	0.11	19	0.15	14	0.12
0005605	5605	15	0.10	17	0.13	14	0.11	19	0.16
0005606	5606	21	0.14	21	0.16	19	0.15	19	0.16
0005701	5701	28	0.19	22	0.17	36	0.28	19	0.16
0005702	5702	21	0.14	16	0.12	16	0.13	22	0.19
0005704	5704	18	0.12	16	0.12	18	0.14	17	0.15
0005705	5705	19	0.13	15	0.11	18	0.14	17	0.15
0005706	5706	19	0.13	18	0.14	21	0.17	21	0.18
0005801	5801	60	0.41	59	0.45	40	0.32	53	0.46
0005802	5802	39	0.27	32	0.24	36	0.28	20	0.17
0005804	5804	32	0.22	34	0.26	25	0.20	35	0.30
0005901	5901	43	0.30	38	0.29	28	0.22	36	0.31
0005902	5902	27	0.19	25	0.19	11	0.09	23	0.20
0005904	5904	31	0.21	30	0.23	29	0.23	29	0.25
0006001	6001	33	0.23	22	0.17	30	0.24	15	0.13
0006002	6002	21	0.14	19	0.14	20	0.16	14	0.12
0006003	6003	17	0.12	16	0.12	17	0.13	8	0.07
0006004	6004	17	0.12	20	0.15	22	0.17	18	0.15

2003 HEALTH CARE SURVEY OF DOD BENEFICIARIES – FINAL

0006005	6005	16	0.11	17	0.13	13	0.10	19	0.16
0006006	6006	20	0.14	18	0.14	21	0.17	18	0.15
0006101	6101	33	0.23	28	0.21	32	0.25	28	0.24
0006102	6102	26	0.18						
0006103	6103	22	0.15	33	0.25	30	0.24	26	0.22
0006104	6104	29	0.20	20	0.15	21	0.17	18	0.15
0006105	6105	25	0.17	26	0.20	21	0.17	20	0.17
0006106	6106	23	0.16	23	0.17	21	0.17	18	0.15
0006201	6201	52	0.36	33	0.25	27	0.21	37	0.32
0006202	6202	25	0.17	14	0.11	15	0.12	18	0.15
0006204	6204	28	0.19	29	0.22	24	0.19	23	0.20
0006401	6401	23	0.16	19	0.14	21	0.17	17	0.15
0006402	6402	15	0.10	18	0.14	13	0.10	11	0.09
0006404	6404	22	0.15	19	0.14	16	0.13	12	0.10
0006405	6405	14	0.10	20	0.15	11	0.09	11	0.09
0006406	6406	18	0.12	15	0.11	17	0.13	19	0.16
0006601	6601	44	0.30	36	0.27	37	0.29	27	0.23
0006602	6602	23	0.16	17	0.13	23	0.18	16	0.14
0006603	6603	25	0.17	23	0.17	30	0.24	16	0.14
0006604	6604	30	0.21	28	0.21	22	0.17	15	0.13
0006605	6605	28	0.19	27	0.20	26	0.21	19	0.16
0006606	6606	25	0.17	20	0.15	25	0.20	24	0.21
0006701	6701	43	0.30	40	0.30	25	0.20	33	0.28
0006702	6702	32	0.22	28	0.21	24	0.19	17	0.15
0006703	6703	35	0.24	37	0.28	21	0.17	24	0.21
0006704	6704	22	0.15	26	0.20	20	0.16	15	0.13
0006705	6705	33	0.23	25	0.19	35	0.28	25	0.21
0006706	6706	26	0.18	24	0.18	30	0.24	28	0.24
0006901	6901	78	0.54	64	0.49	56	0.44	44	0.38
0006902	6902	35	0.24	31	0.24	27	0.21	20	0.17
0006904	6904	45	0.31	41	0.31	32	0.25	40	0.34
0007301	7301	33	0.23	30	0.23	15	0.12	23	0.20
0007302	7302	25	0.17	14	0.11	14	0.11	16	0.14
0007304	7304	24	0.17	27	0.20	23	0.18	24	0.21
0007305	7305	23	0.16	21	0.16	13	0.10	17	0.15
0007306	7306	25	0.17	27	0.20	24	0.19	22	0.19
0007501	7501	28	0.19	35	0.27	24	0.19	23	0.20
0007502	7502	19	0.13	16	0.12	20	0.16	19	0.16
0007504	7504	27	0.19	26	0.20	20	0.16	17	0.15
0007505	7505	18	0.12	19	0.14	18	0.14	12	0.10
0007506	7506	23	0.16	20	0.15	20	0.16	20	0.17
0007801	7801	42	0.29	33	0.25	31	0.25	31	0.27
0007802	7802	27	0.19	23	0.17	26	0.21	21	0.18
0007804	7804	23	0.16	27	0.20	25	0.20	21	0.18
0007805	7805	30	0.21	29	0.22	22	0.17	27	0.23
0007806	7806	23	0.16	22	0.17	22	0.17	19	0.16
0007901	7901	22	0.15	23	0.17	13	0.10	18	0.15
0007902	7902	22	0.15	22	0.17	13	0.10	15	0.13
0007904	7904	25	0.17	23	0.17	30	0.24	23	0.20
0007905	7905	40	0.28	39	0.30	31	0.25	24	0.21
0007906	7906	32	0.22	39	0.30	31	0.25	30	0.26
0008301	8301	42	0.29	35	0.27	30	0.24	36	0.31
0008302	8302	21	0.14	18	0.14	13	0.10	23	0.20
0008304	8304	33	0.23	37	0.28	35	0.28	36	0.31
0008601	8601	42	0.29	25	0.19	20	0.16	23	0.20
0008602	8602	21	0.14	18	0.14	21	0.17	18	0.15
0008603	8603	22	0.15	16	0.12	24	0.19	15	0.13
0008604	8604	16	0.11	23	0.17	17	0.13	19	0.16
0008605	8605	25	0.17	19	0.14	23	0.18	21	0.18
0008606	8606	26	0.18	28	0.21	23	0.18	25	0.21
0008901	8901	56	0.39	39	0.30	40	0.32	41	0.35
0008902	8902	34	0.23	36	0.27	19	0.15	35	0.30
0008903	8903	17	0.12	11	0.08	19	0.15	15	0.13
0008904	8904	15	0.10	20	0.15	23	0.18	16	0.14
0008905	8905	26	0.18	23	0.17	20	0.16	14	0.12
0008906	8906	18	0.12	21	0.16	19	0.15	15	0.13
0009001	9001	40	0.28	27	0.20	32	0.25	32	0.28
0009002	9002	25	0.17	19	0.14	20	0.16	19	0.16
0009004	9004	31	0.21	34	0.26	26	0.21	30	0.26
0009101	9101	25	0.17	20	0.15	23	0.18	18	0.15
0009102	9102	30	0.21	18	0.14	25	0.20	17	0.15

2003 HEALTH CARE SURVEY OF DOD BENEFICIARIES – FINAL

0009103	9103	18	0.12	17	0.13	17	0.13	12	0.10
0009104	9104	23	0.16	19	0.14	18	0.14	13	0.11
0009105	9105	25	0.17	16	0.12	22	0.17	17	0.15
0009106	9106	18	0.12	24	0.18	17	0.13	17	0.15
0009201	9201	14	0.10	18	0.14	15	0.12	19	0.16
0009202	9202	21	0.14	23	0.17	15	0.12	21	0.18
0009204	9204	21	0.14	18	0.14	20	0.16	18	0.15
0009205	9205	16	0.11	18	0.14	20	0.16	18	0.15
0009206	9206	26	0.18	20	0.15	21	0.17	17	0.15
0009501	9501	34	0.23	30	0.23	22	0.17	24	0.21
0009502	9502	23	0.16	22	0.17	23	0.18	14	0.12
0009504	9504	34	0.23	28	0.21	27	0.21	24	0.21
0009505	9505	31	0.21	16	0.12	20	0.16	18	0.15
0009506	9506	29	0.20	32	0.24	23	0.18	26	0.22
0009601	9601	60	0.41	61	0.46	53	0.42	56	0.48
0009602	9602	38	0.26	33	0.25	30	0.24	27	0.23
0009604	9604	31	0.21	29	0.22	26	0.21	24	0.21
0009801	9801	31	0.21	25	0.19	11	0.09	18	0.15
0009802	9802	19	0.13	20	0.15	12	0.09	15	0.13
0009804	9804	20	0.14	19	0.14	11	0.09	16	0.14
0009805	9805	21	0.14	17	0.13	13	0.10	12	0.10
0009806	9806	18	0.12	23	0.17	14	0.11	18	0.15
0010101	10101	27	0.19	19	0.14	24	0.19	17	0.15
0010102	10102	21	0.14	20	0.15	15	0.12	16	0.14
0010104	10104	23	0.16	22	0.17	20	0.16	17	0.15
0010105	10105	20	0.14	16	0.12	17	0.13	18	0.15
0010106	10106	21	0.14	16	0.12	22	0.17	19	0.16
0010301	10301	29	0.20	15	0.11	24	0.19	29	0.25
0010302	10302	21	0.14	21	0.16	20	0.16	19	0.16
0010303	10303	17	0.12	20	0.15	20	0.16	20	0.17
0010304	10304	20	0.14	19	0.14	21	0.17	22	0.19
0010305	10305	30	0.21	21	0.16	24	0.19	22	0.19
0010306	10306	24	0.17	21	0.16	24	0.19	20	0.17
0010401	10401	16	0.11	13	0.10	20	0.16	13	0.11
0010402	10402	18	0.12	25	0.19	14	0.11	16	0.14
0010404	10404	27	0.19	17	0.13	20	0.16	23	0.20
0010405	10405	19	0.13	16	0.12	21	0.17	17	0.15
0010406	10406	17	0.12	16	0.12	23	0.18	21	0.18
0010501	10501	17	0.12	21	0.16	14	0.11	25	0.21
0010502	10502	22	0.15	16	0.12	14	0.11	7	0.06
0010504	10504	24	0.17	22	0.17	23	0.18	19	0.16
0010505	10505	22	0.15	22	0.17	22	0.17	25	0.21
0010506	10506	25	0.17	21	0.16	24	0.19	23	0.20
0010801	10801	18	0.12	30	0.23	26	0.21	29	0.25
0010802	10802	15	0.10	16	0.12	13	0.10	17	0.15
0010803	10803	18	0.12	10	0.08	11	0.09	11	0.09
0010804	10804	24	0.17	25	0.19	25	0.20	22	0.19
0010805	10805	19	0.13	14	0.11	19	0.15	10	0.09
0010806	10806	19	0.13	29	0.22	21	0.17	20	0.17
0010901	10901	20	0.14	21	0.16	21	0.17	25	0.21
0010902	10902	17	0.12	23	0.17	17	0.13	15	0.13
0010903	10903	17	0.12	18	0.14	16	0.13	13	0.11
0010904	10904	29	0.20	32	0.24	29	0.23	33	0.28
0010905	10905	24	0.17	23	0.17	19	0.15	14	0.12
0010906	10906	45	0.31	39	0.30	42	0.33	35	0.30
0011001	11001	53	0.37	36	0.27	43	0.34	21	0.18
0011002	11002	32	0.22	37	0.28	23	0.18	24	0.21
0011003	11003	13	0.09	20	0.15	15	0.12	6	0.05
0011004	11004	27	0.19	25	0.19	18	0.14	19	0.16
0011005	11005	21	0.14	14	0.11	17	0.13	11	0.09
0011006	11006	20	0.14	20	0.15	16	0.13	16	0.14
0011201	11201	61	0.42	40	0.30	44	0.35	35	0.30
0011202	11202	16	0.11	20	0.15	20	0.16	22	0.19
0011204	11204	33	0.23	31	0.24	23	0.18	18	0.15
0011301	11301	18	0.12	19	0.14	6	0.05	19	0.16
0011302	11302	24	0.17	25	0.19	9	0.07	13	0.11
0011304	11304	24	0.17	19	0.14	13	0.10	18	0.15
0011305	11305	20	0.14	18	0.14	17	0.13	15	0.13
0011306	11306	21	0.14	24	0.18	18	0.14	19	0.16
0011701	11701	28	0.19	20	0.15	21	0.17	27	0.23
0011702	11702	16	0.11	21	0.16	20	0.16	11	0.09

2003 HEALTH CARE SURVEY OF DOD BENEFICIARIES – FINAL

0011704	11704	29	0.20	26	0.20	26	0.21	21	0.18
0011705	11705	26	0.18	20	0.15	18	0.14	10	0.09
0011706	11706	29	0.20	26	0.20	31	0.25	27	0.23
0011801	11801	47	0.32	53	0.40	50	0.40	44	0.38
0011802	11802	30	0.21	20	0.15	21	0.17	18	0.15
0011804	11804	27	0.19	21	0.16	29	0.23	25	0.21
0011901	11901	56	0.39	62	0.47	45	0.36	39	0.34
0011902	11902	25	0.17	24	0.18	25	0.20	24	0.21
0011904	11904	24	0.17	26	0.20	29	0.23	24	0.21
0012001	12001	44	0.30	29	0.22	33	0.26	25	0.21
0012002	12002	19	0.13	22	0.17	15	0.12	23	0.20
0012003	12003	28	0.19	22	0.17	12	0.09	25	0.21
0012004	12004	20	0.14	19	0.14	16	0.13	16	0.14
0012005	12005	26	0.18	21	0.16	21	0.17	19	0.16
0012006	12006	24	0.17	21	0.16	20	0.16	18	0.15
0012101	12101	25	0.17	26	0.20	16	0.13	28	0.24
0012102	12102	22	0.15	18	0.14	21	0.17	17	0.15
0012103	12103	25	0.17	23	0.17	21	0.17	22	0.19
0012104	12104	24	0.17	15	0.11	16	0.13	21	0.18
0012105	12105	29	0.20	20	0.15	21	0.17	24	0.21
0012106	12106	20	0.14	22	0.17	23	0.18	17	0.15
0012301	12301	36	0.25	34	0.26	29	0.23	19	0.16
0012302	12302	30	0.21	28	0.21	25	0.20	23	0.20
0012303	12303	26	0.18	31	0.24	24	0.19	22	0.19
0012304	12304	32	0.22	45	0.34	35	0.28	31	0.27
0012305	12305	53	0.37	54	0.41	44	0.35	44	0.38
0012306	12306	34	0.23	33	0.25	28	0.22	28	0.24
0012401	12401	50	0.34	50	0.38	44	0.35	32	0.28
0012402	12402	22	0.15	27	0.20	23	0.18	15	0.13
0012403	12403	28	0.19	22	0.17	22	0.17	26	0.22
0012404	12404	20	0.14	20	0.15	17	0.13	12	0.10
0012405	12405	39	0.27	28	0.21	31	0.25	32	0.28
0012406	12406	20	0.14	19	0.14	20	0.16	21	0.18
0012501	12501	45	0.31	52	0.39	36	0.28	30	0.26
0012502	12502	19	0.13	16	0.12	19	0.15	22	0.19
0012503	12503	16	0.11	19	0.14	13	0.10	14	0.12
0012504	12504	36	0.25	28	0.21	34	0.27	21	0.18
0012505	12505	30	0.21	29	0.22	25	0.20	14	0.12
0012506	12506	38	0.26	35	0.27	37	0.29	35	0.30
0012601	12601	29	0.20	27	0.20	27	0.21	26	0.22
0012602	12602	26	0.18	22	0.17	22	0.17	26	0.22
0012604	12604	20	0.14	21	0.16	23	0.18	21	0.18
0012605	12605	19	0.13	20	0.15	12	0.09	20	0.17
0012606	12606	19	0.13	22	0.17	24	0.19	20	0.17
0012701	12701	32	0.22	20	0.15	17	0.13	19	0.16
0012702	12702	21	0.14	21	0.16	18	0.14	17	0.15
0012704	12704	18	0.12	22	0.17	15	0.12	11	0.09
0012705	12705	15	0.10	22	0.17	23	0.18	16	0.14
0012706	12706	23	0.16	24	0.18	22	0.17	23	0.20
0012801	12801	53	0.37	36	0.27	29	0.23	25	0.21
0012802	12802	20	0.14	15	0.11	20	0.16	16	0.14
0012804	12804	48	0.33	48	0.36	40	0.32	34	0.29
0012901	12901	64	0.44	58	0.44	54	0.43	58	0.50
0012902	12902	31	0.21	15	0.11	13	0.10	21	0.18
0012904	12904	24	0.17	26	0.20	22	0.17	19	0.16
0013101	13101	41	0.28	24	0.18	26	0.21	19	0.16
0013102	13102	21	0.14	21	0.16	23	0.18	19	0.16
0013105	13105	25	0.17	12	0.09	20	0.16	17	0.15
0028001	28001	47	0.32	38	0.29	42	0.33	40	0.34
0028002	28002	43	0.30	41	0.31	39	0.31	45	0.39
0028004	28004	21	0.14	22	0.17	19	0.15	18	0.15
0028701	28701	61	0.42	59	0.45	59	0.47	52	0.45
0028702	28702	38	0.26	35	0.27	32	0.25	27	0.23
0028704	28704	16	0.11	22	0.17	20	0.16	17	0.15
0032101	32101	82	0.57	65	0.49	70	0.55	65	0.56
0032102	32102	22	0.15	16	0.12	18	0.14	13	0.11
0032104	32104	21	0.14	18	0.14	21	0.17	17	0.15
0032601	32601	56	0.39	61	0.46	34	0.27	33	0.28
0032602	32602	24	0.17	23	0.17	19	0.15	14	0.12
0032604	32604	20	0.14	14	0.11	13	0.10	13	0.11
0033001	33001	51	0.35	40	0.30	24	0.19	27	0.23

2003 HEALTH CARE SURVEY OF DOD BENEFICIARIES – FINAL

0033002	33002	28	0.19	32	0.24	26	0.21	23	0.20
0036601	36601	39	0.27	30	0.23	39	0.31	29	0.25
0036602	36602	29	0.20	15	0.11	16	0.13	20	0.17
0036604	36604	54	0.37	43	0.33	48	0.38	48	0.41
0038501	38501	45	0.31	36	0.27	36	0.28	36	0.31
0038502	38502	31	0.21	36	0.27	32	0.25	20	0.17
0038504	38504	26	0.18	22	0.17	16	0.13	21	0.18
0060601	60601	46	0.32	25	0.19	45	0.36	19	0.16
0060602	60602	25	0.17	20	0.15	19	0.15	11	0.09
0060605	60605	14	0.10	9	0.07	11	0.09	8	0.07
0060701	60701	54	0.37	58	0.44	42	0.33	23	0.20
0060702	60702	18	0.12	20	0.15	14	0.11	22	0.19
0060705	60705	13	0.09	11	0.08	9	0.07	13	0.11
0060901	60901	48	0.33	38	0.29	43	0.34	24	0.21
0060902	60902	18	0.12	20	0.15	17	0.13	13	0.11
0060905	60905	11	0.08	14	0.11	7	0.06	7	0.06
0061201	61201	65	0.45	62	0.47	55	0.44	39	0.34
0061202	61202	11	0.08	8	0.06	4	0.03	3	0.03
0061205	61205	7	0.05	8	0.06	12	0.09	8	0.07
0061601	61601	35	0.24	27	0.20	26	0.21	19	0.16
0061602	61602	13	0.09	13	0.10	20	0.16	9	0.08
0061605	61605	13	0.09	12	0.09	14	0.11	13	0.11
0061606	61606	13	0.09	15	0.11	16	0.13	9	0.08
0061701	61701	46	0.32	39	0.30	47	0.37	36	0.31
0061702	61702	14	0.10	19	0.14	21	0.17	12	0.10
0061705	61705	12	0.08	5	0.04	10	0.08	11	0.09
0062001	62001	34	0.23	35	0.27	25	0.20	21	0.18
0062002	62002	19	0.13	16	0.12	19	0.15	12	0.10
0062005	62005	25	0.17	25	0.19	23	0.18	30	0.26
0062101	62101	43	0.30	33	0.25	32	0.25	24	0.21
0062102	62102	21	0.14	16	0.12	14	0.11	9	0.08
0062105	62105	3	0.02						
0062201	62201	53	0.37	38	0.29	43	0.34	39	0.34
0062202	62202	11	0.08	6	0.05	14	0.11	12	0.10
0062203	62203	8	0.06	6	0.05	10	0.08	13	0.11
0063301	63301	46	0.32	25	0.19	42	0.33	29	0.25
0063302	63302	20	0.14	17	0.13	20	0.16	7	0.06
0063305	63305	8	0.06	5	0.04	17	0.13	14	0.12
0063801	63801	39	0.27	18	0.14	39	0.31	43	0.37
0063805	63805	9	0.06	1	0.01	6	0.05	7	0.06
0064001	64001	55	0.38	23	0.17	51	0.40	30	0.26
0064002	64002	20	0.14	13	0.10	24	0.19	13	0.11
0064005	64005	12	0.08	12	0.09	17	0.13	6	0.05
0080401	80401	8	0.06	9	0.07	42	0.33	25	0.21
0080402	80402	10	0.07	5	0.04	18	0.14	22	0.19
0080501	80501	65	0.45	30	0.23	46	0.36	47	0.40
0080502	80502	29	0.20	17	0.13	30	0.24	33	0.28
0080601	80601	53	0.37	42	0.32	49	0.39	54	0.46
0080602	80602	34	0.23	23	0.17	34	0.27	20	0.17
0713901	713901	79	0.54	65	0.49	49	0.39	57	0.49
0713902	713902	41	0.28	46	0.35	41	0.32	33	0.28
0999001	999001	3	0.02	7	0.05	6	0.05	10	0.09
0999002	999002	15	0.10	16	0.12	12	0.09	12	0.10
0999003	999003	6	0.04	5	0.04	8	0.06	10	0.09
0999005	999005	14	0.10	10	0.08	14	0.11	6	0.05
0999006	999006	7	0.05	4	0.03	4	0.03	4	0.03
0999101	999101	63	0.43	41	0.31	44	0.35	50	0.43
0999102	999102	22	0.15	23	0.17	27	0.21	20	0.17
0999103	999103	96	0.66	68	0.52	80	0.63	75	0.64
0999104	999104	42	0.29	31	0.24	44	0.35	41	0.35
0999105	999105	311	2.14	252	1.91	253	2.00	243	2.09
0999106	999106	226	1.56	205	1.56	205	1.62	215	1.85
0999201	999201	26	0.18	32	0.24	29	0.23	26	0.22
0999202	999202	16	0.11	24	0.18	20	0.16	28	0.24
0999203	999203	45	0.31	45	0.34	33	0.26	29	0.25
0999204	999204	68	0.47	76	0.58	79	0.63	71	0.61
0999205	999205	239	1.65	198	1.50	220	1.74	178	1.53
0999206	999206	272	1.88	262	1.99	247	1.96	245	2.11
0999301	999301	37	0.26	30	0.23	33	0.26	35	0.30
0999302	999302	19	0.13	23	0.17	21	0.17	17	0.15
0999303	999303	65	0.45	67	0.51	73	0.58	64	0.55

2003 HEALTH CARE SURVEY OF DOD BENEFICIARIES – FINAL

		Weighted							
Value	Formatted Value	Count	Q1 Percent	Count	Q2 Percent	Count	Q3 Percent	Count	Q4 Percent
0999304	999304	49	0.34	44	0.33	56	0.44	50	0.43
0999305	999305	271	1.87	258	1.96	244	1.93	210	1.81
0999306	999306	258	1.78	253	1.92	237	1.88	242	2.08
0000101	101	3795	0.06	3590	0.05	3467	0.05	3643	0.05
0000102	102	2061	0.03	2051	0.03	2105	0.03	2188	0.03
0000104	104	6057	0.09	6145	0.09	6444	0.09	6484	0.09
0000301	301	4528	0.07	4530	0.07	4789	0.07	4683	0.07
0000302	302	3730	0.05	3755	0.06	4139	0.06	4372	0.06
0000304	304	3336	0.05	3441	0.05	3563	0.05	3647	0.05
0000305	305	6841	0.10	6781	0.10	6641	0.10	6574	0.09
0000306	306	5876	0.09	5941	0.09	6004	0.09	6061	0.09
0000401	401	3727	0.05	3958	0.06	4102	0.06	4168	0.06
0000402	402	3148	0.05	3224	0.05	3186	0.05	3190	0.05
0000404	404	4067	0.06	4229	0.06	4464	0.06	4526	0.06
0000501	501	12287	0.18	12037	0.18	12215	0.18	12267	0.17
0000502	502	4762	0.07	4554	0.07	4637	0.07	4633	0.07
0000504	504	974	0.01	1773	0.03	1980	0.03	2083	0.03
0000505	505	2365	0.03	1954	0.03	1582	0.02	1402	0.02
0000601	601	7851	0.12	7711	0.11	7866	0.11	7950	0.11
0000602	602	6575	0.10	6358	0.09	6474	0.09	6544	0.09
0000604	604	5704	0.08	5880	0.09	6067	0.09	6128	0.09
0000605	605	4210	0.06	3244	0.05	2606	0.04	3506	0.05
0000606	606	2746	0.04	3696	0.05	4415	0.06	3489	0.05
0000801	801	4079	0.06	4051	0.06	3872	0.06	4043	0.06
0000802	802	2510	0.04	2528	0.04	2615	0.04	2628	0.04
0000804	804	4041	0.06	4248	0.06	4392	0.06	4460	0.06
0000901	901	7587	0.11	7613	0.11	8566	0.12	8233	0.12
0000902	902	5375	0.08	5021	0.07	4950	0.07	5240	0.07
0000903	903	726	0.01	949	0.01	1760	0.03	1844	0.03
0000904	904	13145	0.19	13630	0.20	14110	0.20	14128	0.20
0000905	905	17289	0.25	17014	0.25	15934	0.23	16427	0.23
0000906	906	23756	0.35	23557	0.35	24388	0.35	24442	0.35
0001001	1001	6975	0.10	6783	0.10	6927	0.10	7061	0.10
0001002	1002	3970	0.06	3924	0.06	4081	0.06	4180	0.06
0001004	1004	6962	0.10	6949	0.10	6931	0.10	6860	0.10
0001301	1301	5246	0.08	5402	0.08	5533	0.08	5748	0.08
0001302	1302	2818	0.04	2820	0.04	2887	0.04	2934	0.04
0001304	1304	3317	0.05	3367	0.05	3503	0.05	3506	0.05
0001401	1401	16031	0.24	15530	0.23	17614	0.25	18081	0.26
0001402	1402	5465	0.08	5711	0.08	7409	0.11	5222	0.07
0001403	1403	554	0.01	686	0.01	927	0.01	766	0.01
0001404	1404	21052	0.31	20596	0.30	19461	0.28	22069	0.31
0001405	1405	15205	0.22	15285	0.23	14696	0.21	14405	0.20
0001406	1406	25790	0.38	26595	0.39	25775	0.37	26557	0.38
0001901	1901	9161	0.14	9162	0.14	9409	0.14	9577	0.14
0001902	1902	4942	0.07	4954	0.07	5067	0.07	5075	0.07
0001904	1904	5037	0.07	5162	0.08	5318	0.08	5350	0.08
0002401	2401	38104	0.56	37530	0.55	39595	0.57	42164	0.60
0002402	2402	18490	0.27	19246	0.28	19930	0.29	20743	0.29
0002403	2403	2728	0.04	2113	0.03	1896	0.03	1496	0.02
0002404	2404	13558	0.20	18252	0.27	17428	0.25	15815	0.22
0002405	2405	12820	0.19	8541	0.13	9522	0.14	10223	0.15
0002406	2406	19876	0.29	20565	0.30	19985	0.29	20858	0.30
0002801	2801	10393	0.15	9365	0.14	6056	0.09	10542	0.15
0002802	2802	4321	0.06	4576	0.07	3731	0.05	4901	0.07
0002804	2804	4194	0.06	4751	0.07	5096	0.07	4812	0.07
0002805	2805	2589	0.04	2758	0.04	2431	0.04	2972	0.04
0002806	2806	3515	0.05	3753	0.06	3215	0.05	3569	0.05
0002901	2901	73156	1.08	73550	1.09	72252	1.04	72635	1.03
0002902	2902	25876	0.38	26104	0.39	26628	0.38	26998	0.38
0002903	2903	6757	0.10	6521	0.10	6381	0.09	6012	0.09
0002904	2904	26717	0.39	27307	0.40	27930	0.40	28294	0.40
0002905	2905	25727	0.38	21536	0.32	18554	0.27	18509	0.26

2003 HEALTH CARE SURVEY OF DOD BENEFICIARIES – FINAL

0002906	2906	41197	0.61	44804	0.66	45904	0.66	46230	0.66
0003001	3001	8738	0.13	9389	0.14	13588	0.20	9295	0.13
0003002	3002	4022	0.06	3453	0.05	4540	0.07	3554	0.05
0003004	3004	2573	0.04	1865	0.03	1935	0.03	1939	0.03
0003005	3005	1036	0.02	1114	0.02	1123	0.02	850	0.01
0003006	3006	2609	0.04	2640	0.04	3127	0.05	2777	0.04
0003201	3201	15150	0.22	15223	0.22	19633	0.28	21294	0.30
0003202	3202	8156	0.12	8664	0.13	9187	0.13	8372	0.12
0003203	3203	760	0.01	296	0.00	205	0.00	806	0.01
0003204	3204	8897	0.13	9051	0.13	9189	0.13	9175	0.13
0003205	3205	3809	0.06	4094	0.06	4101	0.06	3509	0.05
0003206	3206	9293	0.14	9137	0.13	8959	0.13	9451	0.13
0003301	3301	15042	0.22	13852	0.20	13434	0.19	13161	0.19
0003302	3302	7732	0.11	7431	0.11	7456	0.11	7517	0.11
0003304	3304	13653	0.20	14025	0.21	14429	0.21	14520	0.21
0003305	3305	9949	0.15	10103	0.15	9656	0.14	9416	0.13
0003306	3306	9044	0.13	9146	0.14	9271	0.13	9411	0.13
0003501	3501	11822	0.17	12055	0.18	12595	0.18	12671	0.18
0003502	3502	4633	0.07	4942	0.07	4972	0.07	5029	0.07
0003504	3504	3734	0.06	3964	0.06	3639	0.05	4109	0.06
0003601	3601	4095	0.06	3992	0.06	4274	0.06	5040	0.07
0003602	3602	2220	0.03	2253	0.03	2237	0.03	2331	0.03
0003604	3604	2626	0.04	2968	0.04	2748	0.04	2993	0.04
0003606	3606	1490	0.02	1285	0.02	1519	0.02	1391	0.02
0003701	3701	17162	0.25	17196	0.25	18368	0.27	18051	0.26
0003702	3702	2741	0.04	2308	0.03	2461	0.04	3673	0.05
0003703	3703	1755	0.03	1912	0.03	2463	0.04	1393	0.02
0003704	3704	6007	0.09	6156	0.09	6263	0.09	6399	0.09
0003705	3705	8105	0.12	10783	0.16	7818	0.11	8017	0.11
0003706	3706	18783	0.28	17352	0.26	18687	0.27	19001	0.27
0003801	3801	27871	0.41	28383	0.42	28783	0.42	28329	0.40
0003802	3802	8910	0.13	8962	0.13	9492	0.14	9684	0.14
0003803	3803	736	0.01	760	0.01	614	0.01	764	0.01
0003804	3804	11598	0.17	12352	0.18	12928	0.19	13223	0.19
0003805	3805	12618	0.19	12352	0.18	12012	0.17	11868	0.17
0003806	3806	13223	0.19	13401	0.20	13543	0.20	13711	0.19
0003901	3901	36152	0.53	35726	0.53	36889	0.53	37641	0.53
0003902	3902	18861	0.28	18033	0.27	18962	0.27	19485	0.28
0003903	3903	1861	0.03	2822	0.04	2242	0.03	2193	0.03
0003904	3904	21999	0.32	22845	0.34	24134	0.35	24616	0.35
0003905	3905	25107	0.37	25460	0.38	24816	0.36	24348	0.35
0003906	3906	18323	0.27	17905	0.26	18761	0.27	17513	0.25
0004201	4201	10094	0.15	9905	0.15	9821	0.14	10008	0.14
0004202	4202	6701	0.10	6605	0.10	6613	0.10	6356	0.09
0004203	4203	1086	0.02	936	0.01	821	0.01	1127	0.02
0004204	4204	9679	0.14	9981	0.15	10288	0.15	10331	0.15
0004205	4205	13206	0.19	13085	0.19	12888	0.19	12751	0.18
0004206	4206	12240	0.18	11918	0.18	12054	0.17	12595	0.18
0004301	4301	3649	0.05	3711	0.05	3987	0.06	4083	0.06
0004302	4302	2295	0.03	2314	0.03	2284	0.03	2490	0.04
0004304	4304	4707	0.07	4843	0.07	4992	0.07	5061	0.07
0004501	4501	8445	0.12	8252	0.12	9390	0.14	9832	0.14
0004502	4502	6059	0.09	5556	0.08	6478	0.09	6247	0.09
0004503	4503	956	0.01	1355	0.02	983	0.01	1468	0.02
0004504	4504	16809	0.25	17717	0.26	18510	0.27	18646	0.26
0004505	4505	21322	0.31	20382	0.30	20335	0.29	19992	0.28
0004506	4506	32018	0.47	32491	0.48	31244	0.45	32301	0.46
0004601	4601	2759	0.04	2678	0.04	2807	0.04	2851	0.04
0004602	4602	2017	0.03	1954	0.03	1949	0.03	2001	0.03
0004604	4604	8174	0.12	8380	0.12	8591	0.12	8383	0.12
0004701	4701	17540	0.26	17899	0.26	18739	0.27	18777	0.27
0004702	4702	9036	0.13	8848	0.13	8930	0.13	9217	0.13
0004704	4704	14400	0.21	14875	0.22	14838	0.21	14777	0.21
0004705	4705	8040	0.12	7911	0.12	7685	0.11	7452	0.11
0004706	4706	8911	0.13	9023	0.13	8771	0.13	9204	0.13
0004801	4801	19565	0.29	17860	0.26	24248	0.35	16005	0.23
0004802	4802	8408	0.12	8842	0.13	8654	0.12	10400	0.15
0004803	4803	829	0.01	712	0.01	960	0.01	1436	0.02
0004804	4804	8900	0.13	10569	0.16	9453	0.14	11728	0.17
0004805	4805	8130	0.12	6089	0.09	5112	0.07	4453	0.06
0004806	4806	11795	0.17	10949	0.16	11893	0.17	13218	0.19

2003 HEALTH CARE SURVEY OF DOD BENEFICIARIES – FINAL

0004901	4901	23753	0.35	24902	0.37	24817	0.36	41569	0.59
0004902	4902	9120	0.13	9007	0.13	8818	0.13	7103	0.10
0004903	4903	1059	0.02	685	0.01	960	0.01	842	0.01
0004904	4904	7679	0.11	6040	0.09	7335	0.11	5289	0.08
0004905	4905	3561	0.05	5513	0.08	5471	0.08	3199	0.05
0004906	4906	4797	0.07	5543	0.08	4999	0.07	6302	0.09
0005101	5101	5513	0.08	5575	0.08	5801	0.08	6066	0.09
0005102	5102	3321	0.05	3317	0.05	3333	0.05	3419	0.05
0005104	5104	4639	0.07	4515	0.07	4413	0.06	4423	0.06
0005201	5201	29741	0.44	30121	0.45	30412	0.44	32541	0.46
0005202	5202	11731	0.17	11588	0.17	12077	0.17	11487	0.16
0005203	5203	2954	0.04	2630	0.04	2135	0.03	2389	0.03
0005204	5204	4177	0.06	4249	0.06	6371	0.09	5136	0.07
0005205	5205	9971	0.15	9979	0.15	7683	0.11	8817	0.13
0005206	5206	11421	0.17	11517	0.17	10893	0.16	11714	0.17
0005301	5301	4448	0.07	4177	0.06	4281	0.06	4326	0.06
0005302	5302	2413	0.04	2310	0.03	2303	0.03	2306	0.03
0005304	5304	2243	0.03	2280	0.03	2333	0.03	2336	0.03
0005305	5305	1734	0.03	1612	0.02	1727	0.02	1740	0.02
0005501	5501	8761	0.13	8437	0.12	9022	0.13	9451	0.13
0005502	5502	5553	0.08	5828	0.09	6262	0.09	5871	0.08
0005503	5503	873	0.01	422	0.01	561	0.01	1246	0.02
0005504	5504	8851	0.13	9232	0.14	9408	0.14	9605	0.14
0005505	5505	11916	0.18	11789	0.17	11587	0.17	11513	0.16
0005506	5506	8961	0.13	8685	0.13	8712	0.13	9243	0.13
0005601	5601	26519	0.39	24487	0.36	24557	0.35	20803	0.30
0005602	5602	4668	0.07	4418	0.07	4711	0.07	5339	0.08
0005603	5603	1165	0.02	1152	0.02	1561	0.02	1297	0.02
0005604	5604	4636	0.07	3672	0.05	4980	0.07	3362	0.05
0005605	5605	8773	0.13	9897	0.15	8518	0.12	10196	0.14
0005606	5606	7947	0.12	7978	0.12	7991	0.12	8061	0.11
0005701	5701	10274	0.15	10592	0.16	14008	0.20	15778	0.22
0005702	5702	5723	0.08	5802	0.09	6064	0.09	6064	0.09
0005704	5704	3430	0.05	3288	0.05	3514	0.05	3501	0.05
0005705	5705	2083	0.03	1774	0.03	1785	0.03	1651	0.02
0005706	5706	2623	0.04	2823	0.04	2798	0.04	2860	0.04
0005801	5801	7770	0.11	7714	0.11	7928	0.11	8217	0.12
0005802	5802	5019	0.07	5052	0.07	5044	0.07	5135	0.07
0005804	5804	5654	0.08	5816	0.09	5907	0.09	5968	0.08
0005901	5901	4552	0.07	4579	0.07	4717	0.07	4939	0.07
0005902	5902	2608	0.04	2651	0.04	2705	0.04	2820	0.04
0005904	5904	3123	0.05	3237	0.05	3346	0.05	3482	0.05
0006001	6001	25145	0.37	25342	0.37	27663	0.40	31858	0.45
0006002	6002	13341	0.20	13602	0.20	13809	0.20	13863	0.20
0006003	6003	1263	0.02	1183	0.02	1108	0.02	723	0.01
0006004	6004	7510	0.11	7801	0.12	8005	0.12	8237	0.12
0006005	6005	6441	0.09	6734	0.10	5049	0.07	6513	0.09
0006006	6006	7058	0.10	6546	0.10	7712	0.11	6108	0.09
0006101	6101	14565	0.21	14927	0.22	20518	0.30	24245	0.34
0006102	6102	5446	0.08
0006103	6103	720	0.01	5755	0.09	6037	0.09	6388	0.09
0006104	6104	6794	0.10	7243	0.11	7342	0.11	7530	0.11
0006105	6105	10573	0.16	10428	0.15	9794	0.14	9515	0.14
0006106	6106	8285	0.12	8350	0.12	8423	0.12	8496	0.12
0006201	6201	5766	0.09	5701	0.08	5664	0.08	5768	0.08
0006202	6202	2735	0.04	2861	0.04	2929	0.04	3007	0.04
0006204	6204	3333	0.05	3484	0.05	3534	0.05	3562	0.05
0006401	6401	9419	0.14	9310	0.14	9635	0.14	9872	0.14
0006402	6402	4622	0.07	4571	0.07	4604	0.07	4539	0.06
0006404	6404	3301	0.05	3307	0.05	3310	0.05	3321	0.05
0006405	6405	1173	0.02	1563	0.02	909	0.01	783	0.01
0006406	6406	2624	0.04	2166	0.03	2759	0.04	2770	0.04
0006601	6601	16835	0.25	17024	0.25	17499	0.25	18318	0.26
0006602	6602	9655	0.14	9689	0.14	9842	0.14	10396	0.15
0006603	6603	1409	0.02	1524	0.02	1623	0.02	1331	0.02
0006604	6604	13014	0.19	13184	0.19	13837	0.20	12998	0.18
0006605	6605	10488	0.15	11731	0.17	9782	0.14	8118	0.12
0006606	6606	14192	0.21	13031	0.19	14723	0.21	15859	0.23
0006701	6701	25403	0.37	25113	0.37	24284	0.35	25519	0.36
0006702	6702	6722	0.10	6631	0.10	7232	0.10	6786	0.10
0006703	6703	2389	0.04	2466	0.04	1790	0.03	2748	0.04

2003 HEALTH CARE SURVEY OF DOD BENEFICIARIES – FINAL

0006704	6704	9869	0.15	10366	0.15	10825	0.16	10305	0.15
0006705	6705	18608	0.27	18284	0.27	17976	0.26	17603	0.25
0006706	6706	16995	0.25	16435	0.24	17410	0.25	16854	0.24
0006901	6901	16862	0.25	17518	0.26	19152	0.28	20254	0.29
0006902	6902	8382	0.12	8728	0.13	8846	0.13	9031	0.13
0006904	6904	11328	0.17	12112	0.18	12400	0.18	12736	0.18
0007301	7301	12370	0.18	12254	0.18	12864	0.19	12812	0.18
0007302	7302	5873	0.09	5741	0.08	5902	0.09	6075	0.09
0007304	7304	8219	0.12	8363	0.12	8517	0.12	8421	0.12
0007305	7305	4762	0.07	4242	0.06	3044	0.04	3954	0.06
0007306	7306	10030	0.15	10596	0.16	11758	0.17	10620	0.15
0007501	7501	10970	0.16	11200	0.17	12412	0.18	14080	0.20
0007502	7502	3944	0.06	3915	0.06	4035	0.06	4077	0.06
0007504	7504	4817	0.07	4981	0.07	4982	0.07	4996	0.07
0007505	7505	1371	0.02	1481	0.02	1410	0.02	1054	0.01
0007506	7506	3439	0.05	3162	0.05	3321	0.05	3720	0.05
0007801	7801	8354	0.12	8238	0.12	8399	0.12	8298	0.12
0007802	7802	5525	0.08	5482	0.08	5690	0.08	5812	0.08
0007804	7804	7148	0.11	7320	0.11	7548	0.11	7665	0.11
0007805	7805	8075	0.12	7931	0.12	7707	0.11	7651	0.11
0007806	7806	5800	0.09	5942	0.09	6023	0.09	5794	0.08
0007901	7901	8000	0.12	8149	0.12	8599	0.12	8733	0.12
0007902	7902	5720	0.08	5719	0.08	6033	0.09	6155	0.09
0007904	7904	11101	0.16	11546	0.17	12083	0.17	12289	0.17
0007905	7905	15895	0.23	16119	0.24	14827	0.21	15646	0.22
0007906	7906	13878	0.20	14479	0.21	13808	0.20	14416	0.20
0008301	8301	7492	0.11	7552	0.11	7980	0.12	8098	0.11
0008302	8302	4616	0.07	4611	0.07	4678	0.07	4783	0.07
0008304	8304	7514	0.11	7669	0.11	7860	0.11	7874	0.11
0008601	8601	8339	0.12	8252	0.12	8766	0.13	8889	0.13
0008602	8602	2722	0.04	2823	0.04	2795	0.04	3362	0.05
0008603	8603	1101	0.02	760	0.01	1321	0.02	1307	0.02
0008604	8604	2253	0.03	3691	0.05	2682	0.04	3048	0.04
0008605	8605	6137	0.09	4885	0.07	5885	0.08	5499	0.08
0008606	8606	7795	0.11	8183	0.12	8202	0.12	7697	0.11
0008901	8901	48482	0.71	47542	0.70	49268	0.71	51505	0.73
0008902	8902	24527	0.36	25146	0.37	23507	0.34	25604	0.36
0008903	8903	2042	0.03	1279	0.02	3432	0.05	1507	0.02
0008904	8904	14585	0.22	15077	0.22	15399	0.22	15804	0.22
0008905	8905	19891	0.29	19557	0.29	19182	0.28	17408	0.25
0008906	8906	13124	0.19	13314	0.20	13456	0.19	12745	0.18
0009001	9001	4466	0.07	4347	0.06	4556	0.07	4768	0.07
0009002	9002	2421	0.04	2405	0.04	2453	0.04	2529	0.04
0009004	9004	3161	0.05	3330	0.05	3372	0.05	3411	0.05
0009101	9101	30190	0.45	31923	0.47	34283	0.49	35558	0.50
0009102	9102	12633	0.19	12674	0.19	12689	0.18	12794	0.18
0009103	9103	2555	0.04	2358	0.03	2167	0.03	2108	0.03
0009104	9104	5846	0.09	6921	0.10	5819	0.08	5732	0.08
0009105	9105	6700	0.10	5761	0.09	6893	0.10	6983	0.10
0009106	9106	3982	0.06	4047	0.06	3865	0.06	4172	0.06
0009201	9201	8747	0.13	8782	0.13	9009	0.13	9539	0.14
0009202	9202	4657	0.07	4818	0.07	4860	0.07	4961	0.07
0009204	9204	2882	0.04	2895	0.04	2948	0.04	3077	0.04
0009205	9205	2353	0.03	2956	0.04	2973	0.04	2962	0.04
0009206	9206	4979	0.07	4455	0.07	4363	0.06	4060	0.06
0009501	9501	6726	0.10	6587	0.10	7400	0.11	7684	0.11
0009502	9502	5332	0.08	5159	0.08	5625	0.08	5835	0.08
0009504	9504	11554	0.17	11915	0.18	11993	0.17	12060	0.17
0009505	9505	9276	0.14	9108	0.13	8917	0.13	8802	0.12
0009506	9506	9732	0.14	9938	0.15	9627	0.14	10180	0.14
0009601	9601	15242	0.22	15326	0.23	15855	0.23	16423	0.23
0009602	9602	7936	0.12	7891	0.12	7773	0.11	7753	0.11
0009604	9604	7946	0.12	8155	0.12	8346	0.12	8335	0.12
0009801	9801	15490	0.23	15626	0.23	15980	0.23	16124	0.23
0009802	9802	7330	0.11	7797	0.12	7995	0.12	7937	0.11
0009804	9804	7144	0.11	7310	0.11	7393	0.11	7421	0.11
0009805	9805	3801	0.06	2724	0.04	2988	0.04	2392	0.03
0009806	9806	5973	0.09	6978	0.10	6333	0.09	6825	0.10
0010101	10101	6084	0.09	5953	0.09	6524	0.09	6519	0.09
0010102	10102	3159	0.05	3113	0.05	3290	0.05	3352	0.05
0010104	10104	3384	0.05	3493	0.05	3585	0.05	3563	0.05

2003 HEALTH CARE SURVEY OF DOD BENEFICIARIES – FINAL

0010105	10105	3477	0.05	3604	0.05	3496	0.05	3434	0.05
0010106	10106	3503	0.05	3343	0.05	3604	0.05	3667	0.05
0010301	10301	14364	0.21	13422	0.20	14309	0.21	14705	0.21
0010302	10302	5455	0.08	5185	0.08	5337	0.08	5382	0.08
0010303	10303	833	0.01	784	0.01	1024	0.01	1192	0.02
0010304	10304	8651	0.13	8871	0.13	8949	0.13	8971	0.13
0010305	10305	12527	0.18	12701	0.19	12215	0.18	12053	0.17
0010306	10306	9653	0.14	9783	0.14	9894	0.14	10009	0.14
0010401	10401	11952	0.18	12181	0.18	10503	0.15	10667	0.15
0010402	10402	3706	0.05	3646	0.05	3757	0.05	3832	0.05
0010404	10404	2886	0.04	2356	0.03	2044	0.03	2489	0.04
0010405	10405	1604	0.02	1662	0.02	1601	0.02	1405	0.02
0010406	10406	3247	0.05	3901	0.06	4203	0.06	4115	0.06
0010501	10501	13812	0.20	13587	0.20	14717	0.21	12663	0.18
0010502	10502	2858	0.04	2326	0.03	2293	0.03	1568	0.02
0010504	10504	9611	0.14	10313	0.15	10926	0.16	11790	0.17
0010505	10505	8753	0.13	8595	0.13	8388	0.12	8010	0.11
0010506	10506	9797	0.14	9886	0.15	9946	0.14	9646	0.14
0010801	10801	14522	0.21	14881	0.22	17521	0.25	18693	0.27
0010802	10802	8289	0.12	8852	0.13	8914	0.13	9220	0.13
0010803	10803	956	0.01	488	0.01	754	0.01	551	0.01
0010804	10804	12129	0.18	13173	0.19	11925	0.17	14079	0.20
0010805	10805	5594	0.08	5005	0.07	5602	0.08	3781	0.05
0010806	10806	9843	0.15	10872	0.16	10478	0.15	10977	0.16
0010901	10901	9371	0.14	8848	0.13	9118	0.13	9909	0.14
0010902	10902	5790	0.09	5938	0.09	6114	0.09	6483	0.09
0010903	10903	1195	0.02	922	0.01	1201	0.02	1055	0.01
0010904	10904	15724	0.23	15917	0.24	17021	0.25	17200	0.24
0010905	10905	8947	0.13	9495	0.14	7741	0.11	6832	0.10
0010906	10906	25821	0.38	25045	0.37	26044	0.38	26059	0.37
0011001	11001	43883	0.65	43960	0.65	47414	0.68	49044	0.70
0011002	11002	21205	0.31	20888	0.31	20997	0.30	22375	0.32
0011003	11003	1550	0.02	2009	0.03	2130	0.03	804	0.01
0011004	11004	14440	0.21	14752	0.22	15031	0.22	15281	0.22
0011005	11005	12980	0.19	12706	0.19	12415	0.18	12121	0.17
0011006	11006	8841	0.13	8940	0.13	9063	0.13	9217	0.13
0011201	11201	10250	0.15	9248	0.14	13721	0.20	8680	0.12
0011202	11202	2793	0.04	3138	0.05	4968	0.07	4650	0.07
0011204	11204	4225	0.06	4320	0.06	4396	0.06	3405	0.05
0011301	11301	5559	0.08	7990	0.12	3224	0.05	8038	0.11
0011302	11302	4143	0.06	3564	0.05	1976	0.03	2488	0.04
0011304	11304	3060	0.05	2540	0.04	2353	0.03	3187	0.05
0011305	11305	1516	0.02	1390	0.02	1670	0.02	1422	0.02
0011306	11306	3613	0.05	4334	0.06	4297	0.06	4507	0.06
0011701	11701	30079	0.44	27067	0.40	23000	0.33	25314	0.36
0011702	11702	9200	0.14	8558	0.13	9130	0.13	9391	0.13
0011704	11704	17947	0.26	18187	0.27	18972	0.27	18949	0.27
0011705	11705	7098	0.10	6818	0.10	5087	0.07	3466	0.05
0011706	11706	18830	0.28	19495	0.29	19988	0.29	22309	0.32
0011801	11801	5999	0.09	6066	0.09	6223	0.09	6460	0.09
0011802	11802	3353	0.05	3312	0.05	3330	0.05	3451	0.05
0011804	11804	3756	0.06	3717	0.05	4137	0.06	4211	0.06
0011901	11901	8869	0.13	8873	0.13	9156	0.13	9520	0.14
0011902	11902	5006	0.07	5018	0.07	5196	0.08	5332	0.08
0011904	11904	5127	0.08	5435	0.08	5408	0.08	5688	0.08
0012001	12001	13421	0.20	13940	0.21	13925	0.20	13724	0.19
0012002	12002	7652	0.11	8122	0.12	8183	0.12	7703	0.11
0012003	12003	1199	0.02	770	0.01	631	0.01	819	0.01
0012004	12004	5252	0.08	5691	0.08	5927	0.09	5932	0.08
0012005	12005	7609	0.11	7249	0.11	7435	0.11	7030	0.10
0012006	12006	7684	0.11	7939	0.12	7728	0.11	7559	0.11
0012101	12101	12689	0.19	12427	0.18	13222	0.19	14084	0.20
0012102	12102	8515	0.13	8427	0.12	8829	0.13	8853	0.13
0012103	12103	1376	0.02	1369	0.02	1218	0.02	1483	0.02
0012104	12104	10062	0.15	10545	0.16	10715	0.15	11201	0.16
0012105	12105	9736	0.14	7592	0.11	7587	0.11	9665	0.14
0012106	12106	8575	0.13	10763	0.16	10753	0.16	8572	0.12
0012301	12301	16304	0.24	16309	0.24	16804	0.24	15431	0.22
0012302	12302	13559	0.20	14185	0.21	14392	0.21	14481	0.21
0012303	12303	3719	0.05	3443	0.05	3579	0.05	3695	0.05
0012304	12304	21822	0.32	23781	0.35	24804	0.36	25103	0.36

2003 HEALTH CARE SURVEY OF DOD BENEFICIARIES – FINAL

0012305	12305	31506	0.46	30148	0.45	29227	0.42	29306	0.42
0012306	12306	19317	0.28	19598	0.29	19719	0.28	18701	0.27
0012401	12401	82094	1.21	81846	1.21	83117	1.20	84467	1.20
0012402	12402	29192	0.43	29633	0.44	30358	0.44	30881	0.44
0012403	12403	12839	0.19	12280	0.18	12009	0.17	11725	0.17
0012404	12404	18737	0.28	19742	0.29	20313	0.29	21110	0.30
0012405	12405	44830	0.66	44419	0.66	43986	0.63	43213	0.61
0012406	12406	23744	0.35	23923	0.35	22993	0.33	24353	0.35
0012501	12501	31669	0.47	31843	0.47	36660	0.53	38802	0.55
0012502	12502	14911	0.22	14263	0.21	15708	0.23	15985	0.23
0012503	12503	1559	0.02	1977	0.03	1314	0.02	1261	0.02
0012504	12504	21812	0.32	22189	0.33	22721	0.33	22949	0.33
0012505	12505	14876	0.22	15124	0.22	13205	0.19	9060	0.13
0012506	12506	28571	0.42	28421	0.42	30117	0.43	34847	0.49
0012601	12601	14106	0.21	14928	0.22	14998	0.22	15192	0.22
0012602	12602	9515	0.14	9651	0.14	9368	0.14	9692	0.14
0012604	12604	8272	0.12	8620	0.13	8860	0.13	8918	0.13
0012605	12605	5080	0.07	4714	0.07	2965	0.04	4684	0.07
0012606	12606	6308	0.09	6633	0.10	7984	0.12	6496	0.09
0012701	12701	8400	0.12	8441	0.12	8656	0.12	8630	0.12
0012702	12702	4234	0.06	4216	0.06	4217	0.06	4011	0.06
0012704	12704	3222	0.05	3310	0.05	3197	0.05	3423	0.05
0012705	12705	1460	0.02	1807	0.03	1860	0.03	1348	0.02
0012706	12706	3503	0.05	3214	0.05	3065	0.04	3404	0.05
0012801	12801	3912	0.06	3805	0.06	3973	0.06	4021	0.06
0012802	12802	2047	0.03	1990	0.03	2026	0.03	2082	0.03
0012804	12804	4438	0.07	4573	0.07	4743	0.07	4793	0.07
0012901	12901	9861	0.15	9707	0.14	10034	0.14	10536	0.15
0012902	12902	3693	0.05	3690	0.05	3692	0.05	3802	0.05
0012904	12904	3832	0.06	3984	0.06	4079	0.06	4113	0.06
0013101	13101	4637	0.07	4675	0.07	4632	0.07	4686	0.07
0013102	13102	2630	0.04	2598	0.04	2594	0.04	2596	0.04
0013105	13105	1923	0.03	1816	0.03	1956	0.03	1939	0.03
0028001	28001	7928	0.12	7934	0.12	7918	0.11	6752	0.10
0028002	28002	8121	0.12	8051	0.12	8132	0.12	8219	0.12
0028004	28004	2134	0.03	2245	0.03	2216	0.03	2263	0.03
0028701	28701	5001	0.07	4812	0.07	4852	0.07	4901	0.07
0028702	28702	2919	0.04	2935	0.04	2938	0.04	2953	0.04
0028704	28704	1295	0.02	1328	0.02	1381	0.02	1382	0.02
0032101	32101	9884	0.15	9790	0.14	10004	0.14	10290	0.15
0032102	32102	2522	0.04	2681	0.04	2753	0.04	2849	0.04
0032104	32104	1874	0.03	2088	0.03	2070	0.03	2111	0.03
0032601	32601	7861	0.12	10662	0.16	13296	0.19	15373	0.22
0032602	32602	2979	0.04	3060	0.05	3076	0.04	3095	0.04
0032604	32604	1734	0.03	2018	0.03	2103	0.03	2169	0.03
0033001	33001	10696	0.16	11538	0.17	13885	0.20	15938	0.23
0033002	33002	5692	0.08	5781	0.09	5746	0.08	5945	0.08
0036601	36601	4054	0.06	4226	0.06	4458	0.06	4601	0.07
0036602	36602	3325	0.05	3237	0.05	3289	0.05	3348	0.05
0036604	36604	7817	0.12	7944	0.12	8121	0.12	7795	0.11
0038501	38501	7863	0.12	7846	0.12	7753	0.11	8228	0.12
0038502	38502	4441	0.07	4733	0.07	4754	0.07	4778	0.07
0038504	38504	4214	0.06	4513	0.07	4740	0.07	4894	0.07
0060601	60601	21312	0.31	21640	0.32	22210	0.32	22310	0.32
0060602	60602	9631	0.14	10201	0.15	9488	0.14	8479	0.12
0060605	60605	5993	0.09	5303	0.08	6287	0.09	7215	0.10
0060701	60701	18549	0.27	18628	0.28	19272	0.28	19298	0.27
0060702	60702	7233	0.11	7995	0.12	7317	0.11	7811	0.11
0060705	60705	5248	0.08	4759	0.07	5150	0.07	5270	0.07
0060901	60901	27537	0.41	27424	0.41	28028	0.40	28491	0.40
0060902	60902	11613	0.17	11225	0.17	12381	0.18	11721	0.17
0060905	60905	3106	0.05	3493	0.05	2296	0.03	2859	0.04
0061201	61201	34466	0.51	38782	0.57	33422	0.48	33057	0.47
0061202	61202	2132	0.03	2517	0.04	924	0.01	901	0.01
0061205	61205	1930	0.03	3615	0.05	3942	0.06	3165	0.04
0061601	61601	3922	0.06	3628	0.05	4272	0.06	4091	0.06
0061602	61602	1155	0.02	1150	0.02	1874	0.03	1294	0.02
0061605	61605	1853	0.03	1680	0.02	1741	0.03	2530	0.04
0061606	61606	1903	0.03	2205	0.03	2058	0.03	1839	0.03
0061701	61701	18564	0.27	18144	0.27	18344	0.26	18332	0.26
0061702	61702	6166	0.09	7650	0.11	6993	0.10	6247	0.09

2003 HEALTH CARE SURVEY OF DOD BENEFICIARIES – FINAL

0061705	61705	2678	0.04	1050	0.02	1721	0.02	2304	0.03
0062001	62001	5897	0.09	5832	0.09	5771	0.08	5843	0.08
0062002	62002	3039	0.04	2997	0.04	2950	0.04	2957	0.04
0062005	62005	3777	0.06	3945	0.06	4413	0.06	4385	0.06
0062101	62101	16551	0.24	19139	0.28	18051	0.26	16910	0.24
0062102	62102	7575	0.11	8976	0.13	6098	0.09	5047	0.07
0062105	62105	344	0.01
0062201	62201	23084	0.34	20657	0.31	22941	0.33	24937	0.35
0062202	62202	4503	0.07	3162	0.05	5741	0.08	6088	0.09
0062203	62203	833	0.01	809	0.01	974	0.01	1561	0.02
0063301	63301	11847	0.17	11556	0.17	11808	0.17	11917	0.17
0063302	63302	6492	0.10	6728	0.10	4853	0.07	3100	0.04
0063305	63305	2266	0.03	1818	0.03	3564	0.05	5406	0.08
0063801	63801	8222	0.12	4295	0.06	9614	0.14	14075	0.20
0063805	63805	2174	0.03	395	0.01	1812	0.03	2654	0.04
0064001	64001	15380	0.23	13134	0.19	10704	0.15	10742	0.15
0064002	64002	6039	0.09	5554	0.08	5150	0.07	4147	0.06
0064005	64005	2242	0.03	3272	0.05	2326	0.03	1192	0.02
0080401	80401	1569	0.02	3664	0.05	6501	0.09	6657	0.09
0080402	80402	2111	0.03	1526	0.02	2845	0.04	5222	0.07
0080501	80501	6117	0.09	5999	0.09	5783	0.08	5720	0.08
0080502	80502	4065	0.06	4006	0.06	3912	0.06	3826	0.05
0080601	80601	10762	0.16	10624	0.16	10652	0.15	10666	0.15
0080602	80602	5672	0.08	5578	0.08	5858	0.08	5870	0.08
0713901	713901	7367	0.11	7389	0.11	7485	0.11	7589	0.11
0713902	713902	3992	0.06	4147	0.06	4206	0.06	4465	0.06
0999001	999001	6019	0.09	17210	0.25	11613	0.17	26134	0.37
0999002	999002	4174	0.06	4973	0.07	2934	0.04	5284	0.07
0999003	999003	3049	0.04	3273	0.05	5637	0.08	10018	0.14
0999005	999005	63914	0.94	55974	0.83	62118	0.90	35898	0.51
0999006	999006	48063	0.71	33641	0.50	26949	0.39	35999	0.51
0999101	999101	77501	1.14	66966	0.99	84261	1.22	84683	1.20
0999102	999102	24787	0.37	27326	0.40	30836	0.45	35334	0.50
0999103	999103	46779	0.69	39373	0.58	53833	0.78	61536	0.87
0999104	999104	48474	0.71	52361	0.77	55149	0.80	57308	0.81
0999105	999105	370754	5.47	369929	5.47	364998	5.27	369313	5.24
0999106	999106	316122	4.66	315971	4.67	321333	4.64	322583	4.58
0999201	999201	44708	0.66	44355	0.66	49140	0.71	48172	0.68
0999202	999202	22103	0.33	24613	0.36	27877	0.40	31546	0.45
0999203	999203	27629	0.41	23404	0.35	29975	0.43	31805	0.45
0999204	999204	78089	1.15	80070	1.18	83318	1.20	84315	1.20
0999205	999205	254556	3.75	250472	3.70	245255	3.54	243065	3.45
0999206	999206	308426	4.55	308114	4.55	308977	4.46	315704	4.48
0999301	999301	58821	0.87	54760	0.81	67444	0.97	67761	0.96
0999302	999302	21861	0.32	27388	0.40	31257	0.45	37215	0.53
0999303	999303	40541	0.60	34326	0.51	48417	0.70	53133	0.75
0999304	999304	71454	1.05	75367	1.11	80447	1.16	82493	1.17
0999305	999305	405661	5.98	400601	5.92	394296	5.69	391271	5.55
0999306	999306	384640	5.67	385148	5.69	388799	5.61	394042	5.59

2003 HEALTH CARE SURVEY OF DOD BENEFICIARIES – FINAL

CACSMPL - Catchment Area										
Unweighted										
Value	Formatted Value	Count	Q1 Percent	Count	Q2 Percent	Count	Q3 Percent	Count	Q4 Percent	
1	Redstone Ars/Ft McClellan	109	0.75	109	0.83	95	0.75	77	0.66	
3	Ft. Rucker	105	0.72	104	0.79	90	0.71	98	0.84	
4	Maxwell AFB	127	0.88	131	0.99	99	0.78	88	0.76	
5	Ft Wainwright	71	0.49	96	0.73	81	0.64	85	0.73	
6	Elmendorf AFB/Ft Wainwright	137	0.94	118	0.90	118	0.93	104	0.89	
8	Ft. Huachuca	101	0.70	90	0.68	96	0.76	80	0.69	
9	Luke AFB	158	1.09	148	1.12	142	1.12	144	1.24	
10	Davis-Monthan AFB	107	0.74	98	0.74	109	0.86	85	0.73	
13	Little Rock AFB	118	0.81	95	0.72	78	0.62	84	0.72	
14	Travis AFB	182	1.25	193	1.47	175	1.39	161	1.38	
19	Edwards AFB	106	0.73	102	0.77	101	0.80	103	0.89	
24	NH Camp Pendleton/Ft Irwin	148	1.02	134	1.02	123	0.97	132	1.13	
28	NH LeMoore	103	0.71	95	0.72	82	0.65	74	0.64	
29	NMC San Diego	166	1.14	163	1.24	151	1.20	137	1.18	
30	NH 29-Palms	107	0.74	88	0.67	101	0.80	64	0.55	
32	Evans ACH-Ft. Carson	117	0.81	103	0.78	104	0.82	102	0.88	
33	USAF Acad. Hospital	160	1.10	138	1.05	132	1.04	97	0.83	
35	NACC Groton	110	0.76	100	0.76	87	0.69	99	0.85	
36	Dover AFB	119	0.82	101	0.77	89	0.70	104	0.89	
37	Walter Reed AMC	180	1.24	177	1.34	170	1.35	143	1.23	
38	NH Pensacola	156	1.08	146	1.11	139	1.10	133	1.14	
39	NH Jacksonville/Key West	176	1.21	182	1.38	181	1.43	145	1.25	
42	Eglin AFB	159	1.10	132	1.00	125	0.99	125	1.07	
43	Tyndall AFB	115	0.79	103	0.78	96	0.76	74	0.64	
45	MacDill AFB	209	1.44	205	1.56	184	1.46	165	1.42	
46	Patrick AFB	119	0.82	126	0.96	110	0.87	96	0.83	
47	Ft. Gordon	131	0.90	123	0.93	120	0.95	115	0.99	
48	Ft. Benning	126	0.87	108	0.82	101	0.80	112	0.96	
49	Ft. Stewart	112	0.77	102	0.77	98	0.78	94	0.81	
51	Robins AFB	104	0.72	110	0.83	101	0.80	80	0.69	
52	Tripler AMC	150	1.03	155	1.18	126	1.00	111	0.95	
53	Mountain Home AFB	103	0.71	93	0.71	96	0.76	86	0.74	
55	Scott AFB	165	1.14	137	1.04	142	1.12	131	1.13	
56	NH Great Lakes	121	0.83	117	0.89	109	0.86	106	0.91	
57	Ft. Riley	105	0.72	87	0.66	109	0.86	96	0.83	
58	Ft. Leavenworth	131	0.90	125	0.95	101	0.80	108	0.93	
59	McConnell AFB	101	0.70	93	0.71	68	0.54	88	0.76	
60	Ft. Campbell	124	0.85	112	0.85	123	0.97	92	0.79	
61	Ft. Knox	158	1.09	130	0.99	125	0.99	110	0.95	
62	Barksdale AFB	105	0.72	76	0.58	66	0.52	78	0.67	
64	Ft. Polk	92	0.63	91	0.69	78	0.62	70	0.60	
66	Andrews AFB	175	1.21	151	1.15	163	1.29	117	1.01	
67	NNMC Bethesda	191	1.32	180	1.37	155	1.23	142	1.22	
69	Ft. Meade	158	1.09	136	1.03	115	0.91	104	0.89	
73	Keesler AFB	130	0.90	119	0.90	89	0.70	102	0.88	
75	Ft. Leonard Wood	115	0.79	116	0.88	102	0.81	91	0.78	
78	Offutt AFB	145	1.00	134	1.02	126	1.00	119	1.02	
79	Nellis AFB	141	0.97	146	1.11	118	0.93	110	0.95	
83	Kirtland AFB	96	0.66	90	0.68	78	0.62	95	0.82	
86	West Point	152	1.05	129	0.98	128	1.01	121	1.04	
89	Ft. Bragg	166	1.14	150	1.14	140	1.11	136	1.17	
90	Seymour Johnson AFB	96	0.66	80	0.61	78	0.62	81	0.70	
91	NH Camp Lejeune	139	0.96	114	0.87	122	0.97	94	0.81	
92	NH Cherry Point	98	0.68	97	0.74	91	0.72	93	0.80	
95	Wright Patterson AFB	151	1.04	128	0.97	115	0.91	106	0.91	
96	Tinker AFB	129	0.89	123	0.93	109	0.86	107	0.92	
98	Ft. Sill	109	0.75	104	0.79	61	0.48	79	0.68	
101	Shaw AFB	112	0.77	93	0.71	98	0.78	87	0.75	
103	NH Charleston	141	0.97	117	0.89	133	1.05	132	1.13	
104	NH Beaufort	97	0.67	87	0.66	98	0.78	90	0.77	

2003 HEALTH CARE SURVEY OF DOD BENEFICIARIES – FINAL

105	Ft. Jackson	110	0.76	102	0.77	97	0.77	99	0.85
108	Ft. Bliss	113	0.78	124	0.94	115	0.91	109	0.94
109	Brooke AMC-Ft. Sam Houston	152	1.05	156	1.18	144	1.14	135	1.16
110	Ft. Hood	166	1.14	152	1.15	132	1.04	97	0.83
112	Dyess AFB	110	0.76	91	0.69	87	0.69	75	0.64
113	Laughlin AFB/Sheppard AFB	107	0.74	105	0.80	63	0.50	84	0.72
117	Lackland AFB	128	0.88	113	0.86	116	0.92	96	0.83
118	NH Corpus Christi	104	0.72	94	0.71	100	0.79	87	0.75
119	Hill AFB	105	0.72	112	0.85	99	0.78	87	0.75
120	Langley AFB	161	1.11	134	1.02	117	0.93	126	1.08
121	Ft. Eustis	145	1.00	124	0.94	118	0.93	129	1.11
123	Ft. Belvoir	211	1.45	225	1.71	185	1.46	167	1.44
124	NMC Portsmouth	179	1.23	166	1.26	157	1.24	138	1.19
125	Madigan AMC-Ft. Lewis	184	1.27	179	1.36	164	1.30	136	1.17
126	NH Bremerton	113	0.78	112	0.85	108	0.85	113	0.97
127	NH Oak Harbor	109	0.75	109	0.83	95	0.75	86	0.74
128	Fairchild AFB	121	0.83	99	0.75	89	0.70	75	0.64
129	F.E. Warren AFB	119	0.82	99	0.75	89	0.70	98	0.84
131	Ft. Irwin	87	0.60	57	0.43	69	0.55	55	0.47
280	Pearl Harbor	111	0.77	101	0.77	100	0.79	103	0.89
287	NMCL Pearl Harbor/Hickam	115	0.79	116	0.88	111	0.88	96	0.83
321	NACC Portsmouth New Hamp.	125	0.86	99	0.75	109	0.86	95	0.82
326	McGuire AFB/Ft. Dix	100	0.69	98	0.74	66	0.52	60	0.52
330	Ft. Drum	79	0.54	72	0.55	50	0.40	50	0.43
366	Randolph AFB	122	0.84	88	0.67	103	0.82	97	0.83
385	NMCL Quantico	102	0.70	94	0.71	84	0.66	77	0.66
606	Landstuhl AMC/other German	85	0.59	54	0.41	75	0.59	38	0.33
607	Landstuhl	85	0.59	89	0.68	65	0.51	58	0.50
609	Wuerzburg	77	0.53	72	0.55	67	0.53	44	0.38
612	Seoul	83	0.57	78	0.59	71	0.56	50	0.43
616	NH Guantanamo/Roosevelt Rds	74	0.51	67	0.51	76	0.60	50	0.43
617	Naples	72	0.50	63	0.48	78	0.62	59	0.51
620	Agana	78	0.54	76	0.58	67	0.53	63	0.54
621	Okinawa	67	0.46	49	0.37	46	0.36	33	0.28
622	NH Yokosuka/other Asian	72	0.50	50	0.38	67	0.53	64	0.55
633	RAF Lakenheath/other Europe	74	0.51	47	0.36	79	0.63	50	0.43
638	Kunsan AB/Osan AB	48	0.33	19	0.14	45	0.36	50	0.43
640	Yokota AB	87	0.60	48	0.36	92	0.73	49	0.42
804	Kadena AFB	18	0.12	14	0.11	60	0.47	47	0.40
805	Spangdahlem AB	94	0.65	47	0.36	76	0.60	80	0.69
806	Spangdahlem/Ramstein AFB	87	0.60	65	0.49	83	0.66	74	0.64
7139	Hurlburt Field	120	0.83	111	0.84	90	0.71	90	0.77
9901	Out/Area-Reg 1	360	2.48	300	2.28	320	2.53	312	2.68
9902	Out/Area-Reg 2	116	0.80	91	0.69	95	0.75	111	0.95
9903	Out/Area-Reg 3	244	1.68	239	1.81	232	1.84	183	1.57
9904	Out/Area-Reg 4	181	1.25	171	1.30	176	1.39	167	1.44
9905	Out/Area-Reg 5	284	1.96	229	1.74	238	1.88	221	1.90
9906	Out/Area-Reg 6	378	2.61	317	2.41	319	2.53	272	2.34
9907	Out/Area-Reg 7	56	0.39	53	0.40	51	0.40	63	0.54
9908	Out/Area-Reg 8	218	1.50	212	1.61	205	1.62	205	1.76
9909	Out/Area-Reg 9	91	0.63	104	0.79	101	0.80	98	0.84
9910	Out/Area-Reg 10	77	0.53	98	0.74	90	0.71	80	0.69
9911	Out/Area-Reg 11	113	0.78	107	0.81	110	0.87	114	0.98
9912	Out/Area-Reg 12	7	0.05	11	0.08	8	0.06	13	0.11
9913	Out/Area-Europe	6	0.04	4	0.03	5	0.04	5	0.04
9914	Out/Area-Pacific	3	0.02	13	0.10	7	0.06	4	0.03
9915	Out/Area-Latin America & Can	30	0.21	22	0.17	25	0.20	19	0.16
9999	Missing	6	0.04	3	0.02	7	0.06	14	0.12

2003 HEALTH CARE SURVEY OF DOD BENEFICIARIES – FINAL

Value	Formatted Value	Weighted							
		Q1		Q2		Q3		Q4	
		Count	Percent	Count	Percent	Count	Percent	Count	Percent
1	Redstone Ars/Ft McClellan	11913	0.18	11787	0.17	12016	0.17	12315	0.17
3	Ft. Rucker	24311	0.36	24448	0.36	25136	0.36	25337	0.36
4	Maxwell AFB	10942	0.16	11411	0.17	11752	0.17	11884	0.17
5	Ft Wainwright	20388	0.30	20318	0.30	20414	0.29	20384	0.29
6	Elmendorf AFB/Ft Wainwright	27085	0.40	26889	0.40	27428	0.40	27617	0.39
8	Ft. Huachuca	10630	0.16	10827	0.16	10879	0.16	11131	0.16
9	Luke AFB	67878	1.00	67784	1.00	69708	1.01	70314	1.00
10	Davis-Monthan AFB	17907	0.26	17656	0.26	17939	0.26	18101	0.26
13	Little Rock AFB	11381	0.17	11589	0.17	11923	0.17	12188	0.17
14	Travis AFB	84096	1.24	84403	1.25	85882	1.24	87100	1.24
19	Edwards AFB	19140	0.28	19278	0.28	19794	0.29	20002	0.28
24	NH Camp Pendleton/Ft Irwin	105576	1.56	106247	1.57	108356	1.56	111299	1.58
28	NH LeMoore	25012	0.37	25201	0.37	20528	0.30	26796	0.38
29	NMC San Diego	199430	2.94	199822	2.95	197648	2.85	198678	2.82
30	NH 29-Palms	18978	0.28	18462	0.27	24313	0.35	18415	0.26
32	Evans ACH-Ft. Carson	46066	0.68	46465	0.69	51274	0.74	52607	0.75
33	USAF Acad. Hospital	55420	0.82	54557	0.81	54246	0.78	54025	0.77
35	NACC Groton	20189	0.30	20961	0.31	21206	0.31	21809	0.31
36	Dover AFB	10431	0.15	10498	0.16	10778	0.16	11755	0.17
37	Walter Reed AMC	54552	0.80	55707	0.82	56060	0.81	56535	0.80
38	NH Pensacola	74956	1.10	76210	1.13	77371	1.12	77579	1.10
39	NH Jacksonville/Key West	122304	1.80	122791	1.81	125804	1.82	125796	1.79
42	Eglin AFB	53006	0.78	52430	0.77	52485	0.76	53168	0.75
43	Tyndall AFB	10651	0.16	10868	0.16	11263	0.16	11634	0.17
45	MacDill AFB	85609	1.26	85753	1.27	86940	1.25	88486	1.26
46	Patrick AFB	12950	0.19	13012	0.19	13347	0.19	13235	0.19
47	Ft. Gordon	57927	0.85	58556	0.87	58963	0.85	59427	0.84
48	Ft. Benning	57626	0.85	55020	0.81	60321	0.87	57239	0.81
49	Ft. Stewart	49969	0.74	51689	0.76	52401	0.76	64305	0.91
51	Robins AFB	13473	0.20	13407	0.20	13547	0.20	13908	0.20
52	Tripler AMC	69995	1.03	70084	1.04	69571	1.00	72084	1.02
53	Mountain Home AFB	10838	0.16	10379	0.15	10644	0.15	10708	0.15
55	Scott AFB	44915	0.66	44393	0.66	45552	0.66	46929	0.67
56	NH Great Lakes	53708	0.79	51604	0.76	52318	0.76	49058	0.70
57	Ft. Riley	24133	0.36	24279	0.36	28169	0.41	29854	0.42
58	Ft. Leavenworth	18443	0.27	18582	0.27	18879	0.27	19320	0.27
59	McConnell AFB	10283	0.15	10467	0.15	10768	0.16	11241	0.16
60	Ft. Campbell	60758	0.90	61208	0.90	63346	0.91	67303	0.96
61	Ft. Knox	46383	0.68	46703	0.69	52114	0.75	56174	0.80
62	Barksdale AFB	11834	0.17	12046	0.18	12127	0.18	12337	0.18
64	Ft. Polk	21139	0.31	20917	0.31	21217	0.31	21285	0.30
66	Andrews AFB	65592	0.97	66183	0.98	67306	0.97	67021	0.95
67	NNMC Bethesda	79986	1.18	79296	1.17	79516	1.15	79815	1.13
69	Ft. Meade	36572	0.54	38358	0.57	40398	0.58	42021	0.60
73	Keesler AFB	41254	0.61	41196	0.61	42085	0.61	41882	0.59
75	Ft. Leonard Wood	24541	0.36	24739	0.37	26160	0.38	27927	0.40
78	Offutt AFB	34902	0.51	34913	0.52	35367	0.51	35220	0.50
79	Nellis AFB	54593	0.80	56012	0.83	55350	0.80	57239	0.81
83	Kirtland AFB	19622	0.29	19832	0.29	20518	0.30	20755	0.29
86	West Point	28347	0.42	28594	0.42	29651	0.43	29802	0.42
89	Ft. Bragg	122651	1.81	121915	1.80	124244	1.79	124573	1.77
90	Seymour Johnson AFB	10048	0.15	10082	0.15	10381	0.15	10708	0.15
91	NH Camp Lejeune	61906	0.91	63684	0.94	65716	0.95	67347	0.96
92	NH Cherry Point	23618	0.35	23906	0.35	24153	0.35	24599	0.35
95	Wright Patterson AFB	42620	0.63	42707	0.63	43562	0.63	44561	0.63
96	Tinker AFB	31124	0.46	31372	0.46	31974	0.46	32511	0.46
98	Ft. Sill	39738	0.59	40435	0.60	40689	0.59	40699	0.58
101	Shaw AFB	19607	0.29	19506	0.29	20499	0.30	20535	0.29
103	NH Charleston	51483	0.76	50746	0.75	51728	0.75	52312	0.74
104	NH Beaufort	23395	0.34	23746	0.35	22108	0.32	22508	0.32
105	Ft. Jackson	44831	0.66	44707	0.66	46270	0.67	43676	0.62
108	Ft. Bliss	51333	0.76	53271	0.79	55194	0.80	57301	0.81
109	Brooke AMC-Ft. Sam Houston	66848	0.99	66165	0.98	67239	0.97	67539	0.96

2003 HEALTH CARE SURVEY OF DOD BENEFICIARIES – FINAL

110	Ft. Hood	102899	1.52	103255	1.53	107050	1.55	108842	1.54
112	Dyess AFB	17269	0.25	16706	0.25	23086	0.33	16735	0.24
113	Laughlin AFB/Sheppard AFB	17891	0.26	19818	0.29	13519	0.20	19642	0.28
117	Lackland AFB	83154	1.23	80125	1.18	76176	1.10	79429	1.13
118	NH Corpus Christi	13108	0.19	13095	0.19	13690	0.20	14122	0.20
119	Hill AFB	19002	0.28	19326	0.29	19760	0.29	20540	0.29
120	Langley AFB	42817	0.63	43711	0.65	43829	0.63	42767	0.61
121	Ft. Eustis	50953	0.75	51123	0.76	52324	0.76	53858	0.76
123	Ft. Belvoir	106227	1.57	107464	1.59	108525	1.57	106717	1.51
124	NMC Portsmouth	211436	3.12	211843	3.13	212776	3.07	215749	3.06
125	Madigan AMC-Ft. Lewis	113398	1.67	113817	1.68	119725	1.73	122904	1.74
126	NH Bremerton	43281	0.64	44546	0.66	44175	0.64	44982	0.64
127	NH Oak Harbor	20820	0.31	20988	0.31	20995	0.30	20817	0.30
128	Fairchild AFB	10397	0.15	10368	0.15	10742	0.16	10896	0.15
129	F.E. Warren AFB	17386	0.26	17381	0.26	17805	0.26	18451	0.26
131	Ft. Irwin	9190	0.14	9089	0.13	9182	0.13	9221	0.13
280	Pearl Harbor	18183	0.27	18230	0.27	18266	0.26	17234	0.24
287	NMCL Pearl Harbor/Hickam	9215	0.14	9075	0.13	9171	0.13	9236	0.13
321	NACC Portsmouth New Hamp.	14280	0.21	14559	0.22	14827	0.21	15250	0.22
326	McGuire AFB/Ft. Dix	12574	0.19	15740	0.23	18475	0.27	20637	0.29
330	Ft. Drum	16388	0.24	17319	0.26	19631	0.28	21883	0.31
366	Randolph AFB	15196	0.22	15407	0.23	15868	0.23	15744	0.22
385	NMCL Quantico	16518	0.24	17092	0.25	17247	0.25	17900	0.25
606	Landstuhl AMC/other German	36936	0.54	37144	0.55	37985	0.55	38004	0.54
607	Landstuhl	31030	0.46	31382	0.46	31739	0.46	32379	0.46
609	Wuerzburg	42256	0.62	42142	0.62	42705	0.62	43071	0.61
612	Seoul	38529	0.57	44913	0.66	38288	0.55	37123	0.53
616	NH Guantanamo/Roosevelt Rds	8833	0.13	8663	0.13	9946	0.14	9754	0.14
617	Naples	27408	0.40	26844	0.40	27058	0.39	26883	0.38
620	Agana	12713	0.19	12774	0.19	13134	0.19	13185	0.19
621	Okinawa	24470	0.36	28114	0.42	24149	0.35	21958	0.31
622	NH Yokosuka/other Asian	28420	0.42	24628	0.36	29655	0.43	32586	0.46
633	RAF Lakenheath/other Europe	20605	0.30	20102	0.30	20225	0.29	20423	0.29
638	Kunsan AB/Osan AB	10397	0.15	4691	0.07	11426	0.16	16729	0.24
640	Yokota AB	23661	0.35	21960	0.32	18180	0.26	16081	0.23
804	Kadena AFB	3680	0.05	5190	0.08	9345	0.13	11879	0.17
805	Spangdahlem AB	10182	0.15	10005	0.15	9695	0.14	9546	0.14
806	Spangdahlem/Ramstein AFB	16434	0.24	16202	0.24	16510	0.24	16536	0.23
7139	Hurlburt Field	11359	0.17	11536	0.17	11691	0.17	12054	0.17
9901	Out/Area-Reg 1	418356	6.17	419002	6.19	445068	6.42	448830	6.37
9902	Out/Area-Reg 2	137777	2.03	128254	1.89	134225	1.94	162315	2.30
9903	Out/Area-Reg 3	349878	5.16	338285	5.00	353718	5.11	307006	4.36
9904	Out/Area-Reg 4	252744	3.73	250182	3.70	266211	3.84	277688	3.94
9905	Out/Area-Reg 5	328284	4.84	324669	4.80	331118	4.78	319612	4.54
9906	Out/Area-Reg 6	416859	6.15	359402	5.31	376332	5.43	357148	5.07
9907	Out/Area-Reg 7	77062	1.14	78465	1.16	78748	1.14	107330	1.52
9908	Out/Area-Reg 8	303295	4.47	310660	4.59	311983	4.50	333892	4.74
9909	Out/Area-Reg 9	102566	1.51	120780	1.78	118601	1.71	127411	1.81
9910	Out/Area-Reg 10	84323	1.24	113342	1.67	106774	1.54	104032	1.48
9911	Out/Area-Reg 11	124100	1.83	125532	1.85	132658	1.91	149120	2.12
9912	Out/Area-Reg 12	7662	0.11	11972	0.18	10179	0.15	16896	0.24
9913	Out/Area-Europe	25635	0.38	16777	0.25	12219	0.18	19038	0.27
9914	Out/Area-Pacific	11710	0.17	14958	0.22	12708	0.18	7865	0.11
9915	Out/Area-Latin America & Can	63299	0.93	74626	1.10	64353	0.93	58387	0.83
9999	Missing	24575	0.36	8710	0.13	19971	0.29	28041	0.40

ENBGSMP - Enrollment by beneficiary category										
Unweighted										
Value	Formatted Value	Count	Q1 Percent	Count	Q2 Percent	Count	Q3 Percent	Count	Q4 Percent	
01	Active duty	4273	29.46	3614	27.43	3501	27.71	3164	27.20	
02	Active duty fam,Prime,civ PCM	146	1.01	139	1.06	134	1.06	148	1.27	
03	Active duty fam,Prime,mil PCM	2173	14.98	2028	15.39	1900	15.04	1698	14.60	
04	Active duty fam,non-enrollee	901	6.21	818	6.21	777	6.15	736	6.33	
05	Retired,<65,civ PCM	369	2.54	363	2.76	358	2.83	331	2.85	
06	Retired,<65,mil PCM	2083	14.36	1956	14.85	1886	14.93	1716	14.75	
07	Retired,<65,non-enrollee	2274	15.68	1998	15.17	1909	15.11	1713	14.73	
10	Retired,65+,non-enrollee	2284	15.75	2258	17.14	2168	17.16	2126	18.28	
Weighted										
Value	Formatted Value	Count	Q1 Percent	Count	Q2 Percent	Count	Q3 Percent	Count	Q4 Percent	
01	Active duty	1664517	24.54	1658861	24.51	1755081	25.33	1823121	25.87	
02	Active duty fam,Prime,civ PCM	110679	1.63	109496	1.62	119975	1.73	154971	2.20	
03	Active duty fam,Prime,mil PCM	603939	8.90	620396	9.17	631316	9.11	612364	8.69	
04	Active duty fam,non-enrollee	195425	2.88	170288	2.52	209863	3.03	233322	3.31	
05	Retired,<65,civ PCM	287192	4.23	313625	4.63	314698	4.54	325367	4.62	
06	Retired,<65,mil PCM	576668	8.50	584525	8.64	615716	8.89	613441	8.71	
07	Retired,<65,non-enrollee	1650081	24.33	1616141	23.88	1573822	22.72	1537072	21.81	
10	Retired,65+,non-enrollee	1694957	24.99	1694723	25.04	1707504	24.65	1746614	24.79	

MPCSMPL - Military Personnel Category										
Unweighted										
Value	Formatted Value	Count	Q1 Percent	Count	Q2 Percent	Count	Q3 Percent	Count	Q4 Percent	
1	Enlisted/Unknown	10055	69.33	9024	68.50	8811	69.75	8078	69.45	
2	Officer	4047	27.90	3733	28.34	3433	27.17	3179	27.33	
3	Warrant officer	401	2.76	417	3.17	389	3.08	375	3.22	
Weighted										
Value	Formatted Value	Count	Q1 Percent	Count	Q2 Percent	Count	Q3 Percent	Count	Q4 Percent	
1	Enlisted/Unknown	4717604	69.55	4678657	69.13	4868632	70.27	4955235	70.32	
2	Officer	1846116	27.21	1850185	27.34	1828080	26.39	1854661	26.32	
3	Warrant officer	219735	3.24	239212	3.53	231263	3.34	236374	3.35	

NHFF - Stratum Sample Size										
Unweighted										
Value	Formatted Value	Count	Q1 Percent	Count	Q2 Percent	Count	Q3 Percent	Count	Q4 Percent	
27 -- 530	0--9999	14503	100.00	13174	100.00	12633	100.00	11632	100.00	
Weighted										
Value	Formatted Value	Count	Q1 Percent	Count	Q2 Percent	Count	Q3 Percent	Count	Q4 Percent	
27 -- 530	0--9999	6783456	100.00	6768054	100.00	6927975	100.00	7046270	100.00	

SERVAREA - Service Area										
Unweighted										
Value	Formatted Value	Count	Q1 Percent	Count	Q2 Percent	Count	Q3 Percent	Count	Q4 Percent	
	Missing	12748	87.90	11549	87.67	11075	87.67	10174	87.47	
01	Serv area1 (Pendleton/San Diego)	152	1.05	136	1.03	116	0.92	124	1.07	
02	Serv area2 (Carson/USAF)	108	0.74	90	0.68	90	0.71	89	0.77	
03	Serv area3 (DC/Andrews/Bethesda/Belvoir)	360	2.48	352	2.67	338	2.68	287	2.47	
04	Serv area4 (Pensacola/Eglin)	155	1.07	141	1.07	127	1.01	127	1.09	
05	Serv area5 (Stewart/Charleston/Beaufort)	152	1.05	147	1.12	161	1.27	145	1.25	
06	Serv area6 (Lejeune/Cherry Point)	106	0.73	99	0.75	99	0.78	83	0.71	
07	Serv area7 (Sill/Sheppard)	82	0.57	86	0.65	63	0.50	65	0.56	
08	Serv area8 (Shaw/Jackson)	96	0.66	76	0.58	89	0.70	88	0.76	
09	Serv area9 (Sam Houston/Lackland)	141	0.97	128	0.97	127	1.01	101	0.87	
10	Serv area10 (Langley/Eustis/Portsmouth)	239	1.65	198	1.50	191	1.51	204	1.75	
11	Serv area11 (Lewis/Bremerton/Oak Harbor)	164	1.13	172	1.31	157	1.24	145	1.25	
Weighted										
Value	Formatted Value	Count	Q1 Percent	Count	Q2 Percent	Count	Q3 Percent	Count	Q4 Percent	
	Missing	6097042	89.88	6087804	89.95	6256580	90.31	6373052	90.45	
01	Serv area1 (Pendleton/San Diego)	109105	1.61	104079	1.54	102241	1.48	103328	1.47	
02	Serv area2 (Carson/USAF)	33961	0.50	32776	0.48	32789	0.47	35327	0.50	
03	Serv area3 (DC/Andrews/Bethesda/Belvoir)	147265	2.17	146707	2.17	144797	2.09	142628	2.02	
04	Serv area4 (Pensacola/Eglin)	53109	0.78	52452	0.77	51932	0.75	52815	0.75	
05	Serv area5 (Stewart/Charleston/Beaufort)	37693	0.56	41009	0.61	41172	0.59	39358	0.56	
06	Serv area6 (Lejeune/Cherry Point)	21235	0.31	20415	0.30	20908	0.30	20757	0.29	
07	Serv area7 (Sill/Sheppard)	15462	0.23	16244	0.24	15508	0.22	15676	0.22	
08	Serv area8 (Shaw/Jackson)	26610	0.39	25584	0.38	26256	0.38	25399	0.36	
09	Serv area9 (Sam Houston/Lackland)	61891	0.91	62590	0.92	60516	0.87	61429	0.87	
10	Serv area10 (Langley/Eustis/Portsmouth)	117592	1.73	116304	1.72	114340	1.65	114419	1.62	
11	Serv area11 (Lewis/Bremerton/Oak Harbor)	62493	0.92	62091	0.92	60936	0.88	62082	0.88	

2003 HEALTH CARE SURVEY OF DOD BENEFICIARIES – FINAL

DCATCH - Catchment Area										
Unweighted										
Value	Formatted Value	Count	Q1 Percent	Count	Q2 Percent	Count	Q3 Percent	Count	Q4 Percent	Percent
0003	3	104	0.72	106	0.80	91	0.72	98	0.84	
0005	5	53	0.37	72	0.55	68	0.54	63	0.54	
0006	6	139	0.96	120	0.91	117	0.93	109	0.94	
0009	9	159	1.10	148	1.12	146	1.16	142	1.22	
0014	14	164	1.13	168	1.28	162	1.28	135	1.16	
0024	24	135	0.93	134	1.02	117	0.93	116	1.00	
0028	28	86	0.59	89	0.68	71	0.56	70	0.60	
0029	29	194	1.34	162	1.23	167	1.32	149	1.28	
0030	30	96	0.66	73	0.55	92	0.73	58	0.50	
0032	32	122	0.84	110	0.83	106	0.84	108	0.93	
0033	33	157	1.08	131	0.99	128	1.01	88	0.76	
0037	37	212	1.46	210	1.59	165	1.31	147	1.26	
0038	38	126	0.87	126	0.96	112	0.89	101	0.87	
0039	39	160	1.10	166	1.26	148	1.17	130	1.12	
0042	42	280	1.93	239	1.81	209	1.65	213	1.83	
0045	45	205	1.41	205	1.56	182	1.44	166	1.43	
0047	47	94	0.65	88	0.67	95	0.75	84	0.72	
0048	48	129	0.89	112	0.85	101	0.80	110	0.95	
0049	49	115	0.79	94	0.71	93	0.74	87	0.75	
0052	52	371	2.56	377	2.86	334	2.64	315	2.71	
0053	53	89	0.61	74	0.56	83	0.66	70	0.60	
0055	55	160	1.10	133	1.01	141	1.12	132	1.13	
0056	56	116	0.80	117	0.89	104	0.82	105	0.90	
0057	57	104	0.72	88	0.67	97	0.77	88	0.76	
0060	60	129	0.89	110	0.83	121	0.96	90	0.77	
0061	61	152	1.05	124	0.94	117	0.93	94	0.81	
0064	64	84	0.58	82	0.62	74	0.59	68	0.58	
0066	66	190	1.31	173	1.31	185	1.46	127	1.09	
0067	67	245	1.69	211	1.60	180	1.42	182	1.56	
0073	73	143	0.99	124	0.94	92	0.73	108	0.93	
0075	75	112	0.77	115	0.87	101	0.80	88	0.76	
0078	78	143	0.99	131	0.99	123	0.97	120	1.03	
0079	79	138	0.95	144	1.09	120	0.95	107	0.92	
0086	86	132	0.91	101	0.77	113	0.89	101	0.87	
0089	89	170	1.17	152	1.15	140	1.11	134	1.15	
0091	91	145	1.00	115	0.87	123	0.97	98	0.84	
0092	92	93	0.64	96	0.73	92	0.73	87	0.75	
0095	95	142	0.98	122	0.93	109	0.86	98	0.84	
0098	98	96	0.66	94	0.71	63	0.50	70	0.60	
0101	101	113	0.78	92	0.70	98	0.78	90	0.77	
0103	103	133	0.92	113	0.86	128	1.01	130	1.12	
0104	104	97	0.67	85	0.65	98	0.78	91	0.78	
0105	105	106	0.73	106	0.80	96	0.76	97	0.83	
0108	108	97	0.67	102	0.77	104	0.82	92	0.79	
0109	109	277	1.91	241	1.83	236	1.87	213	1.83	
0110	110	165	1.14	155	1.18	136	1.08	95	0.82	
0113	113	103	0.71	96	0.73	59	0.47	85	0.73	
0117	117	122	0.84	122	0.93	120	0.95	108	0.93	
0120	120	164	1.13	143	1.09	112	0.89	125	1.07	
0121	121	120	0.83	95	0.72	110	0.87	107	0.92	
0123	123	296	2.04	305	2.32	245	1.94	214	1.84	
0124	124	218	1.50	195	1.48	197	1.56	162	1.39	
0125	125	187	1.29	175	1.33	158	1.25	139	1.19	
0126	126	107	0.74	106	0.80	96	0.76	100	0.86	
0127	127	105	0.72	105	0.80	93	0.74	83	0.71	
0131	131	81	0.56	55	0.42	62	0.49	50	0.43	
0606	606	65	0.45	56	0.43	54	0.43	33	0.28	
0607	607	104	0.72	94	0.71	108	0.85	90	0.77	
0609	609	32	0.22	30	0.23	33	0.26	14	0.12	
0612	612	56	0.39	53	0.40	46	0.36	25	0.21	

2003 HEALTH CARE SURVEY OF DOD BENEFICIARIES – FINAL

0615	615	8	0.06	3	0.02	4	0.03	1	0.01
0616	616	52	0.36	54	0.41	61	0.48	41	0.35
0617	617	13	0.09	11	0.08	19	0.15	12	0.10
0618	618	18	0.12	5	0.04	14	0.11	8	0.07
0620	620	72	0.50	70	0.53	63	0.50	59	0.51
0621	621	70	0.48	55	0.42	98	0.78	76	0.65
0622	622	42	0.29	27	0.20	39	0.31	48	0.41
0623	623	6	0.04	10	0.08	10	0.08	9	0.08
0624	624	8	0.06	9	0.07	11	0.09	11	0.09
0629	629	4	0.03	10	0.08	4	0.03	1	0.01
0633	633	46	0.32	26	0.20	38	0.30	26	0.22
0635	635	6	0.04	3	0.02	3	0.02	9	0.08
0637	637	5	0.03	2	0.02	4	0.03	4	0.03
0638	638	40	0.28	11	0.08	42	0.33	43	0.37
0639	639	23	0.16	2	0.02	27	0.21	16	0.14
0640	640	56	0.39	42	0.32	58	0.46	33	0.28
0781	781	9	0.06	7	0.05	.	.	4	0.03
0782	782	20	0.14	21	0.16	10	0.08	8	0.07
0783	783	2	0.01	7	0.05	5	0.04	3	0.03
0784	784	88	0.61	90	0.68	88	0.70	90	0.77
0785	785	231	1.59	199	1.51	226	1.79	190	1.63
0786	786	10	0.07	11	0.08	15	0.12	11	0.09
0787	787	1	0.01	1	0.01	1	0.01	1	0.01
0788	788	16	0.11	17	0.13	14	0.11	26	0.22
0789	789	.	.	2	0.02	4	0.03	.	.
0805	805	51	0.35	15	0.11	52	0.41	52	0.45
0808	808	12	0.08	9	0.07	10	0.08	10	0.09
0901	901	260	1.79	257	1.95	229	1.81	206	1.77
0902	902	10	0.07	17	0.13	15	0.12	18	0.15
0904	904	164	1.13	139	1.06	129	1.02	128	1.10
0906	906	67	0.46	55	0.42	49	0.39	55	0.47
0907	907	58	0.40	57	0.43	57	0.45	62	0.53
0908	908	127	0.88	110	0.83	102	0.81	103	0.89
0911	911	247	1.70	248	1.88	232	1.84	182	1.56
0912	912	5	0.03	4	0.03	3	0.02	9	0.08
0914	914	43	0.30	29	0.22	32	0.25	31	0.27
0915	915	48	0.33	45	0.34	45	0.36	47	0.40
0917	917	160	1.10	156	1.18	138	1.09	140	1.20
0918	918	22	0.15	28	0.21	27	0.21	33	0.28
0920	920	65	0.45	56	0.43	68	0.54	48	0.41
0921	921	56	0.39	43	0.33	43	0.34	51	0.44
0922	922	98	0.68	82	0.62	82	0.65	83	0.71
0923	923	67	0.46	40	0.30	63	0.50	53	0.46
0924	924	39	0.27	29	0.22	29	0.23	31	0.27
0925	925	66	0.46	67	0.51	66	0.52	51	0.44
0927	927	60	0.41	64	0.49	46	0.36	49	0.42
0928	928	9	0.06	14	0.11	14	0.11	5	0.04
0929	929	21	0.14	17	0.13	15	0.12	22	0.19
0930	930	37	0.26	16	0.12	28	0.22	18	0.15
0931	931	139	0.96	137	1.04	109	0.86	101	0.87
0932	932	138	0.95	132	1.00	112	0.89	130	1.12
0933	933	163	1.12	140	1.06	109	0.86	113	0.97
0934	934	184	1.27	144	1.09	145	1.15	145	1.25
0935	935	66	0.46	51	0.39	54	0.43	61	0.52
0936	936	69	0.48	51	0.39	47	0.37	53	0.46
0937	937	172	1.19	170	1.29	115	0.91	122	1.05
0938	938	57	0.39	52	0.39	56	0.44	51	0.44
0939	939	155	1.07	125	0.95	130	1.03	133	1.14
0940	940	55	0.38	55	0.42	46	0.36	44	0.38
0941	941	35	0.24	46	0.35	37	0.29	32	0.28
0942	942	53	0.37	46	0.35	50	0.40	50	0.43
0943	943	80	0.55	69	0.52	57	0.45	72	0.62
0945	945	89	0.61	84	0.64	93	0.74	63	0.54
0946	946	5	0.03	7	0.05	7	0.06	11	0.09
0948	948	171	1.18	154	1.17	149	1.18	139	1.19
0950	950	51	0.35	29	0.22	30	0.24	26	0.22
0951	951	44	0.30	43	0.33	32	0.25	45	0.39
0953	953	28	0.19	23	0.17	29	0.23	23	0.20
0957	957	79	0.54	59	0.45	53	0.42	58	0.50
0958	958	2	0.01	.	.	3	0.02	.	.
0960	960	18	0.12	7	0.05	13	0.10	14	0.12

2003 HEALTH CARE SURVEY OF DOD BENEFICIARIES – FINAL

0961	961	19	0.13	13	0.10	23	0.18	8	0.07
0965	965	6	0.04	2	0.02	8	0.06	9	0.08
0966	966					2	0.02		
0967	967	2	0.01	3	0.02	2	0.02	4	0.03
0968	968	23	0.16	15	0.11	37	0.29	21	0.18
0970	970			1	0.01				
0971	971	3	0.02	4	0.03	2	0.02	2	0.02
0972	972	3	0.02	3	0.02	4	0.03	1	0.01
0973	973	15	0.10	12	0.09	6	0.05	10	0.09
0974	974	33	0.23	31	0.24	24	0.19	29	0.25
0975	975	5	0.03	1	0.01	3	0.02	2	0.02
0976	976	3	0.02	8	0.06	4	0.03	1	0.01
0977	977	2	0.01	6	0.05	5	0.04	6	0.05
0978	978	2	0.01	4	0.03	3	0.02	1	0.01
0979	979	14	0.10	10	0.08	13	0.10	10	0.09
0982	982	25	0.17	21	0.16	21	0.17	13	0.11
0983	983	1	0.01	4	0.03	1	0.01	1	0.01
0985	985	114	0.79	143	1.09	120	0.95	115	0.99
0986	986	212	1.46	220	1.67	211	1.67	211	1.81
0987	987	255	1.76	255	1.94	243	1.92	200	1.72
0988	988	121	0.83	113	0.86	102	0.81	89	0.77
0989	989	31	0.21	30	0.23	41	0.32	28	0.24
0990	990	128	0.88	119	0.90	81	0.64	99	0.85
0993	993	455	3.14	374	2.84	415	3.29	347	2.98
0995	995	16	0.11	14	0.11	9	0.07	14	0.12
0996	996	56	0.39	55	0.42	45	0.36	75	0.64
0999	999	36	0.25	37	0.28	29	0.23	34	0.29

Weighted

Value	Formatted Value	Q1		Q2		Q3		Q4	
		Count	Percent	Count	Percent	Count	Percent	Count	Percent
0003	3	24562	0.36	25473	0.38	26462	0.38	26236	0.37
0005	5	14707	0.22	14400	0.21	16450	0.24	14984	0.21
0006	6	27920	0.41	27391	0.40	27710	0.40	28886	0.41
0009	9	67675	1.00	66549	0.98	70793	1.02	68948	0.98
0014	14	72972	1.08	72283	1.07	76958	1.11	71114	1.01
0024	24	89386	1.32	100467	1.48	95509	1.38	90108	1.28
0028	28	20132	0.30	23448	0.35	16496	0.24	25430	0.36
0029	29	194717	2.87	183778	2.72	194231	2.80	204570	2.90
0030	30	17975	0.26	12247	0.18	23928	0.35	16204	0.23
0032	32	44612	0.66	47553	0.70	48928	0.71	52162	0.74
0033	33	53479	0.79	51882	0.77	53641	0.77	49333	0.70
0037	37	64487	0.95	71295	1.05	57194	0.83	63231	0.90
0038	38	54263	0.80	58330	0.86	55972	0.81	53169	0.75
0039	39	104519	1.54	106750	1.58	99076	1.43	108097	1.53
0042	42	64749	0.95	64424	0.95	62996	0.91	67766	0.96
0045	45	83739	1.23	86954	1.28	86561	1.25	88871	1.26
0047	47	40871	0.60	41674	0.62	46066	0.66	43073	0.61
0048	48	56879	0.84	56947	0.84	57189	0.83	54653	0.78
0049	49	48844	0.72	42630	0.63	47961	0.69	53085	0.75
0052	52	98942	1.46	99659	1.47	98022	1.41	102000	1.45
0053	53	9557	0.14	8110	0.12	9252	0.13	8616	0.12
0055	55	42756	0.63	43218	0.64	45934	0.66	47660	0.68
0056	56	50614	0.75	52597	0.78	46764	0.67	48330	0.69
0057	57	24259	0.36	25351	0.37	23887	0.34	23835	0.34
0060	60	61372	0.90	57325	0.85	61502	0.89	60487	0.86
0061	61	43719	0.64	43852	0.65	47967	0.69	43524	0.62
0064	64	19550	0.29	18748	0.28	19164	0.28	20612	0.29
0066	66	68030	1.00	68938	1.02	73796	1.07	64972	0.92
0067	67	89981	1.33	83907	1.24	83672	1.21	95659	1.36
0073	73	46833	0.69	44551	0.66	43432	0.63	46370	0.66
0075	75	24709	0.36	25422	0.38	26105	0.38	25510	0.36
0078	78	33883	0.50	34315	0.51	34553	0.50	36605	0.52
0079	79	53348	0.79	55118	0.81	55720	0.80	56534	0.80
0086	86	25863	0.38	22543	0.33	26469	0.38	24835	0.35
0089	89	119119	1.76	116365	1.72	118626	1.71	119163	1.69
0091	91	63467	0.94	63088	0.93	67497	0.97	68816	0.98

2003 HEALTH CARE SURVEY OF DOD BENEFICIARIES – FINAL

0092	92	21987	0.32	23404	0.35	24255	0.35	22781	0.32
0095	95	40108	0.59	40370	0.60	41098	0.59	41071	0.58
0098	98	33908	0.50	34461	0.51	42233	0.61	33197	0.47
0101	101	20918	0.31	19754	0.29	20566	0.30	21268	0.30
0103	103	48403	0.71	48064	0.71	49900	0.72	52345	0.74
0104	104	24556	0.36	22522	0.33	22206	0.32	22323	0.32
0105	105	43145	0.64	45806	0.68	46715	0.67	43085	0.61
0108	108	38861	0.57	42715	0.63	46857	0.68	45444	0.64
0109	109	87430	1.29	86909	1.28	86479	1.25	80654	1.14
0110	110	99033	1.46	103359	1.53	107059	1.55	101266	1.44
0113	113	17329	0.26	17965	0.27	12408	0.18	19361	0.27
0117	117	70425	1.04	74115	1.10	68655	0.99	76497	1.09
0120	120	44435	0.66	47146	0.70	42880	0.62	44916	0.64
0121	121	39303	0.58	38818	0.57	45114	0.65	42349	0.60
0123	123	112909	1.66	123195	1.82	111351	1.61	104114	1.48
0124	124	220185	3.25	214926	3.18	230417	3.33	221169	3.14
0125	125	109541	1.61	108600	1.60	109370	1.58	117883	1.67
0126	126	40629	0.60	41480	0.61	38332	0.55	38589	0.55
0127	127	19814	0.29	20066	0.30	20193	0.29	20043	0.28
0131	131	9316	0.14	9868	0.15	10306	0.15	9391	0.13
0606	606	25458	0.38	30824	0.46	26045	0.38	27166	0.39
0607	607	27886	0.41	30063	0.44	31704	0.46	30429	0.43
0609	609	15981	0.24	16405	0.24	20681	0.30	11445	0.16
0612	612	24420	0.36	30259	0.45	22065	0.32	16878	0.24
0615	615	873	0.01	409	0.01	587	0.01	215	0.00
0616	616	6604	0.10	8615	0.13	8577	0.12	8052	0.11
0617	617	4936	0.07	4275	0.06	6417	0.09	5234	0.07
0618	618	6473	0.10	2071	0.03	4959	0.07	3186	0.05
0620	620	11675	0.17	11653	0.17	12496	0.18	12104	0.17
0621	621	23204	0.34	28992	0.43	29991	0.43	32400	0.46
0622	622	15511	0.23	12600	0.19	15828	0.23	23501	0.33
0623	623	2495	0.04	4464	0.07	3731	0.05	4018	0.06
0624	624	3122	0.05	3999	0.06	3505	0.05	5324	0.08
0629	629	1651	0.02	3892	0.06	1228	0.02	509	0.01
0633	633	12857	0.19	11025	0.16	9442	0.14	10752	0.15
0635	635	1376	0.02	1333	0.02	953	0.01	3920	0.06
0637	637	1571	0.02	490	0.01	986	0.01	1309	0.02
0638	638	9923	0.15	3556	0.05	12385	0.18	16440	0.23
0639	639	6565	0.10	770	0.01	5549	0.08	5385	0.08
0640	640	14905	0.22	18335	0.27	11582	0.17	10709	0.15
0781	781	8727	0.13	8571	0.13	.	.	3941	0.06
0782	782	23044	0.34	28663	0.42	13892	0.20	10644	0.15
0783	783	2591	0.04	6217	0.09	6254	0.09	3652	0.05
0784	784	54458	0.80	63019	0.93	63193	0.91	59752	0.85
0785	785	68658	1.01	52143	0.77	68187	0.98	83239	1.18
0786	786	9801	0.14	10914	0.16	13970	0.20	11837	0.17
0787	787	1491	0.02	1522	0.02	663	0.01	1628	0.02
0788	788	20644	0.30	21745	0.32	15750	0.23	37152	0.53
0789	789	.	.	3009	0.04	5251	0.08	.	.
0805	805	5709	0.08	3249	0.05	6732	0.10	6196	0.09
0808	808	6807	0.10	4446	0.07	5547	0.08	9070	0.13
0901	901	102872	1.52	108902	1.61	115882	1.67	115782	1.64
0902	902	4191	0.06	9596	0.14	8663	0.13	9260	0.13
0904	904	69590	1.03	67008	0.99	71805	1.04	72539	1.03
0906	906	57618	0.85	47300	0.70	48927	0.71	61062	0.87
0907	907	24170	0.36	23761	0.35	36122	0.52	33868	0.48
0908	908	29625	0.44	28397	0.42	26747	0.39	18874	0.27
0911	911	170630	2.52	164139	2.43	171924	2.48	144104	2.05
0912	912	5532	0.08	4459	0.07	3617	0.05	10717	0.15
0914	914	42297	0.62	40099	0.59	38251	0.55	43096	0.61
0915	915	50530	0.74	62523	0.92	59809	0.86	64984	0.92
0917	917	50158	0.74	44394	0.66	58485	0.84	63649	0.90
0918	918	22781	0.34	38933	0.58	35058	0.51	45535	0.65
0920	920	39428	0.58	42845	0.63	41849	0.60	32112	0.46
0921	921	31251	0.46	28304	0.42	30098	0.43	44842	0.64
0922	922	49393	0.73	56381	0.83	55708	0.80	63515	0.90
0923	923	70074	1.03	50404	0.74	81955	1.18	69821	0.99
0924	924	52103	0.77	42531	0.63	40611	0.59	40718	0.58
0925	925	42080	0.62	45700	0.68	52207	0.75	48212	0.68
0927	927	25674	0.38	27935	0.41	32273	0.47	29021	0.41
0928	928	8030	0.12	17742	0.26	13397	0.19	8283	0.12

2003 HEALTH CARE SURVEY OF DOD BENEFICIARIES – FINAL

0929	929	12390	0.18	21788	0.32	15615	0.23	24936	0.35
0930	930	28997	0.43	13985	0.21	24233	0.35	12770	0.18
0931	931	56043	0.83	60467	0.89	73340	1.06	68102	0.97
0932	932	60852	0.90	64273	0.95	57134	0.82	64938	0.92
0933	933	102654	1.51	103192	1.52	95656	1.38	103967	1.48
0934	934	115453	1.70	100809	1.49	101999	1.47	106696	1.51
0935	935	21452	0.32	20859	0.31	24415	0.35	28374	0.40
0936	936	74484	1.10	67994	1.00	63070	0.91	69687	0.99
0937	937	91969	1.36	89854	1.33	71359	1.03	74227	1.05
0938	938	55752	0.82	56379	0.83	66366	0.96	63412	0.90
0939	939	123631	1.82	110981	1.64	139163	2.01	148250	2.10
0940	940	20402	0.30	23203	0.34	23889	0.34	17675	0.25
0941	941	43128	0.64	57865	0.85	48972	0.71	52460	0.74
0942	942	10607	0.16	21951	0.32	25705	0.37	21364	0.30
0943	943	100959	1.49	92332	1.36	77964	1.13	112966	1.60
0945	945	48113	0.71	44823	0.66	49418	0.71	34825	0.49
0946	946	5190	0.08	9460	0.14	8822	0.13	14980	0.21
0948	948	72783	1.07	78021	1.15	80763	1.17	95093	1.35
0950	950	55450	0.82	35285	0.52	38555	0.56	36020	0.51
0951	951	12038	0.18	15905	0.23	9393	0.14	21982	0.31
0953	953	47793	0.70	57847	0.85	49596	0.72	51444	0.73
0957	957	40209	0.59	41055	0.61	30834	0.45	34176	0.49
0958	958	807	0.01	.	.	5218	0.08	.	.
0960	960	7223	0.11	2917	0.04	5924	0.09	7585	0.11
0961	961	13808	0.20	16729	0.25	18395	0.27	4641	0.07
0965	965	3087	0.05	1077	0.02	3744	0.05	7122	0.10
0966	966	723	0.01	.	.
0967	967	844	0.01	1099	0.02	344	0.00	4141	0.06
0968	968	6291	0.09	6503	0.10	9803	0.14	22688	0.32
0970	970	.	.	311	0.00
0971	971	9099	0.13	3511	0.05	1082	0.02	989	0.01
0972	972	828	0.01	3424	0.05	6861	0.10	440	0.01
0973	973	10034	0.15	7984	0.12	3266	0.05	5000	0.07
0974	974	26251	0.39	24624	0.36	21768	0.31	26814	0.38
0975	975	7979	0.12	8410	0.12	11419	0.16	6423	0.09
0976	976	5737	0.08	5613	0.08	1597	0.02	440	0.01
0977	977	7732	0.11	2309	0.03	2709	0.04	7853	0.11
0978	978	798	0.01	1200	0.02	2424	0.03	440	0.01
0979	979	8707	0.13	4267	0.06	7300	0.11	5989	0.08
0982	982	3970	0.06	5583	0.08	5719	0.08	7111	0.10
0983	983	4565	0.07	1587	0.02	705	0.01	5983	0.08
0985	985	102219	1.51	136823	2.02	123997	1.79	126972	1.80
0986	986	132037	1.95	151514	2.24	142460	2.06	152777	2.17
0987	987	201721	2.97	186620	2.76	208223	3.01	181901	2.58
0988	988	26532	0.39	29599	0.44	24687	0.36	32005	0.45
0989	989	31139	0.46	26898	0.40	49670	0.72	34421	0.49
0990	990	44834	0.66	55369	0.82	32337	0.47	42030	0.60
0993	993	302047	4.45	238775	3.53	297199	4.29	263499	3.74
0995	995	11716	0.17	18639	0.28	6689	0.10	16808	0.24
0996	996	47431	0.70	55066	0.81	53703	0.78	84198	1.19
0999	999	33501	0.49	23272	0.34	29325	0.42	32377	0.46

2003 HEALTH CARE SURVEY OF DOD BENEFICIARIES – FINAL

DMIS_ID - DMIS ID		Unweighted									
Value	Formatted Value	Q1		Q2		Q3		Q4			
		Count	Percent	Count	Percent	Count	Percent	Count	Percent		
0001	1	72	0.50	68	0.52	66	0.52	52	0.45		
0003	3	99	0.68	106	0.80	89	0.70	99	0.85		
0004	4	127	0.88	131	0.99	99	0.78	88	0.76		
0005	5	36	0.25	60	0.46	50	0.40	46	0.40		
0006	6	138	0.95	118	0.90	118	0.93	103	0.89		
0008	8	101	0.70	90	0.68	96	0.76	80	0.69		
0009	9	141	0.97	129	0.98	116	0.92	127	1.09		
0010	10	107	0.74	98	0.74	109	0.86	85	0.73		
0013	13	118	0.81	95	0.72	78	0.62	84	0.72		
0014	14	158	1.09	161	1.22	147	1.16	131	1.13		
0015	15	6	0.04	11	0.08	9	0.07	7	0.06		
0018	18	38	0.26	28	0.21	32	0.25	39	0.34		
0019	19	34	0.23	35	0.27	32	0.25	36	0.31		
0024	24	84	0.58	86	0.65	74	0.59	84	0.72		
0026	26	15	0.10	9	0.07	12	0.09	16	0.14		
0028	28	76	0.52	79	0.60	67	0.53	56	0.48		
0029	29	121	0.83	108	0.82	107	0.85	93	0.80		
0030	30	89	0.61	76	0.58	83	0.66	56	0.48		
0032	32	89	0.61	81	0.61	88	0.70	73	0.63		
0033	33	110	0.76	94	0.71	83	0.66	62	0.53		
0034	34	5	0.03	4	0.03	6	0.05	9	0.08		
0035	35	47	0.32	40	0.30	35	0.28	40	0.34		
0036	36	119	0.82	101	0.77	89	0.70	104	0.89		
0037	37	112	0.77	117	0.89	122	0.97	98	0.84		
0038	38	101	0.70	103	0.78	85	0.67	80	0.69		
0039	39	104	0.72	110	0.83	111	0.88	91	0.78		
0042	42	150	1.03	129	0.98	121	0.96	113	0.97		
0043	43	115	0.79	103	0.78	96	0.76	74	0.64		
0045	45	177	1.22	180	1.37	156	1.23	142	1.22		
0046	46	119	0.82	126	0.96	110	0.87	96	0.83		
0047	47	93	0.64	79	0.60	86	0.68	78	0.67		
0048	48	96	0.66	91	0.69	75	0.59	86	0.74		
0049	49	66	0.46	81	0.61	68	0.54	68	0.58		
0050	50	9	0.06	14	0.11	11	0.09	8	0.07		
0051	51	104	0.72	110	0.83	101	0.80	80	0.69		
0052	52	115	0.79	109	0.83	87	0.69	85	0.73		
0053	53	103	0.71	92	0.70	95	0.75	86	0.74		
0055	55	152	1.05	128	0.97	128	1.01	115	0.99		
0056	56	106	0.73	101	0.77	94	0.74	88	0.76		
0057	57	86	0.59	76	0.58	87	0.69	88	0.76		
0058	58	77	0.53	74	0.56	58	0.46	58	0.50		
0059	59	76	0.52	74	0.56	61	0.48	64	0.55		
0060	60	82	0.57	78	0.59	93	0.74	68	0.58		
0061	61	144	0.99	120	0.91	115	0.91	91	0.78		
0062	62	105	0.72	76	0.58	66	0.52	78	0.67		
0064	64	87	0.60	89	0.68	75	0.59	65	0.56		
0066	66	119	0.82	114	0.87	117	0.93	83	0.71		
0067	67	153	1.05	147	1.12	125	0.99	117	1.01		
0068	68	21	0.14	13	0.10	13	0.10	15	0.13		
0069	69	62	0.43	56	0.43	40	0.32	37	0.32		
0073	73	131	0.90	117	0.89	91	0.72	103	0.89		
0074	74	34	0.23	34	0.26	28	0.22	22	0.19		
0075	75	113	0.78	116	0.88	102	0.81	94	0.81		
0076	76	44	0.30	38	0.29	38	0.30	45	0.39		
0077	77	43	0.30	47	0.36	28	0.22	36	0.31		
0078	78	139	0.96	128	0.97	121	0.96	110	0.95		
0079	79	136	0.94	146	1.11	115	0.91	109	0.94		
0081	81	16	0.11	25	0.19	16	0.13	19	0.16		
0083	83	77	0.53	69	0.52	55	0.44	72	0.62		
0084	84	18	0.12	22	0.17	15	0.12	19	0.16		

2003 HEALTH CARE SURVEY OF DOD BENEFICIARIES – FINAL

0085	85	19	0.13	21	0.16	23	0.18	23	0.20
0086	86	102	0.70	82	0.62	89	0.70	75	0.64
0089	89	78	0.54	65	0.49	65	0.51	58	0.50
0090	90	96	0.66	80	0.61	78	0.62	81	0.70
0091	91	110	0.76	92	0.70	100	0.79	76	0.65
0092	92	91	0.63	83	0.63	81	0.64	78	0.67
0093	93	20	0.14	15	0.11	18	0.14	22	0.19
0094	94	39	0.27	27	0.20	30	0.24	32	0.28
0095	95	152	1.05	125	0.95	114	0.90	106	0.91
0096	96	70	0.48	81	0.61	61	0.48	53	0.46
0097	97	12	0.08	10	0.08	1	0.01	10	0.09
0098	98	93	0.64	92	0.70	60	0.47	69	0.59
0100	100	44	0.30	50	0.38	38	0.30	46	0.40
0101	101	110	0.76	92	0.70	94	0.74	86	0.74
0103	103	85	0.59	72	0.55	78	0.62	73	0.63
0104	104	80	0.55	82	0.62	82	0.65	81	0.70
0105	105	105	0.72	98	0.74	99	0.78	95	0.82
0106	106	50	0.34	40	0.30	40	0.32	41	0.35
0107	107	9	0.06	4	0.03	6	0.05	7	0.06
0108	108	66	0.46	69	0.52	66	0.52	56	0.48
0109	109	133	0.92	139	1.06	120	0.95	116	1.00
0110	110	87	0.60	80	0.61	60	0.47	47	0.40
0112	112	72	0.50	57	0.43	57	0.45	52	0.45
0113	113	108	0.74	104	0.79	64	0.51	85	0.73
0114	114	10	0.07	4	0.03	8	0.06	6	0.05
0117	117	121	0.83	113	0.86	108	0.85	92	0.79
0118	118	54	0.37	47	0.36	50	0.40	46	0.40
0119	119	62	0.43	65	0.49	71	0.56	51	0.44
0120	120	139	0.96	116	0.88	99	0.78	99	0.85
0121	121	101	0.70	86	0.65	86	0.68	80	0.69
0122	122	24	0.17	21	0.16	11	0.09	24	0.21
0123	123	124	0.85	114	0.87	118	0.93	95	0.82
0124	124	133	0.92	117	0.89	106	0.84	116	1.00
0125	125	124	0.85	125	0.95	130	1.03	109	0.94
0126	126	80	0.55	81	0.61	78	0.62	83	0.71
0127	127	93	0.64	97	0.74	90	0.71	76	0.65
0128	128	113	0.78	97	0.74	87	0.69	72	0.62
0129	129	39	0.27	37	0.28	32	0.25	37	0.32
0130	130	7	0.05	3	0.02	2	0.02	6	0.05
0131	131	84	0.58	51	0.39	56	0.44	51	0.44
0190	190	47	0.32	41	0.31	48	0.38	29	0.25
0191	191	7	0.05	6	0.05	9	0.07	4	0.03
0192	192	6	0.04	6	0.05	5	0.04	3	0.03
0193	193	6	0.04	8	0.06	11	0.09	5	0.04
0194	194	12	0.08	12	0.09	12	0.09	12	0.10
0196	196	7	0.05	4	0.03	9	0.07	4	0.03
0197	197	1	0.01	3	0.02	3	0.02	2	0.02
0198	198	9	0.06	14	0.11	13	0.10	7	0.06
0199	199			2	0.02	2	0.02	1	0.01
0203	203	16	0.11	23	0.17	22	0.17	24	0.21
0204	204	11	0.08	6	0.05	5	0.04	6	0.05
0206	206	1	0.01			5	0.04	1	0.01
0208	208	8	0.06			3	0.02	6	0.05
0209	209			2	0.02	1	0.01	1	0.01
0210	210	2	0.01			1	0.01	1	0.01
0212	212	8	0.06	12	0.09	9	0.07	3	0.03
0230	230	4	0.03	1	0.01	2	0.02		
0231	231	4	0.03	7	0.05	10	0.08	4	0.03
0232	232	3	0.02	8	0.06	6	0.05	5	0.04
0233	233	3	0.02	1	0.01	1	0.01	1	0.01
0239	239			2	0.02				
0247	247	7	0.05	15	0.11	6	0.05	4	0.03
0248	248	34	0.23	39	0.30	37	0.29	28	0.24
0252	252	42	0.29	42	0.32	43	0.34	31	0.27
0256	256	33	0.23	34	0.26	25	0.20	22	0.19
0260	260	8	0.06	1	0.01	4	0.03	1	0.01
0261	261	2	0.01	4	0.03	4	0.03	5	0.04
0262	262	2	0.01			2	0.02	6	0.05
0265	265	1	0.01	1	0.01	2	0.02	2	0.02
0266	266	10	0.07	8	0.06	10	0.08	7	0.06
0269	269	6	0.04	4	0.03	2	0.02	3	0.03

2003 HEALTH CARE SURVEY OF DOD BENEFICIARIES – FINAL

0272	272	23	0.16	13	0.10	20	0.16	16	0.14
0273	273	23	0.16	21	0.16	18	0.14	23	0.20
0275	275	2	0.01	1	0.01	5	0.04	3	0.03
0276	276	2	0.01	1	0.01	1	0.01	.	.
0277	277	3	0.02	1	0.01	3	0.02	1	0.01
0280	280	58	0.40	69	0.52	68	0.54	76	0.65
0281	281	13	0.09
0284	284	2	0.01	3	0.02	3	0.02	.	.
0285	285	34	0.23	27	0.20	26	0.21	22	0.19
0287	287	115	0.79	116	0.88	111	0.88	96	0.83
0290	290	1	0.01	1	0.01	1	0.01	.	.
0297	297	5	0.03	5	0.04	4	0.03	4	0.03
0299	299	38	0.26	36	0.27	43	0.34	25	0.21
0301	301	3	0.02	4	0.03	5	0.04	2	0.02
0306	306	31	0.21	21	0.16	13	0.10	9	0.08
0308	308	14	0.10	13	0.10	17	0.13	9	0.08
0309	309	21	0.14	15	0.11	9	0.07	7	0.06
0310	310	52	0.36	43	0.33	45	0.36	43	0.37
0313	313	4	0.03	2	0.02	2	0.02	3	0.03
0316	316	3	0.02	4	0.03	1	0.01	5	0.04
0317	317	5	0.03	4	0.03	3	0.02	5	0.04
0319	319	14	0.10	2	0.02	7	0.06	6	0.05
0321	321	21	0.14	9	0.07	13	0.10	19	0.16
0322	322	2	0.01	.	.	3	0.02	1	0.01
0326	326	95	0.66	92	0.70	63	0.50	58	0.50
0327	327	3	0.02	2	0.02
0328	328	14	0.10	6	0.05	8	0.06	4	0.03
0330	330	30	0.21	32	0.24	27	0.21	25	0.21
0333	333	1	0.01	.	.
0335	335	10	0.07	9	0.07	11	0.09	7	0.06
0337	337	8	0.06	5	0.04	6	0.05	5	0.04
0338	338	25	0.17	19	0.14	7	0.06	24	0.21
0347	347	4	0.03	2	0.02	1	0.01	1	0.01
0348	348	2	0.01	3	0.02	1	0.01	1	0.01
0352	352	29	0.20	31	0.24	24	0.19	33	0.28
0356	356	26	0.18	20	0.15	22	0.17	28	0.24
0358	358	7	0.05	3	0.02	9	0.07	5	0.04
0360	360	2	0.01	.	.	3	0.02	.	.
0363	363	4	0.03	7	0.05	9	0.07	8	0.07
0364	364	38	0.26	34	0.26	30	0.24	23	0.20
0366	366	122	0.84	88	0.67	103	0.82	97	0.83
0369	369	13	0.09	15	0.11	9	0.07	9	0.08
0370	370	18	0.12	21	0.16	23	0.18	16	0.14
0372	372	7	0.05	7	0.05	4	0.03	10	0.09
0378	378	10	0.07	12	0.09	18	0.14	10	0.09
0380	380	1	0.01
0381	381	.	.	2	0.02	2	0.02	.	.
0382	382	4	0.03	2	0.02
0384	384	1	0.01
0385	385	83	0.57	88	0.67	73	0.58	67	0.58
0386	386	2	0.01	7	0.05	1	0.01	3	0.03
0387	387	9	0.06	10	0.08	4	0.03	9	0.08
0390	390	16	0.11	15	0.11	7	0.06	13	0.11
0395	395	21	0.14	15	0.11	8	0.06	5	0.04
0398	398	2	0.01	1	0.01	3	0.02	3	0.03
0401	401	1	0.01	2	0.02	1	0.01	1	0.01
0404	404	1	0.01
0405	405	11	0.08	13	0.10	12	0.09	12	0.10
0407	407	4	0.03	5	0.04	5	0.04	6	0.05
0413	413	23	0.16	13	0.10	20	0.16	14	0.12
0416	416	3	0.02	7	0.05	1	0.01	3	0.03
0417	417	.	.	1	0.01	2	0.02	.	.
0418	418	2	0.01	2	0.02	4	0.03	4	0.03
0419	419	2	0.01	2	0.02
0420	420	4	0.03	3	0.02	1	0.01	3	0.03
0421	421	1	0.01	.	.	2	0.02	.	.
0422	422	2	0.01	3	0.02	1	0.01	6	0.05
0423	423	1	0.01	1	0.01	1	0.01	2	0.02
0425	425	11	0.08	6	0.05	6	0.05	4	0.03
0426	426	3	0.02	5	0.04	2	0.02	4	0.03
0428	428	5	0.03	6	0.05	3	0.02	2	0.02

2003 HEALTH CARE SURVEY OF DOD BENEFICIARIES – FINAL

0430	430	.	.	1	0.01	2	0.02	2	0.02
0432	432	4	0.03	3	0.02	3	0.02	4	0.03
0433	433	1	0.01	.	.	3	0.02	.	.
0434	434	.	.	1	0.01
0435	435	3	0.02	1	0.01	5	0.04	3	0.03
0436	436	3	0.02	4	0.03	3	0.02	1	0.01
0437	437	16	0.11	15	0.11	12	0.09	11	0.09
0464	464	2	0.02	.	.
0508	508	16	0.11	15	0.11	17	0.13	8	0.07
0511	511	25	0.17	21	0.16	26	0.21	27	0.23
0513	513	5	0.04	.	.
0517	517	2	0.01	2	0.02	4	0.03	3	0.03
0519	519	1	0.01	2	0.02	4	0.03	1	0.01
0522	522	3	0.02	2	0.02
0525	525	11	0.09	8	0.07
0534	534	14	0.10	16	0.12	14	0.11	4	0.03
0545	545	1	0.01	.	.	1	0.01	1	0.01
0606	606	26	0.18	23	0.17	24	0.19	12	0.10
0607	607	28	0.19	33	0.25	21	0.17	18	0.15
0609	609	17	0.12	14	0.11	17	0.13	6	0.05
0610	610	10	0.07	10	0.08	16	0.13	9	0.08
0611	611	11	0.08	7	0.05	9	0.07	8	0.07
0612	612	23	0.16	27	0.20	20	0.16	15	0.13
0614	614	10	0.07	9	0.07	9	0.07	6	0.05
0615	615	10	0.07	4	0.03	4	0.03	2	0.02
0616	616	56	0.39	56	0.43	65	0.51	41	0.35
0617	617	8	0.06	7	0.05	10	0.08	8	0.07
0618	618	21	0.14	5	0.04	18	0.14	8	0.07
0620	620	46	0.32	43	0.33	39	0.31	52	0.45
0621	621	24	0.17	17	0.13	18	0.14	13	0.11
0622	622	35	0.24	35	0.27	35	0.28	37	0.32
0623	623	9	0.06	9	0.07	10	0.08	9	0.08
0624	624	9	0.06	9	0.07	12	0.09	11	0.09
0625	625	11	0.08	.	.	7	0.06	4	0.03
0629	629	4	0.03	11	0.08	4	0.03	1	0.01
0633	633	51	0.35	26	0.20	48	0.38	32	0.28
0635	635	6	0.04	7	0.05	5	0.04	10	0.09
0637	637	3	0.02	5	0.04	5	0.04	7	0.06
0638	638	46	0.32	17	0.13	40	0.32	49	0.42
0639	639	29	0.20	3	0.02	32	0.25	15	0.13
0640	640	49	0.34	35	0.27	47	0.37	25	0.21
0653	653	7	0.05	6	0.05	4	0.03	5	0.04
0654	654	1	0.01	1	0.01	4	0.03	3	0.03
0656	656	19	0.13	11	0.08	18	0.14	16	0.14
0701	701	5	0.03	8	0.06	6	0.05	4	0.03
0703	703	8	0.06	3	0.02	4	0.03	3	0.03
0781	781	7	0.05	5	0.04	.	.	3	0.03
0782	782	17	0.12	20	0.15	7	0.06	5	0.04
0783	783	2	0.01	4	0.03	4	0.03	3	0.03
0784	784	34	0.23	40	0.30	35	0.28	27	0.23
0785	785	28	0.19	15	0.11	25	0.20	32	0.28
0786	786	4	0.03	7	0.05	8	0.06	4	0.03
0787	787	1	0.01	1	0.01	.	.	1	0.01
0788	788	14	0.10	11	0.08	9	0.07	21	0.18
0789	789	.	.	2	0.02	3	0.02	.	.
0799	799	26	0.18	24	0.18	19	0.15	27	0.23
0800	800	9	0.06	6	0.05	3	0.02	4	0.03
0802	802	14	0.10	19	0.14	16	0.13	6	0.05
0804	804	18	0.12	14	0.11	60	0.47	47	0.40
0805	805	68	0.47	23	0.17	57	0.45	53	0.46
0806	806	78	0.54	59	0.45	78	0.62	69	0.59
0808	808	17	0.12	12	0.09	11	0.09	10	0.09
0814	814	9	0.06	5	0.04	8	0.06	8	0.07
0825	825	3	0.02	1	0.01	2	0.02	2	0.02
0852	852	9	0.06	6	0.05	11	0.09	3	0.03
0853	853	14	0.10	8	0.06	11	0.09	18	0.15
0855	855	1	0.01	.	.	5	0.04	3	0.03
0858	858	2	0.01
0861	861	5	0.03	4	0.03	7	0.06	5	0.04
0862	862	16	0.11	9	0.07	4	0.03	6	0.05
0871	871	17	0.12	10	0.08	10	0.08	4	0.03

2003 HEALTH CARE SURVEY OF DOD BENEFICIARIES – FINAL

0872	872	2	0.01	4	0.03	2	0.02	.	.
0874	874	1	0.01	.	.	6	0.05	.	.
0901	901	57	0.39	56	0.43	64	0.51	53	0.46
0902	902	2	0.01	3	0.02	4	0.03	3	0.03
0904	904	46	0.32	40	0.30	44	0.35	35	0.30
0906	906	32	0.22	27	0.20	20	0.16	27	0.23
0907	907	11	0.08	12	0.09	20	0.16	13	0.11
0908	908	17	0.12	12	0.09	13	0.10	11	0.09
0911	911	79	0.54	81	0.61	68	0.54	54	0.46
0912	912	5	0.03	2	0.02	3	0.02	4	0.03
0914	914	27	0.19	21	0.16	25	0.20	24	0.21
0915	915	35	0.24	33	0.25	38	0.30	35	0.30
0917	917	25	0.17	19	0.14	24	0.19	26	0.22
0918	918	20	0.14	26	0.20	19	0.15	23	0.20
0920	920	20	0.14	13	0.10	18	0.14	8	0.07
0921	921	16	0.11	19	0.14	12	0.09	20	0.17
0922	922	33	0.23	27	0.20	31	0.25	33	0.28
0923	923	51	0.35	30	0.23	45	0.36	36	0.31
0924	924	32	0.22	23	0.17	28	0.22	23	0.20
0925	925	21	0.14	20	0.15	27	0.21	19	0.16
0927	927	10	0.07	13	0.10	12	0.09	13	0.11
0928	928	6	0.04	10	0.08	6	0.05	5	0.04
0929	929	5	0.03	13	0.10	9	0.07	9	0.08
0930	930	18	0.12	6	0.05	8	0.06	4	0.03
0931	931	39	0.27	24	0.18	33	0.26	28	0.24
0932	932	18	0.12	24	0.18	17	0.13	20	0.17
0933	933	65	0.45	58	0.44	51	0.40	55	0.47
0934	934	73	0.50	55	0.42	55	0.44	55	0.47
0935	935	6	0.04	6	0.05	7	0.06	5	0.04
0936	936	55	0.38	39	0.30	32	0.25	39	0.34
0937	937	52	0.36	43	0.33	39	0.31	31	0.27
0938	938	38	0.26	42	0.32	44	0.35	34	0.29
0939	939	82	0.57	63	0.48	80	0.63	77	0.66
0940	940	7	0.05	9	0.07	11	0.09	10	0.09
0941	941	27	0.19	32	0.24	28	0.22	26	0.22
0942	942	2	0.01	10	0.08	9	0.07	7	0.06
0943	943	58	0.40	53	0.40	41	0.32	47	0.40
0945	945	29	0.20	23	0.17	21	0.17	16	0.14
0946	946	2	0.01	7	0.05	5	0.04	7	0.06
0948	948	46	0.32	42	0.32	48	0.38	44	0.38
0950	950	40	0.28	20	0.15	18	0.14	24	0.21
0951	951	7	0.05	5	0.04	2	0.02	10	0.09
0953	953	20	0.14	12	0.09	22	0.17	14	0.12
0957	957	6	0.04	4	0.03	2	0.02	2	0.02
0958	958	1	0.01	.	.
0960	960	1	0.01	.	.
0961	961	1	0.01	2	0.02	2	0.02	.	.
0965	965	3	0.02	1	0.01	2	0.02	.	.
0967	967	2	0.02
0968	968	.	.	1	0.01	.	.	3	0.03
0969	969	1	0.01	1	0.01
0970	970	.	.	2	0.02
0971	971	2	0.01
0972	972	1	0.01	4	0.03	3	0.02	2	0.02
0973	973	9	0.06	6	0.05	1	0.01	.	.
0974	974	15	0.10	11	0.08	10	0.08	11	0.09
0975	975	4	0.03	1	0.01	3	0.02	2	0.02
0976	976	2	0.01	2	0.02
0977	977	2	0.01	2	0.02	1	0.01	1	0.01
0978	978	1	0.01	.	.	1	0.01	1	0.01
0979	979	1	0.01	.	.	1	0.01	.	.
0982	982	1	0.01
0983	983	2	0.01	9	0.07	4	0.03	3	0.03
0985	985	73	0.50	82	0.62	72	0.57	71	0.61
0986	986	78	0.54	88	0.67	83	0.66	70	0.60
0987	987	108	0.74	99	0.75	97	0.77	80	0.69
0988	988	10	0.07	9	0.07	9	0.07	11	0.09
0989	989	19	0.13	14	0.11	22	0.17	22	0.19
0990	990	27	0.19	32	0.24	15	0.12	21	0.18
0993	993	187	1.29	130	0.99	153	1.21	135	1.16
0995	995	4	0.03	13	0.10	4	0.03	10	0.09

2003 HEALTH CARE SURVEY OF DOD BENEFICIARIES – FINAL

0996	996	34	0.23	36	0.27	30	0.24	47	0.40
0999	999	6	0.04	2	0.02	3	0.02	3	0.03
1003	1003	9	0.06	8	0.06	9	0.07	7	0.06
1013	1013	7	0.05	10	0.08	3	0.02	2	0.02
1014	1014	1	0.01	1	0.01	3	0.02	4	0.03
1015	1015	6	0.04	8	0.06	5	0.04	2	0.02
1016	1016	3	0.02	2	0.02	4	0.03	1	0.01
1017	1017	5	0.03	10	0.08	7	0.06	9	0.08
1019	1019	12	0.08	4	0.03	8	0.06	6	0.05
1124	1124	3	0.02	7	0.05	6	0.05	5	0.04
1126	1126	13	0.09	18	0.14	11	0.09	7	0.06
1127	1127	3	0.02			2	0.02		
1128	1128	5	0.03	4	0.03	3	0.02	2	0.02
1135	1135	3	0.02	1	0.01	1	0.01	1	0.01
1144	1144	4	0.03	1	0.01	2	0.02	2	0.02
1145	1145	2	0.01			2	0.02	2	0.02
1147	1147	12	0.08	15	0.11	7	0.06	11	0.09
1153	1153	8	0.06	7	0.05	5	0.04	7	0.06
1154	1154	2	0.01	1	0.01	3	0.02	2	0.02
1156	1156	10	0.07	6	0.05	2	0.02	6	0.05
1157	1157	14	0.10	13	0.10	15	0.12	3	0.03
1158	1158	7	0.05	4	0.03	5	0.04	4	0.03
1170	1170	2	0.01	6	0.05	3	0.02		
1179	1179	1	0.01			1	0.01		
1235	1235	4	0.03	4	0.03	1	0.01		
1237	1237	3	0.02			2	0.02	8	0.07
1269	1269	6	0.04	8	0.06	8	0.06	3	0.03
1316	1316	13	0.09	6	0.05	14	0.11	12	0.10
1506	1506	9	0.06	4	0.03	6	0.05	1	0.01
1526	1526			1	0.01				
1550	1550	1	0.01	1	0.01	1	0.01	2	0.02
1551	1551	10	0.07	2	0.02	7	0.06	1	0.01
1552	1552	1	0.01	4	0.03	3	0.02		
1560	1560	4	0.03	3	0.02	1	0.01	1	0.01
1562	1562	11	0.08	3	0.02	5	0.04	1	0.01
1563	1563	4	0.03	7	0.05	2	0.02	4	0.03
1564	1564	5	0.03	2	0.02	4	0.03	2	0.02
1592	1592	21	0.14	20	0.15	20	0.16	10	0.09
1597	1597	2	0.01	2	0.02	6	0.05	1	0.01
1599	1599	4	0.03	2	0.02	3	0.02	1	0.01
1601	1601					1	0.01	1	0.01
1617	1617	18	0.12	24	0.18	20	0.16	29	0.25
1646	1646	9	0.06	5	0.04	7	0.06	8	0.07
1649	1649	4	0.03	6	0.05	2	0.02	3	0.03
1656	1656	13	0.09	13	0.10	9	0.07	9	0.08
1657	1657	3	0.02			2	0.02		
1659	1659							3	0.03
1660	1660	4	0.03	1	0.01	1	0.01		
1663	1663	2	0.01						
1664	1664	1	0.01						
1670	1670	8	0.06	2	0.02	4	0.03	2	0.02
1671	1671	11	0.08	4	0.03	7	0.06	8	0.07
1815	1815	12	0.08	10	0.08	5	0.04	8	0.07
1959	1959	2	0.01	3	0.02	8	0.06	3	0.03
1976	1976	1	0.01						
1978	1978	1	0.01	1	0.01			2	0.02
1979	1979	2	0.01	3	0.02			2	0.02
1980	1980			1	0.01			1	0.01
1987	1987	4	0.03	2	0.02	3	0.02	5	0.04
1990	1990	2	0.01	1	0.01	3	0.02	1	0.01
1992	1992	1	0.01	2	0.02				
3031	3031							1	0.01
5197	5197	2	0.01			1	0.01	1	0.01
6014	6014	22	0.15	17	0.13	12	0.09	13	0.11
6200	6200	26	0.18	23	0.17	19	0.15	17	0.15
6201	6201	38	0.26	43	0.33	27	0.21	30	0.26
6207	6207	10	0.07	9	0.07	4	0.03	5	0.04
6214	6214	10	0.07	4	0.03	6	0.05	3	0.03
6215	6215	7	0.05	11	0.08	12	0.09	7	0.06
6216	6216	7	0.05	9	0.07	4	0.03	6	0.05
6221	6221	4	0.03	7	0.05	4	0.03	6	0.05

2003 HEALTH CARE SURVEY OF DOD BENEFICIARIES – FINAL

6301	6301	3	0.02	4	0.03	7	0.06	9	0.08
6303	6303	9	0.06	10	0.08	13	0.10	3	0.03
6304	6304	1	0.01	1	0.01	3	0.02	1	0.01
6305	6305	2	0.01	1	0.01			2	0.02
6307	6307	11	0.08	12	0.09	9	0.07	5	0.04
6311	6311	17	0.12	17	0.13	18	0.14	16	0.14
6312	6312	8	0.06	11	0.08	12	0.09	15	0.13
6314	6314					1	0.01		
6315	6315	3	0.02	2	0.02	3	0.02	5	0.04
6316	6316	2	0.01	1	0.01	3	0.02	1	0.01
6317	6317					2	0.02	3	0.03
6318	6318	6	0.04	9	0.07	9	0.07	10	0.09
6319	6319	17	0.12	10	0.08	7	0.06	9	0.08
6320	6320	1	0.01	1	0.01	4	0.03	6	0.05
6703	6703							1	0.01
6707	6707					1	0.01		
6791	6791							1	0.01
6807	6807							1	0.01
6841	6841					1	0.01		
6863	6863							1	0.01
6873	6873							1	0.01
6875	6875							1	0.01
6901	6901			18	0.14	11	0.09	17	0.15
6902	6902			26	0.20	28	0.22	31	0.27
6903	6903	90	0.62	81	0.61	69	0.55	70	0.60
6904	6904	47	0.32	41	0.31	28	0.22	28	0.24
6905	6905			43	0.33	49	0.39	49	0.42
6906	6906	77	0.53	75	0.57	67	0.53	57	0.49
6907	6907	24	0.17	16	0.12	25	0.20	13	0.11
6908	6908	29	0.20	22	0.17	28	0.22	34	0.29
6909	6909	43	0.30	34	0.26	40	0.32	49	0.42
6910	6910	23	0.16	39	0.30	30	0.24	32	0.28
6911	6911	22	0.15	14	0.11	15	0.12	24	0.21
6912	6912	4	0.03	6	0.05	5	0.04	8	0.07
7032	7032	9	0.06	5	0.04	6	0.05	6	0.05
7033	7033	5	0.03	8	0.06	5	0.04	1	0.01
7042	7042	3	0.02	6	0.05	2	0.02	4	0.03
7043	7043			3	0.02	2	0.02	2	0.02
7044	7044	1	0.01	2	0.02			1	0.01
7045	7045	8	0.06	2	0.02	2	0.02	3	0.03
7047	7047			1	0.01			1	0.01
7107	7107	3	0.02	2	0.02	1	0.01	2	0.02
7113	7113	49	0.34	40	0.30	23	0.18	25	0.21
7138	7138	7	0.05	6	0.05	5	0.04	7	0.06
7139	7139	120	0.83	111	0.84	90	0.71	90	0.77
7143	7143	20	0.14	13	0.10	10	0.08	14	0.12
7152	7152	2	0.01						
7197	7197	6	0.04	6	0.05	5	0.04	7	0.06
7200	7200	30	0.21	22	0.17	17	0.13	20	0.17
7234	7234	1	0.01	1	0.01	10	0.08	2	0.02
7235	7235			2	0.02	3	0.02	2	0.02
7236	7236	16	0.11	17	0.13	21	0.17	10	0.09
7239	7239	3	0.02	9	0.07	4	0.03	3	0.03
7286	7286	12	0.08	17	0.13	12	0.09	11	0.09
7288	7288					2	0.02	1	0.01
7289	7289	19	0.13	10	0.08	21	0.17	8	0.07
7293	7293	11	0.08	9	0.07	8	0.06	11	0.09
7294	7294	38	0.26	31	0.24	27	0.21	29	0.25
7297	7297	10	0.07	13	0.10	5	0.04	5	0.04
7298	7298	7	0.05	5	0.04	9	0.07	2	0.02
7300	7300	7	0.05	5	0.04	6	0.05	10	0.09
7307	7307	21	0.14	16	0.12	20	0.16	14	0.12
7901	7901			13	0.10	7	0.06	17	0.15
7902	7902			2	0.02	3	0.02	4	0.03
7903	7903	3	0.02	3	0.02	6	0.05	4	0.03
7904	7904	7	0.05	5	0.04	4	0.03	12	0.10
7905	7905			18	0.14	22	0.17	18	0.15
7906	7906	5	0.03	13	0.10	10	0.08	12	0.10
7908	7908	10	0.07	13	0.10	18	0.14	14	0.12
7909	7909	2	0.01	1	0.01	1	0.01		
7910	7910	5	0.03			4	0.03	5	0.04

2003 HEALTH CARE SURVEY OF DOD BENEFICIARIES – FINAL

7911	7911	4	0.03	4	0.03	5	0.04	4	0.03
7912	7912	.	.	1	0.01	.	.	1	0.01
7916	7916	.	.	4	0.03	1	0.01	1	0.01
8001	8001	14	0.10
8002	8002	15	0.10
8003	8003	17	0.12
8004	8004	10	0.07
8005	8005	12	0.08
8006	8006	21	0.14
8007	8007	4	0.03	1	0.01	3	0.02	3	0.03
8009	8009	6	0.04	5	0.04	2	0.02	5	0.04
8010	8010	13	0.09
8011	8011	4	0.03
8013	8013	1	0.01
8015	8015	3	0.02
8016	8016	8	0.06
8018	8018	9	0.06
8903	8903	5	0.03	8	0.06	8	0.06	9	0.08
8907	8907	5	0.03	4	0.03	6	0.05	3	0.03
8910	8910	1	0.01	1	0.01
8912	8912	2	0.01	6	0.05	2	0.02	3	0.03
8913	8913	2	0.01	4	0.03	1	0.01	1	0.01
8916	8916	17	0.12	14	0.11	15	0.12	11	0.09
8917	8917	2	0.01
8921	8921	.	.	3	0.02	1	0.01	.	.
8924	8924	4	0.03	5	0.04	7	0.06	4	0.03
8931	8931	5	0.03	8	0.06	6	0.05	1	0.01
8938	8938	.	.	1	0.01
8939	8939	1	0.01	1	0.01
8977	8977	1	0.01	.	.	3	0.02	2	0.02
8982	8982	2	0.02	1	0.01
8987	8987	11	0.08	7	0.05	13	0.10	5	0.04
8992	8992	5	0.03	2	0.02	.	.	1	0.01
8995	8995	17	0.12	8	0.06	17	0.13	6	0.05
8996	8996	3	0.02	.	.	1	0.01	2	0.02
8998	8998	9	0.06	6	0.05	7	0.06	3	0.03

Weighted									
Value	Formatted Value	Q1		Q2		Q3		Q4	
		Count	Percent	Count	Percent	Count	Percent	Count	Percent
0001	1	7876	0.12	7570	0.11	8256	0.12	7859	0.11
0003	3	23673	0.35	24510	0.36	24818	0.36	25790	0.37
0004	4	10942	0.16	11411	0.17	11752	0.17	11884	0.17
0005	5	8967	0.13	11391	0.17	9428	0.14	9319	0.13
0006	6	27266	0.40	26889	0.40	27428	0.40	27253	0.39
0008	8	10630	0.16	10827	0.16	10879	0.16	11131	0.16
0009	9	61201	0.90	63385	0.94	60532	0.87	66673	0.95
0010	10	17907	0.26	17656	0.26	17939	0.26	18101	0.26
0013	13	11381	0.17	11589	0.17	11923	0.17	12188	0.17
0014	14	76209	1.12	74040	1.09	74257	1.07	72316	1.03
0015	15	2758	0.04	5414	0.08	4724	0.07	3817	0.05
0018	18	7037	0.10	5277	0.08	6439	0.09	7578	0.11
0019	19	6043	0.09	6712	0.10	6237	0.09	7041	0.10
0024	24	49360	0.73	62785	0.93	60924	0.88	55204	0.78
0026	26	14567	0.21	9408	0.14	12213	0.18	16064	0.23
0028	28	17066	0.25	21297	0.31	16171	0.23	18758	0.27
0029	29	116689	1.72	114554	1.69	116197	1.68	117673	1.67
0030	30	15400	0.23	14465	0.21	19633	0.28	16300	0.23
0032	32	33969	0.50	33795	0.50	37794	0.55	30534	0.43
0033	33	38759	0.57	37384	0.55	35786	0.52	33359	0.47
0034	34	896	0.01	945	0.01	1643	0.02	2193	0.03
0035	35	8706	0.13	8018	0.12	8261	0.12	8362	0.12
0036	36	10431	0.15	10498	0.16	10778	0.16	11755	0.17
0037	37	37224	0.55	35638	0.53	39964	0.58	39376	0.56
0038	38	42257	0.62	45844	0.68	45865	0.66	43638	0.62
0039	39	65118	0.96	65406	0.97	71328	1.03	71614	1.02
0042	42	51171	0.75	50690	0.75	51144	0.74	50198	0.71

2003 HEALTH CARE SURVEY OF DOD BENEFICIARIES – FINAL

0043	43	10651	0.16	10868	0.16	11263	0.16	11634	0.17
0045	45	75265	1.11	75425	1.11	74891	1.08	76552	1.09
0046	46	12950	0.19	13012	0.19	13347	0.19	13235	0.19
0047	47	40513	0.60	36823	0.54	38810	0.56	41085	0.58
0048	48	39745	0.59	39387	0.58	39445	0.57	43842	0.62
0049	49	21919	0.32	31287	0.46	28326	0.41	34798	0.49
0050	50	6922	0.10	11127	0.16	8615	0.12	7988	0.11
0051	51	13473	0.20	13407	0.20	13547	0.20	13908	0.20
0052	52	50388	0.74	47736	0.71	42808	0.62	50416	0.72
0053	53	10838	0.16	10214	0.15	10506	0.15	10708	0.15
0055	55	42129	0.62	42518	0.63	42018	0.61	43826	0.62
0056	56	46602	0.69	45558	0.67	42293	0.61	41602	0.59
0057	57	16926	0.25	19207	0.28	19802	0.29	23755	0.34
0058	58	10755	0.16	10822	0.16	11252	0.16	10272	0.15
0059	59	7747	0.11	8302	0.12	9617	0.14	8165	0.12
0060	60	34740	0.51	34673	0.51	39087	0.56	31213	0.44
0061	61	42465	0.63	42717	0.63	47341	0.68	44672	0.63
0062	62	11834	0.17	12046	0.18	12127	0.18	12337	0.18
0064	64	20032	0.30	20145	0.30	20344	0.29	19293	0.27
0066	66	44297	0.65	49676	0.73	46269	0.67	45131	0.64
0067	67	64286	0.95	64737	0.96	62308	0.90	64964	0.92
0068	68	8402	0.12	6338	0.09	6346	0.09	10814	0.15
0069	69	14311	0.21	15763	0.23	14094	0.20	14691	0.21
0073	73	41741	0.62	40546	0.60	42321	0.61	41619	0.59
0074	74	3681	0.05	3477	0.05	3587	0.05	3545	0.05
0075	75	24493	0.36	24910	0.37	25897	0.37	29738	0.42
0076	76	6252	0.09	5709	0.08	6676	0.10	8124	0.12
0077	77	7726	0.11	7979	0.12	5566	0.08	8513	0.12
0078	78	33356	0.49	33341	0.49	34302	0.50	32121	0.46
0079	79	52534	0.77	55586	0.82	54081	0.78	57391	0.81
0081	81	2544	0.04	5060	0.07	3640	0.05	4516	0.06
0083	83	15836	0.23	14971	0.22	14033	0.20	15733	0.22
0084	84	10771	0.16	10360	0.15	9159	0.13	11903	0.17
0085	85	3786	0.06	4861	0.07	6485	0.09	5022	0.07
0086	86	21842	0.32	20105	0.30	22268	0.32	19594	0.28
0089	89	51085	0.75	46677	0.69	48557	0.70	49860	0.71
0090	90	10048	0.15	10082	0.15	10381	0.15	10708	0.15
0091	91	37629	0.55	38073	0.56	41197	0.59	40505	0.57
0092	92	19245	0.28	17889	0.26	17539	0.25	17918	0.25
0093	93	4916	0.07	3756	0.06	5188	0.07	6793	0.10
0094	94	9329	0.14	6704	0.10	8661	0.13	9539	0.14
0095	95	42944	0.63	41812	0.62	43651	0.63	44879	0.64
0096	96	16879	0.25	20912	0.31	18124	0.26	16178	0.23
0097	97	5569	0.08	3873	0.06	666	0.01	6863	0.10
0098	98	32740	0.48	35467	0.52	39396	0.57	33437	0.47
0100	100	8080	0.12	10579	0.16	9112	0.13	10279	0.15
0101	101	19261	0.28	19704	0.29	19646	0.28	20340	0.29
0103	103	29780	0.44	31454	0.46	30523	0.44	29213	0.41
0104	104	13746	0.20	19722	0.29	14128	0.20	15787	0.22
0105	105	42916	0.63	41869	0.62	46673	0.67	41800	0.59
0106	106	7280	0.11	7154	0.11	8114	0.12	7791	0.11
0107	107	5357	0.08	2685	0.04	3671	0.05	4482	0.06
0108	108	26178	0.39	27192	0.40	28856	0.42	26033	0.37
0109	109	61564	0.91	60286	0.89	58794	0.85	60398	0.86
0110	110	47261	0.70	40472	0.60	35084	0.51	35633	0.51
0112	112	11411	0.17	10560	0.16	15019	0.22	11618	0.16
0113	113	17808	0.26	19675	0.29	13559	0.20	19817	0.28
0114	114	8334	0.12	3814	0.06	5749	0.08	5542	0.08
0117	117	74901	1.10	74905	1.11	68713	0.99	73689	1.05
0118	118	6796	0.10	7056	0.10	7119	0.10	7705	0.11
0119	119	11276	0.17	11347	0.17	14194	0.20	12027	0.17
0120	120	39722	0.59	40167	0.59	38380	0.55	37473	0.53
0121	121	35017	0.52	35131	0.52	38384	0.55	34663	0.49
0122	122	10946	0.16	10879	0.16	6996	0.10	12500	0.18
0123	123	59924	0.88	60194	0.89	70780	1.02	59204	0.84
0124	124	127896	1.89	130401	1.93	112293	1.62	112183	1.59
0125	125	76042	1.12	79207	1.17	91817	1.33	93436	1.33
0126	126	28537	0.42	27813	0.41	28378	0.41	29367	0.42
0127	127	16648	0.25	16467	0.24	18028	0.26	16274	0.23
0128	128	9807	0.14	10156	0.15	10468	0.15	10413	0.15
0129	129	5483	0.08	6545	0.10	6532	0.09	7027	0.10

2003 HEALTH CARE SURVEY OF DOD BENEFICIARIES – FINAL

0130	130	2098	0.03	802	0.01	788	0.01	1636	0.02
0131	131	9496	0.14	8121	0.12	7610	0.11	8632	0.12
0190	190	20231	0.30	19865	0.29	25897	0.37	16844	0.24
0191	191	8568	0.13	9042	0.13	12000	0.17	6165	0.09
0192	192	6861	0.10	6566	0.10	5666	0.08	3765	0.05
0193	193	5497	0.08	6537	0.10	12829	0.19	6120	0.09
0194	194	9382	0.14	11106	0.16	10831	0.16	12635	0.18
0196	196	7981	0.12	4214	0.06	9884	0.14	4952	0.07
0197	197	1134	0.02	3161	0.05	3360	0.05	2476	0.04
0198	198	11121	0.16	22555	0.33	16783	0.24	10297	0.15
0199	199	.	.	3378	0.05	2507	0.04	1398	0.02
0203	203	5728	0.08	5449	0.08	7440	0.11	6976	0.10
0204	204	3297	0.05	1605	0.02	1970	0.03	1636	0.02
0206	206	77	0.00	.	.	745	0.01	247	0.00
0208	208	10161	0.15	.	.	4399	0.06	8433	0.12
0209	209	.	.	1542	0.02	1466	0.02	1405	0.02
0210	210	2540	0.04	.	.	1466	0.02	1405	0.02
0212	212	1682	0.02	4203	0.06	1852	0.03	619	0.01
0230	230	6503	0.10	1839	0.03	3211	0.05	.	.
0231	231	6206	0.09	11058	0.16	15718	0.23	10307	0.15
0232	232	4428	0.07	12311	0.18	9296	0.13	11593	0.16
0233	233	4877	0.07	1839	0.03	1606	0.02	3026	0.04
0239	239	.	.	2771	0.04
0247	247	4926	0.07	9366	0.14	6110	0.09	5174	0.07
0248	248	6060	0.09	7289	0.11	7118	0.10	5383	0.08
0252	252	14758	0.22	15927	0.24	15725	0.23	18115	0.26
0256	256	10113	0.15	10827	0.16	8200	0.12	9928	0.14
0260	260	5717	0.08	916	0.01	3838	0.06	809	0.01
0261	261	1429	0.02	3174	0.05	3175	0.05	3722	0.05
0262	262	1429	0.02	.	.	1919	0.03	4856	0.07
0265	265	715	0.01	916	0.01	1256	0.02	1410	0.02
0266	266	9514	0.14	6805	0.10	7528	0.11	7319	0.10
0269	269	5084	0.07	4231	0.06	2338	0.03	2313	0.03
0272	272	12980	0.19	10957	0.16	15364	0.22	16999	0.24
0273	273	10435	0.15	10248	0.15	9441	0.14	12197	0.17
0275	275	1685	0.02	1002	0.01	3867	0.06	3007	0.04
0276	276	1903	0.03	851	0.01	824	0.01	.	.
0277	277	2854	0.04	851	0.01	2259	0.03	1046	0.01
0280	280	9638	0.14	12351	0.18	12209	0.18	12669	0.18
0281	281	1784	0.03
0284	284	337	0.00	626	0.01	566	0.01	.	.
0285	285	5749	0.08	4835	0.07	4926	0.07	3721	0.05
0287	287	9215	0.14	9075	0.13	9171	0.13	9236	0.13
0290	290	441	0.01	533	0.01	641	0.01	.	.
0297	297	2436	0.04	2757	0.04	1186	0.02	2496	0.04
0299	299	4345	0.06	5455	0.08	5929	0.09	4125	0.06
0301	301	1107	0.02	1109	0.02	2417	0.03	1172	0.02
0306	306	7019	0.10	5837	0.09	4707	0.07	3549	0.05
0308	308	3191	0.05	3690	0.05	5910	0.09	3700	0.05
0309	309	4857	0.07	4202	0.06	3126	0.05	3187	0.05
0310	310	5816	0.09	6196	0.09	5846	0.08	6797	0.10
0313	313	1765	0.03	1066	0.02	1282	0.02	2598	0.04
0316	316	1786	0.03	3662	0.05	959	0.01	3722	0.05
0317	317	3215	0.05	2196	0.03	2118	0.03	3188	0.05
0319	319	4036	0.06	413	0.01	2638	0.04	3238	0.05
0321	321	2431	0.04	1252	0.02	1908	0.03	3061	0.04
0322	322	420	0.01	.	.	1574	0.02	773	0.01
0326	326	11872	0.18	14691	0.22	17302	0.25	19705	0.28
0327	327	2119	0.03	1023	0.02
0328	328	2508	0.04	1418	0.02	2190	0.03	975	0.01
0330	330	6111	0.09	5781	0.09	6325	0.09	7126	0.10
0333	333	1491	0.02	.	.
0335	335	8339	0.12	7903	0.12	11879	0.17	7463	0.11
0337	337	5670	0.08	4193	0.06	4732	0.07	4969	0.07
0338	338	2536	0.04	2165	0.03	1151	0.02	3076	0.04
0347	347	2363	0.03	1256	0.02	971	0.01	773	0.01
0348	348	1182	0.02	1883	0.03	971	0.01	773	0.01
0352	352	6978	0.10	8866	0.13	8457	0.12	12752	0.18
0356	356	9910	0.15	10158	0.15	8813	0.13	12035	0.17
0358	358	5229	0.08	2811	0.04	4726	0.07	4103	0.06
0360	360	1494	0.02	.	.	1575	0.02	.	.

2003 HEALTH CARE SURVEY OF DOD BENEFICIARIES – FINAL

0363	363	2022	0.03	2775	0.04	4064	0.06	3617	0.05
0364	364	5858	0.09	6147	0.09	8066	0.12	5117	0.07
0366	366	15196	0.22	15407	0.23	15868	0.23	15744	0.22
0369	369	1646	0.02	2069	0.03	1120	0.02	1451	0.02
0370	370	2297	0.03	2404	0.04	2863	0.04	2349	0.03
0372	372	3135	0.05	3796	0.06	2586	0.04	5126	0.07
0378	378	12339	0.18	16075	0.24	27242	0.39	21132	0.30
0380	380	1642	0.02
0381	381	.	.	3274	0.05	3209	0.05	.	.
0382	382	6568	0.10	3274	0.05
0384	384	591	0.01
0385	385	13198	0.19	15784	0.23	14878	0.21	15614	0.22
0386	386	420	0.01	3384	0.05	301	0.00	1774	0.03
0387	387	11717	0.17	11612	0.17	6987	0.10	22595	0.32
0390	390	8853	0.13	7847	0.12	4436	0.06	9503	0.13
0395	395	14123	0.21	11123	0.16	6205	0.09	4932	0.07
0398	398	973	0.01	553	0.01	1666	0.02	1753	0.02
0401	401	449	0.01	865	0.01	971	0.01	773	0.01
0404	404	591	0.01
0405	405	8524	0.13	11033	0.16	9639	0.14	12029	0.17
0407	407	6053	0.09	8287	0.12	7110	0.10	7640	0.11
0413	413	9163	0.14	6340	0.09	9797	0.14	9629	0.14
0416	416	356	0.01	739	0.01	173	0.00	911	0.01
0417	417	.	.	267	0.00	788	0.01	.	.
0418	418	1106	0.02	1150	0.02	2430	0.04	2333	0.03
0419	419	1106	0.02	1167	0.02
0420	420	1226	0.02	955	0.01	328	0.00	1354	0.02
0421	421	951	0.01	.	.	1506	0.02	.	.
0422	422	1429	0.02	2747	0.04	959	0.01	4856	0.07
0423	423	410	0.01	490	0.01	459	0.01	1161	0.02
0425	425	1326	0.02	904	0.01	857	0.01	633	0.01
0426	426	362	0.01	753	0.01	286	0.00	633	0.01
0428	428	702	0.01	1049	0.02	1173	0.02	932	0.01
0430	430	.	.	1219	0.02	2463	0.04	2512	0.04
0432	432	1220	0.02	1442	0.02	1266	0.02	2196	0.03
0433	433	305	0.00	.	.	1266	0.02	.	.
0434	434	.	.	612	0.01
0435	435	1459	0.02	553	0.01	2777	0.04	1753	0.02
0436	436	2144	0.03	3662	0.05	1553	0.02	484	0.01
0437	437	8547	0.13	7830	0.12	7969	0.12	7924	0.11
0464	464	1653	0.02	.	.
0508	508	25955	0.38	23475	0.35	30406	0.44	21117	0.30
0511	511	10718	0.16	9084	0.13	11495	0.17	11131	0.16
0513	513	4797	0.07	.	.
0517	517	1685	0.02	1852	0.03	3135	0.05	3211	0.05
0519	519	1327	0.02	2085	0.03	5599	0.08	2059	0.03
0522	522	1772	0.03	1256	0.02
0525	525	3762	0.05	3683	0.05
0534	534	8859	0.13	9835	0.15	11204	0.16	4488	0.06
0545	545	216	0.00	.	.	342	0.00	460	0.01
0606	606	11199	0.17	14864	0.22	16014	0.23	10094	0.14
0607	607	10510	0.15	11916	0.18	10741	0.16	8830	0.13
0609	609	6010	0.09	5964	0.09	10739	0.16	5406	0.08
0610	610	2678	0.04	4384	0.06	3026	0.04	2705	0.04
0611	611	3897	0.06	2405	0.04	4194	0.06	4827	0.07
0612	612	5725	0.08	8682	0.13	6706	0.10	5655	0.08
0614	614	3552	0.05	3048	0.05	4257	0.06	3098	0.04
0615	615	1074	0.02	543	0.01	587	0.01	431	0.01
0616	616	6913	0.10	7699	0.11	8492	0.12	7888	0.11
0617	617	2905	0.04	2558	0.04	3019	0.04	3197	0.05
0618	618	7315	0.11	2071	0.03	6142	0.09	3186	0.05
0620	620	7180	0.11	7110	0.11	7390	0.11	10288	0.15
0621	621	8098	0.12	7744	0.11	7972	0.12	7251	0.10
0622	622	13125	0.19	16932	0.25	14254	0.21	15983	0.23
0623	623	3743	0.06	3999	0.06	3731	0.05	4018	0.06
0624	624	3264	0.05	3999	0.06	4075	0.06	5324	0.08
0625	625	4713	0.07	.	.	3364	0.05	2558	0.04
0629	629	1651	0.02	4294	0.06	1228	0.02	509	0.01
0633	633	14352	0.21	10696	0.16	11820	0.17	13118	0.19
0635	635	1700	0.03	2701	0.04	2006	0.03	4527	0.06
0637	637	632	0.01	848	0.01	1233	0.02	2018	0.03

2003 HEALTH CARE SURVEY OF DOD BENEFICIARIES – FINAL

0638	638	9838	0.15	4010	0.06	10194	0.15	17669	0.25
0639	639	8288	0.12	1569	0.02	7061	0.10	5137	0.07
0640	640	13328	0.20	16007	0.24	9481	0.14	8239	0.12
0653	653	1931	0.03	2542	0.04	943	0.01	2030	0.03
0654	654	356	0.01	916	0.01	1849	0.03	2220	0.03
0656	656	2369	0.03	1566	0.02	2588	0.04	2617	0.04
0701	701	8128	0.12	14710	0.22	9634	0.14	12106	0.17
0703	703	4726	0.07	1883	0.03	3885	0.06	2320	0.03
0781	781	7885	0.12	7413	0.11	.	.	3135	0.04
0782	782	18253	0.27	28203	0.42	8809	0.13	7560	0.11
0783	783	2591	0.04	4983	0.07	4368	0.06	3099	0.04
0784	784	44130	0.65	52145	0.77	47166	0.68	38079	0.54
0785	785	36745	0.54	20598	0.30	37429	0.54	52710	0.75
0786	786	5121	0.08	6788	0.10	9599	0.14	5231	0.07
0787	787	1491	0.02	1522	0.02	.	.	1628	0.02
0788	788	20041	0.30	17050	0.25	13640	0.20	29225	0.41
0789	789	.	.	3009	0.04	4578	0.07	.	.
0799	799	2815	0.04	5049	0.07	2426	0.04	3228	0.05
0800	800	1646	0.02	1476	0.02	562	0.01	886	0.01
0802	802	2365	0.03	3269	0.05	3428	0.05	1373	0.02
0804	804	3680	0.05	5190	0.08	9345	0.13	11879	0.17
0805	805	7367	0.11	4956	0.07	7269	0.10	6318	0.09
0806	806	14788	0.22	14726	0.22	15558	0.22	15452	0.22
0808	808	9661	0.14	6451	0.10	6011	0.09	8964	0.13
0814	814	2519	0.04	2178	0.03	2249	0.03	3188	0.05
0825	825	1248	0.02	403	0.01	344	0.00	1018	0.01
0852	852	3894	0.06	2853	0.04	5622	0.08	1654	0.02
0853	853	6045	0.09	4316	0.06	5498	0.08	11245	0.16
0855	855	440	0.01	.	.	1894	0.03	1539	0.02
0858	858	807	0.01
0861	861	1925	0.03	2320	0.03	3949	0.06	3523	0.05
0862	862	6110	0.09	5201	0.08	2256	0.03	4228	0.06
0871	871	2881	0.04	1687	0.02	2006	0.03	1081	0.02
0872	872	320	0.00	708	0.01	311	0.00	.	.
0874	874	404	0.01	.	.	2227	0.03	.	.
0901	901	73299	1.08	73723	1.09	87831	1.27	76996	1.09
0902	902	2130	0.03	3050	0.05	4868	0.07	4020	0.06
0904	904	50257	0.74	47242	0.70	51524	0.74	46050	0.65
0906	906	42090	0.62	36273	0.54	31063	0.45	40378	0.57
0907	907	10085	0.15	11980	0.18	23771	0.34	18922	0.27
0908	908	17881	0.26	15561	0.23	12654	0.18	9699	0.14
0911	911	105973	1.56	105984	1.57	100174	1.45	77445	1.10
0912	912	5532	0.08	2352	0.03	3617	0.05	5872	0.08
0914	914	30691	0.45	29784	0.44	32778	0.47	35582	0.50
0915	915	39854	0.59	49727	0.73	51327	0.74	49139	0.70
0917	917	31501	0.46	22713	0.34	36105	0.52	41842	0.59
0918	918	17297	0.25	34408	0.51	26743	0.39	31292	0.44
0920	920	21657	0.32	16834	0.25	24657	0.36	12274	0.17
0921	921	16150	0.24	14885	0.22	13022	0.19	24297	0.34
0922	922	33372	0.49	36501	0.54	39620	0.57	48112	0.68
0923	923	60289	0.89	38550	0.57	63864	0.92	52591	0.75
0924	924	46163	0.68	35954	0.53	39043	0.56	33812	0.48
0925	925	27021	0.40	30659	0.45	38025	0.55	31856	0.45
0927	927	15118	0.22	18013	0.27	18611	0.27	21387	0.30
0928	928	6903	0.10	14577	0.22	9745	0.14	8283	0.12
0929	929	7460	0.11	18993	0.28	13640	0.20	14796	0.21
0930	930	21702	0.32	8139	0.12	11916	0.17	6021	0.09
0931	931	39945	0.59	32978	0.49	43173	0.62	35014	0.50
0932	932	25156	0.37	33661	0.50	25095	0.36	33553	0.48
0933	933	73222	1.08	70697	1.04	65085	0.94	74866	1.06
0934	934	88994	1.31	74444	1.10	75486	1.09	76845	1.09
0935	935	7229	0.11	7211	0.11	8818	0.13	7015	0.10
0936	936	63990	0.94	56155	0.83	45322	0.65	54015	0.77
0937	937	54757	0.81	49108	0.73	43610	0.63	39585	0.56
0938	938	40052	0.59	50071	0.74	52757	0.76	46095	0.65
0939	939	92065	1.36	85290	1.26	112661	1.63	107737	1.53
0940	940	8269	0.12	12543	0.19	15599	0.23	10417	0.15
0941	941	36266	0.53	47005	0.69	40206	0.58	44757	0.64
0942	942	2988	0.04	15466	0.23	13689	0.20	12573	0.18
0943	943	78079	1.15	72117	1.07	58782	0.85	78671	1.12
0945	945	32237	0.48	31691	0.47	30639	0.44	19037	0.27

2003 HEALTH CARE SURVEY OF DOD BENEFICIARIES – FINAL

0946	946	1679	0.02	9460	0.14	7463	0.11	9375	0.13
0948	948	49744	0.73	48712	0.72	53105	0.77	57490	0.82
0950	950	43051	0.63	28572	0.42	25053	0.36	28788	0.41
0951	951	7574	0.11	7642	0.11	3232	0.05	15199	0.22
0953	953	44774	0.66	54140	0.80	46457	0.67	47908	0.68
0957	957	9475	0.14	15166	0.22	5142	0.07	1073	0.02
0958	958	4437	0.06	.	.
0960	960	44	0.00	.	.
0961	961	6866	0.10	11195	0.17	8874	0.13	.	.
0965	965	790	0.01	66	0.00	763	0.01	.	.
0967	967	1085	0.02
0968	968	.	.	512	0.01	.	.	15229	0.22
0969	969	278	0.00	311	0.00
0970	970	.	.	2769	0.04
0971	971	8872	0.13
0972	972	278	0.00	7686	0.11	2424	0.03	3054	0.04
0973	973	9479	0.14	7412	0.11	1115	0.02	.	.
0974	974	20776	0.31	16989	0.25	15684	0.23	17849	0.25
0975	975	7701	0.11	8410	0.12	11419	0.16	6423	0.09
0976	976	5210	0.08	2524	0.04
0977	977	6916	0.10	559	0.01	673	0.01	115	0.00
0978	978	37	0.00	.	.	546	0.01	451	0.01
0979	979	4565	0.07	.	.	1935	0.03	.	.
0982	982	59	0.00
0983	983	4844	0.07	2797	0.04	3129	0.05	6864	0.10
0985	985	74594	1.10	92273	1.36	81937	1.18	87306	1.24
0986	986	83904	1.24	99778	1.47	94840	1.37	91733	1.30
0987	987	151009	2.23	143182	2.12	149741	2.16	130473	1.85
0988	988	14951	0.22	12813	0.19	11569	0.17	15936	0.23
0989	989	20679	0.30	15876	0.23	29647	0.43	25984	0.37
0990	990	28612	0.42	35967	0.53	17741	0.26	27599	0.39
0993	993	193903	2.86	149519	2.21	180666	2.61	174988	2.48
0995	995	5182	0.08	16737	0.25	4636	0.07	15159	0.22
0996	996	32713	0.48	41693	0.62	42411	0.61	62901	0.89
0999	999	24575	0.36	8056	0.12	15611	0.23	9598	0.14
1003	1003	3822	0.06	5503	0.08	4454	0.06	7140	0.10
1013	1013	4159	0.06	6103	0.09	1955	0.03	2374	0.03
1014	1014	574	0.01	561	0.01	2032	0.03	4463	0.06
1015	1015	3585	0.05	5453	0.08	3259	0.05	2374	0.03
1016	1016	1721	0.03	1283	0.02	2760	0.04	902	0.01
1017	1017	2868	0.04	6263	0.09	4792	0.07	9334	0.13
1019	1019	7170	0.11	2566	0.04	5273	0.08	5773	0.08
1124	1124	1793	0.03	4731	0.07	3987	0.06	4300	0.06
1126	1126	4757	0.07	6331	0.09	5352	0.08	5873	0.08
1127	1127	1864	0.03	.	.	1304	0.02	.	.
1128	1128	1836	0.03	1285	0.02	1490	0.02	1678	0.02
1135	1135	1390	0.02	866	0.01	494	0.01	1174	0.02
1144	1144	1818	0.03	510	0.01	993	0.01	1945	0.03
1145	1145	891	0.01	.	.	993	0.01	2076	0.03
1147	1147	4239	0.06	5322	0.08	3453	0.05	5408	0.08
1153	1153	3302	0.05	3194	0.05	1951	0.03	3565	0.05
1154	1154	747	0.01	433	0.01	1603	0.02	710	0.01
1156	1156	5302	0.08	3442	0.05	1215	0.02	5086	0.07
1157	1157	7087	0.10	8132	0.12	8738	0.13	2543	0.04
1158	1158	3712	0.05	2502	0.04	3038	0.04	3390	0.05
1170	1170	807	0.01	2791	0.04	1171	0.02	.	.
1179	1179	258	0.00	.	.	243	0.00	.	.
1235	1235	2295	0.03	2726	0.04	728	0.01	.	.
1237	1237	1324	0.02	.	.	1282	0.02	6927	0.10
1269	1269	2261	0.03	4545	0.07	4256	0.06	1682	0.02
1316	1316	8291	0.12	6022	0.09	11089	0.16	9819	0.14
1506	1506	6858	0.10	4608	0.07	5533	0.08	2124	0.03
1526	1526	.	.	692	0.01
1550	1550	418	0.01	459	0.01	646	0.01	1015	0.01
1551	1551	6987	0.10	2233	0.03	6790	0.10	1455	0.02
1552	1552	699	0.01	4465	0.07	2910	0.04	.	.
1560	1560	2002	0.03	2077	0.03	618	0.01	495	0.01
1562	1562	8429	0.12	1785	0.03	4429	0.06	1599	0.02
1563	1563	3065	0.05	7450	0.11	1985	0.03	6395	0.09
1564	1564	3385	0.05	1450	0.02	3780	0.05	3198	0.05
1592	1592	17388	0.26	23766	0.35	22053	0.32	23354	0.33

2003 HEALTH CARE SURVEY OF DOD BENEFICIARIES – FINAL

1597	1597	1656	0.02	2442	0.04	6616	0.10	2335	0.03
1599	1599	3312	0.05	2442	0.04	3308	0.05	2335	0.03
1601	1601	1103	0.02	2335	0.03
1617	1617	11980	0.18	12420	0.18	13560	0.20	17364	0.25
1646	1646	6334	0.09	3062	0.05	7128	0.10	10347	0.15
1649	1649	2815	0.04	3674	0.05	2037	0.03	3313	0.05
1656	1656	5842	0.09	6502	0.10	4351	0.06	4624	0.07
1657	1657	3810	0.06	.	.	2933	0.04	.	.
1659	1659	4216	0.06
1660	1660	3120	0.05	942	0.01	945	0.01	.	.
1663	1663	2415	0.04
1664	1664	1208	0.02
1670	1670	1398	0.02	436	0.01	861	0.01	457	0.01
1671	1671	1922	0.03	872	0.01	1508	0.02	1828	0.03
1815	1815	2383	0.04	3301	0.05	2191	0.03	3092	0.04
1959	1959	1560	0.02	2825	0.04	7556	0.11	2400	0.03
1976	1976	1270	0.02
1978	1978	1270	0.02	1975	0.03	.	.	2811	0.04
1979	1979	2540	0.04	5926	0.09	.	.	2811	0.04
1980	1980	.	.	1975	0.03	.	.	1405	0.02
1987	1987	675	0.01	418	0.01	566	0.01	844	0.01
1990	1990	1429	0.02	916	0.01	2878	0.04	809	0.01
1992	1992	1208	0.02	3192	0.05
3031	3031	1046	0.01
5197	5197	224	0.00	.	.	164	0.00	215	0.00
6014	6014	15555	0.23	11592	0.17	10989	0.16	17604	0.25
6200	6200	14062	0.21	12145	0.18	12398	0.18	12663	0.18
6201	6201	21209	0.31	22431	0.33	17793	0.26	22154	0.31
6207	6207	11704	0.17	8871	0.13	5075	0.07	6254	0.09
6214	6214	11709	0.17	4169	0.06	7544	0.11	5577	0.08
6215	6215	8204	0.12	11375	0.17	15227	0.22	8944	0.13
6216	6216	5064	0.07	6883	0.10	3476	0.05	4626	0.07
6221	6221	3747	0.06	7462	0.11	4780	0.07	11454	0.16
6301	6301	2353	0.03	6134	0.09	8697	0.13	12690	0.18
6303	6303	10279	0.15	8719	0.13	14725	0.21	2503	0.04
6304	6304	485	0.01	1386	0.02	2146	0.03	715	0.01
6305	6305	1404	0.02	250	0.00	.	.	3387	0.05
6307	6307	11742	0.17	9888	0.15	11501	0.17	5059	0.07
6311	6311	18612	0.27	24366	0.36	27649	0.40	33929	0.48
6312	6312	5581	0.08	6475	0.10	7186	0.10	9004	0.13
6314	6314	596	0.01	.	.
6315	6315	2241	0.03	1874	0.03	1575	0.02	4328	0.06
6316	6316	3439	0.05	720	0.01	5278	0.08	2640	0.04
6317	6317	3778	0.05	3655	0.05
6318	6318	4774	0.07	5809	0.09	6049	0.09	8596	0.12
6319	6319	6248	0.09	4220	0.06	4026	0.06	4088	0.06
6320	6320	633	0.01	615	0.01	3201	0.05	8637	0.12
6703	6703	440	0.01
6707	6707	245	0.00	.	.
6791	6791	440	0.01
6807	6807	440	0.01
6841	6841	245	0.00	.	.
6863	6863	440	0.01
6873	6873	2613	0.04
6875	6875	2613	0.04
6901	6901	.	.	16770	0.25	10312	0.15	16743	0.24
6902	6902	.	.	23224	0.34	26353	0.38	35811	0.51
6903	6903	69201	1.02	68775	1.02	69566	1.00	74133	1.05
6904	6904	37118	0.55	47225	0.70	33387	0.48	32580	0.46
6905	6905	.	.	36875	0.54	37057	0.53	43689	0.62
6906	6906	69585	1.03	61823	0.91	64585	0.93	52999	0.75
6907	6907	14781	0.22	11317	0.17	13245	0.19	9711	0.14
6908	6908	19711	0.29	18642	0.28	24387	0.35	36136	0.51
6909	6909	35566	0.52	27980	0.41	29437	0.42	47408	0.67
6910	6910	13705	0.20	24784	0.37	23817	0.34	23481	0.33
6911	6911	17925	0.26	11610	0.17	14164	0.20	26695	0.38
6912	6912	1665	0.02	3169	0.05	1869	0.03	6120	0.09
7032	7032	3367	0.05	2862	0.04	3128	0.05	3796	0.05
7033	7033	1925	0.03	4640	0.07	2821	0.04	705	0.01
7042	7042	336	0.00	806	0.01	329	0.00	861	0.01
7043	7043	.	.	1844	0.03	1601	0.02	2244	0.03

2003 HEALTH CARE SURVEY OF DOD BENEFICIARIES – FINAL

7044	7044	300	0.00	535	0.01	.	.	273	0.00
7045	7045	590	0.01	211	0.00	274	0.00	483	0.01
7047	7047	.	.	267	0.00	.	.	273	0.00
7107	7107	1155	0.02	1160	0.02	564	0.01	1409	0.02
7113	7113	10277	0.15	11538	0.17	13306	0.19	14757	0.21
7138	7138	2803	0.04	3089	0.05	2518	0.04	3244	0.05
7139	7139	11359	0.17	11536	0.17	11691	0.17	12054	0.17
7143	7143	16160	0.24	13245	0.20	12333	0.18	12865	0.18
7152	7152	927	0.01
7197	7197	2506	0.04	2754	0.04	3231	0.05	3552	0.05
7200	7200	4622	0.07	3682	0.05	3159	0.05	3633	0.05
7234	7234	258	0.00	396	0.01	2657	0.04	822	0.01
7235	7235	.	.	858	0.01	766	0.01	854	0.01
7236	7236	11835	0.17	14270	0.21	20757	0.30	14551	0.21
7239	7239	1253	0.02	4796	0.07	2435	0.04	1527	0.02
7286	7286	9599	0.14	16131	0.24	14268	0.21	10520	0.15
7288	7288	820	0.01	507	0.01
7289	7289	6972	0.10	4815	0.07	8171	0.12	6643	0.09
7293	7293	6944	0.10	6228	0.09	7139	0.10	10184	0.14
7294	7294	31578	0.47	27287	0.40	27182	0.39	29715	0.42
7297	7297	1436	0.02	2050	0.03	951	0.01	923	0.01
7298	7298	2145	0.03	1592	0.02	2952	0.04	903	0.01
7300	7300	4419	0.07	3460	0.05	5354	0.08	9258	0.13
7307	7307	16001	0.24	18431	0.27	18442	0.27	29734	0.42
7901	7901	.	.	16842	0.25	12632	0.18	26396	0.37
7902	7902	.	.	3267	0.05	4972	0.07	6826	0.10
7903	7903	3992	0.06	1611	0.02	7616	0.11	5043	0.07
7904	7904	11258	0.17	6113	0.09	5299	0.08	24416	0.35
7905	7905	.	.	22154	0.33	31350	0.45	23509	0.33
7906	7906	7347	0.11	15097	0.22	12437	0.18	18037	0.26
7908	7908	14370	0.21	20281	0.30	27184	0.39	25058	0.36
7909	7909	2540	0.04	1975	0.03	1466	0.02	.	.
7910	7910	3888	0.06	.	.	4845	0.07	4695	0.07
7911	7911	5862	0.09	3830	0.06	8172	0.12	7446	0.11
7912	7912	.	.	134	0.00	.	.	1127	0.02
7916	7916	.	.	4463	0.07	1694	0.02	1127	0.02
8001	8001	16019	0.24
8002	8002	10459	0.15
8003	8003	15626	0.23
8004	8004	7613	0.11
8005	8005	10902	0.16
8006	8006	20423	0.30
8007	8007	1517	0.02	704	0.01	1523	0.02	1946	0.03
8009	8009	5583	0.08	3769	0.06	1339	0.02	4683	0.07
8010	8010	14461	0.21
8011	8011	3682	0.05
8013	8013	1127	0.02
8015	8015	2590	0.04
8016	8016	9351	0.14
8018	8018	9432	0.14
8903	8903	2651	0.04	4693	0.07	4861	0.07	7081	0.10
8907	8907	2651	0.04	2328	0.03	2432	0.04	2091	0.03
8910	8910	608	0.01	848	0.01
8912	8912	724	0.01	3753	0.06	1215	0.02	2543	0.04
8913	8913	1060	0.02	2502	0.04	608	0.01	848	0.01
8916	8916	9014	0.13	8757	0.13	9115	0.13	8777	0.12
8917	8917	1060	0.02
8921	8921	.	.	1877	0.03	608	0.01	.	.
8924	8924	1898	0.03	2516	0.04	4223	0.06	2030	0.03
8931	8931	1288	0.02	3533	0.05	1571	0.02	411	0.01
8938	8938	.	.	527	0.01
8939	8939	436	0.01	639	0.01
8977	8977	402	0.01	.	.	1440	0.02	1194	0.02
8982	8982	390	0.01	198	0.00
8987	8987	4792	0.07	5072	0.07	6584	0.10	5195	0.07
8992	8992	1718	0.03	642	0.01	.	.	355	0.01
8995	8995	7252	0.11	5661	0.08	8419	0.12	6238	0.09
8996	8996	1312	0.02	.	.	494	0.01	1542	0.02
8998	8998	4021	0.06	4206	0.06	3539	0.05	3250	0.05

E1 - Eligibility indicator for period = 1										
Unweighted										
Value	Formatted Value	Count	Q1 Percent	Count	Q2 Percent	Count	Q3 Percent	Count	Q4 Percent	
N	No	2214	15.27	2128	16.15	2307	18.26	2291	19.70	
Y	Yes	12289	84.73	11046	83.85	10326	81.74	9341	80.30	
Weighted										
Value	Formatted Value	Count	Q1 Percent	Count	Q2 Percent	Count	Q3 Percent	Count	Q4 Percent	
N	No	972545	14.34	1020969	15.09	1199796	17.32	1308895	18.58	
Y	Yes	5810911	85.66	5747084	84.91	5728179	82.68	5737375	81.42	

E2 - Eligibility indicator for period = 2										
Unweighted										
Value	Formatted Value	Count	Q1 Percent	Count	Q2 Percent	Count	Q3 Percent	Count	Q4 Percent	
N	No	1983	13.67	1906	14.47	2110	16.70	2103	18.08	
Y	Yes	12520	86.33	11268	85.53	10523	83.30	9529	81.92	
Weighted										
Value	Formatted Value	Count	Q1 Percent	Count	Q2 Percent	Count	Q3 Percent	Count	Q4 Percent	
N	No	857960	12.65	905426	13.38	1097151	15.84	1195856	16.97	
Y	Yes	5925496	87.35	5862628	86.62	5830824	84.16	5850414	83.03	

E3 - Eligibility indicator for period = 3										
Unweighted										
Value	Formatted Value	Count	Q1 Percent	Count	Q2 Percent	Count	Q3 Percent	Count	Q4 Percent	
N	No	1838	12.67	1769	13.43	1976	15.64	2009	17.27	
Y	Yes	12665	87.33	11405	86.57	10657	84.36	9623	82.73	

Weighted										
Value	Formatted Value	Count	Q1		Q2		Q3		Q4	
			Percent	Count	Percent	Count	Percent	Count	Percent	
N	No	790622	11.66	842326	12.45	1017362	14.68	1156255	16.41	
Y	Yes	5992833	88.34	5925728	87.55	5910613	85.32	5890015	83.59	

E4 - Eligibility indicator for period = 4

Unweighted										
Value	Formatted Value	Count	Q1		Q2		Q3		Q4	
			Percent	Count	Percent	Count	Percent	Count	Percent	
N	No	1652	11.39	1600	12.15	1791	14.18	1891	16.26	
Y	Yes	12851	88.61	11574	87.85	10842	85.82	9741	83.74	

Weighted										
Value	Formatted Value	Count	Q1		Q2		Q3		Q4	
			Percent	Count	Percent	Count	Percent	Count	Percent	
N	No	703805	10.38	754248	11.14	918173	13.25	1104030	15.67	
Y	Yes	6079650	89.62	6013806	88.86	6009802	86.75	5942240	84.33	

E5 - Eligibility indicator for period = 5

Unweighted										
Value	Formatted Value	Count	Q1		Q2		Q3		Q4	
			Percent	Count	Percent	Count	Percent	Count	Percent	
N	No	1340	9.24	1362	10.34	1554	12.30	1711	14.71	
Y	Yes	13163	90.76	11812	89.66	11079	87.70	9921	85.29	

Weighted										
Value	Formatted Value	Count	Q1		Q2		Q3		Q4	
			Percent	Count	Percent	Count	Percent	Count	Percent	
N	No	566570	8.35	638508	9.43	793341	11.45	994138	14.11	
Y	Yes	6216886	91.65	6129546	90.57	6134634	88.55	6052132	85.89	

E6 - Eligibility indicator for period = 6										
Unweighted										
Value	Formatted Value	Count	Q1 Percent	Count	Q2 Percent	Count	Q3 Percent	Count	Q4 Percent	
N	No	949	6.54	1079	8.19	1278	10.12	1441	12.39	
Y	Yes	13554	93.46	12095	91.81	11355	89.88	10191	87.61	
Weighted										
Value	Formatted Value	Count	Q1 Percent	Count	Q2 Percent	Count	Q3 Percent	Count	Q4 Percent	
N	No	397920	5.87	498598	7.37	644504	9.30	820348	11.64	
Y	Yes	6385536	94.13	6269456	92.63	6283471	90.70	6225923	88.36	

E7 - Eligibility indicator for period = 7										
Unweighted										
Value	Formatted Value	Count	Q1 Percent	Count	Q2 Percent	Count	Q3 Percent	Count	Q4 Percent	
N	No	610	4.21	749	5.69	1069	8.46	1216	10.45	
Y	Yes	13893	95.79	12425	94.31	11564	91.54	10416	89.55	
Weighted										
Value	Formatted Value	Count	Q1 Percent	Count	Q2 Percent	Count	Q3 Percent	Count	Q4 Percent	
N	No	255535	3.77	337728	4.99	534492	7.71	684695	9.72	
Y	Yes	6527921	96.23	6430326	95.01	6393483	92.29	6361575	90.28	

E8 - Eligibility indicator for period = 8										
Unweighted										
Value	Formatted Value	Count	Q1 Percent	Count	Q2 Percent	Count	Q3 Percent	Count	Q4 Percent	
N	No	383	2.64	561	4.26	890	7.05	1086	9.34	
Y	Yes	14120	97.36	12613	95.74	11743	92.95	10546	90.66	

Weighted									
Value	Formatted Value	Count	Q1 Percent	Count	Q2 Percent	Count	Q3 Percent	Count	Q4 Percent
N	No	153780	2.27	240970	3.56	444632	6.42	624731	8.87
Y	Yes	6629676	97.73	6527083	96.44	6483343	93.58	6421539	91.13

E9 - Eligibility indicator for period = 9

Unweighted									
Value	Formatted Value	Count	Q1 Percent	Count	Q2 Percent	Count	Q3 Percent	Count	Q4 Percent
N	No	.	.	299	2.27	662	5.24	902	7.75
Y	Yes	14503	100.00	12875	97.73	11971	94.76	10730	92.25

Weighted									
Value	Formatted Value	Count	Q1 Percent	Count	Q2 Percent	Count	Q3 Percent	Count	Q4 Percent
N	No	.	.	127852	1.89	329951	4.76	527677	7.49
Y	Yes	6783456	100.00	6640202	98.11	6598025	95.24	6518593	92.51

E10 - Eligibility indicator for period = 10

Unweighted									
Value	Formatted Value	Count	Q1 Percent	Count	Q2 Percent	Count	Q3 Percent	Count	Q4 Percent
N	No	234	1.61	.	.	457	3.62	739	6.35
Y	Yes	14269	98.39	13174	100.00	12176	96.38	10893	93.65

Weighted									
Value	Formatted Value	Count	Q1 Percent	Count	Q2 Percent	Count	Q3 Percent	Count	Q4 Percent
N	No	106398	1.57	.	.	220447	3.18	427489	6.07
Y	Yes	6677058	98.43	6768054	100.00	6707528	96.82	6618781	93.93

E11 - Eligibility indicator for period = 11													
Unweighted													
Value	Formatted Value	Count	Q1	Percent	Count	Q2	Percent	Count	Q3	Percent	Count	Q4	Percent
N	No	340		2.34	172		1.31	.		.	334		2.87
Y	Yes	14163		97.66	13002		98.69	12633		100.00	11298		97.13
Weighted													
Value	Formatted Value	Count	Q1	Percent	Count	Q2	Percent	Count	Q3	Percent	Count	Q4	Percent
N	No	153422		2.26	93556		1.38	.		.	196299		2.79
Y	Yes	6630034		97.74	6674497		98.62	6927975		100.00	6849971		97.21

E12 - Eligibility indicator for period = 12													
Unweighted													
Value	Formatted Value	Count	Q1	Percent	Count	Q2	Percent	Count	Q3	Percent	Count	Q4	Percent
N	No	457		3.15	292		2.22	137		1.08	.		.
Y	Yes	14046		96.85	12882		97.78	12496		98.92	11632		100.00
Weighted													
Value	Formatted Value	Count	Q1	Percent	Count	Q2	Percent	Count	Q3	Percent	Count	Q4	Percent
N	No	191195		2.82	150115		2.22	78270		1.13	.		.
Y	Yes	6592260		97.18	6617938		97.78	6849705		98.87	7046270		100.00

2003 HEALTH CARE SURVEY OF DOD BENEFICIARIES – FINAL

SERVAFF - Service Affiliation										
Unweighted										
Value	Formatted Value	Count	Q1 Percent	Count	Q2 Percent	Count	Q3 Percent	Count	Q4 Percent	Percent
A	Missing/unknown	3	0.03	
	Army	3692	25.46	3459	26.26	3209	25.40	2852	24.52	
C	Coast Guard	68	0.47	61	0.46	51	0.40	66	0.57	
F	Air Force	5390	37.16	4801	36.44	4541	35.95	4240	36.45	
J	Administrative	2	0.02	
M	Support Contractor	532	3.67	498	3.78	481	3.81	512	4.40	
N	Navy	2789	19.23	2530	19.20	2527	20.00	2269	19.51	
S	Noncatchment	1937	13.36	1729	13.12	1712	13.55	1621	13.94	
T	USTF	95	0.66	96	0.73	112	0.89	67	0.58	
Weighted										
Value	Formatted Value	Count	Q1 Percent	Count	Q2 Percent	Count	Q3 Percent	Count	Q4 Percent	Percent
A	Missing/unknown	5667	0.08	
	Army	1417039	20.89	1427727	21.10	1485849	21.45	1494946	21.22	
C	Coast Guard	16401	0.24	18293	0.27	21530	0.31	28618	0.41	
F	Air Force	1262505	18.61	1259019	18.60	1262519	18.22	1301504	18.47	
J	Administrative	881	0.01	
M	Support Contractor	457301	6.74	452436	6.68	468708	6.77	555814	7.89	
N	Navy	1234472	18.20	1237286	18.28	1278213	18.45	1270033	18.02	
S	Noncatchment	2324963	34.27	2286869	33.79	2311400	33.36	2324154	32.98	
T	USTF	70776	1.04	86425	1.28	99757	1.44	64653	0.92	

MRTLSTAT - Marital Status										
Unweighted										
Value	Formatted Value	Count	Q1 Percent	Count	Q2 Percent	Count	Q3 Percent	Count	Q4 Percent	Percent
A	Missing	5087	35.08	4797	36.41	4646	36.78	4216	36.24	
	Annulled	1	0.01	4	0.03	1	0.01	1	0.01	
D	Divorced	466	3.21	385	2.92	355	2.81	321	2.76	
L	Legally separated	4	0.03	5	0.04	2	0.02	7	0.06	
M	Married	6388	44.05	5745	43.61	5554	43.96	5187	44.59	
N	Never Married	1078	7.43	889	6.75	868	6.87	755	6.49	
W	Widow(er)	62	0.43	59	0.45	54	0.43	59	0.51	
Z	Unknown	1417	9.77	1290	9.79	1153	9.13	1086	9.34	
Weighted										
Value	Formatted Value	Count	Q1 Percent	Count	Q2 Percent	Count	Q3 Percent	Count	Q4 Percent	Percent
A	Missing	2387797	35.20	2356858	34.82	2508421	36.21	2429133	34.47	
	Annulled	174	0.00	2184	0.03	99	0.00	705	0.01	
D	Divorced	194655	2.87	177354	2.62	180265	2.60	198675	2.82	
L	Legally separated	3816	0.06	2838	0.04	1633	0.02	4442	0.06	
M	Married	3108701	45.83	3144285	46.46	3170245	45.76	3323215	47.16	
N	Never Married	477491	7.04	458151	6.77	461550	6.66	465915	6.61	
W	Widow(er)	39596	0.58	43847	0.65	35393	0.51	47230	0.67	
Z	Unknown	571225	8.42	582537	8.61	570370	8.23	576955	8.19	

RACEETHN - Race/Ethnic Code										
Unweighted										
Value	Formatted Value	Count	Q1 Percent	Q2 Percent	Q3 Percent	Q4 Percent	Count	Count	Count	Count
	Missing	7240	49.92	6812	51.71	6552	51.86	5972	51.34	
A	American Indian or Alaskan Native	43	0.30	40	0.30	38	0.30	42	0.36	
B	Asian or Pacific Islander	277	1.91	229	1.74	245	1.94	223	1.92	
C	Black(not Hispanic)	817	5.63	713	5.41	717	5.68	606	5.21	
D	White(not Hispanic)	4457	30.73	3867	29.35	3729	29.52	3494	30.04	
E	Hispanic	302	2.08	280	2.13	249	1.97	230	1.98	
X	Other	85	0.59	85	0.65	72	0.57	68	0.58	
Z	Unknown	1282	8.84	1148	8.71	1031	8.16	997	8.57	

Weighted										
Value	Formatted Value	Count	Q1 Percent	Q2 Percent	Q3 Percent	Q4 Percent	Count	Count	Count	Count
	Missing	3791130	55.89	3740992	55.27	3858047	55.69	3810508	54.08	
A	American Indian or Alaskan Native	16711	0.25	17972	0.27	19557	0.28	27452	0.39	
B	Asian or Pacific Islander	108866	1.60	115119	1.70	113192	1.63	129598	1.84	
C	Black(not Hispanic)	328139	4.84	346529	5.12	377565	5.45	332274	4.72	
D	White(not Hispanic)	1772445	26.13	1758461	25.98	1821333	26.29	1955525	27.75	
E	Hispanic	121788	1.80	153617	2.27	119581	1.73	157514	2.24	
X	Other	32730	0.48	45391	0.67	34704	0.50	34942	0.50	
Z	Unknown	611647	9.02	589972	8.72	583996	8.43	598458	8.49	

PNSEXCD - Person Gender										
Unweighted										
Value	Formatted Value	Count	Q1 Percent	Q2 Percent	Q3 Percent	Q4 Percent	Count	Count	Count	Count
F	Female	7246	49.96	6803	51.64	6505	51.49	5961	51.25	
M	Male	7257	50.04	6371	48.36	6128	48.51	5671	48.75	

Weighted										
Value	Formatted Value	Count	Q1 Percent	Q2 Percent	Q3 Percent	Q4 Percent	Count	Count	Count	Count
F	Female	3222166	47.50	3260049	48.17	3398922	49.06	3340415	47.41	
M	Male	3561290	52.50	3508005	51.83	3529053	50.94	3705855	52.59	

2003 HEALTH CARE SURVEY OF DOD BENEFICIARIES – FINAL

LEGDDSCD - DDS Code										
Unweighted										
Value	Formatted Value	Count	Q1 Percent	Count	Q2 Percent	Count	Q3 Percent	Count	Q4 Percent	
01	Dependent Child	384	2.65	363	2.76	338	2.68	279	2.40	
20	Sponsor	7764	53.53	6875	52.19	6607	52.30	6080	52.27	
30	Spouse of Sponsor	6312	43.52	5889	44.70	5630	44.57	5222	44.89	
40	Mother of Sponsor	22	0.15	31	0.24	31	0.25	31	0.27	
45	Father of Sponsor	6	0.04	4	0.03	9	0.07	2	0.02	
50	Mother in law of Sponsor	14	0.10	9	0.07	18	0.14	16	0.14	
55	Father in law of Sponsor	1	0.01	3	0.02	.	.	1	0.01	
60	Children where # > 19	1	0.01	

Weighted										
Value	Formatted Value	Count	Q1 Percent	Count	Q2 Percent	Count	Q3 Percent	Count	Q4 Percent	
01	Dependent Child	156124	2.30	152230	2.25	162693	2.35	138789	1.97	
20	Sponsor	3778409	55.70	3797191	56.10	3802393	54.88	3963190	56.25	
30	Spouse of Sponsor	2839246	41.86	2812085	41.55	2948002	42.55	2924268	41.50	
40	Mother of Sponsor	4893	0.07	4470	0.07	8808	0.13	12391	0.18	
45	Father of Sponsor	702	0.01	385	0.01	1418	0.02	554	0.01	
50	Mother in law of Sponsor	3631	0.05	1129	0.02	4661	0.07	6256	0.09	
55	Father in law of Sponsor	450	0.01	564	0.01	.	.	731	0.01	
60	Children where # > 19	90	0.00	

DAGEQY - Age at time of data collection										
Unweighted										
Value	Formatted Value	Count	Q1 Percent	Count	Q2 Percent	Count	Q3 Percent	Count	Q4 Percent	
018 -- 034	018--034	4195	28.93	3558	27.01	3481	27.55	3093	26.59	
035 -- 044	035--044	3220	22.20	2956	22.44	2683	21.24	2480	21.32	
045 -- 054	045--054	2459	16.96	2154	16.35	2057	16.28	1918	16.49	
055 -- 064	055--064	2330	16.07	2226	16.90	2222	17.59	1999	17.19	
065 -- 074	065--074	1462	10.08	1483	11.26	1450	11.48	1368	11.76	
075 -- 096	075 yrs and older	837	5.77	797	6.05	740	5.86	774	6.65	

Weighted										
Value	Formatted Value	Count	Q1 Percent	Count	Q2 Percent	Count	Q3 Percent	Count	Q4 Percent	
018 -- 034	018--034	1531530	22.58	1467159	21.68	1547628	22.34	1582971	22.47	
035 -- 044	035--044	1151886	16.98	1190691	17.59	1197950	17.29	1204155	17.09	
045 -- 054	045--054	1116973	16.47	1066558	15.76	1097302	15.84	1150301	16.32	
055 -- 064	055--064	1285188	18.95	1345902	19.89	1371154	19.79	1358921	19.29	
065 -- 074	065--074	1033961	15.24	1088097	16.08	1102638	15.92	1067972	15.16	
075 -- 096	075 yrs and older	663918	9.79	609647	9.01	611304	8.82	681951	9.68	

2003 HEALTH CARE SURVEY OF DOD BENEFICIARIES – FINAL

PCM - Primary Manager Code (Civilian or Military)										
Unweighted										
Value	Formatted Value	Count	Q1 Percent	Count	Q2 Percent	Count	Q3 Percent	Count	Q4 Percent	
	Missing/Unknown	5394	37.19	4943	37.52	4679	37.04	4387	37.71	
CIV	TRICARE enrollee w/civ PCM	627	4.32	594	4.51	593	4.69	579	4.98	
MTF	TRICARE enrollee w/mil PCM	8482	58.48	7637	57.97	7361	58.27	6666	57.31	
Weighted										
Value	Formatted Value	Count	Q1 Percent	Count	Q2 Percent	Count	Q3 Percent	Count	Q4 Percent	
	Missing/Unknown	3638423	53.64	3574527	52.81	3560032	51.39	3586504	50.90	
CIV	TRICARE enrollee w/civ PCM	528077	7.78	538860	7.96	568465	8.21	620467	8.81	
MTF	TRICARE enrollee w/mil PCM	2616956	38.58	2654666	39.22	2799479	40.41	2839299	40.30	

DBENCAT - Beneficiary Category										
Unweighted										
Value	Formatted Value	Count	Q1 Percent	Count	Q2 Percent	Count	Q3 Percent	Count	Q4 Percent	
ACT	Active Duty	3783	26.08	3173	24.09	3044	24.10	2658	22.85	
DA	Dependent of Active Duty	2757	19.01	2574	19.54	2308	18.27	2074	17.83	
DGR	Dependent of Guard/Reserve	463	3.19	410	3.11	503	3.98	508	4.37	
DR	Dependent of Retiree	2941	20.28	2704	20.53	2621	20.75	2411	20.73	
DS	Survivor	573	3.95	604	4.58	592	4.69	558	4.80	
GRD	Guard/Reserve	490	3.38	441	3.35	457	3.62	506	4.35	
OTH	Other	12	0.08	20	0.15	7	0.06	9	0.08	
RET	Retiree	3484	24.02	3247	24.65	3101	24.55	2908	25.00	
Z	Unknown	.	.	1	0.01	
Weighted										
Value	Formatted Value	Count	Q1 Percent	Count	Q2 Percent	Count	Q3 Percent	Count	Q4 Percent	
ACT	Active Duty	1430520	21.09	1416438	20.93	1446083	20.87	1461061	20.74	
DA	Dependent of Active Duty	777440	11.46	777106	11.48	775440	11.19	784616	11.14	
DGR	Dependent of Guard/Reserve	132602	1.95	122989	1.82	185714	2.68	216041	3.07	
DR	Dependent of Retiree	1712419	25.24	1647491	24.34	1723402	24.88	1644890	23.34	
DS	Survivor	380220	5.61	418422	6.18	439122	6.34	437299	6.21	
GRD	Guard/Reserve	233997	3.45	242423	3.58	308998	4.46	362060	5.14	
OTH	Other	4582	0.07	16932	0.25	4610	0.07	9173	0.13	
RET	Retiree	2111675	31.13	2126168	31.41	2044606	29.51	2131131	30.24	
Z	Unknown	.	.	84	0.00	

2003 HEALTH CARE SURVEY OF DOD BENEFICIARIES – FINAL

DMEDELG - Medical Privilege Code										
Unweighted										
Value	Formatted Value	Q1		Q2		Q3		Q4		
		Count	Percent	Count	Percent	Count	Percent	Count	Percent	
1	Direct Care Only	4331	29.86	3646	27.68	3535	27.98	3199	27.50	
2	Direct Care and CHAMPUS	7828	53.98	7175	54.46	6823	54.01	6269	53.89	
4	Transitional Direct Care Only	.	.	2	0.02	2	0.02	.	.	
5	Transitional Direct Care and CHAMPUS	7	0.05	15	0.11	7	0.06	6	0.05	
7	Direct Care and Medicare	2243	15.47	2240	17.00	2154	17.05	2091	17.98	
U	Unknown	94	0.65	96	0.73	112	0.89	67	0.58	

Weighted										
Value	Formatted Value	Q1		Q2		Q3		Q4		
		Count	Percent	Count	Percent	Count	Percent	Count	Percent	
1	Direct Care Only	1680866	24.78	1666022	24.62	1760769	25.42	1835198	26.04	
2	Direct Care and CHAMPUS	3373240	49.73	3336432	49.30	3392790	48.97	3435630	48.76	
4	Transitional Direct Care Only	.	.	1878	0.03	1669	0.02	.	.	
5	Transitional Direct Care and CHAMPUS	1382	0.02	13792	0.20	4876	0.07	7128	0.10	
7	Direct Care and Medicare	1657333	24.43	1663413	24.58	1668115	24.08	1704975	24.20	
U	Unknown	70635	1.04	86517	1.28	99757	1.44	63339	0.90	

DSPONSVC - Derived Sponsor Branch of Service										
Unweighted										
Value	Formatted Value	Q1		Q2		Q3		Q4		
		Count	Percent	Count	Percent	Count	Percent	Count	Percent	
A	Army	4695	32.37	4391	33.33	4199	33.24	3796	32.63	
C	Coast Guard	280	1.93	275	2.09	230	1.82	259	2.23	
F	Air Force	5680	39.16	4914	37.30	4871	38.56	4471	38.44	
M	Marine Corps	916	6.32	835	6.34	781	6.18	718	6.17	
N	Navy	2448	16.88	2365	17.95	2133	16.88	2045	17.58	
V	Navy Afloat	411	2.83	330	2.50	356	2.82	280	2.41	
X	Other	73	0.50	64	0.49	63	0.50	63	0.54	

Weighted										
Value	Formatted Value	Q1		Q2		Q3		Q4		
		Count	Percent	Count	Percent	Count	Percent	Count	Percent	
A	Army	2348058	34.61	2405337	35.54	2496052	36.03	2536305	36.00	
C	Coast Guard	129031	1.90	136596	2.02	125775	1.82	166230	2.36	
F	Air Force	2200467	32.44	2016252	29.79	2158478	31.16	2150666	30.52	
M	Marine Corps	442734	6.53	458914	6.78	447979	6.47	475169	6.74	
N	Navy	1411201	20.80	1514295	22.37	1443967	20.84	1477501	20.97	
V	Navy Afloat	218933	3.23	198383	2.93	220146	3.18	202026	2.87	
X	Other	33032	0.49	38276	0.57	35576	0.51	38373	0.54	

MBRRELCD - Member Relationship Code										
Unweighted										
Value	Formatted Value	Count	Q1 Percent	Count	Q2 Percent	Count	Q3 Percent	Count	Q4 Percent	
A	Self	7764	53.53	6875	52.19	6607	52.30	6080	52.27	
B	Spouse	5684	39.19	5229	39.69	4993	39.52	4618	39.70	
C	Child or stepchild	380	2.62	363	2.76	336	2.66	277	2.38	
E	Ward (court ordered)	4	0.03	.	.	1	0.01	2	0.02	
F	Dependent parent or stepparent	43	0.30	47	0.36	58	0.46	51	0.44	
G	Surviving spouse	561	3.87	574	4.36	566	4.48	540	4.64	
H	Former spouse (20/20/20)	63	0.43	80	0.61	59	0.47	57	0.49	
I	Former spouse (20/20/15)	4	0.03	6	0.05	13	0.10	7	0.06	

Weighted										
Value	Formatted Value	Count	Q1 Percent	Count	Q2 Percent	Count	Q3 Percent	Count	Q4 Percent	
A	Self	3778409	55.70	3797191	56.10	3802393	54.88	3963190	56.25	
B	Spouse	2432661	35.86	2378747	35.15	2480850	35.81	2456566	34.86	
C	Child or stepchild	153953	2.27	152230	2.25	162236	2.34	137161	1.95	
E	Ward (court ordered)	2171	0.03	.	.	132	0.00	1628	0.02	
F	Dependent parent or stepparent	9677	0.14	6548	0.10	14888	0.21	20022	0.28	
G	Surviving spouse	373380	5.50	395177	5.84	419789	6.06	427599	6.07	
H	Former spouse (20/20/20)	31197	0.46	34557	0.51	40606	0.59	35529	0.50	
I	Former spouse (20/20/15)	2008	0.03	3603	0.05	7081	0.10	4575	0.06	

MEDTYPE - Medicare Type										
Unweighted										
Value	Formatted Value	Count	Q1 Percent	Count	Q2 Percent	Count	Q3 Percent	Count	Q4 Percent	
A	Eligible for Medicare A	99	0.68	102	0.77	84	0.66	90	0.77	
B	Eligible for Medicare B	2299	15.85	2301	17.47	9	0.07	6	0.05	
C	Medicare A and Medicare B	2191	17.34	2128	18.29	
N	No Medicare eligibility	12105	83.47	10771	81.76	
N	No Medicare eligibility	10349	81.92	9408	80.88	

Weighted										
Value	Formatted Value	Count	Q1 Percent	Count	Q2 Percent	Count	Q3 Percent	Count	Q4 Percent	
A	Eligible for Medicare A	57637	0.85	57060	0.84	56558	0.82	66165	0.94	
B	Eligible for Medicare B	1704959	25.13	1716630	25.36	9012	0.13	3597	0.05	
C	Medicare A and Medicare B	1699455	24.53	1738743	24.68	
N	No Medicare eligibility	5020860	74.02	4994363	73.79	5162950	74.52	5237766	74.33	
N	No Medicare eligibility	5020860	74.02	4994363	73.79	5162950	74.52	5237766	74.33	

PATCAT - Aggregated Beneficiary Category										
Unweighted										
Value	Formatted Value	Q1		Q2		Q3		Q4		
		Count	Percent	Count	Percent	Count	Percent	Count	Percent	
ACTDTY	Active Duty and Guard/Reserve	4273	29.46	3614	27.43	3501	27.71	3164	27.20	
DEPACT	Dependent of Active Duty & Guard/Reserve	3220	22.20	2984	22.65	2811	22.25	2582	22.20	
NADD65+	Retiree/Depend of Retir/Surviv/Other 65+	2284	15.75	2258	17.14	2168	17.16	2126	18.28	
NADD<65	Retiree/Depend of Retir/Surviv/Other <65	4726	32.59	4317	32.77	4153	32.87	3760	32.32	
UNKNOWN	Unknown	.	.	1	0.01	

Weighted										
Value	Formatted Value	Q1		Q2		Q3		Q4		
		Count	Percent	Count	Percent	Count	Percent	Count	Percent	
ACTDTY	Active Duty and Guard/Reserve	1664517	24.54	1658861	24.51	1755081	25.33	1823121	25.87	
DEPACT	Dependent of Active Duty & Guard/Reserve	910043	13.42	900095	13.30	961154	13.87	1000656	14.20	
NADD65+	Retiree/Depend of Retir/Surviv/Other 65+	1694957	24.99	1694723	25.04	1707504	24.65	1746614	24.79	
NADD<65	Retiree/Depend of Retir/Surviv/Other <65	2513940	37.06	2514291	37.15	2504236	36.15	2475879	35.14	
UNKNOWN	Unknown	.	.	84	0.00	

PNLCATCD - Personnel Category Code (Duty Status)										
Unweighted										
Value	Formatted Value	Q1		Q2		Q3		Q4		
		Count	Percent	Count	Percent	Count	Percent	Count	Percent	
A	Active duty	6544	45.12	5751	43.65	5361	42.44	4742	40.77	
F	Former member	3	0.02	1	0.01	2	0.02	2	0.02	
H	Medal of honor	1	0.01	
J	Academy student	41	0.28	34	0.26	27	0.21	29	0.25	
N	National Guard	478	3.30	421	3.20	461	3.65	466	4.01	
Q	Reserve retiree	3	0.02	3	0.02	1	0.01	3	0.03	
R	Retired	6951	47.93	6517	49.47	6278	49.70	5837	50.18	
V	Reserve	483	3.33	447	3.39	503	3.98	552	4.75	

Weighted										
Value	Formatted Value	Q1		Q2		Q3		Q4		
		Count	Percent	Count	Percent	Count	Percent	Count	Percent	
A	Active duty	2224232	32.79	2201977	32.53	2229562	32.18	2256566	32.02	
F	Former member	2282	0.03	1553	0.02	1665	0.02	1649	0.02	
H	Medal of honor	396	0.01	
J	Academy student	12099	0.18	13002	0.19	13125	0.19	14192	0.20	
N	National Guard	198254	2.92	185298	2.74	248751	3.59	293974	4.17	
Q	Reserve retiree	1517	0.02	1897	0.03	98	0.00	2778	0.04	
R	Retired	4174118	61.53	4166555	61.56	4184364	60.40	4185241	59.40	
V	Reserve	170954	2.52	197771	2.92	250410	3.61	291474	4.14	

2003 HEALTH CARE SURVEY OF DOD BENEFICIARIES – FINAL

FIELDAGE -

Age at start of fielding period

		Unweighted							
Value	Formatted Value	Q1		Q2		Q3		Q4	
		Count	Percent	Count	Percent	Count	Percent	Count	Percent
018	18	109	0.75	96	0.73	91	0.72	58	0.50
019	19	211	1.45	172	1.31	155	1.23	139	1.19
020	20	223	1.54	210	1.59	232	1.84	185	1.59
021	21	258	1.78	202	1.53	211	1.67	179	1.54
022	22	239	1.65	190	1.44	186	1.47	171	1.47
023	23	240	1.65	186	1.41	186	1.47	167	1.44
024	24	231	1.59	199	1.51	198	1.57	159	1.37
025	25	229	1.58	217	1.65	216	1.71	190	1.63
026	26	233	1.61	217	1.65	200	1.58	185	1.59
027	27	224	1.54	198	1.50	205	1.62	169	1.45
028	28	250	1.72	209	1.59	216	1.71	169	1.45
029	29	228	1.57	214	1.62	193	1.53	174	1.50
030	30	231	1.59	209	1.59	206	1.63	181	1.56
031	31	301	2.08	228	1.73	192	1.52	194	1.67
032	32	275	1.90	262	1.99	238	1.88	224	1.93
033	33	287	1.98	246	1.87	248	1.96	225	1.93
034	34	316	2.18	220	1.67	228	1.80	228	1.96
035	35	279	1.92	279	2.12	276	2.18	226	1.94
036	36	331	2.28	271	2.06	277	2.19	227	1.95
037	37	322	2.22	317	2.41	263	2.08	265	2.28
038	38	357	2.46	346	2.63	287	2.27	261	2.24
039	39	364	2.51	322	2.44	272	2.15	262	2.25
040	40	372	2.56	322	2.44	276	2.18	287	2.47
041	41	321	2.21	287	2.18	266	2.11	248	2.13
042	42	313	2.16	294	2.23	291	2.30	262	2.25
043	43	310	2.14	265	2.01	239	1.89	237	2.04
044	44	269	1.85	254	1.93	250	1.98	231	1.99
045	45	277	1.91	253	1.92	213	1.69	199	1.71
046	46	251	1.73	221	1.68	241	1.91	213	1.83
047	47	237	1.63	230	1.75	212	1.68	194	1.67
048	48	248	1.71	198	1.50	221	1.75	185	1.59
049	49	246	1.70	191	1.45	200	1.58	215	1.85
050	50	262	1.81	218	1.65	212	1.68	189	1.62
051	51	254	1.75	222	1.69	198	1.57	187	1.61
052	52	224	1.54	194	1.47	166	1.31	152	1.31
053	53	207	1.43	227	1.72	191	1.51	164	1.41
054	54	254	1.75	226	1.72	199	1.58	211	1.81
055	55	263	1.81	205	1.56	235	1.86	210	1.81
056	56	260	1.79	246	1.87	252	1.99	233	2.00
057	57	200	1.38	172	1.31	190	1.50	175	1.50
058	58	176	1.21	202	1.53	179	1.42	164	1.41
059	59	221	1.52	196	1.49	187	1.48	164	1.41
060	60	237	1.63	225	1.71	237	1.88	214	1.84
061	61	236	1.63	262	1.99	218	1.73	225	1.93
062	62	242	1.67	221	1.68	238	1.88	198	1.70
063	63	239	1.65	226	1.72	225	1.78	202	1.74
064	64	255	1.76	254	1.93	259	2.05	220	1.89
065	65	208	1.43	187	1.42	189	1.50	163	1.40
066	66	180	1.24	173	1.31	165	1.31	150	1.29
067	67	171	1.18	171	1.30	168	1.33	169	1.45
068	68	158	1.09	150	1.14	149	1.18	159	1.37
069	69	143	0.99	143	1.09	143	1.13	132	1.13
070	70	137	0.94	136	1.03	152	1.20	135	1.16
071	71	151	1.04	155	1.18	145	1.15	130	1.12
072	72	154	1.06	162	1.23	133	1.05	132	1.13
073	73	129	0.89	128	0.97	131	1.04	128	1.10
074	74	84	0.58	115	0.87	120	0.95	113	0.97
075	75	101	0.70	83	0.63	87	0.69	104	0.89
076	76	80	0.55	79	0.60	84	0.66	80	0.69
077	77	92	0.63	86	0.65	72	0.57	67	0.58
078	78	80	0.55	83	0.63	90	0.71	75	0.64

2003 HEALTH CARE SURVEY OF DOD BENEFICIARIES – FINAL

079	79	98	0.68	71	0.54	57	0.45	69	0.59
080	80	76	0.52	85	0.65	61	0.48	59	0.51
081	81	76	0.52	76	0.58	52	0.41	72	0.62
082	82	60	0.41	65	0.49	47	0.37	48	0.41
083	83	46	0.32	47	0.36	56	0.44	58	0.50
084	84	38	0.26	39	0.30	38	0.30	39	0.34
085	85	40	0.28	35	0.27	45	0.36	30	0.26
086	86	24	0.17	21	0.16	20	0.16	32	0.28
087	87	25	0.17	22	0.17	18	0.14	22	0.19
088	88	15	0.10	16	0.12	13	0.10	16	0.14
089	89	7	0.05	10	0.08	8	0.06	10	0.09
090	90	9	0.06	4	0.03	8	0.06	9	0.08
091	91	4	0.03	3	0.02	1	0.01	5	0.04
092	92	2	0.01	2	0.02	5	0.04	4	0.03
093	93	.	.	2	0.02	.	.	1	0.01
094	94	.	.	1	0.01	2	0.02	1	0.01
095	95	1	0.01	1	0.01	.	.	2	0.02
096	96	1	0.01
097	97	2	0.01	.	.	1	0.01	.	.
098	98	.	.	1	0.01	1	0.01	.	.
099	99	.	.	1	0.01
104	104	1	0.01	.	.

Weighted

Value	Formatted Value	Q1		Q2		Q3		Q4	
		Count	Percent	Count	Percent	Count	Percent	Count	Percent
018	18	48363	0.71	45045	0.67	39635	0.57	25064	0.36
019	19	88034	1.30	75424	1.11	77840	1.12	75634	1.07
020	20	81412	1.20	88686	1.31	118974	1.72	95440	1.35
021	21	103428	1.52	91969	1.36	106484	1.54	93284	1.32
022	22	78915	1.16	79345	1.17	85041	1.23	100370	1.42
023	23	85372	1.26	83541	1.23	81369	1.17	79533	1.13
024	24	86355	1.27	84179	1.24	82671	1.19	80081	1.14
025	25	76433	1.13	88579	1.31	78480	1.13	94025	1.33
026	26	77290	1.14	94257	1.39	94226	1.36	96547	1.37
027	27	84600	1.25	69135	1.02	86562	1.25	85762	1.22
028	28	84929	1.25	89669	1.32	96083	1.39	91681	1.30
029	29	80784	1.19	83977	1.24	91851	1.33	96583	1.37
030	30	83162	1.23	84159	1.24	94233	1.36	96115	1.36
031	31	109466	1.61	88797	1.31	79438	1.15	106861	1.52
032	32	102872	1.52	96412	1.42	98247	1.42	107668	1.53
033	33	101988	1.50	100906	1.49	111309	1.61	107615	1.53
034	34	119335	1.76	87190	1.29	94474	1.36	106072	1.51
035	35	89522	1.32	116144	1.72	116426	1.68	127513	1.81
036	36	118204	1.74	111062	1.64	121209	1.75	101258	1.44
037	37	111146	1.64	125606	1.86	121556	1.75	114936	1.63
038	38	135173	1.99	143151	2.12	124030	1.79	115431	1.64
039	39	126723	1.87	124534	1.84	114089	1.65	136051	1.93
040	40	130855	1.93	126277	1.87	123004	1.78	137997	1.96
041	41	114968	1.69	124272	1.84	119699	1.73	114227	1.62
042	42	110888	1.63	116426	1.72	137658	1.99	128544	1.82
043	43	112175	1.65	95120	1.41	110157	1.59	120630	1.71
044	44	110408	1.63	108876	1.61	116261	1.68	114824	1.63
045	45	105154	1.55	114002	1.68	96479	1.39	106945	1.52
046	46	102191	1.51	112260	1.66	119790	1.73	118766	1.69
047	47	100654	1.48	85840	1.27	100879	1.46	118440	1.68
048	48	104655	1.54	97773	1.44	105756	1.53	108301	1.54
049	49	106941	1.58	92988	1.37	103753	1.50	128596	1.83
050	50	121999	1.80	101760	1.50	118580	1.71	110215	1.56
051	51	110850	1.63	109626	1.62	116591	1.68	122485	1.74
052	52	109375	1.61	106195	1.57	93679	1.35	93297	1.32
053	53	106657	1.57	126614	1.87	109483	1.58	94946	1.35
054	54	131741	1.94	127623	1.89	115673	1.67	130228	1.85
055	55	132228	1.95	124750	1.84	132181	1.91	141288	2.01
056	56	130278	1.92	142039	2.10	139621	2.02	154210	2.19
057	57	105467	1.55	93466	1.38	114753	1.66	114344	1.62
058	58	98010	1.44	121022	1.79	108714	1.57	103507	1.47

2003 HEALTH CARE SURVEY OF DOD BENEFICIARIES – FINAL

059	59	126878	1.87	119248	1.76	101619	1.47	111638	1.58
060	60	124116	1.83	141488	2.09	163638	2.36	145425	2.06
061	61	138737	2.05	169737	2.51	140294	2.03	159026	2.26
062	62	142113	2.09	130342	1.93	150498	2.17	134311	1.91
063	63	145749	2.15	135937	2.01	147261	2.13	144138	2.05
064	64	143008	2.11	147577	2.18	166288	2.40	158062	2.24
065	65	118959	1.75	127491	1.88	128769	1.86	121490	1.72
066	66	115963	1.71	130892	1.93	126780	1.83	116420	1.65
067	67	118633	1.75	121688	1.80	109264	1.58	129348	1.84
068	68	110019	1.62	102134	1.51	116789	1.69	135678	1.93
069	69	101978	1.50	99444	1.47	106168	1.53	108376	1.54
070	70	101060	1.49	93110	1.38	110388	1.59	97879	1.39
071	71	108802	1.60	114958	1.70	121728	1.76	88734	1.26
072	72	107070	1.58	128828	1.90	107230	1.55	97820	1.39
073	73	95500	1.41	97166	1.44	118828	1.72	105923	1.50
074	74	69151	1.02	91980	1.36	88170	1.27	86416	1.23
075	75	80979	1.19	56329	0.83	70045	1.01	93403	1.33
076	76	68980	1.02	66054	0.98	67384	0.97	73457	1.04
077	77	68102	1.00	64482	0.95	62742	0.91	56281	0.80
078	78	54721	0.81	72593	1.07	77074	1.11	65563	0.93
079	79	78498	1.16	55907	0.83	52844	0.76	61956	0.88
080	80	72568	1.07	64264	0.95	50285	0.73	58654	0.83
081	81	60996	0.90	57169	0.84	38089	0.55	63926	0.91
082	82	50169	0.74	50818	0.75	36538	0.53	37149	0.53
083	83	31110	0.46	39360	0.58	40976	0.59	49036	0.70
084	84	26294	0.39	30046	0.44	31983	0.46	34369	0.49
085	85	31663	0.47	26870	0.40	33553	0.48	24495	0.35
086	86	16694	0.25	12737	0.19	15098	0.22	23570	0.33
087	87	25959	0.38	14070	0.21	10209	0.15	26917	0.38
088	88	10162	0.15	10177	0.15	12314	0.18	11061	0.16
089	89	5921	0.09	6659	0.10	11074	0.16	8981	0.13
090	90	7746	0.11	2624	0.04	6371	0.09	9036	0.13
091	91	1162	0.02	2864	0.04	412	0.01	4127	0.06
092	92	2820	0.04	859	0.01	7041	0.10	3724	0.05
093	93	.	.	1934	0.03	.	.	1500	0.02
094	94	.	.	363	0.01	722	0.01	623	0.01
095	95	373	0.01	97	0.00	.	.	1880	0.03
096	96	565	0.01
097	97	1801	0.03	.	.	595	0.01	.	.
098	98	.	.	685	0.01	1251	0.02	.	.
099	99	.	.	375	0.01
104	104	726	0.01	.	.

H03001 -
Are you the person listed on envelope

Unweighted									
Value	Formatted Value	Count	Q1 Percent	Count	Q2 Percent	Count	Q3 Percent	Count	Q4 Percent
.	Did not answer	228	1.57	325	2.47	126	1.00	116	1.00
A	Invalid multiple responses	4	0.03	3	0.02	1	0.01	3	0.03
1	Yes	14225	98.08	12798	97.15	12476	98.76	11490	98.78
2	No	46	0.32	48	0.36	30	0.24	23	0.20

Weighted									
Value	Formatted Value	Count	Q1 Percent	Count	Q2 Percent	Count	Q3 Percent	Count	Q4 Percent
.	Did not answer	108469	1.60	211056	3.12	75767	1.09	72082	1.02
A	Invalid multiple responses	1996	0.03	1108	0.02	814	0.01	2588	0.04
1	Yes	6648805	98.02	6519904	96.33	6830315	98.59	6955632	98.71
2	No	24185	0.36	35985	0.53	21079	0.30	15969	0.23

H03002A - Health plan(s) covered: TRICARE Prime										
Unweighted										
Value	Formatted Value	Count	Q1 Percent	Count	Q2 Percent	Count	Q3 Percent	Count	Q4 Percent	Count
1	Marked	9136	62.99	8236	62.52	7806	61.79	7107	61.10	
2	Not Marked	5367	37.01	4938	37.48	4827	38.21	4525	38.90	
Weighted										
Value	Formatted Value	Count	Q1 Percent	Count	Q2 Percent	Count	Q3 Percent	Count	Q4 Percent	Count
1	Marked	3256311	48.00	3329423	49.19	3406628	49.17	3506235	49.76	
2	Not Marked	3527145	52.00	3438631	50.81	3521347	50.83	3540036	50.24	

H03002C - Health plan(s) covered: TRICARE Ext/Stnd										
Unweighted										
Value	Formatted Value	Count	Q1 Percent	Count	Q2 Percent	Count	Q3 Percent	Count	Q4 Percent	Count
1	Marked	2185	15.07	1822	13.83	1709	13.53	1603	13.78	
2	Not Marked	12318	84.93	11352	86.17	10924	86.47	10029	86.22	
Weighted										
Value	Formatted Value	Count	Q1 Percent	Count	Q2 Percent	Count	Q3 Percent	Count	Q4 Percent	Count
1	Marked	1303208	19.21	1195617	17.67	1153180	16.65	1211137	17.19	
2	Not Marked	5480247	80.79	5572437	82.33	5774795	83.35	5835133	82.81	

H03002F - Health plan(s) covered: MEDICARE										
Unweighted										
Value	Formatted Value	Count	Q1 Percent	Count	Q2 Percent	Count	Q3 Percent	Count	Q4 Percent	Count
1	Marked	2380	16.41	2338	17.75	2261	17.90	2211	19.01	
2	Not Marked	12123	83.59	10836	82.25	10372	82.10	9421	80.99	
Weighted										
Value	Formatted Value	Count	Q1 Percent	Count	Q2 Percent	Count	Q3 Percent	Count	Q4 Percent	Count
1	Marked	1714542	25.28	1710841	25.28	1722151	24.86	1773326	25.17	
2	Not Marked	5068914	74.72	5057212	74.72	5205824	75.14	5272944	74.83	

H03002G - Health plan(s) covered: FEHBP										
Unweighted										
Value	Formatted Value	Count	Q1 Percent	Count	Q2 Percent	Count	Q3 Percent	Count	Q4 Percent	Count
1	Marked	537	3.70	422	3.20	434	3.44	422	3.63	
2	Not Marked	13966	96.30	12752	96.80	12199	96.56	11210	96.37	
Weighted										
Value	Formatted Value	Count	Q1 Percent	Count	Q2 Percent	Count	Q3 Percent	Count	Q4 Percent	Count
1	Marked	317602	4.68	266984	3.94	279712	4.04	287849	4.09	
2	Not Marked	6465854	95.32	6501069	96.06	6648263	95.96	6758421	95.91	

H03002H - Health plan(s) covered: Medicaid										
Unweighted										
Value	Formatted Value	Count	Q1 Percent	Count	Q2 Percent	Count	Q3 Percent	Count	Q4 Percent	
1	Marked	158	1.09	140	1.06	136	1.08	108	0.93	
2	Not Marked	14345	98.91	13034	98.94	12497	98.92	11524	99.07	
Weighted										
Value	Formatted Value	Count	Q1 Percent	Count	Q2 Percent	Count	Q3 Percent	Count	Q4 Percent	
1	Marked	95967	1.41	88400	1.31	92930	1.34	78040	1.11	
2	Not Marked	6687488	98.59	6679654	98.69	6835045	98.66	6968230	98.89	

H03002I - Health plan(s) covered: Civilian HMO										
Unweighted										
Value	Formatted Value	Count	Q1 Percent	Count	Q2 Percent	Count	Q3 Percent	Count	Q4 Percent	
1	Marked	584	4.03	501	3.80	476	3.77	438	3.77	
2	Not Marked	13919	95.97	12673	96.20	12157	96.23	11194	96.23	
Weighted										
Value	Formatted Value	Count	Q1 Percent	Count	Q2 Percent	Count	Q3 Percent	Count	Q4 Percent	
1	Marked	357571	5.27	339593	5.02	324304	4.68	323523	4.59	
2	Not Marked	6425885	94.73	6428461	94.98	6603671	95.32	6722748	95.41	

H03002J - Health plan(s) covered: Other civilian										
Unweighted										
Value	Formatted Value	Count	Q1 Percent	Count	Q2 Percent	Count	Q3 Percent	Count	Q4 Percent	
1	Marked	1779	12.27	1698	12.89	1562	12.36	1476	12.69	
2	Not Marked	12724	87.73	11476	87.11	11071	87.64	10156	87.31	
Weighted										
Value	Formatted Value	Count	Q1 Percent	Count	Q2 Percent	Count	Q3 Percent	Count	Q4 Percent	
1	Marked	997204	14.70	1098578	16.23	1031854	14.89	1069532	15.18	
2	Not Marked	5786252	85.30	5669475	83.77	5896121	85.11	5976738	84.82	

H03002K - Health plan(s) covered: USFHP										
Unweighted										
Value	Formatted Value	Count	Q1 Percent	Count	Q2 Percent	Count	Q3 Percent	Count	Q4 Percent	
1	Marked	134	0.92	104	0.79	124	0.98	91	0.78	
2	Not Marked	14369	99.08	13070	99.21	12509	99.02	11541	99.22	
Weighted										
Value	Formatted Value	Count	Q1 Percent	Count	Q2 Percent	Count	Q3 Percent	Count	Q4 Percent	
1	Marked	80443	1.19	83778	1.24	97785	1.41	75462	1.07	
2	Not Marked	6703013	98.81	6684276	98.76	6830190	98.59	6970808	98.93	

H03002L - Health plan(s) covered: Not sure										
Unweighted										
Value	Formatted Value	Count	Q1 Percent	Count	Q2 Percent	Count	Q3 Percent	Count	Q4 Percent	Count
1	Marked	2192	15.11	1763	13.38	1590	12.59	1524	13.10	
2	Not Marked	12311	84.89	11411	86.62	11043	87.41	10108	86.90	
Weighted										
Value	Formatted Value	Count	Q1 Percent	Count	Q2 Percent	Count	Q3 Percent	Count	Q4 Percent	Count
1	Marked	883978	13.03	809830	11.97	792483	11.44	891844	12.66	
2	Not Marked	5899477	86.97	5958223	88.03	6135492	88.56	6154427	87.34	

H03002M - Health plan(s) covered: Veterans										
Unweighted										
Value	Formatted Value	Count	Q1 Percent	Count	Q2 Percent	Count	Q3 Percent	Count	Q4 Percent	Count
1	Marked	987	6.81	898	6.82	837	6.63	739	6.35	
2	Not Marked	13516	93.19	12276	93.18	11796	93.37	10893	93.65	
Weighted										
Value	Formatted Value	Count	Q1 Percent	Count	Q2 Percent	Count	Q3 Percent	Count	Q4 Percent	Count
1	Marked	595977	8.79	580152	8.57	561755	8.11	543213	7.71	
2	Not Marked	6187478	91.21	6187902	91.43	6366220	91.89	6503058	92.29	

H03002N - Health plan(s) covered: TRICARE Plus										
Unweighted										
Value	Formatted Value	Count	Q1 Percent	Count	Q2 Percent	Count	Q3 Percent	Count	Q4 Percent	
1	Marked	178	1.23	209	1.59	211	1.67	184	1.58	
2	Not Marked	14325	98.77	12965	98.41	12422	98.33	11448	98.42	
Weighted										
Value	Formatted Value	Count	Q1 Percent	Count	Q2 Percent	Count	Q3 Percent	Count	Q4 Percent	
1	Marked	90114	1.33	115879	1.71	105174	1.52	107815	1.53	
2	Not Marked	6693342	98.67	6652175	98.29	6822801	98.48	6938456	98.47	

H03002O - Health plan(s) covered: TRICARE For Life										
Unweighted										
Value	Formatted Value	Count	Q1 Percent	Count	Q2 Percent	Count	Q3 Percent	Count	Q4 Percent	
1	Marked	2122	14.63	2098	15.93	2074	16.42	1985	17.06	
2	Not Marked	12381	85.37	11076	84.07	10559	83.58	9647	82.94	
Weighted										
Value	Formatted Value	Count	Q1 Percent	Count	Q2 Percent	Count	Q3 Percent	Count	Q4 Percent	
1	Marked	1532136	22.59	1556542	23.00	1602637	23.13	1591501	22.59	
2	Not Marked	5251320	77.41	5211512	77.00	5325338	76.87	5454769	77.41	

H03003 - Currently Covered Medicare Part A										
Unweighted										
Value	Formatted Value	Count	Q1 Percent	Count	Q2 Percent	Count	Q3 Percent	Count	Q4 Percent	Count
.	Missing/Unknown	205	1.41	174	1.32	182	1.44	150	1.29	
A	Invalid multiple responses	6	0.04	9	0.07	12	0.09	1	0.01	
1	Yes, covered Medicare Part A	2651	18.28	2584	19.61	2518	19.93	2372	20.39	
2	No, not covered Medicare Part A	11641	80.27	10407	79.00	9921	78.53	9109	78.31	
Weighted										
Value	Formatted Value	Count	Q1 Percent	Count	Q2 Percent	Count	Q3 Percent	Count	Q4 Percent	Count
.	Missing/Unknown	84222	1.24	83279	1.23	96853	1.40	78169	1.11	
A	Invalid multiple responses	6054	0.09	4608	0.07	5405	0.08	464	0.01	
1	Yes, covered Medicare Part A	1875831	27.65	1883921	27.84	1874431	27.06	1894257	26.88	
2	No, not covered Medicare Part A	4817349	71.02	4796246	70.87	4951287	71.47	5073381	72.00	

H03004 - Currently Covered Medicare Part B										
Unweighted										
Value	Formatted Value	Count	Q1 Percent	Count	Q2 Percent	Count	Q3 Percent	Count	Q4 Percent	Count
.	Missing/Unknown	216	1.49	206	1.56	166	1.31	187	1.61	
A	Invalid multiple responses	5	0.03	9	0.07	3	0.02	3	0.03	
1	Yes, covered Medicare Part B	2481	17.11	2443	18.54	2348	18.59	2246	19.31	
2	No, not covered Medicare Part B	11801	81.37	10516	79.82	10116	80.08	9196	79.06	
Weighted										
Value	Formatted Value	Count	Q1 Percent	Count	Q2 Percent	Count	Q3 Percent	Count	Q4 Percent	Count
.	Missing/Unknown	91179	1.34	111292	1.64	88830	1.28	107589	1.53	
A	Invalid multiple responses	998	0.01	6605	0.10	755	0.01	1190	0.02	
1	Yes, covered Medicare Part B	1787913	26.36	1773293	26.20	1788475	25.82	1804344	25.61	
2	No, not covered Medicare Part B	4903366	72.28	4876864	72.06	5049915	72.89	5133148	72.85	

H03005 - Currently Covered Medicare Supplemental										
Unweighted										
Value	Formatted Value	Count	Q1 Percent	Count	Q2 Percent	Count	Q3 Percent	Count	Q4 Percent	Percent
.	Missing/Unknown	304	2.10	300	2.28	235	1.86	224	1.93	
A	Invalid multiple responses	7	0.05	12	0.09	.	.	1	0.01	
1	Yes, covered Medicare supplemental	296	2.04	350	2.66	294	2.33	289	2.48	
2	No, not covered Medicare supplemental	13896	95.81	12512	94.97	12104	95.81	11118	95.58	
Weighted										
Value	Formatted Value	Count	Q1 Percent	Count	Q2 Percent	Count	Q3 Percent	Count	Q4 Percent	Percent
.	Missing/Unknown	161142	2.38	160822	2.38	149465	2.16	139745	1.98	
A	Invalid multiple responses	4403	0.06	5854	0.09	.	.	1863	0.03	
1	Yes, covered Medicare supplemental	189214	2.79	239991	3.55	221231	3.19	228892	3.25	
2	No, not covered Medicare supplemental	6428697	94.77	6361387	93.99	6557278	94.65	6675769	94.74	

H03006 -										
Which health plan did you use most in the past 12 months?										
Unweighted										
Value	Formatted Value	Q1		Q2		Q3		Q4		
		Count	Percent	Count	Percent	Count	Percent	Count	Percent	
.	Did not answer	104	0.72	120	0.91	118	0.93	91	0.78	
A	Invalid multiple responses	443	3.05	352	2.67	359	2.84	328	2.82	
D	Not sure	343	2.37	172	1.31	165	1.31	128	1.10	
N	Didn't use any health plan in past year	592	4.08	528	4.01	475	3.76	434	3.73	
1	TRICARE Prime	8160	56.26	7432	56.41	7112	56.30	6501	55.89	
3	TRICARE Extra or Standard (CHAMPUS)	1032	7.12	909	6.90	819	6.48	770	6.62	
4	Medicare	1371	9.45	1372	10.41	1353	10.71	1367	11.75	
5	Federal Employees Health Benefit Program	336	2.32	279	2.12	272	2.15	267	2.30	
6	Medicaid	30	0.21	23	0.17	24	0.19	17	0.15	
7	A Civilian HMO	453	3.12	422	3.20	414	3.28	370	3.18	
8	Other civilian health insurance	1102	7.60	1044	7.92	987	7.81	904	7.77	
9	Uniformed Services Family Health Plan	98	0.68	87	0.66	101	0.80	70	0.60	
10	The Veterans Administration	315	2.17	277	2.10	270	2.14	242	2.08	
11	TRICARE Plus	124	0.85	157	1.19	164	1.30	143	1.23	
Weighted										
Value	Formatted Value	Q1		Q2		Q3		Q4		
		Count	Percent	Count	Percent	Count	Percent	Count	Percent	
.	Did not answer	63460	0.94	69597	1.03	74519	1.08	57253	0.81	
A	Invalid multiple responses	254039	3.74	235499	3.48	251310	3.63	243241	3.45	
D	Not sure	180883	2.67	101429	1.50	102048	1.47	90646	1.29	
N	Didn't use any health plan in past year	286880	4.23	311440	4.60	273137	3.94	288949	4.10	
1	TRICARE Prime	2833735	41.77	2927827	43.26	3073672	44.37	3168381	44.97	
3	TRICARE Extra or Standard (CHAMPUS)	590285	8.70	538126	7.95	527173	7.61	557265	7.91	
4	Medicare	1051057	15.49	1047906	15.48	1083679	15.64	1131295	16.06	
5	Federal Employees Health Benefit Program	212728	3.14	182153	2.69	187893	2.71	176841	2.51	
6	Medicaid	11696	0.17	13427	0.20	12843	0.19	8655	0.12	
7	A Civilian HMO	297335	4.38	286491	4.23	289098	4.17	281699	4.00	
8	Other civilian health insurance	649841	9.58	689594	10.19	665653	9.61	680834	9.66	
9	Uniformed Services Family Health Plan	67475	0.99	68726	1.02	84091	1.21	59860	0.85	
10	The Veterans Administration	225619	3.33	215788	3.19	221290	3.19	217281	3.08	
11	TRICARE Plus	58421	0.86	80051	1.18	81567	1.18	84071	1.19	

2003 HEALTH CARE SURVEY OF DOD BENEFICIARIES – FINAL

H03007 - Years in a row with health plan										
Unweighted										
Value	Formatted Value	Count	Q1 Percent	Count	Q2 Percent	Count	Q3 Percent	Count	Q4 Percent	Count
.	Did not answer	596	4.11	665	5.05	224	1.77	301	2.59	
A	Invalid multiple responses	41	0.28	45	0.34	41	0.32	30	0.26	
C	Should be skipped	153	1.05	119	0.90	46	0.36	55	0.47	
N	Valid skip	439	3.03	409	3.10	429	3.40	379	3.26	
1	Less than 6 months	287	1.98	224	1.70	194	1.54	212	1.82	
2	6 up to 12 months	886	6.11	701	5.32	833	6.59	737	6.34	
3	12 up to 24 months	1500	10.34	1388	10.54	1276	10.10	1089	9.36	
4	2 up to 5 years	3770	25.99	3001	22.78	3177	25.15	2751	23.65	
5	5 up to 10 years	3421	23.59	3222	24.46	3152	24.95	2835	24.37	
6	10 or more years	3410	23.51	3400	25.81	3261	25.81	3243	27.88	

Weighted										
Value	Formatted Value	Count	Q1 Percent	Count	Q2 Percent	Count	Q3 Percent	Count	Q4 Percent	Count
.	Did not answer	320150	4.72	371356	5.49	132896	1.92	175546	2.49	
A	Invalid multiple responses	19017	0.28	25360	0.37	23437	0.34	21080	0.30	
C	Should be skipped	74234	1.09	74073	1.09	23249	0.34	30577	0.43	
N	Valid skip	212646	3.13	237367	3.51	249888	3.61	258372	3.67	
1	Less than 6 months	131058	1.93	113716	1.68	106498	1.54	129199	1.83	
2	6 up to 12 months	402777	5.94	335939	4.96	442965	6.39	472052	6.70	
3	12 up to 24 months	695379	10.25	726240	10.73	711800	10.27	624231	8.86	
4	2 up to 5 years	1598797	23.57	1398127	20.66	1605441	23.17	1573060	22.32	
5	5 up to 10 years	1504943	22.19	1550490	22.91	1607131	23.20	1601409	22.73	
6	10 or more years	1824456	26.90	1935385	28.60	2024671	29.22	2160744	30.67	

H03008 - When joined health plan received new personal Doctor										
Unweighted										
Value	Formatted Value	Count	Q1 Percent	Count	Q2 Percent	Count	Q3 Percent	Count	Q4 Percent	Count
.	Did not answer	211	1.45	246	1.87	95	0.75	121	1.04	
1	Yes	9170	63.23	8273	62.80	8265	65.42	7497	64.45	
2	No	5122	35.32	4655	35.33	4273	33.82	4014	34.51	

Weighted										
Value	Formatted Value	Count	Q1 Percent	Count	Q2 Percent	Count	Q3 Percent	Count	Q4 Percent	Count
.	Did not answer	115411	1.70	139252	2.06	60464	0.87	66972	0.95	
1	Yes	3983597	58.73	3927804	58.03	4240055	61.20	4241811	60.20	
2	No	2684448	39.57	2700997	39.91	2627457	37.93	2737488	38.85	

H03009 - Health plan: problem to get a personal doctor or nurse you are happy with									
Unweighted									
Value	Formatted Value	Q1		Q2		Q3		Q4	
		Count	Percent	Count	Percent	Count	Percent	Count	Percent
.	Did not answer	1088	7.50	1036	7.86	896	7.09	653	5.61
A	Invalid multiple responses	24	0.17	16	0.12	15	0.12	9	0.08
C	Should be skipped	759	5.23	654	4.96	668	5.29	476	4.09
N	Didn't get a new personal doctor/nurse	4363	30.08	4001	30.37	3605	28.54	3538	30.42
1	A big problem	946	6.52	765	5.81	867	6.86	832	7.15
2	A small problem	1750	12.07	1480	11.23	1467	11.61	1355	11.65
3	Not a problem	5573	38.43	5222	39.64	5115	40.49	4769	41.00

Weighted									
Value	Formatted Value	Q1		Q2		Q3		Q4	
		Count	Percent	Count	Percent	Count	Percent	Count	Percent
.	Did not answer	485380	7.16	505828	7.47	437213	6.31	363432	5.16
A	Invalid multiple responses	9562	0.14	7157	0.11	10117	0.15	5124	0.07
C	Should be skipped	409960	6.04	392780	5.80	398751	5.76	319371	4.53
N	Didn't get a new personal doctor/nurse	2274488	33.53	2308217	34.10	2228705	32.17	2418117	34.32
1	A big problem	402980	5.94	366977	5.42	450641	6.50	441453	6.27
2	A small problem	737053	10.87	668218	9.87	735882	10.62	723530	10.27
3	Not a problem	2464033	36.32	2518877	37.22	2666665	38.49	2775243	39.39

H03010 - Have one person you think of as personal doctor									
Unweighted									
Value	Formatted Value	Q1		Q2		Q3		Q4	
		Count	Percent	Count	Percent	Count	Percent	Count	Percent
.	Did not answer	170	1.17	159	1.21	57	0.45	100	0.86
1	Yes	9101	62.75	8488	64.43	8171	64.68	7508	64.55
2	No	5232	36.08	4527	34.36	4405	34.87	4024	34.59

Weighted									
Value	Formatted Value	Q1		Q2		Q3		Q4	
		Count	Percent	Count	Percent	Count	Percent	Count	Percent
.	Did not answer	94746	1.40	81117	1.20	29486	0.43	53699	0.76
1	Yes	4628361	68.23	4641545	68.58	4796758	69.24	4821461	68.43
2	No	2060350	30.37	2045392	30.22	2101731	30.34	2171110	30.81

H03011 - Rating of your personal doctor or nurse										
Unweighted										
Value	Formatted Value	Q1		Q2		Q3		Q4		
		Count	Percent	Count	Percent	Count	Percent	Count	Percent	
.	Did not answer	841	5.80	733	5.56	819	6.48	769	6.61	
A	Invalid multiple responses	36	0.25	23	0.17	35	0.28	22	0.19	
C	Should be skipped	588	4.05	290	2.20	532	4.21	454	3.90	
N	Don't have a personal doctor or nurse	4644	32.02	4359	33.09	3873	30.66	3570	30.69	
0	0	52	0.36	35	0.27	34	0.27	27	0.23	
1	1	27	0.19	15	0.11	26	0.21	25	0.21	
2	2	65	0.45	47	0.36	54	0.43	42	0.36	
3	3	107	0.74	77	0.58	94	0.74	81	0.70	
4	4	141	0.97	109	0.83	115	0.91	113	0.97	
5	5	667	4.60	494	3.75	495	3.92	434	3.73	
6	6	471	3.25	364	2.76	391	3.10	378	3.25	
7	7	1000	6.90	963	7.31	909	7.20	887	7.63	
8	8	1814	12.51	1675	12.71	1582	12.52	1429	12.29	
9	9	1447	9.98	1394	10.58	1273	10.08	1241	10.67	
10	10	2603	17.95	2596	19.71	2401	19.01	2160	18.57	
Weighted										
Value	Formatted Value	Q1		Q2		Q3		Q4		
		Count	Percent	Count	Percent	Count	Percent	Count	Percent	
.	Did not answer	477716	7.04	410070	6.06	544256	7.86	511547	7.26	
A	Invalid multiple responses	13852	0.20	17880	0.26	18065	0.26	14292	0.20	
C	Should be skipped	239185	3.53	142445	2.10	271679	3.92	272578	3.87	
N	Don't have a personal doctor or nurse	1821165	26.85	1963929	29.02	1830052	26.42	1898532	26.94	
0	0	25149	0.37	12725	0.19	16043	0.23	13009	0.18	
1	1	12299	0.18	5576	0.08	8598	0.12	13075	0.19	
2	2	26111	0.38	22521	0.33	26410	0.38	21424	0.30	
3	3	46560	0.69	40112	0.59	53864	0.78	40431	0.57	
4	4	64638	0.95	49552	0.73	64254	0.93	63177	0.90	
5	5	289582	4.27	246895	3.65	272787	3.94	275943	3.92	
6	6	212230	3.13	176332	2.61	219513	3.17	208654	2.96	
7	7	465853	6.87	492589	7.28	470089	6.79	529529	7.52	
8	8	896489	13.22	872978	12.90	884044	12.76	897470	12.74	
9	9	734094	10.82	797908	11.79	714438	10.31	832306	11.81	
10	10	1458532	21.50	1516543	22.41	1533886	22.14	1454303	20.64	

H03012 -										
In last year: you or a doctor or nurse think you needed to see a specialist										
Unweighted										
Value	Formatted Value	Count	Q1 Percent	Count	Q2 Percent	Count	Q3 Percent	Count	Q4 Percent	
.	Did not answer	113	0.78	175	1.33	209	1.65	212	1.82	
1	Yes	7831	54.00	7255	55.07	6704	53.07	6242	53.66	
2	No	6559	45.23	5744	43.60	5720	45.28	5178	44.52	
Weighted										
Value	Formatted Value	Count	Q1 Percent	Count	Q2 Percent	Count	Q3 Percent	Count	Q4 Percent	
.	Did not answer	65446	0.96	91082	1.35	126110	1.82	135167	1.92	
1	Yes	3846516	56.70	3869285	57.17	3787767	54.67	3861964	54.81	
2	No	2871494	42.33	2807687	41.48	3014098	43.51	3049140	43.27	

H03013 -										
In last year: how much of a problem to get a referral to see a specialist										
Unweighted										
Value	Formatted Value	Count	Q1 Percent	Count	Q2 Percent	Count	Q3 Percent	Count	Q4 Percent	
.	Did not answer	590	4.07	532	4.04	551	4.36	481	4.14	
A	Invalid multiple responses	15	0.10	12	0.09	15	0.12	10	0.09	
C	Should be skipped	1437	9.91	1036	7.86	1151	9.11	793	6.82	
N	Didn't need to see specialist in past yr	5122	35.32	4708	35.74	4569	36.17	4385	37.70	
1	A big problem	766	5.28	682	5.18	668	5.29	639	5.49	
2	A small problem	1288	8.88	1179	8.95	1040	8.23	986	8.48	
3	Not a problem	5285	36.44	5025	38.14	4639	36.72	4338	37.29	
Weighted										
Value	Formatted Value	Count	Q1 Percent	Count	Q2 Percent	Count	Q3 Percent	Count	Q4 Percent	
.	Did not answer	331610	4.89	290319	4.29	349063	5.04	307668	4.37	
A	Invalid multiple responses	10329	0.15	14927	0.22	12480	0.18	6764	0.10	
C	Should be skipped	664157	9.79	534508	7.90	655967	9.47	500102	7.10	
N	Didn't need to see specialist in past yr	2207337	32.54	2273179	33.59	2358132	34.04	2549037	36.18	
1	A big problem	336987	4.97	339591	5.02	340152	4.91	359422	5.10	
2	A small problem	563572	8.31	575897	8.51	514386	7.42	565601	8.03	
3	Not a problem	2669464	39.35	2739633	40.48	2697796	38.94	2757675	39.14	

H03014 -													
In last year: did you see a specialist													
Unweighted													
Value	Formatted Value	Count	Q1	Percent	Count	Q2	Percent	Count	Q3	Percent	Count	Q4	Percent
.	Did not answer	113		0.78	22		0.17	203		1.61	220		1.89
1	Yes	7772		53.59	7380		56.02	6647		52.62	6195		53.26
2	No	6618		45.63	5772		43.81	5783		45.78	5217		44.85
Weighted													
Value	Formatted Value	Count	Q1	Percent	Count	Q2	Percent	Count	Q3	Percent	Count	Q4	Percent
.	Did not answer	64355		0.95	11797		0.17	117621		1.70	139698		1.98
1	Yes	3878086		57.17	3985390		58.89	3803935		54.91	3869706		54.92
2	No	2841015		41.88	2770867		40.94	3006420		43.40	3036866		43.10

H03015 - Rating of specialist seen in last year										
Unweighted										
Value	Formatted Value	Q1		Q2		Q3		Q4		
		Count	Percent	Count	Percent	Count	Percent	Count	Percent	
.	Did not answer	612	4.22	622	4.72	647	5.12	532	4.57	
A	Invalid multiple responses	18	0.12	30	0.23	12	0.09	18	0.15	
C	Should be skipped	623	4.30	465	3.53	506	4.01	373	3.21	
N	Didn't see specialist in last 12 months	6138	42.32	5440	41.29	5388	42.65	4931	42.39	
0	0	66	0.46	45	0.34	45	0.36	57	0.49	
1	1	38	0.26	40	0.30	31	0.25	28	0.24	
2	2	80	0.55	54	0.41	80	0.63	59	0.51	
3	3	96	0.66	87	0.66	106	0.84	89	0.77	
4	4	130	0.90	128	0.97	120	0.95	99	0.85	
5	5	438	3.02	398	3.02	348	2.75	305	2.62	
6	6	350	2.41	323	2.45	316	2.50	281	2.42	
7	7	742	5.12	633	4.80	625	4.95	603	5.18	
8	8	1432	9.87	1358	10.31	1186	9.39	1192	10.25	
9	9	1466	10.11	1380	10.48	1240	9.82	1177	10.12	
10	10	2274	15.68	2171	16.48	1983	15.70	1888	16.23	
Weighted										
Value	Formatted Value	Q1		Q2		Q3		Q4		
		Count	Percent	Count	Percent	Count	Percent	Count	Percent	
.	Did not answer	343636	5.07	350779	5.18	392789	5.67	334237	4.74	
A	Invalid multiple responses	11030	0.16	16919	0.25	3457	0.05	11281	0.16	
C	Should be skipped	298545	4.40	230540	3.41	294165	4.25	239610	3.40	
N	Didn't see specialist in last 12 months	261725	38.58	2634214	38.92	2786018	40.21	2859723	40.58	
0	0	25802	0.38	17941	0.27	23301	0.34	23645	0.34	
1	1	17219	0.25	15397	0.23	14466	0.21	15021	0.21	
2	2	40137	0.59	25688	0.38	48581	0.70	32675	0.46	
3	3	43303	0.64	40906	0.60	58290	0.84	49292	0.70	
4	4	55813	0.82	62569	0.92	63734	0.92	53986	0.77	
5	5	200601	2.96	197164	2.91	176425	2.55	173602	2.46	
6	6	162761	2.40	162551	2.40	163084	2.35	177597	2.52	
7	7	333348	4.91	325639	4.81	324627	4.69	346380	4.92	
8	8	678553	10.00	703877	10.40	647834	9.35	717328	10.18	
9	9	739849	10.91	730606	10.79	707179	10.21	751721	10.67	
10	10	121560	17.92	1253264	18.52	1224026	17.67	1260173	17.88	

H03016 -										
In last year: specialist saw was the same as personal doctor										
Unweighted										
Value	Formatted Value	Q1		Q2		Q3		Q4		
		Count	Percent	Count	Percent	Count	Percent	Count	Percent	
.	Did not answer	589	4.06	611	4.64	605	4.79	525	4.51	
A	Invalid multiple responses	24	0.17	36	0.27	14	0.11	9	0.08	
C	Should be skipped	628	4.33	455	3.45	524	4.15	378	3.25	
N	No personal doctor/Didn't see Specialist	6281	43.31	5632	42.75	5458	43.20	5016	43.12	
1	Yes	899	6.20	975	7.40	835	6.61	737	6.34	
2	No	6082	41.94	5465	41.48	5197	41.14	4967	42.70	

Weighted										
Value	Formatted Value	Q1		Q2		Q3		Q4		
		Count	Percent	Count	Percent	Count	Percent	Count	Percent	
.	Did not answer	329007	4.85	347251	5.13	361844	5.22	326596	4.64	
A	Invalid multiple responses	11949	0.18	13918	0.21	8561	0.12	4382	0.06	
C	Should be skipped	294685	4.34	221625	3.27	306810	4.43	244978	3.48	
N	No personal doctor/Didn't see Specialist	2669357	39.35	2711627	40.07	2802888	40.46	2876806	40.83	
1	Yes	508420	7.49	540712	7.99	478065	6.90	489807	6.95	
2	No	2970038	43.78	2932921	43.33	2969808	42.87	3103701	44.05	

H03017 -										
In last year: called a doctor's office or clinic during regular office hours to get help or advice for yourself										
Unweighted										
Value	Formatted Value	Q1		Q2		Q3		Q4		
		Count	Percent	Count	Percent	Count	Percent	Count	Percent	
.	Did not answer	21	0.14	137	1.04	209	1.65	188	1.62	
1	Yes	8789	60.60	7273	55.21	7382	58.43	6713	57.71	
2	No	5693	39.25	5764	43.75	5042	39.91	4731	40.67	

Weighted										
Value	Formatted Value	Q1		Q2		Q3		Q4		
		Count	Percent	Count	Percent	Count	Percent	Count	Percent	
.	Did not answer	10198	0.15	83151	1.23	115634	1.67	120213	1.71	
1	Yes	4190209	61.77	3730399	55.12	4088004	59.01	4029229	57.18	
2	No	2583049	38.08	2954504	43.65	2724337	39.32	2896828	41.11	

H03018 -									
In last year: when you called during regular office hours how often got help or advice you needed									
Unweighted									
Value	Formatted Value	Count	Q1 Percent	Count	Q2 Percent	Count	Q3 Percent	Count	Q4 Percent
.	Did not answer	496	3.42	576	4.37	541	4.28	400	3.44
A	Invalid multiple responses	19	0.13	16	0.12	14	0.11	12	0.10
C	Should be skipped	1377	9.49	833	6.32	656	5.19	552	4.75
N	Didn't ask for help/advice in past year	4316	29.76	4931	37.43	4386	34.72	4179	35.93
1	Never	297	2.05	239	1.81	284	2.25	227	1.95
2	Sometimes	1519	10.47	1147	8.71	1181	9.35	1137	9.77
3	Usually	2743	18.91	2163	16.42	2078	16.45	1932	16.61
4	Always	3736	25.76	3269	24.81	3493	27.65	3193	27.45
Weighted									
Value	Formatted Value	Count	Q1 Percent	Count	Q2 Percent	Count	Q3 Percent	Count	Q4 Percent
.	Did not answer	265304	3.91	313430	4.63	323943	4.68	259939	3.69
A	Invalid multiple responses	12382	0.18	15556	0.23	6588	0.10	12175	0.17
C	Should be skipped	678967	10.01	442862	6.54	399929	5.77	363719	5.16
N	Didn't ask for help/advice in past year	1904082	28.07	2511642	37.11	2324408	33.55	2533109	35.95
1	Never	113074	1.67	105195	1.55	132044	1.91	129085	1.83
2	Sometimes	603711	8.90	502519	7.42	559475	8.08	601235	8.53
3	Usually	1258227	18.55	1057020	15.62	1072522	15.48	1076199	15.27
4	Always	1947709	28.71	1819830	26.89	2109066	30.44	2070809	29.39

H03019 -									
In last year: made any appointment for regular or routine health care									
Unweighted									
Value	Formatted Value	Count	Q1 Percent	Count	Q2 Percent	Count	Q3 Percent	Count	Q4 Percent
.	Did not answer	135	0.93	105	0.80	178	1.41	135	1.16
1	Yes	11654	80.36	10573	80.26	10209	80.81	9478	81.48
2	No	2714	18.71	2496	18.95	2246	17.78	2019	17.36
Weighted									
Value	Formatted Value	Count	Q1 Percent	Count	Q2 Percent	Count	Q3 Percent	Count	Q4 Percent
.	Did not answer	68926	1.02	63429	0.94	99730	1.44	91663	1.30
1	Yes	5459686	80.49	5403162	79.83	5603459	80.88	5701506	80.92
2	No	1254844	18.50	1301463	19.23	1224785	17.68	1253101	17.78

H03020 -									
In last year: how often made appointments for regular or routine health care as soon as you wanted									
Unweighted									
Value	Formatted Value	Q1		Q2		Q3		Q4	
		Count	Percent	Count	Percent	Count	Percent	Count	Percent
.	Did not answer	813	5.61	852	6.47	700	5.54	524	4.50
A	Invalid multiple responses	26	0.18	26	0.20	11	0.09	11	0.09
C	Should be skipped	388	2.68	294	2.23	411	3.25	272	2.34
N	Didn't need appointment in past year	2396	16.52	2271	17.24	1891	14.97	1781	15.31
1	Never	614	4.23	486	3.69	573	4.54	562	4.83
2	Sometimes	1964	13.54	1617	12.27	1793	14.19	1623	13.95
3	Usually	4159	28.68	3755	28.50	3416	27.04	3218	27.67
4	Always	4143	28.57	3873	29.40	3838	30.38	3641	31.30
Weighted									
Value	Formatted Value	Q1		Q2		Q3		Q4	
		Count	Percent	Count	Percent	Count	Percent	Count	Percent
.	Did not answer	430810	6.35	485091	7.17	420899	6.08	344455	4.89
A	Invalid multiple responses	9764	0.14	14311	0.21	6148	0.09	5505	0.08
C	Should be skipped	187682	2.77	179764	2.66	233413	3.37	173861	2.47
N	Didn't need appointment in past year	1101155	16.23	1164072	17.20	1019277	14.71	1103516	15.66
1	Never	257684	3.80	202790	3.00	278721	4.02	294790	4.18
2	Sometimes	769334	11.34	724098	10.70	856516	12.36	874051	12.40
3	Usually	1888759	27.84	1851943	27.36	1776534	25.64	1863928	26.45
4	Always	2138267	31.52	2145986	31.71	2336467	33.73	2386164	33.86

H03021 -										
In last year: days between appointment for regular or routine care and actually seeing a provider										
Unweighted										
Value	Formatted Value	Q1		Q2		Q3		Q4		
		Count	Percent	Count	Percent	Count	Percent	Count	Percent	
.	Did not answer	864	5.96	876	6.65	743	5.88	578	4.97	
A	Invalid multiple responses	120	0.83	96	0.73	98	0.78	74	0.64	
C	Should be skipped	380	2.62	306	2.32	414	3.28	271	2.33	
N	Didn't need an appointment in past year	2433	16.78	2285	17.34	1939	15.35	1844	15.85	
1	Same day	1047	7.22	1085	8.24	950	7.52	904	7.77	
2	1 day	951	6.56	910	6.91	886	7.01	852	7.32	
3	2 to 3 days	2074	14.30	1935	14.69	1846	14.61	1788	15.37	
4	4 to 7 days	2391	16.49	2024	15.36	2039	16.14	1913	16.45	
5	8 to 14 days	2057	14.18	1900	14.42	1861	14.73	1737	14.93	
6	15 to 30 days	1576	10.87	1237	9.39	1327	10.50	1186	10.20	
7	31 days or longer	512	3.53	435	3.30	463	3.67	414	3.56	
8	Tried but could not get an appointment	98	0.68	85	0.65	67	0.53	71	0.61	
Weighted										
Value	Formatted Value	Q1		Q2		Q3		Q4		
		Count	Percent	Count	Percent	Count	Percent	Count	Percent	
.	Did not answer	472329	6.96	501690	7.41	447260	6.46	386773	5.49	
A	Invalid multiple responses	46343	0.68	60629	0.90	46711	0.67	39125	0.56	
C	Should be skipped	180186	2.66	191200	2.83	231886	3.35	173325	2.46	
N	Didn't need an appointment in past year	1142937	16.85	1171246	17.31	1066987	15.40	1146228	16.27	
1	Same day	530158	7.82	562906	8.32	582061	8.40	595441	8.45	
2	1 day	462940	6.82	479367	7.08	521303	7.52	525466	7.46	
3	2 to 3 days	1023414	15.09	996048	14.72	1040252	15.02	1102748	15.65	
4	4 to 7 days	1037421	15.29	1024497	15.14	1059186	15.29	1121999	15.92	
5	8 to 14 days	873688	12.88	863471	12.76	925276	13.36	959484	13.62	
6	15 to 30 days	690056	10.17	623785	9.22	683887	9.87	673990	9.57	
7	31 days or longer	288490	4.25	266178	3.93	296537	4.28	281839	4.00	
8	Tried but could not get an appointment	35492	0.52	27037	0.40	26630	0.38	39852	0.57	

H03022 -										
In last year: illness/injury needed care right away										
Unweighted										
Value	Formatted Value	Count	Q1		Q2		Q3		Q4	
			Count	Percent	Count	Percent	Count	Percent	Count	Percent
.	Did not answer	134	0.92	140	1.06	188	1.49	64	0.55	
1	Yes	6801	46.89	5663	42.99	5722	45.29	5412	46.53	
2	No	7568	52.18	7371	55.95	6723	53.22	6156	52.92	
Weighted										
Value	Formatted Value	Count	Q1		Q2		Q3		Q4	
			Count	Percent	Count	Percent	Count	Percent	Count	Percent
.	Did not answer	67497	1.00	96746	1.43	106661	1.54	41531	0.59	
1	Yes	3226042	47.56	2894920	42.77	3194496	46.11	3252243	46.16	
2	No	3489917	51.45	3776388	55.80	3626818	52.35	3752497	53.26	

H03023 -										
In last year: when needed care right away for an illness or injury got care as soon as wanted										
Unweighted										
Value	Formatted Value	Q1		Q2		Q3		Q4		
		Count	Percent	Count	Percent	Count	Percent	Count	Percent	
.	Did not answer	521	3.59	409	3.10	493	3.90	532	4.57	
A	Invalid multiple responses	15	0.10	8	0.06	11	0.09	7	0.06	
C	Should be skipped	781	5.39	482	3.66	677	5.36	478	4.11	
N	Didn't need care right away in past year	7090	48.89	7067	53.64	6292	49.81	5875	50.51	
1	Never	339	2.34	300	2.28	298	2.36	292	2.51	
2	Sometimes	835	5.76	646	4.90	676	5.35	632	5.43	
3	Usually	1687	11.63	1474	11.19	1302	10.31	1189	10.22	
4	Always	3235	22.31	2788	21.16	2884	22.83	2627	22.58	
Weighted										
Value	Formatted Value	Q1		Q2		Q3		Q4		
		Count	Percent	Count	Percent	Count	Percent	Count	Percent	
.	Did not answer	276154	4.07	244433	3.61	294160	4.25	350249	4.97	
A	Invalid multiple responses	5628	0.08	2519	0.04	6302	0.09	5108	0.07	
C	Should be skipped	409199	6.03	260196	3.84	411675	5.94	327902	4.65	
N	Didn't need care right away in past year	3225690	47.55	3613295	53.39	3353532	48.41	3551059	50.40	
1	Never	135612	2.00	126353	1.87	150928	2.18	170620	2.42	
2	Sometimes	331049	4.88	275005	4.06	341910	4.94	330826	4.70	
3	Usually	771644	11.38	732706	10.83	700985	10.12	687869	9.76	
4	Always	1628478	24.01	1513547	22.36	1668483	24.08	1622637	23.03	

H03024 -										
In last year: wait between trying to get care and actually seeing a provider for an illness or injury										
Unweighted										
Value	Formatted Value	Q1		Q2		Q3		Q4		
		Count	Percent	Count	Percent	Count	Percent	Count	Percent	
.	Did not answer	527	3.63	429	3.26	490	3.88	339	2.91	
A	Invalid multiple responses	70	0.48	52	0.39	57	0.45	53	0.46	
C	Should be skipped	755	5.21	464	3.52	676	5.35	574	4.93	
N	Didn't need care right away in past year	6874	47.40	6965	52.87	6116	48.41	5656	48.62	
1	Same day	2971	20.49	2576	19.55	2407	19.05	2145	18.44	
2	1 day	997	6.87	855	6.49	894	7.08	887	7.63	
3	2 days	633	4.36	501	3.80	543	4.30	518	4.45	
4	3 days	376	2.59	305	2.32	303	2.40	343	2.95	
5	4 to 7 days	651	4.49	515	3.91	573	4.54	601	5.17	
6	8 to 14 days	356	2.45	275	2.09	309	2.45	302	2.60	
7	15 days or longer	293	2.02	237	1.80	265	2.10	214	1.84	
Weighted										
Value	Formatted Value	Q1		Q2		Q3		Q4		
		Count	Percent	Count	Percent	Count	Percent	Count	Percent	
.	Did not answer	282166	4.16	249660	3.69	286086	4.13	208446	2.96	
A	Invalid multiple responses	34132	0.50	29563	0.44	27862	0.40	26251	0.37	
C	Should be skipped	397458	5.86	250853	3.71	412177	5.95	380639	5.40	
N	Didn't need care right away in past year	3120344	46.00	3555775	52.54	3261386	47.08	3423309	48.58	
1	Same day	1456247	21.47	1374655	20.31	1375007	19.85	1344883	19.09	
2	1 day	473563	6.98	428759	6.34	496011	7.16	506919	7.19	
3	2 days	272814	4.02	241238	3.56	292125	4.22	315052	4.47	
4	3 days	165302	2.44	149004	2.20	173759	2.51	206394	2.93	
5	4 to 7 days	288454	4.25	244069	3.61	302435	4.37	344770	4.89	
6	8 to 14 days	164242	2.42	125907	1.86	156884	2.26	171651	2.44	
7	15 days or longer	128734	1.90	118571	1.75	144244	2.08	117957	1.67	

H03025 -											
In last year: times went to an emergency room for own care											
Unweighted											
Value	Formatted Value	Count	Q1 Percent	Count	Q2 Percent	Count	Q3 Percent	Count	Q4 Percent	Count	Percent
.	Did not answer	161	1.11	147	1.12	202	1.60	219	1.88		
A	Invalid multiple responses	15	0.10	19	0.14	11	0.09	7	0.06		
1	None	10380	71.57	9593	72.82	9052	71.65	8348	71.77		
2	1 visit	2600	17.93	2253	17.10	2231	17.66	2058	17.69		
3	2 to 3 visits	1131	7.80	970	7.36	968	7.66	866	7.44		
4	4 to 6 visits	165	1.14	148	1.12	127	1.01	102	0.88		
5	More than 6 visits	51	0.35	44	0.33	42	0.33	32	0.28		
Weighted											
Value	Formatted Value	Count	Q1 Percent	Count	Q2 Percent	Count	Q3 Percent	Count	Q4 Percent	Count	Percent
.	Did not answer	82006	1.21	95826	1.42	117080	1.69	144237	2.05		
A	Invalid multiple responses	6077	0.09	7295	0.11	7439	0.11	4621	0.07		
1	None	4873270	71.84	4945811	73.08	4984271	71.94	5139482	72.94		
2	1 visit	1192950	17.59	1144618	16.91	1205621	17.40	1190034	16.89		
3	2 to 3 visits	525659	7.75	478989	7.08	514854	7.43	484354	6.87		
4	4 to 6 visits	75015	1.11	69898	1.03	73518	1.06	58820	0.83		
5	More than 6 visits	28479	0.42	25616	0.38	25192	0.36	24722	0.35		

H03026 -											
In last year: times went to a doctors office or clinic for yourself (not counting times went to an emergency room)											
Unweighted											
Value	Formatted Value	Count	Q1 Percent	Count	Q2 Percent	Count	Q3 Percent	Count	Q4 Percent	Count	Percent
.	Did not answer	182	1.25	191	1.45	228	1.80	237	2.04		
A	Invalid multiple responses	60	0.41	37	0.28	29	0.23	31	0.27		
1	None	1999	13.78	1815	13.78	1796	14.22	1547	13.30		
2	1 time	1478	10.19	1488	11.29	1368	10.83	1248	10.73		
3	2 times	2351	16.21	2209	16.77	2146	16.99	1986	17.07		
4	3 times	2349	16.20	2069	15.71	1951	15.44	1955	16.81		
5	4 times	1933	13.33	1757	13.34	1787	14.15	1548	13.31		
6	5 to 9 times	2774	19.13	2498	18.96	2274	18.00	2066	17.76		
7	10 or more times	1377	9.49	1110	8.43	1054	8.34	1014	8.72		
Weighted											
Value	Formatted Value	Count	Q1 Percent	Count	Q2 Percent	Count	Q3 Percent	Count	Q4 Percent	Count	Percent
.	Did not answer	101935	1.50	135397	2.00	130846	1.89	164721	2.34		
A	Invalid multiple responses	24386	0.36	20095	0.30	16802	0.24	15292	0.22		
1	None	948378	13.98	969938	14.33	1026153	14.81	964196	13.68		
2	1 time	686445	10.12	715126	10.57	704465	10.17	738139	10.48		
3	2 times	1037342	15.29	1114113	16.46	1117307	16.13	1154243	16.38		
4	3 times	1036963	15.29	999318	14.77	1059586	15.29	1175372	16.68		
5	4 times	896589	13.22	941392	13.91	1018743	14.70	906493	12.86		
6	5 to 9 times	1354064	19.96	1301848	19.24	1279441	18.47	1265716	17.96		
7	10 or more times	697353	10.28	570827	8.43	574631	8.29	662099	9.40		

H03027 -									
In last year: problem to get necessary care									
Unweighted									
Value	Formatted Value	Q1		Q2		Q3		Q4	
		Count	Percent	Count	Percent	Count	Percent	Count	Percent
.	Did not answer	276	1.90	274	2.08	345	2.73	253	2.18
A	Invalid multiple responses	7	0.05	5	0.04	12	0.09	8	0.07
C	Should be skipped	771	5.32	824	6.25	333	2.64	282	2.42
N	I had no visits in the last 12 months	1257	8.67	1008	7.65	1483	11.74	1283	11.03
1	A big problem	679	4.68	531	4.03	555	4.39	555	4.77
2	A small problem	2166	14.93	2001	15.19	1789	14.16	1729	14.86
3	Not a problem	9347	64.45	8531	64.76	8116	64.24	7522	64.67
Weighted									
Value	Formatted Value	Q1		Q2		Q3		Q4	
		Count	Percent	Count	Percent	Count	Percent	Count	Percent
.	Did not answer	154921	2.28	179621	2.65	208546	3.01	163363	2.32
A	Invalid multiple responses	3895	0.06	4056	0.06	6743	0.10	3772	0.05
C	Should be skipped	389103	5.74	458475	6.77	201265	2.91	194640	2.76
N	I had no visits in the last 12 months	578105	8.52	520548	7.69	835077	12.05	779033	11.06
1	A big problem	294571	4.34	247431	3.66	261862	3.78	280172	3.98
2	A small problem	891457	13.14	910266	13.45	883272	12.75	975997	13.85
3	Not a problem	4471405	65.92	4447656	65.72	4531210	65.40	4649293	65.98

H03028 -									
In last year: problem with delays in healthcare while waiting for approval from health plan									
Unweighted									
Value	Formatted Value	Q1		Q2		Q3		Q4	
		Count	Percent	Count	Percent	Count	Percent	Count	Percent
.	Did not answer	332	2.29	308	2.34	377	2.98	328	2.82
A	Invalid multiple responses	7	0.05	9	0.07	12	0.09	11	0.09
C	Should be skipped	759	5.23	813	6.17	325	2.57	276	2.37
N	I had no visits in the last 12 months	1355	9.34	1085	8.24	1586	12.55	1373	11.80
1	A big problem	530	3.65	417	3.17	456	3.61	423	3.64
2	A small problem	1446	9.97	1270	9.64	1161	9.19	1110	9.54
3	Not a problem	10074	69.46	9272	70.38	8716	68.99	8111	69.73
Weighted									
Value	Formatted Value	Q1		Q2		Q3		Q4	
		Count	Percent	Count	Percent	Count	Percent	Count	Percent
.	Did not answer	195722	2.89	197132	2.91	229030	3.31	206119	2.93
A	Invalid multiple responses	3206	0.05	3221	0.05	7852	0.11	3915	0.06
C	Should be skipped	382115	5.63	452278	6.68	194051	2.80	191185	2.71
N	I had no visits in the last 12 months	615624	9.08	554989	8.20	893159	12.89	832642	11.82
1	A big problem	220519	3.25	194958	2.88	234502	3.38	238218	3.38
2	A small problem	593327	8.75	587688	8.68	539753	7.79	608402	8.63
3	Not a problem	4772944	70.36	4777787	70.59	4829629	69.71	4965790	70.47

H03029 -
In last year: wait more than 15 minutes past appointment time to see a doctor

Unweighted									
Value	Formatted Value	Q1		Q2		Q3		Q4	
		Count	Percent	Count	Percent	Count	Percent	Count	Percent
.	Did not answer	279	1.92	255	1.94	387	3.06	269	2.31
A	Invalid multiple responses	14	0.10	11	0.08	19	0.15	7	0.06
C	Should be skipped	761	5.25	812	6.16	339	2.68	270	2.32
N	I had no visits in the last 12 months	1266	8.73	1019	7.73	1480	11.72	1289	11.08
1	Never	2540	17.51	2505	19.01	2221	17.58	2214	19.03
2	Sometimes	5651	38.96	5072	38.50	4713	37.31	4402	37.84
3	Usually	2358	16.26	2083	15.81	1967	15.57	1863	16.02
4	Always	1634	11.27	1417	10.76	1507	11.93	1318	11.33

Weighted									
Value	Formatted Value	Q1		Q2		Q3		Q4	
		Count	Percent	Count	Percent	Count	Percent	Count	Percent
.	Did not answer	159707	2.35	170919	2.53	229758	3.32	176928	2.51
A	Invalid multiple responses	6241	0.09	7595	0.11	9199	0.13	3788	0.05
C	Should be skipped	382478	5.64	448623	6.63	199943	2.89	189761	2.69
N	I had no visits in the last 12 months	578196	8.52	527140	7.79	838852	12.11	781013	11.08
1	Never	1100064	16.22	1187692	17.55	1163575	16.80	1294427	18.37
2	Sometimes	2626216	38.72	2582761	38.16	2564380	37.01	2627216	37.29
3	Usually	1128818	16.64	1058154	15.63	1073304	15.49	1153528	16.37
4	Always	801735	11.82	785169	11.60	848965	12.25	819610	11.63

H03030 -
In last year: how often office staff at a doctor's office or clinic treat you with courtesy and respect

Unweighted									
Value	Formatted Value	Q1		Q2		Q3		Q4	
		Count	Percent	Count	Percent	Count	Percent	Count	Percent
.	Did not answer	254	1.75	235	1.78	372	2.94	261	2.24
A	Invalid multiple responses	15	0.10	5	0.04	13	0.10	14	0.12
C	Should be skipped	763	5.26	815	6.19	333	2.64	271	2.33
N	I had no visits in the last 12 months	1256	8.66	1008	7.65	1484	11.75	1281	11.01
1	Never	65	0.45	84	0.64	76	0.60	69	0.59
2	Sometimes	680	4.69	609	4.62	652	5.16	659	5.67
3	Usually	3132	21.60	2676	20.31	2651	20.98	2406	20.68
4	Always	8338	57.49	7742	58.77	7052	55.82	6671	57.35

Weighted									
Value	Formatted Value	Q1		Q2		Q3		Q4	
		Count	Percent	Count	Percent	Count	Percent	Count	Percent
.	Did not answer	142884	2.11	158681	2.34	222183	3.21	171273	2.43
A	Invalid multiple responses	11532	0.17	3352	0.05	6016	0.09	8627	0.12
C	Should be skipped	382611	5.64	451455	6.67	195467	2.82	190212	2.70
N	I had no visits in the last 12 months	575670	8.49	522135	7.71	842222	12.16	775897	11.01
1	Never	28159	0.42	44954	0.66	40825	0.59	41562	0.59
2	Sometimes	281098	4.14	271891	4.02	305067	4.40	345041	4.90
3	Usually	1323895	19.52	1247956	18.44	1327020	19.15	1326923	18.83
4	Always	4037607	59.52	4067630	60.10	3989173	57.58	4186735	59.42

H03031 -									
In last year: how often office staff at a doctor's office or clinic as helpful as expected									
Unweighted									
Value	Formatted Value	Q1		Q2		Q3		Q4	
		Count	Percent	Count	Percent	Count	Percent	Count	Percent
.	Did not answer	261	1.80	245	1.86	379	3.00	260	2.24
A	Invalid multiple responses	13	0.09	3	0.02	10	0.08	9	0.08
C	Should be skipped	755	5.21	807	6.13	333	2.64	272	2.34
N	I had no visits in the last 12 months	1260	8.69	1013	7.69	1485	11.75	1283	11.03
1	Never	139	0.96	148	1.12	155	1.23	142	1.22
2	Sometimes	1308	9.02	1134	8.61	1211	9.59	1148	9.87
3	Usually	4697	32.39	4052	30.76	3851	30.48	3664	31.50
4	Always	6070	41.85	5772	43.81	5209	41.23	4854	41.73
Weighted									
Value	Formatted Value	Q1		Q2		Q3		Q4	
		Count	Percent	Count	Percent	Count	Percent	Count	Percent
.	Did not answer	148342	2.19	171862	2.54	232035	3.35	171663	2.44
A	Invalid multiple responses	3975	0.06	616	0.01	4836	0.07	5942	0.08
C	Should be skipped	380312	5.61	449230	6.64	197818	2.86	190924	2.71
N	I had no visits in the last 12 months	576830	8.50	522334	7.72	840603	12.13	777816	11.04
1	Never	58919	0.87	68282	1.01	80378	1.16	79632	1.13
2	Sometimes	534792	7.88	498945	7.37	562238	8.12	617363	8.76
3	Usually	2046057	30.16	1996888	29.50	1960808	28.30	2104075	29.86
4	Always	3034229	44.73	3059898	45.21	3049260	44.01	3098855	43.98

H03032 - In last year: how often doctors or other health providers listen carefully to you									
Unweighted									
Value	Formatted Value	Q1		Q2		Q3		Q4	
		Count	Percent	Count	Percent	Count	Percent	Count	Percent
.	Did not answer	256	1.77	187	1.42	390	3.09	270	2.32
A	Invalid multiple responses	17	0.12	9	0.07	17	0.13	20	0.17
C	Should be skipped	752	5.19	811	6.16	331	2.62	269	2.31
N	I had no visits in the last 12 months	1265	8.72	1021	7.75	1483	11.74	1289	11.08
1	Never	138	0.95	97	0.74	104	0.82	107	0.92
2	Sometimes	1257	8.67	1055	8.01	1147	9.08	1093	9.40
3	Usually	4294	29.61	3853	29.25	3619	28.65	3459	29.74
4	Always	6524	44.98	6141	46.61	5542	43.87	5125	44.06
Weighted									
Value	Formatted Value	Q1		Q2		Q3		Q4	
		Count	Percent	Count	Percent	Count	Percent	Count	Percent
.	Did not answer	146583	2.16	119971	1.77	228646	3.30	176717	2.51
A	Invalid multiple responses	4477	0.07	5394	0.08	10300	0.15	17578	0.25
C	Should be skipped	376685	5.55	447707	6.62	197218	2.85	188878	2.68
N	I had no visits in the last 12 months	579896	8.55	532147	7.86	839508	12.12	780668	11.08
1	Never	52426	0.77	41888	0.62	54181	0.78	54531	0.77
2	Sometimes	515501	7.60	490967	7.25	571423	8.25	580019	8.23
3	Usually	1883237	27.76	1895979	28.01	1861758	26.87	2023620	28.72
4	Always	3224651	47.54	3234001	47.78	3164941	45.68	3224259	45.76

H03033 -										
In last year: how often doctors or other health providers explain things in way you could understand										
Unweighted										
Value	Formatted Value	Q1		Q2		Q3		Q4		
		Count	Percent	Count	Percent	Count	Percent	Count	Percent	
.	Did not answer	251	1.73	191	1.45	381	3.02	253	2.18	
A	Invalid multiple responses	8	0.06	9	0.07	10	0.08	6	0.05	
C	Should be skipped	746	5.14	807	6.13	333	2.64	269	2.31	
N	I had no visits in the last 12 months	1272	8.77	1022	7.76	1484	11.75	1289	11.08	
1	Never	82	0.57	68	0.52	78	0.62	65	0.56	
2	Sometimes	831	5.73	686	5.21	763	6.04	654	5.62	
3	Usually	3976	27.42	3630	27.55	3358	26.58	3201	27.52	
4	Always	7337	50.59	6761	51.32	6226	49.28	5895	50.68	
Weighted										
Value	Formatted Value	Q1		Q2		Q3		Q4		
		Count	Percent	Count	Percent	Count	Percent	Count	Percent	
.	Did not answer	142154	2.10	121766	1.80	224977	3.25	162143	2.30	
A	Invalid multiple responses	4705	0.07	6437	0.10	5983	0.09	4707	0.07	
C	Should be skipped	372956	5.50	444980	6.57	197867	2.86	191165	2.71	
N	I had no visits in the last 12 months	584059	8.61	531425	7.85	839907	12.12	778233	11.04	
1	Never	38852	0.57	30889	0.46	45809	0.66	34474	0.49	
2	Sometimes	369788	5.45	340285	5.03	422900	6.10	360771	5.12	
3	Usually	1835351	27.06	1811000	26.76	1748637	25.24	1924235	27.31	
4	Always	3435590	50.65	3481270	51.44	3441895	49.68	3590542	50.96	

H03034 -									
In last year: how often doctors or other health providers show respect for what you had to say									
Unweighted									
Value	Formatted Value	Q1		Q2		Q3		Q4	
		Count	Percent	Count	Percent	Count	Percent	Count	Percent
.	Did not answer	255	1.76	189	1.43	406	3.21	265	2.28
A	Invalid multiple responses	11	0.08	8	0.06	12	0.09	11	0.09
C	Should be skipped	745	5.14	807	6.13	328	2.60	267	2.30
N	I had no visits in the last 12 months	1274	8.78	1021	7.75	1486	11.76	1291	11.10
1	Never	131	0.90	104	0.79	110	0.87	88	0.76
2	Sometimes	1064	7.34	903	6.85	913	7.23	922	7.93
3	Usually	4007	27.63	3506	26.61	3471	27.48	3224	27.72
4	Always	7016	48.38	6636	50.37	5907	46.76	5564	47.83
Weighted									
Value	Formatted Value	Q1		Q2		Q3		Q4	
		Count	Percent	Count	Percent	Count	Percent	Count	Percent
.	Did not answer	143145	2.11	124133	1.83	238817	3.45	172883	2.45
A	Invalid multiple responses	3106	0.05	3308	0.05	5904	0.09	7496	0.11
C	Should be skipped	368904	5.44	445274	6.58	195756	2.83	190545	2.70
N	I had no visits in the last 12 months	587537	8.66	529955	7.83	840871	12.14	779945	11.07
1	Never	53444	0.79	42405	0.63	63223	0.91	42062	0.60
2	Sometimes	437100	6.44	407665	6.02	468614	6.76	479934	6.81
3	Usually	1796592	26.48	1775915	26.24	1803519	26.03	1886928	26.78
4	Always	3393628	50.03	3439398	50.82	3311269	47.80	3486477	49.48

H03035 -									
In last year: how often doctors or other health providers spend enough time with you									
Unweighted									
Value	Formatted Value	Q1		Q2		Q3		Q4	
		Count	Percent	Count	Percent	Count	Percent	Count	Percent
.	Did not answer	254	1.75	199	1.51	409	3.24	265	2.28
A	Invalid multiple responses	8	0.06	7	0.05	12	0.09	11	0.09
C	Should be skipped	748	5.16	807	6.13	326	2.58	269	2.31
N	I had no visits in the last 12 months	1271	8.76	1024	7.77	1490	11.79	1288	11.07
1	Never	345	2.38	262	1.99	295	2.34	283	2.43
2	Sometimes	1571	10.83	1389	10.54	1427	11.30	1381	11.87
3	Usually	4729	32.61	4224	32.06	4083	32.32	3812	32.77
4	Always	5577	38.45	5262	39.94	4591	36.34	4323	37.16
Weighted									
Value	Formatted Value	Q1		Q2		Q3		Q4	
		Count	Percent	Count	Percent	Count	Percent	Count	Percent
.	Did not answer	143370	2.11	127801	1.89	239437	3.46	174708	2.48
A	Invalid multiple responses	2987	0.04	4033	0.06	7161	0.10	7338	0.10
C	Should be skipped	372305	5.49	446764	6.60	194710	2.81	191631	2.72
N	I had no visits in the last 12 months	584612	8.62	530369	7.84	842696	12.16	779631	11.06
1	Never	133994	1.98	120604	1.78	163781	2.36	157809	2.24
2	Sometimes	667916	9.85	650833	9.62	737923	10.65	756762	10.74
3	Usually	2171712	32.01	2168131	32.03	2136464	30.84	2316447	32.87
4	Always	2706559	39.90	2719519	40.18	2605802	37.61	2661945	37.78

H03036 - Rating of all healthcare in last year										
Unweighted										
Value	Formatted Value	Count	Q1 Percent	Count	Q2 Percent	Count	Q3 Percent	Count	Q4 Percent	
.	Did not answer	270	1.86	244	1.85	411	3.25	272	2.34	
A	Invalid multiple responses	41	0.28	27	0.20	25	0.20	32	0.28	
C	Should be skipped	786	5.42	825	6.26	332	2.63	277	2.38	
N	I had no visits in the last 12 months	1223	8.43	1002	7.61	1477	11.69	1276	10.97	
0	0	61	0.42	53	0.40	51	0.40	43	0.37	
1	1	58	0.40	61	0.46	48	0.38	47	0.40	
2	2	118	0.81	98	0.74	103	0.82	104	0.89	
3	3	234	1.61	204	1.55	203	1.61	212	1.82	
4	4	316	2.18	254	1.93	289	2.29	250	2.15	
5	5	867	5.98	711	5.40	707	5.60	669	5.75	
6	6	807	5.56	657	4.99	697	5.52	650	5.59	
7	7	1834	12.65	1519	11.53	1458	11.54	1449	12.46	
8	8	2882	19.87	2512	19.07	2399	18.99	2270	19.52	
9	9	2520	17.38	2362	17.93	2104	16.65	1958	16.83	
10	10	2486	17.14	2645	20.08	2329	18.44	2123	18.25	
Weighted										
Value	Formatted Value	Count	Q1 Percent	Count	Q2 Percent	Count	Q3 Percent	Count	Q4 Percent	
.	Did not answer	151673	2.24	152886	2.26	242262	3.50	175644	2.49	
A	Invalid multiple responses	20160	0.30	13639	0.20	12115	0.17	20385	0.29	
C	Should be skipped	394880	5.82	452883	6.69	197310	2.85	195055	2.77	
N	I had no visits in the last 12 months	558208	8.23	521818	7.71	837075	12.08	772428	10.96	
0	0	19760	0.29	27817	0.41	24505	0.35	21074	0.30	
1	1	23288	0.34	26580	0.39	22533	0.33	23736	0.34	
2	2	50682	0.75	46823	0.69	62089	0.90	51999	0.74	
3	3	85732	1.26	85977	1.27	92825	1.34	126411	1.79	
4	4	137051	2.02	121977	1.80	140105	2.02	135068	1.92	
5	5	386661	5.70	321928	4.76	372744	5.38	359842	5.11	
6	6	337819	4.98	333158	4.92	367666	5.31	358171	5.08	
7	7	764213	11.27	700305	10.35	674902	9.74	812154	11.53	
8	8	1256164	18.52	1189260	17.57	1236758	17.85	1338043	18.99	
9	9	1217932	17.95	1272499	18.80	1219977	17.61	1239736	17.59	
10	10	1379233	20.33	1500505	22.17	1425108	20.57	1416523	20.10	

H03037 -										
In last year: prescriptions that were written by a civilian provider but were filled at a military pharmacy										
Unweighted										
Value	Formatted Value	Q1		Q2		Q3		Q4		
		Count	Percent	Count	Percent	Count	Percent	Count	Percent	
.	Did not answer	115	0.79	239	1.81	12633	100.00	11632	100.00	
A	Invalid multiple responses	41	0.28	16	0.12	
1	None	9884	68.15	8787	66.70	
2	1 to 5	2701	18.62	2518	19.11	
3	6 to 10	811	5.59	704	5.34	
4	11 to 15	379	2.61	322	2.44	
5	More than 15	572	3.94	588	4.46	

Weighted										
Value	Formatted Value	Q1		Q2		Q3		Q4		
		Count	Percent	Count	Percent	Count	Percent	Count	Percent	
.	Did not answer	57189	0.84	131389	1.94	6927975	100.00	7046270	100.00	
A	Invalid multiple responses	19002	0.28	11295	0.17	
1	None	4743037	69.92	4654285	68.77	
2	1 to 5	1040460	15.34	1066039	15.75	
3	6 to 10	386294	5.69	377188	5.57	
4	11 to 15	202408	2.98	177384	2.62	
5	More than 15	335066	4.94	350474	5.18	

H03038 -										
In last year: facility used most for health care										
Unweighted										
Value	Formatted Value	Q1		Q2		Q3		Q4		
		Count	Percent	Count	Percent	Count	Percent	Count	Percent	
.	Did not answer	111	0.77	93	0.71	300	2.37	188	1.62	
A	Invalid multiple responses	61	0.42	64	0.49	62	0.49	53	0.46	
1	A military facility	7952	54.83	7001	53.14	6630	52.48	6039	51.92	
2	A civilian facility	4893	33.74	4700	35.68	4407	34.88	4272	36.73	
3	Uniformed Services Fam Health Plan facil	93	0.64	94	0.71	88	0.70	72	0.62	
4	Veterans Affairs (VA) clinic or hospital	399	2.75	367	2.79	336	2.66	306	2.63	
5	Went to none of listed types of facility	994	6.85	855	6.49	810	6.41	702	6.04	

Weighted										
Value	Formatted Value	Q1		Q2		Q3		Q4		
		Count	Percent	Count	Percent	Count	Percent	Count	Percent	
.	Did not answer	62714	0.92	48543	0.72	169180	2.44	123744	1.76	
A	Invalid multiple responses	29809	0.44	28169	0.42	38356	0.55	29774	0.42	
1	A military facility	2624296	38.69	2603142	38.46	2658184	38.37	2722413	38.64	
2	A civilian facility	3183293	46.93	3237762	47.84	3224895	46.55	3361413	47.70	
3	Uniformed Services Fam Health Plan facil	71974	1.06	85138	1.26	68898	0.99	66301	0.94	
4	Veterans Affairs (VA) clinic or hospital	286407	4.22	290297	4.29	276462	3.99	265717	3.77	
5	Went to none of listed types of facility	524963	7.74	475003	7.02	492001	7.10	476908	6.77	

H03039 -										
In last year: sent in any claims to your health plan										
Unweighted										
Value	Formatted Value	Count	Q1 Percent	Count	Q2 Percent	Count	Q3 Percent	Count	Q4 Percent	Percent
.	Did not answer	150	1.19	148	1.27	
D	Don't Know	1064	8.42	920	7.91	
1	Yes	13644	94.08	12412	94.22	6143	48.63	6246	53.70	
2	No	859	5.92	762	5.78	5276	41.76	4318	37.12	
Weighted										
Value	Formatted Value	Count	Q1 Percent	Count	Q2 Percent	Count	Q3 Percent	Count	Q4 Percent	Percent
.	Did not answer	89405	1.29	104385	1.48	
D	Don't Know	534560	7.72	477736	6.78	
1	Yes	6418264	94.62	6410308	94.71	3766018	54.36	4091780	58.07	
2	No	365192	5.38	357746	5.29	2537992	36.63	2372369	33.67	

H03040 -										
In last year: health plan handled claims in a reasonable time										
Unweighted										
Value	Formatted Value	Count	Q1 Percent	Count	Q2 Percent	Count	Q3 Percent	Count	Q4 Percent	Percent
.	Did not answer	6073	41.87	5725	43.46	281	2.22	344	2.96	
A	Invalid multiple responses	31	0.21	32	0.24	20	0.16	19	0.16	
C	Should be skipped	834	5.75	551	4.18	270	2.14	279	2.40	
D	Don't Know	1187	8.18	1041	7.90	740	5.86	705	6.06	
N	No claims sent for me in past year	93	0.64	286	2.17	6105	48.33	5004	43.02	
1	Never	275	1.90	214	1.62	241	1.91	210	1.81	
2	Sometimes	704	4.85	586	4.45	568	4.50	581	4.99	
3	Usually	2639	18.20	2273	17.25	1942	15.37	1985	17.06	
4	Always	2667	18.39	2466	18.72	2466	19.52	2505	21.54	
Weighted										
Value	Formatted Value	Count	Q1 Percent	Count	Q2 Percent	Count	Q3 Percent	Count	Q4 Percent	Percent
.	Did not answer	2534242	37.36	2617067	38.67	185439	2.68	231083	3.28	
A	Invalid multiple responses	12038	0.18	19062	0.28	12550	0.18	14751	0.21	
C	Should be skipped	357794	5.27	266037	3.93	130183	1.88	185227	2.63	
D	Don't Know	562239	8.29	536427	7.93	422810	6.10	448757	6.37	
N	No claims sent for me in past year	38685	0.57	128189	1.89	2960495	42.73	2688415	38.15	
1	Never	118749	1.75	98284	1.45	122240	1.76	105475	1.50	
2	Sometimes	352240	5.19	316269	4.67	329182	4.75	335063	4.76	
3	Usually	1416644	20.88	1339836	19.80	1237551	17.86	1346265	19.11	
4	Always	1390826	20.50	1446883	21.38	1527524	22.05	1691232	24.00	

H03041 -										
In last year: how often health plan handled claims correctly										
Unweighted										
Value	Formatted Value	Q1		Q2		Q3		Q4		
		Count	Percent	Count	Percent	Count	Percent	Count	Percent	
.	Did not answer	6097	42.04	5734	43.53	283	2.24	280	2.41	
A	Invalid multiple responses	24	0.17	24	0.18	19	0.15	15	0.13	
C	Should be skipped	803	5.54	526	3.99	259	2.05	280	2.41	
D	Don't Know	1243	8.57	1139	8.65	799	6.32	775	6.66	
N	No claims sent for me in past year	135	0.93	307	2.33	6117	48.42	5009	43.06	
1	Never	200	1.38	152	1.15	150	1.19	149	1.28	
2	Sometimes	601	4.14	503	3.82	501	3.97	512	4.40	
3	Usually	2423	16.71	2100	15.94	1830	14.49	1829	15.72	
4	Always	2977	20.53	2689	20.41	2675	21.17	2783	23.93	
Weighted										
Value	Formatted Value	Q1		Q2		Q3		Q4		
		Count	Percent	Count	Percent	Count	Percent	Count	Percent	
.	Did not answer	2542084	37.47	2624828	38.78	191400	2.76	190537	2.70	
A	Invalid multiple responses	15617	0.23	11208	0.17	12011	0.17	11750	0.17	
C	Should be skipped	340764	5.02	257823	3.81	125049	1.80	180491	2.56	
D	Don't Know	586879	8.65	569763	8.42	456160	6.58	479693	6.81	
N	No claims sent for me in past year	60381	0.89	133553	1.97	2968697	42.85	2701205	38.34	
1	Never	81538	1.20	83316	1.23	70334	1.02	76538	1.09	
2	Sometimes	291747	4.30	246629	3.64	258797	3.74	299764	4.25	
3	Usually	1296300	19.11	1237636	18.29	1171439	16.91	1196444	16.98	
4	Always	1568145	23.12	1603296	23.69	1674088	24.16	1909849	27.10	

H03042 -									
In last year: before went for care knew amount to pay									
Unweighted									
Value	Formatted Value	Q1		Q2		Q3		Q4	
		Count	Percent	Count	Percent	Count	Percent	Count	Percent
.	Did not answer	6126	42.24	5594	42.46	305	2.41	374	3.22
A	Invalid multiple responses	26	0.18	21	0.16	16	0.13	11	0.09
C	Should be skipped	812	5.60	717	5.44	274	2.17	277	2.38
D	Don't Know	1128	7.78	956	7.26	757	5.99	715	6.15
N	No claims sent for me in past year	211	1.45	285	2.16	6190	49.00	5106	43.90
1	Never	2290	15.79	2009	15.25	1835	14.53	1809	15.55
2	Sometimes	492	3.39	494	3.75	464	3.67	479	4.12
3	Usually	1213	8.36	1081	8.21	924	7.31	996	8.56
4	Always	2205	15.20	2017	15.31	1868	14.79	1865	16.03

Weighted									
Value	Formatted Value	Q1		Q2		Q3		Q4	
		Count	Percent	Count	Percent	Count	Percent	Count	Percent
.	Did not answer	2561261	37.76	2573990	38.03	205621	2.97	243278	3.45
A	Invalid multiple responses	14097	0.21	21847	0.32	9257	0.13	7081	0.10
C	Should be skipped	342395	5.05	342014	5.05	137210	1.98	179608	2.55
D	Don't Know	541362	7.98	509340	7.53	458522	6.62	496284	7.04
N	No claims sent for me in past year	104700	1.54	141737	2.09	3006978	43.40	2772821	39.35
1	Never	1240951	18.29	1180278	17.44	1164577	16.81	1208081	17.14
2	Sometimes	220330	3.25	256710	3.79	264223	3.81	296616	4.21
3	Usually	620736	9.15	593127	8.76	542477	7.83	634734	9.01
4	Always	1137622	16.77	1149010	16.98	1139109	16.44	1207767	17.14

H03043 -									
In last year: look for any information in written materials from health plan									
Unweighted									
Value	Formatted Value	Q1		Q2		Q3		Q4	
		Count	Percent	Count	Percent	Count	Percent	Count	Percent
.	Did not answer	286	1.97	175	1.33	168	1.33	186	1.60
1	Yes	4785	32.99	3963	30.08	3578	28.32	3635	31.25
2	No	9432	65.03	9036	68.59	8887	70.35	7811	67.15

Weighted									
Value	Formatted Value	Q1		Q2		Q3		Q4	
		Count	Percent	Count	Percent	Count	Percent	Count	Percent
.	Did not answer	134113	1.98	115686	1.71	96924	1.40	133129	1.89
1	Yes	2468610	36.39	2172428	32.10	2159627	31.17	2277099	32.32
2	No	4180734	61.63	4479939	66.19	4671424	67.43	4636042	65.79

H03044 -									
In last year: problem to find or understand information in the written materials									
Unweighted									
Value	Formatted Value	Q1		Q2		Q3		Q4	
		Count	Percent	Count	Percent	Count	Percent	Count	Percent
.	Did not answer	499	3.44	333	2.53	322	2.55	273	2.35
A	Invalid multiple responses	12	0.08	9	0.07	10	0.08	3	0.03
C	Should be skipped	964	6.65	904	6.86	590	4.67	437	3.76
N	Didn't look for info in past year	8468	58.39	8132	61.73	8297	65.68	7374	63.39
1	A big problem	529	3.65	412	3.13	461	3.65	417	3.58
2	A small problem	1494	10.30	1232	9.35	1040	8.23	1178	10.13
3	Not a problem	2537	17.49	2152	16.34	1913	15.14	1950	16.76
Weighted									
Value	Formatted Value	Q1		Q2		Q3		Q4	
		Count	Percent	Count	Percent	Count	Percent	Count	Percent
.	Did not answer	257661	3.80	218613	3.23	200138	2.89	186789	2.65
A	Invalid multiple responses	4603	0.07	3847	0.06	4458	0.06	1383	0.02
C	Should be skipped	458362	6.76	484546	7.16	345990	4.99	290757	4.13
N	Didn't look for info in past year	3722372	54.87	3995393	59.03	4325434	62.43	4345285	61.67
1	A big problem	258045	3.80	221233	3.27	277863	4.01	247415	3.51
2	A small problem	744031	10.97	670118	9.90	591736	8.54	737734	10.47
3	Not a problem	1338383	19.73	1174303	17.35	1182357	17.07	1236906	17.55

H03045 -									
In last year: called health plan's customer service to get information or help									
Unweighted									
Value	Formatted Value	Q1		Q2		Q3		Q4	
		Count	Percent	Count	Percent	Count	Percent	Count	Percent
.	Did not answer	401	2.76	146	1.11	161	1.27	175	1.50
1	Yes	5591	38.55	4644	35.25	4372	34.61	4236	36.42
2	No	8511	58.68	8384	63.64	8100	64.12	7221	62.08
Weighted									
Value	Formatted Value	Q1		Q2		Q3		Q4	
		Count	Percent	Count	Percent	Count	Percent	Count	Percent
.	Did not answer	183305	2.70	84057	1.24	91004	1.31	117526	1.67
1	Yes	2669551	39.35	2388571	35.29	2468086	35.62	2541037	36.06
2	No	3930599	57.94	4295426	63.47	4368885	63.06	4387707	62.27

H03046 - In last year: problem to get the help you needed when called health plan's customer service										
Unweighted										
Value	Formatted Value	Q1		Q2		Q3		Q4		
		Count	Percent	Count	Percent	Count	Percent	Count	Percent	
.	Did not answer	576	3.97	262	1.99	306	2.42	242	2.08	
A	Invalid multiple responses	18	0.12	10	0.08	12	0.09	7	0.06	
C	Should be skipped	1657	11.43	1116	8.47	1394	11.03	968	8.32	
N	Didn't call customer service in past yr	6854	47.26	7268	55.17	6706	53.08	6253	53.76	
1	A big problem	818	5.64	624	4.74	569	4.50	618	5.31	
2	A small problem	1440	9.93	1215	9.22	1075	8.51	1112	9.56	
3	Not a problem	3140	21.65	2679	20.34	2571	20.35	2432	20.91	

Weighted										
Value	Formatted Value	Q1		Q2		Q3		Q4		
		Count	Percent	Count	Percent	Count	Percent	Count	Percent	
.	Did not answer	279069	4.11	153753	2.27	185497	2.68	160218	2.27	
A	Invalid multiple responses	8624	0.13	14056	0.21	6960	0.10	5300	0.08	
C	Should be skipped	802883	11.84	614416	9.08	810564	11.70	612108	8.69	
N	Didn't call customer service in past yr	3127716	46.11	3681010	54.39	3558322	51.36	3775600	53.58	
1	A big problem	386828	5.70	309041	4.57	298227	4.30	347658	4.93	
2	A small problem	672739	9.92	605207	8.94	600619	8.67	659968	9.37	
3	Not a problem	1505596	22.20	1390571	20.55	1467787	21.19	1485418	21.08	

H03047 - Called or written health plan with a complaint or problem											
Unweighted											
Value	Formatted Value	Count	Q1		Q2		Q3		Q4		
			Percent	Count	Percent	Count	Percent	Count	Percent		
.	Did not answer	194	1.34	141	1.07	196	1.55	177	1.52		
1	Yes	2366	16.31	1901	14.43	1710	13.54	1617	13.90		
2	No	11943	82.35	11132	84.50	10727	84.91	9838	84.58		

Weighted											
Value	Formatted Value	Count	Q1		Q2		Q3		Q4		
			Percent	Count	Percent	Count	Percent	Count	Percent		
.	Did not answer	87072	1.28	86280	1.27	111061	1.60	121406	1.72		
1	Yes	1196229	17.63	1032484	15.26	997857	14.40	1000335	14.20		
2	No	5500154	81.08	5649290	83.47	5819057	83.99	5924529	84.08		

H03048 - How long for health plan to resolve complaint										
Unweighted										
Value	Formatted Value	Q1		Q2		Q3		Q4		
		Count	Percent	Count	Percent	Count	Percent	Count	Percent	
.	Did not answer	285	1.97	211	1.60	234	1.85	217	1.87	
A	Invalid multiple responses	16	0.11	15	0.11	19	0.15	12	0.10	
C	Should be skipped	1656	11.42	1289	9.78	1065	8.43	876	7.53	
D	Don't Know	26	0.22	
N	Haven't reported a complaint or problem	10341	71.30	9904	75.18	9685	76.66	8981	77.21	
1	Same day	561	3.87	438	3.32	481	3.81	428	3.68	
2	1 week	225	1.55	216	1.64	166	1.31	186	1.60	
3	2 weeks	196	1.35	152	1.15	150	1.19	140	1.20	
4	3 weeks	131	0.90	113	0.86	93	0.74	102	0.88	
5	4 or more weeks	449	3.10	350	2.66	282	2.23	271	2.33	
6	Still waiting for it to be settled	643	4.43	486	3.69	458	3.63	393	3.38	
Weighted										
Value	Formatted Value	Q1		Q2		Q3		Q4		
		Count	Percent	Count	Percent	Count	Percent	Count	Percent	
.	Did not answer	141092	2.08	131578	1.94	136794	1.97	149985	2.13	
A	Invalid multiple responses	9176	0.14	7007	0.10	11831	0.17	5292	0.08	
C	Should be skipped	760484	11.21	676769	10.00	615621	8.89	560027	7.95	
D	Don't Know	12395	0.18	
N	Haven't reported a complaint or problem	4767988	70.29	5005017	73.95	5215721	75.28	5374858	76.28	
1	Same day	283494	4.18	265074	3.92	284938	4.11	281659	4.00	
2	1 week	98380	1.45	110689	1.64	92248	1.33	113563	1.61	
3	2 weeks	101103	1.49	82685	1.22	95161	1.37	85665	1.22	
4	3 weeks	74726	1.10	70031	1.03	61167	0.88	76002	1.08	
5	4 or more weeks	221844	3.27	183879	2.72	158279	2.28	166770	2.37	
6	Still waiting for it to be settled	325169	4.79	235324	3.48	256216	3.70	220054	3.12	

H03049 - Complaint or problem settled to satisfaction									
Unweighted									
Value	Formatted Value	Q1		Q2		Q3		Q4	
		Count	Percent	Count	Percent	Count	Percent	Count	Percent
.	Did not answer	276	1.90	184	1.40	235	1.86	212	1.82
A	Invalid multiple responses	58	0.40	43	0.33	18	0.14	11	0.09
C	Should be skipped	1628	11.23	1240	9.41	1032	8.17	866	7.44
N	Haven't reported a complaint or problem	10326	71.20	9904	75.18	9701	76.79	8978	77.18
1	Yes	1253	8.64	1054	8.00	933	7.39	916	7.87
2	No	452	3.12	355	2.69	346	2.74	316	2.72
3	Still waiting for it to be settled	510	3.52	394	2.99	368	2.91	333	2.86

Weighted									
Value	Formatted Value	Q1		Q2		Q3		Q4	
		Count	Percent	Count	Percent	Count	Percent	Count	Percent
.	Did not answer	132617	1.96	116584	1.72	137408	1.98	145062	2.06
A	Invalid multiple responses	35725	0.53	23543	0.35	13395	0.19	5395	0.08
C	Should be skipped	746029	11.00	657212	9.71	599161	8.65	556671	7.90
N	Haven't reported a complaint or problem	4762338	70.21	4997753	73.84	5223707	75.40	5372802	76.25
1	Yes	641869	9.46	602142	8.90	561705	8.11	596687	8.47
2	No	199717	2.94	176063	2.60	182768	2.64	183593	2.61
3	Still waiting for it to be settled	265161	3.91	194758	2.88	209831	3.03	186062	2.64

H03050 - In last year: have any experiences with paperwork for your health plan									
Unweighted									
Value	Formatted Value	Q1		Q2		Q3		Q4	
		Count	Percent	Count	Percent	Count	Percent	Count	Percent
.	Did not answer	211	1.45	147	1.12	212	1.68	284	2.44
A	Invalid multiple responses	5	0.04
1	Yes	4492	30.97	3432	26.05	3309	26.19	2762	23.74
2	No	9800	67.57	9595	72.83	9112	72.13	8581	73.77

Weighted									
Value	Formatted Value	Q1		Q2		Q3		Q4	
		Count	Percent	Count	Percent	Count	Percent	Count	Percent
.	Did not answer	96424	1.42	89349	1.32	123711	1.79	213974	3.04
A	Invalid multiple responses	4411	0.06
1	Yes	2104697	31.03	1746988	25.81	1821766	26.30	1585783	22.51
2	No	4582335	67.55	4931717	72.87	4982498	71.92	5242102	74.40

H03051 -									
In last year: how much problem with paperwork for your health plan									
Unweighted									
Value	Formatted Value	Q1		Q2		Q3		Q4	
		Count	Percent	Count	Percent	Count	Percent	Count	Percent
.	Did not answer	333	2.30	217	1.65	272	2.15	259	2.23
A	Invalid multiple responses	10	0.07	22	0.17	14	0.11	.	.
C	Should be skipped	1293	8.92	888	6.74	930	7.36	7712	66.30
N	Didn't have any experiences with paperwk	8507	58.66	8707	66.09	8182	64.77	908	7.81
1	A big problem	661	4.56	479	3.64	490	3.88	403	3.46
2	A small problem	1295	8.93	1042	7.91	980	7.76	979	8.42
3	Not a problem	2404	16.58	1819	13.81	1765	13.97	1371	11.79
Weighted									
Value	Formatted Value	Q1		Q2		Q3		Q4	
		Count	Percent	Count	Percent	Count	Percent	Count	Percent
.	Did not answer	168674	2.49	132821	1.96	156691	2.26	194343	2.76
A	Invalid multiple responses	4142	0.06	10431	0.15	11882	0.17	.	.
C	Should be skipped	610006	8.99	476232	7.04	531671	7.67	4800703	68.13
N	Didn't have any experiences with paperwk	3972330	58.56	4455485	65.83	4450826	64.24	468477	6.65
1	A big problem	281119	4.14	254658	3.76	267424	3.86	214515	3.04
2	A small problem	621421	9.16	495336	7.32	538848	7.78	590809	8.38
3	Not a problem	1125765	16.60	943089	13.93	970632	14.01	777423	11.03

H03052 - Rating of all experience with health plan										
Unweighted										
Value	Formatted Value	Count	Q1 Percent	Count	Q2 Percent	Count	Q3 Percent	Count	Q4 Percent	Count
.	Did not answer	466	3.21	438	3.32	404	3.20	433	3.72	
A	Invalid multiple responses	39	0.27	30	0.23	21	0.17	28	0.24	
0	0	203	1.40	132	1.00	151	1.20	112	0.96	
1	1	139	0.96	84	0.64	96	0.76	90	0.77	
2	2	194	1.34	148	1.12	171	1.35	147	1.26	
3	3	302	2.08	295	2.24	247	1.96	249	2.14	
4	4	427	2.94	337	2.56	363	2.87	305	2.62	
5	5	1512	10.43	1245	9.45	1229	9.73	1132	9.73	
6	6	1087	7.50	899	6.82	884	7.00	862	7.41	
7	7	2154	14.85	1869	14.19	1750	13.85	1667	14.33	
8	8	3069	21.16	2813	21.35	2669	21.13	2405	20.68	
9	9	2418	16.67	2353	17.86	2220	17.57	2007	17.25	
10	10	2493	17.19	2531	19.21	2428	19.22	2195	18.87	
Weighted										
Value	Formatted Value	Count	Q1 Percent	Count	Q2 Percent	Count	Q3 Percent	Count	Q4 Percent	Count
.	Did not answer	224802	3.31	242293	3.58	225812	3.26	307944	4.37	
A	Invalid multiple responses	17158	0.25	25791	0.38	10838	0.16	15486	0.22	
0	0	95588	1.41	64933	0.96	81344	1.17	54930	0.78	
1	1	56750	0.84	46647	0.69	51502	0.74	46026	0.65	
2	2	86936	1.28	67766	1.00	93217	1.35	73234	1.04	
3	3	136997	2.02	132549	1.96	128461	1.85	139423	1.98	
4	4	189349	2.79	157121	2.32	183611	2.65	177632	2.52	
5	5	685892	10.11	632378	9.34	665414	9.60	668261	9.48	
6	6	449693	6.63	451473	6.67	473168	6.83	483771	6.87	
7	7	913612	13.47	910856	13.46	885281	12.78	940940	13.35	
8	8	1389867	20.49	1373484	20.29	1337235	19.30	1430632	20.30	
9	9	1170399	17.25	1208465	17.86	1282539	18.51	1252376	17.77	
10	10	1366412	20.14	1454296	21.49	1509553	21.79	1455615	20.66	

H03053 -									
In next year: likely to disenroll in TRICARE Prime									
Unweighted									
Value	Formatted Value	Q1		Q2		Q3		Q4	
		Count	Percent	Count	Percent	Count	Percent	Count	Percent
.	Did not answer	658	4.54	603	4.58	550	4.35	440	3.78
A	Invalid multiple responses	34	0.23	37	0.28	30	0.24	44	0.38
D	Not sure	1139	7.85	1007	7.64	1003	7.94	891	7.66
N	Not currently enrolled in TRICARE Prime	3987	27.49	3603	27.35	3457	27.36	3315	28.50
1	Very unlikely	5726	39.48	5215	39.59	5066	40.10	4679	40.23
2	Unlikely	1942	13.39	1796	13.63	1589	12.58	1415	12.16
3	Neither likely nor unlikely	491	3.39	452	3.43	456	3.61	410	3.52
4	Likely	261	1.80	188	1.43	197	1.56	154	1.32
5	Very likely	265	1.83	273	2.07	285	2.26	284	2.44
Weighted									
Value	Formatted Value	Q1		Q2		Q3		Q4	
		Count	Percent	Count	Percent	Count	Percent	Count	Percent
.	Did not answer	405432	5.98	394134	5.82	386802	5.58	325884	4.62
A	Invalid multiple responses	16967	0.25	29097	0.43	14635	0.21	31425	0.45
D	Not sure	483492	7.13	494093	7.30	552847	7.98	550110	7.81
N	Not currently enrolled in TRICARE Prime	2614322	38.54	2482816	36.68	250458	36.15	2574402	36.54
1	Very unlikely	2132991	31.44	2186451	32.31	224320	32.38	2362648	33.53
2	Unlikely	736830	10.86	760073	11.23	758025	10.94	742906	10.54
3	Neither likely nor unlikely	195728	2.89	215471	3.18	219887	3.17	222863	3.16
4	Likely	105947	1.56	86189	1.27	94020	1.36	84609	1.20
5	Very likely	91747	1.35	119730	1.77	153973	2.22	151424	2.15

H03054 - Not sick/pregnant: last medical or physical exam or checkup									
Unweighted									
Value	Formatted Value	Q1		Q2		Q3		Q4	
		Count	Percent	Count	Percent	Count	Percent	Count	Percent
.	Did not answer	146	1.01	13174	100.00	12633	100.00	11632	100.00
A	Invalid multiple responses	22	0.15
1	Never had a general physical or checkup	470	3.24
2	5 or more years ago	1026	7.07
3	More than 2 but less than 5 years ago	1664	11.47
4	1 to 2 years ago	3139	21.64
5	Less than 12 months ago	8036	55.41

Weighted									
Value	Formatted Value	Q1		Q2		Q3		Q4	
		Count	Percent	Count	Percent	Count	Percent	Count	Percent
.	Did not answer	80434	1.19	6768054	100.00	6927975	100.00	7046270	100.00
A	Invalid multiple responses	10982	0.16
1	Never had a general physical or checkup	207132	3.05
2	5 or more years ago	461213	6.80
3	More than 2 but less than 5 years ago	765346	11.28
4	1 to 2 years ago	1412375	20.82
5	Less than 12 months ago	3845973	56.70

H03055 - Blood pressure: when last reading									
Unweighted									
Value	Formatted Value	Q1		Q2		Q3		Q4	
		Count	Percent	Count	Percent	Count	Percent	Count	Percent
.	Did not answer	116	0.80	133	1.01	147	1.16	395	3.40
A	Invalid multiple responses	11	0.08	8	0.06	3	0.02	7	0.06
1	More than 2 years ago	405	2.79	364	2.76	370	2.93	313	2.69
2	1 to 2 years ago	979	6.75	862	6.54	812	6.43	658	5.66
3	Less than 12 months ago	12992	89.58	11807	89.62	11301	89.46	10259	88.20

Weighted									
Value	Formatted Value	Q1		Q2		Q3		Q4	
		Count	Percent	Count	Percent	Count	Percent	Count	Percent
.	Did not answer	54257	0.80	73699	1.09	80643	1.16	262912	3.73
A	Invalid multiple responses	7187	0.11	3306	0.05	412	0.01	4823	0.07
1	More than 2 years ago	194921	2.87	186008	2.75	209817	3.03	208681	2.96
2	1 to 2 years ago	445166	6.56	451334	6.67	439657	6.35	386006	5.48
3	Less than 12 months ago	6081924	89.66	6053707	89.45	6197447	89.46	6183848	87.76

H03056 - Blood pressure: know if blood pressure is too high or not											
Unweighted											
Value	Formatted Value	Count	Q1 Percent	Count	Q2 Percent	Count	Q3 Percent	Count	Q4 Percent	Count	Percent
.	Did not answer	156	1.08	148	1.12	157	1.24	374	3.22		
A	Invalid multiple responses	2	0.01	10	0.08	19	0.15	11	0.09		
1	Yes, it's too high	2461	16.97	2217	16.83	2247	17.79	1952	16.78		
2	No, it's not too high	10846	74.78	9945	75.49	9399	74.40	8588	73.83		
3	Don't Know	1038	7.16	854	6.48	811	6.42	707	6.08		
Weighted											
Value	Formatted Value	Count	Q1 Percent	Count	Q2 Percent	Count	Q3 Percent	Count	Q4 Percent	Count	Percent
.	Did not answer	82523	1.22	84045	1.24	90144	1.30	243919	3.46		
A	Invalid multiple responses	1535	0.02	5707	0.08	11324	0.16	8660	0.12		
1	Yes, it's too high	1286846	18.97	1274037	18.82	1373901	19.83	1301828	18.48		
2	No, it's not too high	4958412	73.10	4990120	73.73	5002226	72.20	5076627	72.05		
3	Don't Know	454140	6.69	414144	6.12	450380	6.50	415235	5.89		

H03057 - When did you last have a cholesterol screening											
Unweighted											
Value	Formatted Value	Count	Q1 Percent	Count	Q2 Percent	Count	Q3 Percent	Count	Q4 Percent	Count	Percent
.	Did not answer	154	1.06	162	1.23	173	1.37	378	3.25		
A	Invalid multiple responses	12	0.08	15	0.11	7	0.06	3	0.03		
1	Never had a cholesterol screening	2233	15.40	1975	14.99	1783	14.11	1553	13.35		
2	5 or more years ago	702	4.84	611	4.64	490	3.88	457	3.93		
3	More than 2 but less than 5 years ago	1506	10.38	1258	9.55	1128	8.93	979	8.42		
4	1 to 2 years ago	2442	16.84	2240	17.00	2205	17.45	1978	17.00		
5	Less than 12 months ago	7454	51.40	6913	52.47	6847	54.20	6284	54.02		
Weighted											
Value	Formatted Value	Count	Q1 Percent	Count	Q2 Percent	Count	Q3 Percent	Count	Q4 Percent	Count	Percent
.	Did not answer	77487	1.14	86198	1.27	97254	1.40	246024	3.49		
A	Invalid multiple responses	2979	0.04	6418	0.09	5071	0.07	954	0.01		
1	Never had a cholesterol screening	918898	13.55	914411	13.51	884909	12.77	868236	12.32		
2	5 or more years ago	306074	4.51	293484	4.34	254477	3.67	264824	3.76		
3	More than 2 but less than 5 years ago	648933	9.57	576180	8.51	582653	8.41	539074	7.65		
4	1 to 2 years ago	1098899	16.20	1113691	16.46	1132605	16.35	1123978	15.95		
5	Less than 12 months ago	3730186	54.99	3777672	55.82	3971006	57.32	4003180	56.81		

H03058 - When did you last have a flu shot										
Unweighted										
Value	Formatted Value	Count	Q1 Percent	Count	Q2 Percent	Count	Q3 Percent	Count	Q4 Percent	Percent
.	Did not answer	114	0.79	129	0.98	164	1.30	372	3.20	
A	Invalid multiple responses	5	0.03	8	0.06	7	0.06	6	0.05	
1	Never had a flu shot	2777	19.15	2601	19.74	2355	18.64	2134	18.35	
2	More than 2 years ago	2198	15.16	2113	16.04	2080	16.46	1770	15.22	
3	1 to 2 years ago	1661	11.45	1406	10.67	1441	11.41	2157	18.54	
4	Less than 12 months ago	7748	53.42	6917	52.50	6586	52.13	5193	44.64	
Weighted										
Value	Formatted Value	Count	Q1 Percent	Count	Q2 Percent	Count	Q3 Percent	Count	Q4 Percent	Percent
.	Did not answer	56161	0.83	65653	0.97	85810	1.24	244318	3.47	
A	Invalid multiple responses	2675	0.04	4741	0.07	2866	0.04	4327	0.06	
1	Never had a flu shot	1172020	17.28	1146853	16.95	1171600	16.91	1143799	16.23	
2	More than 2 years ago	1015963	14.98	1093367	16.15	1094575	15.80	1028175	14.59	
3	1 to 2 years ago	752967	11.10	719035	10.62	776289	11.21	1329605	18.87	
4	Less than 12 months ago	3783670	55.78	3738405	55.24	3796835	54.80	3296046	46.78	

H03059 - Smoked at least 100 cigarettes in life										
Unweighted										
Value	Formatted Value	Count	Q1 Percent	Count	Q2 Percent	Count	Q3 Percent	Count	Q4 Percent	Percent
.	Did not answer	117	0.81	162	1.23	148	1.17	355	3.05	
A	Invalid multiple responses	6	0.04	4	0.03	2	0.02	4	0.03	
D	Don't Know	168	1.16	155	1.18	120	0.95	103	0.89	
1	Yes	6412	44.21	5751	43.65	5709	45.19	5059	43.49	
2	No	7800	53.78	7102	53.91	6654	52.67	6111	52.54	
Weighted										
Value	Formatted Value	Count	Q1 Percent	Count	Q2 Percent	Count	Q3 Percent	Count	Q4 Percent	Percent
.	Did not answer	66304	0.98	86282	1.27	84753	1.22	228102	3.24	
A	Invalid multiple responses	1944	0.03	814	0.01	274	0.00	6003	0.09	
D	Don't Know	81277	1.20	75202	1.11	66168	0.96	56554	0.80	
1	Yes	3276310	48.30	3180118	46.99	3328209	48.04	3293362	46.74	
2	No	3357621	49.50	3425638	50.61	3448571	49.78	3462249	49.14	

2003 HEALTH CARE SURVEY OF DOD BENEFICIARIES – FINAL

H03060 - Smoke everyday, some days, or not at all										
Unweighted										
Value	Formatted Value	Count	Q1 Percent	Count	Q2 Percent	Count	Q3 Percent	Count	Q4 Percent	Percent
.	Did not answer	277	1.91	251	1.91	218	1.73	401	3.45	
A	Invalid multiple responses	1	0.01	2	0.02	3	0.02	2	0.02	
C	Should be skipped	945	6.52	960	7.29	556	4.40	481	4.14	
D	Don't know	6	0.04	7	0.05	8	0.06	7	0.06	
N	Valid skip	7023	48.42	6297	47.80	6218	49.22	5733	49.29	
2	Not at all	3915	26.99	3639	27.62	3525	27.90	3170	27.25	
3	Some days	642	4.43	503	3.82	565	4.47	463	3.98	
4	Every day	1694	11.68	1515	11.50	1540	12.19	1375	11.82	

Weighted										
Value	Formatted Value	Count	Q1 Percent	Count	Q2 Percent	Count	Q3 Percent	Count	Q4 Percent	Percent
.	Did not answer	146565	2.16	138529	2.05	127925	1.85	265391	3.77	
A	Invalid multiple responses	1148	0.02	630	0.01	416	0.01	1944	0.03	
C	Should be skipped	452892	6.68	508851	7.52	320048	4.62	297731	4.23	
D	Don't know	2694	0.04	3087	0.05	3176	0.05	2898	0.04	
N	Valid skip	2986006	44.02	2991989	44.21	3194691	46.11	3221072	45.71	
2	Not at all	2074845	30.59	2084422	30.80	2133023	30.79	2100205	29.81	
3	Some days	299197	4.41	250690	3.70	300488	4.34	292282	4.15	
4	Every day	820108	12.09	789855	11.67	848207	12.24	864748	12.27	

H03061 - How long since you quit smoking										
Unweighted										
Value	Formatted Value	Count	Q1 Percent	Count	Q2 Percent	Count	Q3 Percent	Count	Q4 Percent	Percent
.	Did not answer	379	2.61	357	2.71	316	2.50	465	4.00	
A	Invalid multiple responses	5	0.03	1	0.01	1	0.01	3	0.03	
C	Should be skipped	522	3.60	436	3.31	303	2.40	271	2.33	
D	Don't know	112	0.77	112	0.85	117	0.93	88	0.76	
N	Valid skip	9787	67.48	8846	67.15	8577	67.89	7785	66.93	
2	12 months or more	3354	23.13	3153	23.93	3065	24.26	2803	24.10	
3	Less than 12 months	344	2.37	269	2.04	254	2.01	217	1.87	

Weighted										
Value	Formatted Value	Count	Q1 Percent	Count	Q2 Percent	Count	Q3 Percent	Count	Q4 Percent	Percent
.	Did not answer	212460	3.13	200063	2.96	186882	2.70	306912	4.36	
A	Invalid multiple responses	1951	0.03	209	0.00	371	0.01	1663	0.02	
C	Should be skipped	239935	3.54	237303	3.51	180938	2.61	176706	2.51	
D	Don't know	62396	0.92	71682	1.06	68783	0.99	70910	1.01	
N	Valid skip	4319931	63.68	4306999	63.64	4483939	64.72	4500416	63.87	
2	12 months or more	1807325	26.64	1829356	27.03	1870303	27.00	1868275	26.51	
3	Less than 12 months	139458	2.06	122441	1.81	136759	1.97	121388	1.72	

H03062 - Last year: number of visits advised to quit smoking										
Unweighted										
Value	Formatted Value	Q1		Q2		Q3		Q4		
		Count	Percent	Count	Percent	Count	Percent	Count	Percent	
.	Did not answer	395	2.72	414	3.14	360	2.85	508	4.37	
A	Invalid multiple responses	3	0.02	3	0.02	8	0.06	9	0.08	
C	Should be skipped	2717	18.73	1178	8.94	964	7.63	1015	8.73	
N	I had no visits in the last 12 months	8831	60.89	9538	72.40	9153	72.45	8245	70.88	
1	None	885	6.10	660	5.01	720	5.70	583	5.01	
2	1 visit	544	3.75	436	3.31	423	3.35	373	3.21	
3	2 to 4 visits	782	5.39	634	4.81	694	5.49	605	5.20	
4	5 to 9 visits	208	1.43	202	1.53	177	1.40	179	1.54	
5	10 or more visits	138	0.95	109	0.83	134	1.06	115	0.99	

Weighted										
Value	Formatted Value	Q1		Q2		Q3		Q4		
		Count	Percent	Count	Percent	Count	Percent	Count	Percent	
.	Did not answer	205830	3.03	234185	3.46	212444	3.07	332396	4.72	
A	Invalid multiple responses	1382	0.02	758	0.01	3770	0.05	5778	0.08	
C	Should be skipped	1345464	19.83	679271	10.04	588701	8.50	683519	9.70	
N	I had no visits in the last 12 months	4021747	59.29	4822454	71.25	4956014	71.54	4876866	69.21	
1	None	445457	6.57	353735	5.23	406770	5.87	390544	5.54	
2	1 visit	264232	3.90	228570	3.38	226927	3.28	224259	3.18	
3	2 to 4 visits	335914	4.95	303671	4.49	369492	5.33	359655	5.10	
4	5 to 9 visits	93594	1.38	93820	1.39	99419	1.44	104646	1.49	
5	10 or more visits	69837	1.03	51589	0.76	64438	0.93	68609	0.97	

H03063 - Are you male or female										
Unweighted										
Value	Formatted Value	Q1		Q2		Q3		Q4		
		Count	Percent	Count	Percent	Count	Percent	Count	Percent	
.	Did not answer	109	0.75	144	1.09	146	1.16	355	3.05	
A	Invalid multiple responses	6	0.04	2	0.02	4	0.03	7	0.06	
1	Male	7071	48.76	6223	47.24	5983	47.36	5450	46.85	
2	Female	7317	50.45	6805	51.65	6500	51.45	5820	50.03	

Weighted										
Value	Formatted Value	Q1		Q2		Q3		Q4		
		Count	Percent	Count	Percent	Count	Percent	Count	Percent	
.	Did not answer	54669	0.81	83685	1.24	77630	1.12	228325	3.24	
A	Invalid multiple responses	3412	0.05	1422	0.02	971	0.01	2196	0.03	
1	Male	3466387	51.10	3417709	50.50	3442031	49.68	3553111	50.43	
2	Female	3258988	48.04	3265237	48.24	3407343	49.18	3262638	46.30	

H03064 - Male: Last prostate disease exam or blood test									
Unweighted									
Value	Formatted Value	Count	Q1 Percent	Count	Q2 Percent	Count	Q3 Percent	Count	Q4 Percent
.	Did not answer	66	0.46	90	0.68	65	0.51	171	1.47
A	Invalid multiple responses	8	0.06	5	0.04	7	0.06	7	0.06
C	Should be skipped	441	3.04	459	3.48	449	3.55	400	3.44
N	Valid skip	6933	47.80	6424	48.76	6130	48.52	5616	48.28
1	Never had a prostate gland examination	1959	13.51	1641	12.46	1607	12.72	1345	11.56
2	5 or more years ago	403	2.78	393	2.98	360	2.85	344	2.96
3	More than 2 but less than 5 years ago	817	5.63	676	5.13	624	4.94	540	4.64
4	1 to 2 years ago	1109	7.65	964	7.32	905	7.16	882	7.58
5	Within the last 12 months	2767	19.08	2522	19.14	2486	19.68	2327	20.01
Weighted									
Value	Formatted Value	Count	Q1 Percent	Count	Q2 Percent	Count	Q3 Percent	Count	Q4 Percent
.	Did not answer	34489	0.51	50856	0.75	27577	0.40	114820	1.63
A	Invalid multiple responses	7825	0.12	3265	0.05	3424	0.05	3492	0.05
C	Should be skipped	202483	2.98	202570	2.99	228874	3.30	227450	3.23
N	Valid skip	3086803	45.50	3109515	45.94	3224303	46.54	3153873	44.76
1	Never had a prostate gland examination	824028	12.15	777631	11.49	820989	11.85	779796	11.07
2	5 or more years ago	184025	2.71	187179	2.77	202218	2.92	212525	3.02
3	More than 2 but less than 5 years ago	370740	5.47	348608	5.15	333195	4.81	325794	4.62
4	1 to 2 years ago	547095	8.07	518245	7.66	543686	7.85	580109	8.23
5	Within the last 12 months	1525968	22.50	1570186	23.20	1543709	22.28	1648411	23.39

H03065 - Female: Last have a Pap smear test										
Unweighted										
Value	Formatted Value	Q1		Q2		Q3		Q4		
		Count	Percent	Count	Percent	Count	Percent	Count	Percent	
.	Did not answer	89	0.61	116	0.88	197	1.56	289	2.48	
A	Invalid multiple responses	6	0.04	4	0.03	2	0.02	4	0.03	
C	Should be skipped	242	1.67	229	1.74	126	1.00	68	0.58	
N	Valid skip	6887	47.49	6062	46.01	5928	46.92	5548	47.70	
1	Never had a Pap smear test	124	0.85	124	0.94	107	0.85	80	0.69	
2	5 or more years ago	369	2.54	339	2.57	337	2.67	320	2.75	
3	More than 3 but less than 5 years ago	252	1.74	261	1.98	221	1.75	204	1.75	
4	1 to 3 years ago	1716	11.83	1618	12.28	1550	12.27	1403	12.06	
5	Within the last 12 months	4818	33.22	4421	33.56	4165	32.97	3716	31.95	

Weighted										
Value	Formatted Value	Q1		Q2		Q3		Q4		
		Count	Percent	Count	Percent	Count	Percent	Count	Percent	
.	Did not answer	45733	0.67	63885	0.94	111274	1.61	178836	2.54	
A	Invalid multiple responses	2200	0.03	1052	0.02	840	0.01	3507	0.05	
C	Should be skipped	130915	1.93	138792	2.05	82361	1.19	49100	0.70	
N	Valid skip	3363255	49.58	3317177	49.01	3392437	48.97	3615847	51.32	
1	Never had a Pap smear test	56602	0.83	67131	0.99	61177	0.88	52167	0.74	
2	5 or more years ago	227678	3.36	222838	3.29	239437	3.46	221535	3.14	
3	More than 3 but less than 5 years ago	129069	1.90	165497	2.45	116549	1.68	144269	2.05	
4	1 to 3 years ago	802158	11.83	803362	11.87	847708	12.24	816225	11.58	
5	Within the last 12 months	2025846	29.86	1988320	29.38	2076191	29.97	1964784	27.88	

H03066 - Female: Are you under age 40											
Unweighted											
Value	Formatted Value	Count	Q1		Q2		Q3		Q4		
			Count	Percent	Count	Percent	Count	Percent	Count	Percent	
C	Should be skipped	731	5.04	720	5.47	369	2.92	229	1.97		
N	Valid skip	6398	44.12	5571	42.29	5685	45.00	5387	46.31		
1	Yes	3080	21.24	2853	21.66	2648	20.96	2482	21.34		
2	No	4294	29.61	4030	30.59	3931	31.12	3534	30.38		

Weighted											
Value	Formatted Value	Count	Q1		Q2		Q3		Q4		
			Count	Percent	Count	Percent	Count	Percent	Count	Percent	
C	Should be skipped	403427	5.95	440104	6.50	229398	3.31	160554	2.28		
N	Valid skip	3090743	45.56	3015865	44.56	3245401	46.84	3504393	49.73		
1	Yes	1039844	15.33	1077235	15.92	1080750	15.60	1163109	16.51		
2	No	2249442	33.16	2234850	33.02	2372427	34.24	2218214	31.48		

H03067 - Female: Last time breasts checked mammography									
Unweighted									
Value	Formatted Value	Q1		Q2		Q3		Q4	
		Count	Percent	Count	Percent	Count	Percent	Count	Percent
.	Did not answer	126	0.87	175	1.33	196	1.55	130	1.12
A	Invalid multiple responses	6	0.04	6	0.05	4	0.03	8	0.07
C	Should be skipped	814	5.61	942	7.15	810	6.41	324	2.79
N	Valid skip	9395	64.78	8202	62.26	7892	62.47	7774	66.83
1	Never had a mammogram	246	1.70	218	1.65	241	1.91	206	1.77
2	More than 5 years ago	187	1.29	159	1.21	164	1.30	136	1.17
3	More than 2 less than 5 years ago	305	2.10	279	2.12	261	2.07	256	2.20
4	1 to 2 years ago	825	5.69	759	5.76	759	6.01	726	6.24
5	Within the last 12 months	2599	17.92	2434	18.48	2306	18.25	2072	17.81

Weighted									
Value	Formatted Value	Q1		Q2		Q3		Q4	
		Count	Percent	Count	Percent	Count	Percent	Count	Percent
.	Did not answer	70489	1.04	98029	1.45	124864	1.80	84095	1.19
A	Invalid multiple responses	3225	0.05	1847	0.03	3187	0.05	5452	0.08
C	Should be skipped	313220	4.62	377231	5.57	368997	5.33	168407	2.39
N	Valid skip	4220794	62.22	4155973	61.41	4186551	60.43	4659649	66.13
1	Never had a mammogram	123325	1.82	115721	1.71	140575	2.03	116457	1.65
2	More than 5 years ago	113055	1.67	104860	1.55	93019	1.34	91046	1.29
3	More than 2 less than 5 years ago	152751	2.25	166056	2.45	171229	2.47	176505	2.50
4	1 to 2 years ago	406518	5.99	411524	6.08	451532	6.52	443254	6.29
5	Within the last 12 months	1380079	20.34	1336812	19.75	1388020	20.04	1301407	18.47

H03068 - Female: Last time breast exam by professional									
Unweighted									
Value	Formatted Value	Q1		Q2		Q3		Q4	
		Count	Percent	Count	Percent	Count	Percent	Count	Percent
.	Did not answer	129	0.89	182	1.38	203	1.61	138	1.19
A	Invalid multiple responses	3	0.02	7	0.05	4	0.03	2	0.02
C	Should be skipped	836	5.76	912	6.92	783	6.20	274	2.36
N	Valid skip	9373	64.63	8232	62.49	7919	62.69	7824	67.26
1	Never had a breast exam	61	0.42	68	0.52	63	0.50	52	0.45
2	5 or more years ago	200	1.38	169	1.28	143	1.13	166	1.43
3	More than 2 less than 5 years ago	305	2.10	302	2.29	266	2.11	238	2.05
4	1 to 2 years ago	749	5.16	716	5.43	686	5.43	675	5.80
5	Within the last 12 months	2847	19.63	2586	19.63	2566	20.31	2263	19.45

Weighted									
Value	Formatted Value	Q1		Q2		Q3		Q4	
		Count	Percent	Count	Percent	Count	Percent	Count	Percent
.	Did not answer	75031	1.11	107004	1.58	133191	1.92	88647	1.26
A	Invalid multiple responses	1113	0.02	9854	0.15	2262	0.03	1299	0.02
C	Should be skipped	325832	4.80	364785	5.39	352863	5.09	136539	1.94
N	Valid skip	4208182	62.04	4168419	61.59	4202686	60.66	4691517	66.58
1	Never had a breast exam	32283	0.48	42349	0.63	46727	0.67	42413	0.60
2	5 or more years ago	125132	1.84	118644	1.75	97377	1.41	115802	1.64
3	More than 2 less than 5 years ago	158958	2.34	180922	2.67	162163	2.34	160019	2.27
4	1 to 2 years ago	382601	5.64	377018	5.57	397767	5.74	422309	5.99
5	Within the last 12 months	1474324	21.73	1399057	20.67	1532940	22.13	1387726	19.69

H03069 - Female: Been pregnant in last year or pregnant now									
Unweighted									
Value	Formatted Value	Q1		Q2		Q3		Q4	
		Count	Percent	Count	Percent	Count	Percent	Count	Percent
.	Did not answer	165	1.14	207	1.57	230	1.82	362	3.11
C	Should be skipped	223	1.54	132	1.00	85	0.67	44	0.38
N	Valid skip	6906	47.62	6159	46.75	5969	47.25	5572	47.90
1	Yes, currently pregnant	270	1.86	234	1.78	191	1.51	194	1.67
2	No, not currently pregnant but have been	361	2.49	435	3.30	437	3.46	412	3.54
3	No, not currently pregnant/have not been	6578	45.36	6007	45.60	5721	45.29	5048	43.40

Weighted									
Value	Formatted Value	Q1		Q2		Q3		Q4	
		Count	Percent	Count	Percent	Count	Percent	Count	Percent
.	Did not answer	83063	1.22	124393	1.84	143915	2.08	239902	3.40
C	Should be skipped	111575	1.64	70917	1.05	55522	0.80	30203	0.43
N	Valid skip	3382595	49.87	3385051	50.02	3419276	49.35	3634744	51.58
1	Yes, currently pregnant	89191	1.31	82660	1.22	73846	1.07	91820	1.30
2	No, not currently pregnant but have been	116870	1.72	157496	2.33	189981	2.74	194142	2.76
3	No, not currently pregnant/have not been	3000161	44.23	2947536	43.55	3045434	43.96	2855459	40.52

H03070 - Female: In what trimester is your pregnancy										
Unweighted										
Value	Formatted Value	Count	Q1 Percent	Count	Q2 Percent	Count	Q3 Percent	Count	Q4 Percent	Count
.	Did not answer	194	1.34	210	1.59	231	1.83	362	3.11	
A	Invalid multiple responses	1	0.01					1	0.01	
C	Should be skipped	272	1.88	11	0.08	15	0.12	11	0.09	
N	Valid skip	13796	95.13	12722	96.57	12197	96.55	11065	95.13	
1	First trimester	53	0.37	48	0.36	36	0.28	44	0.38	
2	Second trimester	89	0.61	86	0.65	66	0.52	58	0.50	
3	Third trimester	98	0.68	97	0.74	88	0.70	91	0.78	

Weighted										
Value	Formatted Value	Count	Q1 Percent	Count	Q2 Percent	Count	Q3 Percent	Count	Q4 Percent	Count
.	Did not answer	93072	1.37	126654	1.87	144007	2.08	239902	3.40	
A	Invalid multiple responses	162	0.00					157	0.00	
C	Should be skipped	95136	1.40	4909	0.07	7582	0.11	8974	0.13	
N	Valid skip	6516065	96.06	6556092	96.87	6702632	96.75	6705575	95.16	
1	First trimester	21503	0.32	13181	0.19	14751	0.21	20016	0.28	
2	Second trimester	31764	0.47	27854	0.41	23785	0.34	30536	0.43	
3	Third trimester	25754	0.38	39363	0.58	35218	0.51	41111	0.58	

H03071 - Female: Trimester first received prenatal care										
Unweighted										
Value	Formatted Value	Count	Q1 Percent	Count	Q2 Percent	Count	Q3 Percent	Count	Q4 Percent	Count
.	Did not answer	191	1.32	228	1.73	263	2.08	413	3.55	
A	Invalid multiple responses	2	0.01	2	0.02	1	0.01	2	0.02	
C	Should be skipped	234	1.61	40	0.30	52	0.41	25	0.21	
N	Valid skip	13473	92.90	12258	93.05	11723	92.80	10639	91.46	
1	Did not receive prenatal care	20	0.14	27	0.20	33	0.26	30	0.26	
2	Third trimester	2	0.01	3	0.02	3	0.02	2	0.02	
3	Second trimester	45	0.31	50	0.38	49	0.39	42	0.36	
4	First trimester	536	3.70	566	4.30	509	4.03	479	4.12	

Weighted										
Value	Formatted Value	Count	Q1 Percent	Count	Q2 Percent	Count	Q3 Percent	Count	Q4 Percent	Count
.	Did not answer	92390	1.36	133402	1.97	159397	2.30	276284	3.92	
A	Invalid multiple responses	675	0.01	326	0.00	908	0.01	585	0.01	
C	Should be skipped	94296	1.39	22580	0.33	27650	0.40	14426	0.20	
N	Valid skip	6400035	94.35	6380925	94.28	6492583	93.72	6505980	92.33	
1	Did not receive prenatal care	6072	0.09	10935	0.16	22497	0.32	12821	0.18	
2	Third trimester	154	0.00	775	0.01	2359	0.03	1899	0.03	
3	Second trimester	15510	0.23	17010	0.25	21875	0.32	22500	0.32	
4	First trimester	174322	2.57	202100	2.99	200706	2.90	211774	3.01	

H03072 - In general how would you rate your overall health										
Unweighted										
Value	Formatted Value	Count	Q1 Percent	Count	Q2 Percent	Count	Q3 Percent	Count	Q4 Percent	Percent
.	Did not answer	104	0.72	56	0.43	118	0.93	266	2.29	
A	Invalid multiple responses	40	0.28	24	0.18	31	0.25	28	0.24	
1	Poor	337	2.32	293	2.22	251	1.99	282	2.42	
2	Fair	1520	10.48	1395	10.59	1394	11.03	1155	9.93	
3	Good	5132	35.39	4421	33.56	4244	33.59	3868	33.25	
4	Very Good	5213	35.94	4884	37.07	4616	36.54	4166	35.81	
5	Excellent	2157	14.87	2101	15.95	1979	15.67	1867	16.05	
Weighted										
Value	Formatted Value	Count	Q1 Percent	Count	Q2 Percent	Count	Q3 Percent	Count	Q4 Percent	Percent
.	Did not answer	51077	0.75	36164	0.53	54578	0.79	166482	2.36	
A	Invalid multiple responses	20188	0.30	12814	0.19	17755	0.26	16781	0.24	
1	Poor	209100	3.08	183363	2.71	156824	2.26	200023	2.84	
2	Fair	819664	12.08	847371	12.52	865844	12.50	801883	11.38	
3	Good	2479436	36.55	2341151	34.59	2397729	34.61	2354411	33.41	
4	Very Good	2301531	33.93	2365448	34.95	2420969	34.94	2446052	34.71	
5	Excellent	902460	13.30	981744	14.51	1014276	14.64	1060638	15.05	

H03073 - Limited in any way in any activities because of any impairment or health problem										
Unweighted										
Value	Formatted Value	Count	Q1 Percent	Count	Q2 Percent	Count	Q3 Percent	Count	Q4 Percent	Percent
.	Did not answer	141	0.97	155	1.18	180	1.42	286	2.46	
A	Invalid multiple responses	16	0.11	9	0.07	10	0.08	5	0.04	
1	Yes	4021	27.73	3507	26.62	3501	27.71	3179	27.33	
2	No	10325	71.19	9503	72.13	8942	70.78	8162	70.17	
Weighted										
Value	Formatted Value	Count	Q1 Percent	Count	Q2 Percent	Count	Q3 Percent	Count	Q4 Percent	Percent
.	Did not answer	76653	1.13	101843	1.50	100350	1.45	186009	2.64	
A	Invalid multiple responses	8491	0.13	5045	0.07	4737	0.07	2925	0.04	
1	Yes	2148424	31.67	2021046	29.86	2099023	30.30	2068361	29.35	
2	No	4549888	67.07	4640120	68.56	4723865	68.19	4788976	67.96	

2003 HEALTH CARE SURVEY OF DOD BENEFICIARIES – FINAL

H03074 - Last 30 days: Number of Days when your physical health not good										
Unweighted										
Value	Formatted Value	Count	Q1 Percent	Count	Q2 Percent	Count	Q3 Percent	Count	Q4 Percent	
.	Did not answer	247	1.70	197	1.50	253	2.00	376	3.23	
A	Invalid multiple responses	79	0.54	77	0.58	58	0.46	61	0.52	
0	0	6098	42.05	6094	46.26	5927	46.92	5198	44.69	
1	1	900	6.21	804	6.10	902	7.14	827	7.11	
2	2	1179	8.13	1032	7.83	1174	9.29	1031	8.86	
3	3	1493	10.29	1100	8.35	756	5.98	768	6.60	
4	4	376	2.59	341	2.59	391	3.10	373	3.21	
5	5	537	3.70	480	3.64	518	4.10	508	4.37	
6	6	531	3.66	357	2.71	168	1.33	173	1.49	
7	7	267	1.84	250	1.90	290	2.30	255	2.19	
8	8	88	0.61	88	0.67	82	0.65	59	0.51	
9	9	204	1.41	155	1.18	38	0.30	43	0.37	
10	10	405	2.79	399	3.03	385	3.05	352	3.03	
11	11	18	0.12	17	0.13	19	0.15	17	0.15	
12	12	195	1.34	125	0.95	51	0.40	53	0.46	
13	13	15	0.10	7	0.05	20	0.16	15	0.13	
14	14	96	0.66	97	0.74	107	0.85	117	1.01	
15	15	340	2.34	296	2.25	270	2.14	232	1.99	
16	16	32	0.22	34	0.26	32	0.25	30	0.26	
17	17	14	0.10	16	0.12	18	0.14	20	0.17	
18	18	33	0.23	30	0.23	23	0.18	20	0.17	
19	19	25	0.17	24	0.18	7	0.06	9	0.08	
20	20	183	1.26	153	1.16	134	1.06	151	1.30	
21	21	45	0.31	42	0.32	31	0.25	38	0.33	
22	22	15	0.10	14	0.11	10	0.08	12	0.10	
23	23	19	0.13	25	0.19	11	0.09	14	0.12	
24	24	23	0.16	10	0.08	17	0.13	19	0.16	
25	25	64	0.44	48	0.36	68	0.54	55	0.47	
26	26	22	0.15	19	0.14	20	0.16	14	0.12	
27	27	13	0.09	8	0.06	20	0.16	7	0.06	
28	28	11	0.08	23	0.17	20	0.16	19	0.16	
29	29	48	0.33	36	0.27	7	0.06	7	0.06	
30	30	888	6.12	776	5.89	806	6.38	759	6.53	

2003 HEALTH CARE SURVEY OF DOD BENEFICIARIES – FINAL

Value	Formatted Value	Weighted							
		Q1		Q2		Q3		Q4	
		Count	Percent	Count	Percent	Count	Percent	Count	Percent
.	Did not answer	132655	1.96	128196	1.89	144512	2.09	251176	3.56
A	Invalid multiple responses	38132	0.56	44719	0.66	32290	0.47	36568	0.52
0	0	2834649	41.79	3101346	45.82	3227386	46.58	3180589	45.14
1	1	397249	5.86	364476	5.39	442419	6.39	465914	6.61
2	2	495925	7.31	473804	7.00	618432	8.93	612606	8.69
3	3	651994	9.61	536091	7.92	391673	5.65	446545	6.34
4	4	1711179	2.52	189875	2.81	206688	2.98	185857	2.64
5	5	235307	3.47	248103	3.67	274633	3.96	300292	4.26
6	6	251904	3.71	176622	2.61	105095	1.52	98759	1.40
7	7	121226	1.79	127182	1.88	173680	2.51	164928	2.34
8	8	47091	0.69	45932	0.68	44846	0.65	36802	0.52
9	9	92212	1.36	80561	1.19	25392	0.37	26256	0.37
10	10	195665	2.88	210172	3.11	216339	3.12	220083	3.12
11	11	7193	0.11	7841	0.12	10721	0.15	7998	0.11
12	12	97495	1.44	62421	0.92	30831	0.45	30219	0.43
13	13	8320	0.12	1681	0.02	9630	0.14	6668	0.09
14	14	43986	0.65	52768	0.78	65581	0.95	72724	1.03
15	15	163119	2.40	165705	2.45	155564	2.25	155172	2.20
16	16	14764	0.22	20136	0.30	19268	0.28	16659	0.24
17	17	6811	0.10	6817	0.10	9609	0.14	11364	0.16
18	18	15035	0.22	15285	0.23	14125	0.20	13356	0.19
19	19	10498	0.15	16605	0.25	7786	0.11	6261	0.09
20	20	95132	1.40	84132	1.24	80510	1.16	85845	1.22
21	21	23861	0.35	24480	0.36	16402	0.24	19937	0.28
22	22	5752	0.08	7642	0.11	6013	0.09	7982	0.11
23	23	13920	0.21	12235	0.18	6547	0.09	11002	0.16
24	24	11055	0.16	5535	0.08	7050	0.10	11610	0.16
25	25	42281	0.62	24095	0.36	48253	0.70	32801	0.47
26	26	14339	0.21	7790	0.12	9004	0.13	7240	0.10
27	27	5135	0.08	5136	0.08	10826	0.16	4093	0.06
28	28	6424	0.09	13662	0.20	13028	0.19	11462	0.16
29	29	23297	0.34	22956	0.34	3034	0.04	3324	0.05
30	30	509853	7.52	484052	7.15	500807	7.23	504179	7.16

2003 HEALTH CARE SURVEY OF DOD BENEFICIARIES – FINAL

H03075 - Last 30 days: Number of Days when your mental health not good										
Unweighted										
Value	Formatted Value	Count	Q1 Percent	Count	Q2 Percent	Count	Q3 Percent	Count	Q4 Percent	Percent
.	Did not answer	248	1.71	167	1.27	233	1.84	393	3.38	
A	Invalid multiple responses	47	0.32	36	0.27	34	0.27	42	0.36	
0	0	9191	63.37	8087	61.39	7438	58.88	6760	58.12	
1	1	517	3.56	464	3.52	590	4.67	536	4.61	
2	2	700	4.83	641	4.87	789	6.25	708	6.09	
3	3	764	5.27	677	5.14	535	4.23	473	4.07	
4	4	245	1.69	243	1.84	270	2.14	240	2.06	
5	5	465	3.21	434	3.29	524	4.15	462	3.97	
6	6	236	1.63	227	1.72	129	1.02	122	1.05	
7	7	160	1.10	190	1.44	207	1.64	191	1.64	
8	8	65	0.45	79	0.60	54	0.43	52	0.45	
9	9	91	0.63	88	0.67	36	0.28	33	0.28	
10	10	394	2.72	424	3.22	431	3.41	391	3.36	
11	11	14	0.10	20	0.15	16	0.13	12	0.10	
12	12	78	0.54	89	0.68	41	0.32	28	0.24	
13	13	19	0.13	20	0.15	11	0.09	16	0.14	
14	14	41	0.28	64	0.49	68	0.54	59	0.51	
15	15	329	2.27	353	2.68	320	2.53	275	2.36	
16	16	24	0.17	28	0.21	24	0.19	22	0.19	
17	17	15	0.10	17	0.13	33	0.26	17	0.15	
18	18	25	0.17	14	0.11	16	0.13	22	0.19	
19	19	11	0.08	11	0.08	13	0.10	6	0.05	
20	20	155	1.07	160	1.21	163	1.29	163	1.40	
21	21	23	0.16	17	0.13	15	0.12	21	0.18	
22	22	16	0.11	16	0.12	13	0.10	11	0.09	
23	23	18	0.12	27	0.20	12	0.09	10	0.09	
24	24	10	0.07	8	0.06	8	0.06	12	0.10	
25	25	56	0.39	61	0.46	101	0.80	71	0.61	
26	26	18	0.12	19	0.14	15	0.12	9	0.08	
27	27	9	0.06	8	0.06	28	0.22	27	0.23	
28	28	19	0.13	16	0.12	20	0.16	23	0.20	
29	29	29	0.20	21	0.16	7	0.06	10	0.09	
30	30	471	3.25	448	3.40	439	3.48	415	3.57	

2003 HEALTH CARE SURVEY OF DOD BENEFICIARIES – FINAL

Value	Formatted Value	Weighted							
		Count	Q1 Percent	Count	Q2 Percent	Count	Q3 Percent	Count	Q4 Percent
.	Did not answer	128975	1.90	101932	1.51	135062	1.95	256553	3.64
A	Invalid multiple responses	23033	0.34	14719	0.22	20191	0.29	22604	0.32
0	0	4352143	64.16	4239788	62.64	4129322	59.60	4216912	59.85
1	1	208875	3.08	209232	3.09	280687	4.05	302813	4.30
2	2	311262	4.59	300792	4.44	392810	5.67	419231	5.95
3	3	332472	4.90	311445	4.60	281791	4.07	262389	3.72
4	4	117976	1.74	130855	1.93	138254	2.00	137672	1.95
5	5	193798	2.86	211039	3.12	283953	4.10	259089	3.68
6	6	98940	1.46	117562	1.74	65182	0.94	70000	0.99
7	7	71400	1.05	91362	1.35	110324	1.59	108387	1.54
8	8	29114	0.43	35204	0.52	30185	0.44	27518	0.39
9	9	43289	0.64	40572	0.60	19861	0.29	17298	0.25
10	10	178573	2.63	210305	3.11	234408	3.38	213025	3.02
11	11	8154	0.12	7936	0.12	7434	0.11	8216	0.12
12	12	33523	0.49	40490	0.60	28030	0.40	19508	0.28
13	13	6819	0.10	6927	0.10	4958	0.07	9018	0.13
14	14	18705	0.28	27522	0.41	49599	0.72	35436	0.50
15	15	151879	2.24	168812	2.49	187720	2.71	150807	2.14
16	16	11924	0.18	13338	0.20	13067	0.19	13482	0.19
17	17	6846	0.10	10234	0.15	17836	0.26	13263	0.19
18	18	10930	0.16	6501	0.10	10476	0.15	10203	0.14
19	19	2524	0.04	4658	0.07	8157	0.12	1721	0.02
20	20	73764	1.09	87732	1.30	82919	1.20	93004	1.32
21	21	12084	0.18	7955	0.12	10904	0.16	9616	0.14
22	22	5939	0.09	8397	0.12	6043	0.09	7965	0.11
23	23	8801	0.13	16316	0.24	4248	0.06	6439	0.09
24	24	5278	0.08	2751	0.04	5616	0.08	6385	0.09
25	25	27478	0.41	34910	0.52	60862	0.88	43198	0.61
26	26	9903	0.15	9351	0.14	9324	0.13	6199	0.09
27	27	5412	0.08	3437	0.05	14850	0.21	14877	0.21
28	28	10806	0.16	7225	0.11	11701	0.17	9752	0.14
29	29	14285	0.21	12468	0.18	6670	0.10	5393	0.08
30	30	268552	3.96	276288	4.08	265535	3.83	268296	3.81

2003 HEALTH CARE SURVEY OF DOD BENEFICIARIES – FINAL

H03076 - Last 30 days: Number of Days when poor physical/mental health kept you from doing usual activities										
Unweighted										
Value	Formatted Value	Count	Q1 Percent	Count	Q2 Percent	Count	Q3 Percent	Count	Q4 Percent	Percent
.	Did not answer	224	1.54	164	1.24	255	2.02	306	2.63	
A	Invalid multiple responses	50	0.34	38	0.29	43	0.34	38	0.33	
0	0	9626	66.37	8948	67.92	8584	67.95	7718	66.35	
1	1	666	4.59	549	4.17	601	4.76	521	4.48	
2	2	618	4.26	538	4.08	553	4.38	597	5.13	
3	3	674	4.65	542	4.11	374	2.96	378	3.25	
4	4	199	1.37	169	1.28	201	1.59	179	1.54	
5	5	323	2.23	272	2.06	284	2.25	307	2.64	
6	6	233	1.61	186	1.41	91	0.72	83	0.71	
7	7	142	0.98	144	1.09	168	1.33	105	0.90	
8	8	49	0.34	64	0.49	54	0.43	42	0.36	
9	9	73	0.50	69	0.52	28	0.22	21	0.18	
10	10	257	1.77	266	2.02	264	2.09	249	2.14	
11	11	9	0.06	5	0.04	7	0.06	8	0.07	
12	12	88	0.61	73	0.55	24	0.19	27	0.23	
13	13	8	0.06	12	0.09	14	0.11	9	0.08	
14	14	63	0.43	58	0.44	62	0.49	56	0.48	
15	15	275	1.90	242	1.84	191	1.51	188	1.62	
16	16	20	0.14	20	0.15	15	0.12	17	0.15	
17	17	12	0.08	15	0.11	16	0.13	18	0.15	
18	18	16	0.11	13	0.10	13	0.10	14	0.12	
19	19	13	0.09	6	0.05	4	0.03	7	0.06	
20	20	156	1.08	126	0.96	114	0.90	108	0.93	
21	21	18	0.12	19	0.14	30	0.24	29	0.25	
22	22	12	0.08	9	0.07	6	0.05	4	0.03	
23	23	22	0.15	16	0.12	4	0.03	9	0.08	
24	24	6	0.04	5	0.04	16	0.13	13	0.11	
25	25	47	0.32	48	0.36	63	0.50	58	0.50	
26	26	12	0.08	15	0.11	13	0.10	7	0.06	
27	27	6	0.04	7	0.05	17	0.13	13	0.11	
28	28	8	0.06	5	0.04	18	0.14	9	0.08	
29	29	28	0.19	22	0.17	3	0.02	7	0.06	
30	30	550	3.79	509	3.86	503	3.98	487	4.19	

2003 HEALTH CARE SURVEY OF DOD BENEFICIARIES – FINAL

Value	Formatted Value	Weighted							
		Q1		Q2		Q3		Q4	
		Count	Percent	Count	Percent	Count	Percent	Count	Percent
.	Did not answer	109895	1.62	104791	1.55	133041	1.92	205834	2.92
A	Invalid multiple responses	25464	0.38	22973	0.34	21296	0.31	19050	0.27
0	0	4518123	66.61	4570492	67.53	4688645	67.68	4663837	66.19
1	1	277454	4.09	237289	3.51	305290	4.41	310069	4.40
2	2	238034	3.51	255022	3.77	307097	4.43	351426	4.99
3	3	291554	4.30	249842	3.69	182665	2.64	210734	2.99
4	4	84607	1.25	91407	1.35	109131	1.58	106807	1.52
5	5	136327	2.01	147210	2.18	152227	2.20	170269	2.42
6	6	105709	1.56	106332	1.57	56497	0.82	49539	0.70
7	7	65900	0.97	63805	0.94	95259	1.37	61718	0.88
8	8	28968	0.43	36786	0.54	28378	0.41	27714	0.39
9	9	32817	0.48	32403	0.48	17229	0.25	14451	0.21
10	10	117581	1.73	128489	1.90	158687	2.29	148429	2.11
11	11	5887	0.09	3894	0.06	3169	0.05	3802	0.05
12	12	44678	0.66	41570	0.61	13461	0.19	10824	0.15
13	13	3278	0.05	6839	0.10	7429	0.11	2108	0.03
14	14	30870	0.46	32646	0.48	36377	0.53	33427	0.47
15	15	136565	2.01	135467	2.00	103504	1.49	123206	1.75
16	16	12780	0.19	11105	0.16	10358	0.15	9527	0.14
17	17	6283	0.09	7880	0.12	8082	0.12	10862	0.15
18	18	8775	0.13	7598	0.11	6550	0.09	9458	0.13
19	19	7443	0.11	2355	0.03	2503	0.04	3594	0.05
20	20	82369	1.21	64278	0.95	72477	1.05	67693	0.96
21	21	8650	0.13	13474	0.20	14852	0.21	17088	0.24
22	22	4547	0.07	4107	0.06	2197	0.03	2803	0.04
23	23	10650	0.16	7807	0.12	2670	0.04	5626	0.08
24	24	3950	0.06	2080	0.03	7589	0.11	12594	0.18
25	25	26503	0.39	26385	0.39	43173	0.62	36563	0.52
26	26	8440	0.12	5185	0.08	11420	0.16	4911	0.07
27	27	2383	0.04	5581	0.08	12207	0.18	9820	0.14
28	28	3895	0.06	1585	0.02	10208	0.15	5966	0.08
29	29	18195	0.27	16503	0.24	736	0.01	4375	0.06
30	30	324882	4.79	324873	4.80	303573	4.38	332146	4.71

2003 HEALTH CARE SURVEY OF DOD BENEFICIARIES – FINAL

H03077 - Last 30 days: Number of Days when pain made it hard to do your usual activities										
Unweighted										
Value	Formatted Value	Count	Q1 Percent	Count	Q2 Percent	Count	Q3 Percent	Count	Q4 Percent	Percent
.	Did not answer	218	1.50	156	1.18	262	2.07	279	2.40	
A	Invalid multiple responses	48	0.33	34	0.26	24	0.19	27	0.23	
0	0	8792	60.62	8028	60.94	7368	58.32	6733	57.88	
1	1	655	4.52	618	4.69	695	5.50	650	5.59	
2	2	735	5.07	669	5.08	809	6.40	700	6.02	
3	3	756	5.21	619	4.70	441	3.49	445	3.83	
4	4	246	1.70	198	1.50	265	2.10	222	1.91	
5	5	370	2.55	342	2.60	380	3.01	386	3.32	
6	6	254	1.75	214	1.62	140	1.11	107	0.92	
7	7	156	1.08	155	1.18	197	1.56	148	1.27	
8	8	55	0.38	84	0.64	52	0.41	54	0.46	
9	9	94	0.65	103	0.78	31	0.25	26	0.22	
10	10	322	2.22	315	2.39	338	2.68	332	2.85	
11	11	20	0.14	9	0.07	12	0.09	16	0.14	
12	12	103	0.71	79	0.60	47	0.37	41	0.35	
13	13	14	0.10	12	0.09	15	0.12	7	0.06	
14	14	57	0.39	74	0.56	72	0.57	71	0.61	
15	15	329	2.27	313	2.38	236	1.87	236	2.03	
16	16	23	0.16	26	0.20	18	0.14	17	0.15	
17	17	12	0.08	14	0.11	25	0.20	12	0.10	
18	18	12	0.08	13	0.10	23	0.18	27	0.23	
19	19	12	0.08	13	0.10	7	0.06	14	0.12	
20	20	187	1.29	171	1.30	190	1.50	158	1.36	
21	21	23	0.16	26	0.20	29	0.23	29	0.25	
22	22	16	0.11	13	0.10	4	0.03	4	0.03	
23	23	25	0.17	15	0.11	12	0.09	13	0.11	
24	24	10	0.07	11	0.08	17	0.13	12	0.10	
25	25	73	0.50	69	0.52	67	0.53	78	0.67	
26	26	15	0.10	23	0.17	13	0.10	11	0.09	
27	27	9	0.06	3	0.02	19	0.15	12	0.10	
28	28	17	0.12	16	0.12	14	0.11	15	0.13	
29	29	44	0.30	22	0.17	8	0.06	6	0.05	
30	30	801	5.52	717	5.44	803	6.36	744	6.40	

2003 HEALTH CARE SURVEY OF DOD BENEFICIARIES – FINAL

Value	Formatted Value	Weighted							
		Q1		Q2		Q3		Q4	
		Count	Percent	Count	Percent	Count	Percent	Count	Percent
.	Did not answer	111767	1.65	98258	1.45	140431	2.03	188095	2.67
A	Invalid multiple responses	26397	0.39	19777	0.29	17387	0.25	16889	0.24
0	0	4030475	59.42	4056978	59.94	3948537	56.99	4064377	57.68
1	1	282852	4.17	280126	4.14	344985	4.98	353669	5.02
2	2	312320	4.60	312370	4.62	444024	6.41	397803	5.65
3	3	333927	4.92	319149	4.72	237363	3.43	257179	3.65
4	4	114897	1.69	117409	1.73	154062	2.22	141470	2.01
5	5	171776	2.53	191616	2.83	214948	3.10	233519	3.31
6	6	124650	1.84	115521	1.71	82200	1.19	69877	0.99
7	7	72750	1.07	72090	1.07	114297	1.65	96115	1.36
8	8	27931	0.41	43828	0.65	28701	0.41	32686	0.46
9	9	44918	0.66	56929	0.84	20828	0.30	12853	0.18
10	10	153868	2.27	156802	2.32	201406	2.91	214184	3.04
11	11	10279	0.15	5288	0.08	4217	0.06	10159	0.14
12	12	43312	0.64	44069	0.65	23334	0.34	25002	0.35
13	13	7572	0.11	5123	0.08	10243	0.15	3238	0.05
14	14	24637	0.36	33611	0.50	39617	0.57	40220	0.57
15	15	169988	2.51	168999	2.50	140472	2.03	145699	2.07
16	16	11197	0.17	12663	0.19	8736	0.13	8555	0.12
17	17	6386	0.09	7490	0.11	16548	0.24	7066	0.10
18	18	5352	0.08	8923	0.13	17059	0.25	18711	0.27
19	19	4835	0.07	8550	0.13	6055	0.09	6372	0.09
20	20	107995	1.59	83232	1.23	115443	1.67	97546	1.38
21	21	9018	0.13	18844	0.28	15635	0.23	18893	0.27
22	22	6661	0.10	7473	0.11	1316	0.02	1623	0.02
23	23	12505	0.18	6833	0.10	7268	0.10	11164	0.16
24	24	6474	0.10	8109	0.12	8819	0.13	6465	0.09
25	25	36816	0.54	42188	0.62	36629	0.53	54366	0.77
26	26	8557	0.13	13715	0.20	7773	0.11	7726	0.11
27	27	3659	0.05	2039	0.03	9716	0.14	7932	0.11
28	28	8705	0.13	6688	0.10	8694	0.13	9227	0.13
29	29	23430	0.35	14816	0.22	2437	0.04	3813	0.05
30	30	467549	6.89	428548	6.33	498794	7.20	483780	6.87

2003 HEALTH CARE SURVEY OF DOD BENEFICIARIES – FINAL

H03078 - Last 30 days: Number of Days when you have felt sad, blue, or depressed										
Unweighted										
Value	Formatted Value	Count	Q1 Percent	Count	Q2 Percent	Count	Q3 Percent	Count	Q4 Percent	Percent
.	Did not answer	262	1.81	177	1.34	259	2.05	291	2.50	
A	Invalid multiple responses	62	0.43	34	0.26	49	0.39	29	0.25	
0	0	8272	57.04	7489	56.85	7084	56.08	6459	55.53	
1	1	864	5.96	765	5.81	839	6.64	795	6.83	
2	2	988	6.81	872	6.62	981	7.77	927	7.97	
3	3	892	6.15	820	6.22	559	4.42	532	4.57	
4	4	284	1.96	287	2.18	266	2.11	263	2.26	
5	5	522	3.60	501	3.80	511	4.04	481	4.14	
6	6	255	1.76	235	1.78	147	1.16	111	0.95	
7	7	163	1.12	192	1.46	194	1.54	196	1.69	
8	8	74	0.51	57	0.43	64	0.51	57	0.49	
9	9	116	0.80	71	0.54	33	0.26	36	0.31	
10	10	416	2.87	373	2.83	384	3.04	351	3.02	
11	11	14	0.10	16	0.12	14	0.11	17	0.15	
12	12	91	0.63	67	0.51	38	0.30	25	0.21	
13	13	17	0.12	14	0.11	20	0.16	15	0.13	
14	14	53	0.37	74	0.56	58	0.46	59	0.51	
15	15	312	2.15	336	2.55	298	2.36	216	1.86	
16	16	28	0.19	26	0.20	25	0.20	14	0.12	
17	17	19	0.13	19	0.14	21	0.17	12	0.10	
18	18	21	0.14	18	0.14	20	0.16	20	0.17	
19	19	13	0.09	11	0.08	8	0.06	5	0.04	
20	20	165	1.14	160	1.21	146	1.16	158	1.36	
21	21	13	0.09	17	0.13	15	0.12	16	0.14	
22	22	17	0.12	16	0.12	7	0.06	7	0.06	
23	23	13	0.09	17	0.13	7	0.06	9	0.08	
24	24	15	0.10	11	0.08	15	0.12	12	0.10	
25	25	70	0.48	58	0.44	86	0.68	69	0.59	
26	26	16	0.11	15	0.11	12	0.09	8	0.07	
27	27	6	0.04	11	0.08	21	0.17	28	0.24	
28	28	17	0.12	10	0.08	19	0.15	16	0.14	
29	29	23	0.16	23	0.17	7	0.06	7	0.06	
30	30	410	2.83	382	2.90	426	3.37	391	3.36	

2003 HEALTH CARE SURVEY OF DOD BENEFICIARIES – FINAL

Value	Formatted Value	Weighted							
		Q1		Q2		Q3		Q4	
		Count	Percent	Count	Percent	Count	Percent	Count	Percent
.	Did not answer	132948	1.96	108901	1.61	142057	2.05	193190	2.74
A	Invalid multiple responses	28664	0.42	30449	0.45	24831	0.36	15133	0.21
0	0	3895118	57.42	3840261	56.74	3910379	56.44	3983603	56.53
1	1	346740	5.11	360030	5.32	427392	6.17	452733	6.43
2	2	449157	6.62	435048	6.43	506988	7.32	560983	7.96
3	3	415833	6.13	395644	5.85	304189	4.39	310160	4.40
4	4	134050	1.98	154238	2.28	134111	1.94	155742	2.21
5	5	237306	3.50	244829	3.62	268938	3.88	274312	3.89
6	6	125009	1.84	116751	1.73	85994	1.24	71124	1.01
7	7	72673	1.07	96759	1.43	95625	1.38	117298	1.66
8	8	30860	0.45	26158	0.39	37723	0.54	33231	0.47
9	9	50762	0.75	37319	0.55	16190	0.23	14668	0.21
10	10	197298	2.91	198920	2.94	231816	3.35	212373	3.01
11	11	5338	0.08	6761	0.10	7945	0.11	12331	0.18
12	12	42204	0.62	38181	0.56	21053	0.30	16571	0.24
13	13	4863	0.07	6584	0.10	6697	0.10	7967	0.11
14	14	23581	0.35	38960	0.58	29821	0.43	33767	0.48
15	15	146371	2.16	183341	2.71	185386	2.68	128644	1.83
16	16	12126	0.18	13676	0.20	14750	0.21	8982	0.13
17	17	14074	0.21	12207	0.18	10085	0.15	5318	0.08
18	18	10615	0.16	9103	0.13	13914	0.20	13842	0.20
19	19	8194	0.12	7942	0.12	3901	0.06	1558	0.02
20	20	83695	1.23	84384	1.25	82616	1.19	86855	1.23
21	21	5208	0.08	11906	0.18	8746	0.13	6395	0.09
22	22	6661	0.10	9250	0.14	3599	0.05	5215	0.07
23	23	6214	0.09	8163	0.12	6474	0.09	6498	0.09
24	24	6949	0.10	4891	0.07	12846	0.19	6165	0.09
25	25	26585	0.39	29842	0.44	43178	0.62	40880	0.58
26	26	10787	0.16	8526	0.13	6283	0.09	4184	0.06
27	27	2762	0.04	6074	0.09	14896	0.22	15054	0.21
28	28	8970	0.13	3561	0.05	15505	0.22	7966	0.11
29	29	9487	0.14	13407	0.20	5905	0.09	4598	0.07
30	30	232352	3.43	225987	3.34	248142	3.58	238930	3.39

2003 HEALTH CARE SURVEY OF DOD BENEFICIARIES – FINAL

H03079 - Last 30 days: Number of Days when you have felt worried, tense or anxious										
Unweighted										
Value	Formatted Value	Count	Q1 Percent	Count	Q2 Percent	Count	Q3 Percent	Count	Q4 Percent	Percent
.	Did not answer	255	1.76	189	1.43	259	2.05	298	2.56	
A	Invalid multiple responses	43	0.30	36	0.27	41	0.32	49	0.42	
0	0	6287	43.35	5759	43.71	5506	43.58	4972	42.74	
1	1	959	6.61	879	6.67	971	7.69	842	7.24	
2	2	1180	8.14	1075	8.16	1209	9.57	1139	9.79	
3	3	1172	8.08	953	7.23	721	5.71	724	6.22	
4	4	366	2.52	354	2.69	347	2.75	342	2.94	
5	5	801	5.52	666	5.06	718	5.68	629	5.41	
6	6	304	2.10	290	2.20	147	1.16	154	1.32	
7	7	237	1.63	244	1.85	240	1.90	284	2.44	
8	8	112	0.77	110	0.83	76	0.60	58	0.50	
9	9	135	0.93	137	1.04	48	0.38	37	0.32	
10	10	636	4.39	576	4.37	581	4.60	496	4.26	
11	11	17	0.12	23	0.17	21	0.17	17	0.15	
12	12	116	0.80	113	0.86	51	0.40	36	0.31	
13	13	38	0.26	26	0.20	19	0.15	14	0.12	
14	14	81	0.56	81	0.61	81	0.64	87	0.75	
15	15	493	3.40	460	3.49	388	3.07	349	3.00	
16	16	22	0.15	29	0.22	37	0.29	17	0.15	
17	17	20	0.14	24	0.18	30	0.24	16	0.14	
18	18	19	0.13	17	0.13	30	0.24	22	0.19	
19	19	19	0.13	14	0.11	11	0.09	10	0.09	
20	20	245	1.69	225	1.71	212	1.68	195	1.68	
21	21	28	0.19	25	0.19	27	0.21	32	0.28	
22	22	21	0.14	17	0.13	9	0.07	9	0.08	
23	23	20	0.14	21	0.16	18	0.14	16	0.14	
24	24	13	0.09	13	0.10	14	0.11	13	0.11	
25	25	72	0.50	87	0.66	91	0.72	84	0.72	
26	26	25	0.17	21	0.16	18	0.14	14	0.12	
27	27	13	0.09	12	0.09	17	0.13	22	0.19	
28	28	13	0.09	19	0.14	24	0.19	17	0.15	
29	29	37	0.26	42	0.32	5	0.04	11	0.09	
30	30	704	4.85	637	4.84	666	5.27	627	5.39	

2003 HEALTH CARE SURVEY OF DOD BENEFICIARIES – FINAL

Value	Formatted Value	Weighted							
		Q1		Q2		Q3		Q4	
		Count	Percent	Count	Percent	Count	Percent	Count	Percent
.	Did not answer	126640	1.87	119111	1.76	135074	1.95	189397	2.69
A	Invalid multiple responses	21500	0.32	20723	0.31	28688	0.41	24022	0.34
0	0	3051294	44.98	3008208	44.45	3059862	44.17	3091777	43.88
1	1	407972	6.01	416378	6.15	499110	7.20	494038	7.01
2	2	503310	7.42	542802	8.02	631390	9.11	684208	9.71
3	3	531362	7.83	455503	6.73	386104	5.57	427032	6.06
4	4	166732	2.46	181987	2.69	201036	2.90	195724	2.78
5	5	356789	5.26	324873	4.80	351098	5.07	364359	5.17
6	6	149322	2.20	152582	2.25	84285	1.22	99752	1.42
7	7	101811	1.50	122092	1.80	124713	1.80	177911	2.52
8	8	47967	0.71	55178	0.82	40314	0.58	32481	0.46
9	9	55220	0.81	69396	1.03	25221	0.36	17741	0.25
10	10	292254	4.31	290727	4.30	349546	5.05	294229	4.18
11	11	5328	0.08	9430	0.14	13110	0.19	9000	0.13
12	12	52972	0.78	47512	0.70	29662	0.43	19446	0.28
13	13	17451	0.26	10921	0.16	7067	0.10	7833	0.11
14	14	37153	0.55	41915	0.62	47125	0.68	53129	0.75
15	15	231939	3.42	233985	3.46	234223	3.38	214342	3.04
16	16	9992	0.15	13344	0.20	24658	0.36	14538	0.21
17	17	11918	0.18	9857	0.15	15405	0.22	6826	0.10
18	18	10861	0.16	6450	0.10	17010	0.25	13247	0.19
19	19	7173	0.11	8841	0.13	7021	0.10	2999	0.04
20	20	111144	1.64	122003	1.80	104154	1.50	111122	1.58
21	21	12280	0.18	11973	0.18	14328	0.21	14806	0.21
22	22	8909	0.13	10041	0.15	6458	0.09	6439	0.09
23	23	8166	0.12	10808	0.16	11256	0.16	9911	0.14
24	24	7806	0.12	5393	0.08	10197	0.15	11080	0.16
25	25	35028	0.52	49794	0.74	45957	0.66	45455	0.65
26	26	10171	0.15	13693	0.20	10021	0.14	7628	0.11
27	27	5063	0.07	6103	0.09	8149	0.12	13268	0.19
28	28	6338	0.09	7565	0.11	16486	0.24	9365	0.13
29	29	17858	0.26	20261	0.30	3271	0.05	4884	0.07
30	30	363731	5.36	368603	5.45	385977	5.57	378279	5.37

2003 HEALTH CARE SURVEY OF DOD BENEFICIARIES – FINAL

H03080 - Last 30 days: Number of Days when you did not get enough rest or sleep									
Unweighted									
Value	Formatted Value	Count	Q1 Percent	Count	Q2 Percent	Count	Q3 Percent	Count	Q4 Percent
.	Did not answer	233	1.61	165	1.25	255	2.02	312	2.68
A	Invalid multiple responses	81	0.56	31	0.24	43	0.34	52	0.45
0	0	4006	27.62	3508	26.63	3391	26.84	2972	25.55
1	1	437	3.01	419	3.18	414	3.28	378	3.25
2	2	1045	7.21	933	7.08	1039	8.22	965	8.30
3	3	1161	8.01	1062	8.06	853	6.75	757	6.51
4	4	532	3.67	488	3.70	583	4.61	537	4.62
5	5	1168	8.05	915	6.95	982	7.77	899	7.73
6	6	487	3.36	460	3.49	368	2.91	322	2.77
7	7	384	2.65	380	2.88	395	3.13	341	2.93
8	8	219	1.51	196	1.49	127	1.01	130	1.12
9	9	189	1.30	185	1.40	66	0.52	65	0.56
10	10	1120	7.72	990	7.51	997	7.89	948	8.15
11	11	41	0.28	27	0.20	31	0.25	29	0.25
12	12	216	1.49	210	1.59	103	0.82	88	0.76
13	13	55	0.38	38	0.29	38	0.30	33	0.28
14	14	133	0.92	129	0.98	125	0.99	116	1.00
15	15	835	5.76	870	6.60	675	5.34	664	5.71
16	16	81	0.56	42	0.32	38	0.30	32	0.28
17	17	31	0.21	26	0.20	47	0.37	47	0.40
18	18	48	0.33	37	0.28	52	0.41	49	0.42
19	19	27	0.19	32	0.24	26	0.21	17	0.15
20	20	511	3.52	518	3.93	544	4.31	477	4.10
21	21	70	0.48	72	0.55	54	0.43	64	0.55
22	22	45	0.31	51	0.39	31	0.25	29	0.25
23	23	45	0.31	36	0.27	33	0.26	23	0.20
24	24	41	0.28	50	0.38	42	0.33	42	0.36
25	25	174	1.20	195	1.48	215	1.70	204	1.75
26	26	56	0.39	45	0.34	29	0.23	41	0.35
27	27	29	0.20	37	0.28	45	0.36	53	0.46
28	28	41	0.28	38	0.29	46	0.36	49	0.42
29	29	56	0.39	47	0.36	21	0.17	21	0.18
30	30	906	6.25	942	7.15	925	7.32	876	7.53

2003 HEALTH CARE SURVEY OF DOD BENEFICIARIES – FINAL

Value	Formatted Value	Weighted							
		Q1		Q2		Q3		Q4	
		Count	Percent	Count	Percent	Count	Percent	Count	Percent
.	Did not answer	115567	1.70	104376	1.54	140800	2.03	201925	2.87
A	Invalid multiple responses	35783	0.53	24611	0.36	30810	0.44	25448	0.36
0	0	2077927	30.63	1996811	29.50	2010792	29.02	1932888	27.43
1	1	189439	2.79	209716	3.10	242933	3.51	220445	3.13
2	2	463252	6.83	438780	6.48	572259	8.26	586370	8.32
3	3	507885	7.49	538563	7.96	457411	6.60	460502	6.54
4	4	231983	3.42	231483	3.42	310735	4.49	309514	4.39
5	5	516463	7.61	424525	6.27	509659	7.36	553861	7.86
6	6	228854	3.37	236260	3.49	179998	2.60	192313	2.73
7	7	159277	2.35	174899	2.58	188857	2.73	197001	2.80
8	8	98485	1.45	99729	1.47	71784	1.04	65430	0.93
9	9	75201	1.11	89869	1.33	33278	0.48	36610	0.52
10	10	498543	7.35	485847	7.18	519433	7.50	552336	7.84
11	11	17004	0.25	15164	0.22	19191	0.28	17113	0.24
12	12	105544	1.56	104734	1.55	54497	0.79	58461	0.83
13	13	21929	0.32	17240	0.25	16025	0.23	16675	0.24
14	14	62055	0.91	59510	0.88	57363	0.83	57072	0.81
15	15	392441	5.79	428007	6.32	355826	5.14	400804	5.69
16	16	29490	0.43	19392	0.29	19440	0.28	23493	0.33
17	17	14119	0.21	13969	0.21	21648	0.31	26843	0.38
18	18	23516	0.35	17643	0.26	26275	0.38	24570	0.35
19	19	15954	0.24	16315	0.24	11789	0.17	14430	0.20
20	20	219916	3.24	252716	3.73	277061	4.00	281889	4.00
21	21	32298	0.48	35834	0.53	29392	0.42	36014	0.51
22	22	14172	0.21	22516	0.33	18377	0.27	17410	0.25
23	23	21162	0.31	15919	0.24	16016	0.23	17713	0.25
24	24	16599	0.24	21101	0.31	21249	0.31	28512	0.40
25	25	75627	1.11	94441	1.40	112752	1.63	100162	1.42
26	26	22314	0.33	21807	0.32	19218	0.28	21305	0.30
27	27	12634	0.19	17515	0.26	23249	0.34	23956	0.34
28	28	14595	0.22	17312	0.26	30728	0.44	26705	0.38
29	29	25968	0.38	23221	0.34	12785	0.18	8901	0.13
30	30	447458	6.60	498229	7.36	516345	7.45	509596	7.23

2003 HEALTH CARE SURVEY OF DOD BENEFICIARIES – FINAL

H03081 - Last 30 days: Number of Days when you have felt very healthy and full of energy										
Unweighted										
Value	Formatted Value	Count	Q1 Percent	Count	Q2 Percent	Count	Q3 Percent	Count	Q4 Percent	
.	Did not answer	325	2.24	300	2.28	336	2.66	365	3.14	
A	Invalid multiple responses	87	0.60	68	0.52	49	0.39	39	0.34	
0	0	1555	10.72	1389	10.54	1324	10.48	1232	10.59	
1	1	100	0.69	73	0.55	84	0.66	71	0.61	
2	2	171	1.18	179	1.36	186	1.47	189	1.62	
3	3	267	1.84	238	1.81	169	1.34	174	1.50	
4	4	141	0.97	128	0.97	136	1.08	114	0.98	
5	5	479	3.30	445	3.38	441	3.49	405	3.48	
6	6	203	1.40	162	1.23	131	1.04	85	0.73	
7	7	178	1.23	155	1.18	177	1.40	166	1.43	
8	8	104	0.72	112	0.85	79	0.63	66	0.57	
9	9	116	0.80	94	0.71	48	0.38	36	0.31	
10	10	860	5.93	775	5.88	751	5.94	678	5.83	
11	11	34	0.23	43	0.33	30	0.24	19	0.16	
12	12	165	1.14	141	1.07	76	0.60	75	0.64	
13	13	39	0.27	45	0.34	33	0.26	38	0.33	
14	14	125	0.86	150	1.14	113	0.89	106	0.91	
15	15	1169	8.06	1038	7.88	947	7.50	864	7.43	
16	16	87	0.60	82	0.62	81	0.64	72	0.62	
17	17	61	0.42	62	0.47	69	0.55	56	0.48	
18	18	101	0.70	74	0.56	84	0.66	83	0.71	
19	19	65	0.45	44	0.33	25	0.20	36	0.31	
20	20	1254	8.65	1214	9.22	1044	8.26	994	8.55	
21	21	211	1.45	169	1.28	180	1.42	156	1.34	
22	22	153	1.05	146	1.11	107	0.85	91	0.78	
23	23	280	1.93	273	2.07	188	1.49	168	1.44	
24	24	272	1.88	220	1.67	239	1.89	231	1.99	
25	25	1282	8.84	1088	8.26	1280	10.13	1139	9.79	
26	26	554	3.82	489	3.71	370	2.93	330	2.84	
27	27	724	4.99	584	4.43	601	4.76	581	4.99	
28	28	786	5.42	738	5.60	853	6.75	821	7.06	
29	29	487	3.36	461	3.50	358	2.83	329	2.83	
30	30	2068	14.26	1995	15.14	2044	16.18	1823	15.67	

2003 HEALTH CARE SURVEY OF DOD BENEFICIARIES – FINAL

Value	Formatted Value	Weighted							
		Count	Q1 Percent	Count	Q2 Percent	Count	Q3 Percent	Count	Q4 Percent
.	Did not answer	167617	2.47	196973	2.91	194753	2.81	238276	3.38
A	Invalid multiple responses	40836	0.60	45277	0.67	31128	0.45	24229	0.34
0	0	844045	12.44	836071	12.35	800106	11.55	803847	11.41
1	1	47678	0.70	34497	0.51	47595	0.69	35273	0.50
2	2	77661	1.14	76818	1.14	101087	1.46	95937	1.36
3	3	118570	1.75	120484	1.78	88739	1.28	92901	1.32
4	4	67564	1.00	66369	0.98	74510	1.08	72938	1.04
5	5	201585	2.97	225334	3.33	227667	3.29	255713	3.63
6	6	87966	1.30	82809	1.22	73496	1.06	44821	0.64
7	7	80551	1.19	81639	1.21	92855	1.34	89425	1.27
8	8	41071	0.61	57930	0.86	41359	0.60	46125	0.65
9	9	45051	0.66	42191	0.62	23202	0.33	22010	0.31
10	10	407632	6.01	374895	5.54	408241	5.89	391144	5.55
11	11	15867	0.23	25609	0.38	17295	0.25	9615	0.14
12	12	74604	1.10	66188	0.98	48917	0.71	49262	0.70
13	13	19514	0.29	17765	0.26	16558	0.24	22441	0.32
14	14	53698	0.79	81600	1.21	65515	0.95	65111	0.92
15	15	516336	7.61	518109	7.66	518189	7.48	532339	7.55
16	16	37050	0.55	41390	0.61	40775	0.59	46127	0.65
17	17	29587	0.44	27570	0.41	39907	0.58	27398	0.39
18	18	49585	0.73	37200	0.55	39738	0.57	58230	0.83
19	19	36590	0.54	23577	0.35	13688	0.20	18764	0.27
20	20	549292	8.10	568751	8.40	541202	7.81	557377	7.91
21	21	95700	1.41	79594	1.18	95202	1.37	92333	1.31
22	22	74001	1.09	71220	1.05	52444	0.76	46298	0.66
23	23	119325	1.76	135602	2.00	94502	1.36	99587	1.41
24	24	121529	1.79	98145	1.45	129561	1.87	127777	1.81
25	25	573769	8.46	530409	7.84	669400	9.66	689740	9.79
26	26	246817	3.64	229083	3.38	171202	2.47	175790	2.49
27	27	310537	4.58	281018	4.15	314372	4.54	360845	5.12
28	28	379553	5.60	358304	5.29	460806	6.65	482759	6.85
29	29	219618	3.24	246302	3.64	176330	2.55	196836	2.79
30	30	1032653	15.22	1089331	16.10	1217631	17.58	1175004	16.68

H03082 - Are you Spanish/Hispanic/Latino									
Unweighted									
Value	Formatted Value	Q1		Q2		Q3		Q4	
		Count	Percent	Count	Percent	Count	Percent	Count	Percent
.	Did not answer	350	2.41	270	2.05	353	2.79	433	3.72
A	Invalid multiple responses	560	3.86	328	2.49	21	0.17	16	0.14
1	No, Not Spanish, Hispanic, or Latino	12346	85.13	11610	88.13	11311	89.54	10377	89.21
2	Yes, Mexican, Mexican American, Chicano	402	2.77	361	2.74	371	2.94	300	2.58
3	Yes, Puerto Rican	503	3.47	227	1.72	261	2.07	195	1.68
4	Yes, Cuban	27	0.19	101	0.77	20	0.16	19	0.16
5	Yes, Other Spanish, Hispanic, or Latino	315	2.17	277	2.10	296	2.34	292	2.51
Weighted									
Value	Formatted Value	Q1		Q2		Q3		Q4	
		Count	Percent	Count	Percent	Count	Percent	Count	Percent
.	Did not answer	186573	2.75	150165	2.22	192753	2.78	270586	3.84
A	Invalid multiple responses	290357	4.28	170284	2.52	7848	0.11	9233	0.13
1	No, Not Spanish, Hispanic, or Latino	5759903	84.91	5955647	88.00	6234819	89.99	6282106	89.16
2	Yes, Mexican, Mexican American, Chicano	155611	2.29	170598	2.52	188721	2.72	169502	2.41
3	Yes, Puerto Rican	261109	3.85	137196	2.03	150553	2.17	141751	2.01
4	Yes, Cuban	13734	0.20	56349	0.83	10825	0.16	12921	0.18
5	Yes, Other Spanish, Hispanic, or Latino	116170	1.71	127814	1.89	142457	2.06	160171	2.27

SREDA - Highest grade completed									
Unweighted									
Value	Formatted Value	Q1		Q2		Q3		Q4	
		Count	Percent	Count	Percent	Count	Percent	Count	Percent
.	Did not answer	156	1.08	149	1.13	165	1.31	219	1.88
A	Invalid multiple responses	180	1.24	1172	8.90	142	1.12	113	0.97
1	8th grade or less	153	1.05	160	1.21	134	1.06	125	1.07
2	Some high school, but did not graduate	369	2.54	313	2.38	322	2.55	309	2.66
3	High school graduate or GED	3037	20.94	2583	19.61	2716	21.50	2500	21.49
4	Some college or 2-year degree	5997	41.35	4829	36.66	5128	40.59	4617	39.69
5	4-year college graduate	1994	13.75	1724	13.09	1691	13.39	1619	13.92
6	More than 4-year college degree	2617	18.04	2244	17.03	2335	18.48	2130	18.31
Weighted									
Value	Formatted Value	Q1		Q2		Q3		Q4	
		Count	Percent	Count	Percent	Count	Percent	Count	Percent
.	Did not answer	77765	1.15	84598	1.25	73252	1.06	138879	1.97
A	Invalid multiple responses	101201	1.49	610995	9.03	86486	1.25	78255	1.11
1	8th grade or less	86551	1.28	82153	1.21	79072	1.14	90978	1.29
2	Some high school, but did not graduate	209201	3.08	211712	3.13	228757	3.30	222093	3.15
3	High school graduate or GED	1682955	24.81	1439635	21.27	1685068	24.32	1679941	23.84
4	Some college or 2-year degree	2612811	38.52	2462677	36.39	2690418	38.83	2719480	38.59
5	4-year college graduate	874891	12.90	816597	12.07	867526	12.52	936078	13.28
6	More than 4-year college degree	1138081	16.78	1059687	15.66	1217396	17.57	1180567	16.75

SRRACEA - Race: White											
Unweighted											
Value	Formatted Value	Count	Q1 Percent	Count	Q2 Percent	Count	Q3 Percent	Count	Q4 Percent	Count	Percent
1	Marked	11726	80.85	10487	79.60	9932	78.62	9219	79.26		
2	Not Marked	2777	19.15	2687	20.40	2701	21.38	2413	20.74		
Weighted											
Value	Formatted Value	Count	Q1 Percent	Count	Q2 Percent	Count	Q3 Percent	Count	Q4 Percent	Count	Percent
1	Marked	5597425	82.52	5474502	80.89	5526196	79.77	5661061	80.34		
2	Not Marked	1186031	17.48	1293552	19.11	1401779	20.23	1385209	19.66		

SRRACEB - Race: Black or African American											
Unweighted											
Value	Formatted Value	Count	Q1 Percent	Count	Q2 Percent	Count	Q3 Percent	Count	Q4 Percent	Count	Percent
1	Marked	1831	12.62	1376	10.44	1382	10.94	1210	10.40		
2	Not Marked	12672	87.38	11798	89.56	11251	89.06	10422	89.60		
Weighted											
Value	Formatted Value	Count	Q1 Percent	Count	Q2 Percent	Count	Q3 Percent	Count	Q4 Percent	Count	Percent
1	Marked	823662	12.14	677237	10.01	758612	10.95	708437	10.05		
2	Not Marked	5959794	87.86	6090817	89.99	6169363	89.05	6337833	89.95		

SRRACEC - Race: American Indian or Alaska Native											
Unweighted											
Value	Formatted Value	Count	Q1 Percent	Count	Q2 Percent	Count	Q3 Percent	Count	Q4 Percent	Count	Percent
1	Marked	643	4.43	262	1.99	279	2.21	234	2.01		
2	Not Marked	13860	95.57	12912	98.01	12354	97.79	11398	97.99		
Weighted											
Value	Formatted Value	Count	Q1 Percent	Count	Q2 Percent	Count	Q3 Percent	Count	Q4 Percent	Count	Percent
1	Marked	306934	4.52	123119	1.82	147521	2.13	134656	1.91		
2	Not Marked	6476522	95.48	6644934	98.18	6780454	97.87	6911614	98.09		

SRRACED - Race: Asian											
Unweighted											
Value	Formatted Value	Count	Q1 Percent	Count	Q2 Percent	Count	Q3 Percent	Count	Q4 Percent	Count	Percent
1	Marked	998	6.88	766	5.81	722	5.72	647	5.56		
2	Not Marked	13505	93.12	12408	94.19	11911	94.28	10985	94.44		
Weighted											
Value	Formatted Value	Count	Q1 Percent	Count	Q2 Percent	Count	Q3 Percent	Count	Q4 Percent	Count	Percent
1	Marked	421521	6.21	369857	5.46	355098	5.13	356838	5.06		
2	Not Marked	6361935	93.79	6398196	94.54	6572878	94.87	6689433	94.94		

2003 HEALTH CARE SURVEY OF DOD BENEFICIARIES – FINAL

SRRACEE -										
Race: Native Hawaiian/other Pacific Islanders										
Unweighted										
Value	Formatted Value	Count	Q1 Percent	Count	Q2 Percent	Count	Q3 Percent	Count	Q4 Percent	
1	Marked	296	2.04	100	0.76	136	1.08	108	0.93	
2	Not Marked	14207	97.96	13074	99.24	12497	98.92	11524	99.07	
Weighted										
Value	Formatted Value	Count	Q1 Percent	Count	Q2 Percent	Count	Q3 Percent	Count	Q4 Percent	
1	Marked	129315	1.91	37931	0.56	59259	0.86	52496	0.75	
2	Not Marked	6654141	98.09	6730122	99.44	6868716	99.14	6993774	99.25	

SRAGE -										
What is your age now?										
Unweighted										
Value	Formatted Value	Count	Q1 Percent	Count	Q2 Percent	Count	Q3 Percent	Count	Q4 Percent	
.	Did not answer	524	3.61	59	0.45	245	1.94	212	1.82	
A	Invalid multiple responses	105	0.72	4	0.03	5	0.04	3	0.03	
1	18 to 24	1397	9.63	1188	9.02	1164	9.21	975	8.38	
2	25 to 34	2761	19.04	2218	16.84	2088	16.53	1924	16.54	
3	35 to 44	2955	20.38	2934	22.27	2639	20.89	2483	21.35	
4	45 to 54	2231	15.38	2203	16.72	2065	16.35	1879	16.15	
5	55 to 64	2175	15.00	2205	16.74	2171	17.19	1982	17.04	
6	65 to 74	1487	10.25	1511	11.47	1497	11.85	1391	11.96	
7	75 or older	868	5.98	852	6.47	759	6.01	783	6.73	
Weighted										
Value	Formatted Value	Count	Q1 Percent	Count	Q2 Percent	Count	Q3 Percent	Count	Q4 Percent	
.	Did not answer	227909	3.36	32615	0.48	127837	1.85	139964	1.99	
A	Invalid multiple responses	60372	0.89	1319	0.02	738	0.01	2733	0.04	
1	18 to 24	524302	7.73	525112	7.76	553560	7.99	499471	7.09	
2	25 to 34	999961	14.74	878191	12.98	902836	13.03	989725	14.05	
3	35 to 44	1062807	15.67	1172044	17.32	1169844	16.89	1197797	17.00	
4	45 to 54	996378	14.69	1086103	16.05	1086831	15.69	1104482	15.67	
5	55 to 64	1199047	17.68	1324185	19.57	1326387	19.15	1353256	19.21	
6	65 to 74	1024108	15.10	1099235	16.24	1139910	16.45	1074118	15.24	
7	75 or older	688572	10.15	649250	9.59	620033	8.95	684724	9.72	

S03B01 -										
In last year: Number briefings on TRICARE eligibility, benefits, services offered at your MTF										
Unweighted										
Value	Formatted Value	Q1		Q2		Q3		Q4		
		Count	Percent	Count	Percent	Count	Percent	Count	Percent	
.	Did not answer	365	2.52	13174	100.00	12633	100.00	11632	100.00	
A	Invalid multiple responses	18	0.12
1	Never	9537	65.76
2	Once	2955	20.38
3	Twice	934	6.44
4	Three or more times	694	4.79
Weighted										
Value	Formatted Value	Q1		Q2		Q3		Q4		
		Count	Percent	Count	Percent	Count	Percent	Count	Percent	
.	Did not answer	194258	2.86	6768054	100.00	6927975	100.00	7046270	100.00	
A	Invalid multiple responses	9848	0.15
1	Never	4556755	67.17
2	Once	1260036	18.58
3	Twice	414269	6.11
4	Three or more times	348290	5.13

S03F01 -										
In last year: Healthcare received at military facility (MTF)										
Unweighted										
Value	Formatted Value	Q1		Q2		Q3		Q4		
		Count	Percent	Count	Percent	Count	Percent	Count	Percent	
.	Did not answer	87	0.60	13174	100.00	12633	100.00	11632	100.00	
1	Yes	9172	63.24
2	No	5244	36.16
Weighted										
Value	Formatted Value	Q1		Q2		Q3		Q4		
		Count	Percent	Count	Percent	Count	Percent	Count	Percent	
.	Did not answer	46796	0.69	6768054	100.00	6927975	100.00	7046270	100.00	
1	Yes	3281248	48.37
2	No	3455411	50.94

S03F02 - MTF physical condition vs civilian healthcare facilities										
Unweighted										
Value	Formatted Value	Q1		Q2		Q3		Q4		
		Count	Percent	Count	Percent	Count	Percent	Count	Percent	
.	Did not answer	650	4.48	13174	100.00	12633	100.00	11632	100.00	
A	Invalid multiple responses	25	0.17
N	No care at MTF	5244	36.16
1	MTF in much better condition	1233	8.50
2	MTF in somewhat better condition	1183	8.16
3	MTF in similar condition	4365	30.10
4	MTF in somewhat worse condition	1165	8.03
5	MTF in much worse condition	311	2.14
6	No civilian facilities in my area	327	2.25
Weighted										
Value	Formatted Value	Q1		Q2		Q3		Q4		
		Count	Percent	Count	Percent	Count	Percent	Count	Percent	
.	Did not answer	247578	3.65	6768054	100.00	6927975	100.00	7046270	100.00	
A	Invalid multiple responses	9743	0.14
N	No care at MTF	3455411	50.94
1	MTF in much better condition	445645	6.57
2	MTF in somewhat better condition	398734	5.88
3	MTF in similar condition	1517349	22.37
4	MTF in somewhat worse condition	424734	6.26
5	MTF in much worse condition	127189	1.87
6	No civilian facilities in my area	157071	2.32

S03O01 - Female: Saw same doctor or midwife for the majority of your prenatal visits										
Unweighted										
Value	Formatted Value	Q1		Q2		Q3		Q4		
		Count	Percent	Count	Percent	Count	Percent	Count	Percent	
.	Did not answer	199	1.37	13174	100.00	12633	100.00	11632	100.00	
A	Invalid multiple responses	2	0.01
C	Should be skipped	180	1.24
N	Valid skip	13527	93.27
1	Yes	406	2.80
2	No	189	1.30
Weighted										
Value	Formatted Value	Q1		Q2		Q3		Q4		
		Count	Percent	Count	Percent	Count	Percent	Count	Percent	
.	Did not answer	94982	1.40	6768054	100.00	6927975	100.00	7046270	100.00	
A	Invalid multiple responses	820	0.01
C	Should be skipped	73604	1.09
N	Valid skip	6420727	94.65
1	Yes	134317	1.98
2	No	59006	0.87

S03O02 - Female: Doctor/midwife encouraged you to include family members to help prepare for baby's arrival										
Unweighted										
Value	Formatted Value	Count	Q1 Percent	Count	Q2 Percent	Count	Q3 Percent	Count	Q4 Percent	Count
.	Did not answer	195	1.34	13174	100.00	12633	100.00	11632	100.00	
C	Should be skipped	215	1.48
N	Valid skip	13492	93.03
1	Yes	439	3.03
2	No	162	1.12
Weighted										
Value	Formatted Value	Count	Q1 Percent	Count	Q2 Percent	Count	Q3 Percent	Count	Q4 Percent	Count
.	Did not answer	93409	1.38	6768054	100.00	6927975	100.00	7046270	100.00	
C	Should be skipped	93746	1.38
N	Valid skip	6400586	94.36
1	Yes	147272	2.17
2	No	48444	0.71

S03O03 - Female: Problem for you to make appointments for prenatal visits										
Unweighted										
Value	Formatted Value	Count	Q1 Percent	Count	Q2 Percent	Count	Q3 Percent	Count	Q4 Percent	Count
.	Did not answer	172	1.19	13174	100.00	12633	100.00	11632	100.00	
C	Should be skipped	242	1.67
N	Valid skip	13465	92.84
1	A big problem	34	0.23
2	A small problem	129	0.89
3	Not a problem	461	3.18
Weighted										
Value	Formatted Value	Count	Q1 Percent	Count	Q2 Percent	Count	Q3 Percent	Count	Q4 Percent	Count
.	Did not answer	84417	1.24	6768054	100.00	6927975	100.00	7046270	100.00	
C	Should be skipped	104388	1.54
N	Valid skip	6389943	94.20
1	A big problem	11222	0.17
2	A small problem	42118	0.62
3	Not a problem	151367	2.23

S03O04 - Female: Did you try to get training to prepare for breastfeeding										
Unweighted										
Value	Formatted Value	Q1		Q2		Q3		Q4		
		Count	Percent	Count	Percent	Count	Percent	Count	Percent	
.	Did not answer	177	1.22	13174	100.00	12633	100.00	11632	100.00	
A	Invalid multiple responses	2	0.01
C	Should be skipped	275	1.90
N	Valid skip	13432	92.62
1	Yes	201	1.39
2	No	416	2.87

Weighted										
Value	Formatted Value	Q1		Q2		Q3		Q4		
		Count	Percent	Count	Percent	Count	Percent	Count	Percent	
.	Did not answer	88521	1.30	6768054	100.00	6927975	100.00	7046270	100.00	
A	Invalid multiple responses	312	0.00
C	Should be skipped	124935	1.84
N	Valid skip	6369396	93.90
1	Yes	62914	0.93
2	No	137377	2.03

S03O05 - Female: Rate the training for breastfeeding that you received										
Unweighted										
Value	Formatted Value	Q1		Q2		Q3		Q4		
		Count	Percent	Count	Percent	Count	Percent	Count	Percent	
.	Did not answer	556	3.83	13174	100.00	12633	100.00	11632	100.00	
A	Invalid multiple responses	2	0.01
C	Did not try to get training	190	1.31
N	Didn't receive breastfeeding training	13575	93.60
0	0	5	0.03
1	1	3	0.02
2	2	7	0.05
3	3	5	0.03
4	4	4	0.03
5	5	19	0.13
6	6	15	0.10
7	7	27	0.19
8	8	37	0.26
9	9	25	0.17
10	10	33	0.23

Weighted									
Value	Formatted Value	Q1		Q2		Q3		Q4	
		Count	Percent	Count	Percent	Count	Percent	Count	Percent
.	Did not answer	206442	3.04	6768054	100.00	6927975	100.00	7046270	100.00
A	Invalid multiple responses	1280	0.02
C	Did not try to get training	87965	1.30
N	Didn't receive breastfeeding training	6429698	94.78
0	0	2061	0.03
1	1	389	0.01
2	2	3654	0.05
3	3	1009	0.01
4	4	560	0.01
5	5	5495	0.08
6	6	6036	0.09
7	7	9510	0.14
8	8	10478	0.15
9	9	6767	0.10
10	10	12113	0.18

**S03O06 -
Female: Physician or midwife worked with you to develop a birth plan**

Unweighted									
Value	Formatted Value	Q1		Q2		Q3		Q4	
		Count	Percent	Count	Percent	Count	Percent	Count	Percent
.	Did not answer	178	1.23	13174	100.00	12633	100.00	11632	100.00
C	Should be skipped	267	1.84
D	Don't Know	61	0.42
N	Valid skip	13440	92.67
1	Yes	243	1.68
2	No	314	2.17

Weighted									
Value	Formatted Value	Q1		Q2		Q3		Q4	
		Count	Percent	Count	Percent	Count	Percent	Count	Percent
.	Did not answer	88698	1.31	6768054	100.00	6927975	100.00	7046270	100.00
C	Should be skipped	115296	1.70
D	Don't Know	20621	0.30
N	Valid skip	6379035	94.04
1	Yes	82965	1.22
2	No	96840	1.43

S03R01 - In last year: Prescriptions filled at military pharmacy											
Unweighted											
Value	Formatted Value	Count	Q1 Percent	Count	Q2 Percent	Count	Q3 Percent	Count	Q4 Percent		
.	Did not answer	61	0.42	13174	100.00	12633	100.00	11632	100.00		
1	Yes	10053	69.32		
2	No	4389	30.26		
Weighted											
Value	Formatted Value	Count	Q1 Percent	Count	Q2 Percent	Count	Q3 Percent	Count	Q4 Percent		
.	Did not answer	33294	0.49	6768054	100.00	6927975	100.00	7046270	100.00		
1	Yes	3965792	58.46		
2	No	2784370	41.05		

S03R02 - Rating of customer service at military pharmacy											
Unweighted											
Value	Formatted Value	Count	Q1 Percent	Count	Q2 Percent	Count	Q3 Percent	Count	Q4 Percent		
.	Did not answer	598	4.12	13174	100.00	12633	100.00	11632	100.00		
A	Invalid multiple responses	32	0.22		
C	Should be skipped	571	3.94		
N	I did not fill prescriptions at a MTF	3941	27.17		
0	0	104	0.72		
1	1	88	0.61		
2	2	144	0.99		
3	3	220	1.52		
4	4	237	1.63		
5	5	650	4.48		
6	6	558	3.85		
7	7	1067	7.36		
8	8	1698	11.71		
9	9	1989	13.71		
10	10	2606	17.97		

Weighted									
Value	Formatted Value	Q1		Q2		Q3		Q4	
		Count	Percent	Count	Percent	Count	Percent	Count	Percent
.	Did not answer	275467	4.06	6768054	100.00	6927975	100.00	7046270	100.00
A	Invalid multiple responses	17959	0.26
C	Should be skipped	404151	5.96
N	I did not fill prescriptions at a MTF	2470094	36.41
0	0	37818	0.56
1	1	34283	0.51
2	2	57684	0.85
3	3	81503	1.20
4	4	88217	1.30
5	5	243866	3.60
6	6	214649	3.16
7	7	389600	5.74
8	8	632739	9.33
9	9	757307	11.16
10	10	1078119	15.89

S03R03 - In last year: Discussed medication and treatment with military pharmacist									
Unweighted									
Value	Formatted Value	Q1		Q2		Q3		Q4	
		Count	Percent	Count	Percent	Count	Percent	Count	Percent
.	Did not answer	597	4.12	13174	100.00	12633	100.00	11632	100.00
A	Invalid multiple responses	38	0.26
C	Should be skipped	602	4.15
N	I did not use a MTF pharmacy	3895	26.86
1	Yes	4318	29.77
2	No	5053	34.84

Weighted									
Value	Formatted Value	Q1		Q2		Q3		Q4	
		Count	Percent	Count	Percent	Count	Percent	Count	Percent
.	Did not answer	271954	4.01	6768054	100.00	6927975	100.00	7046270	100.00
A	Invalid multiple responses	28562	0.42
C	Should be skipped	432172	6.37
N	I did not use a MTF pharmacy	2416039	35.62
1	Yes	1692513	24.95
2	No	1942215	28.63

**S03R04 -
In last year: Time waited for filled prescription at military pharmacy**

Unweighted										
Value	Formatted Value	Q1		Q2		Q3		Q4		Percent
		Count	Percent	Count	Percent	Count	Percent	Count	Percent	
.	Did not answer	771	5.32	13174	100.00	12633	100.00	11632	100.00	
A	Invalid multiple responses	36	0.25	
N	I did not use a MTF pharmacy	4389	30.26	
1	Less Than 15 minutes	1997	13.77	
2	Between 15 and 30 minutes	3556	24.52	
3	Between 31 and 45 minutes	1790	12.34	
4	Between 45 and 60 minutes	1045	7.21	
5	More than 60 minutes	919	6.34	

Weighted										
Value	Formatted Value	Q1		Q2		Q3		Q4		Percent
		Count	Percent	Count	Percent	Count	Percent	Count	Percent	
.	Did not answer	416334	6.14	6768054	100.00	6927975	100.00	7046270	100.00	
A	Invalid multiple responses	16434	0.24	
N	I did not use a MTF pharmacy	2784370	41.05	
1	Less Than 15 minutes	715566	10.55	
2	Between 15 and 30 minutes	1309959	19.31	
3	Between 31 and 45 minutes	700502	10.33	
4	Between 45 and 60 minutes	433491	6.39	
5	More than 60 minutes	406800	6.00	

**S03V01 -
In last year: Amount of healthcare from TRICARE civilian network(TCN)**

Unweighted										
Value	Formatted Value	Q1		Q2		Q3		Q4		Percent
		Count	Percent	Count	Percent	Count	Percent	Count	Percent	
.	Did not answer	352	2.43	276	2.10	262	2.07	518	4.45	
A	Invalid multiple responses	46	0.32	32	0.24	33	0.26	15	0.13	
N	Did not need healthcare	2060	14.20	1879	14.26	2358	18.67	1803	15.50	
1	All of my healthcare	2413	16.64	2216	16.82	2061	16.31	1979	17.01	
2	Most of my healthcare	1037	7.15	939	7.13	771	6.10	834	7.17	
3	Some my healthcare	2814	19.40	2386	18.11	2120	16.78	2305	19.82	
4	None of my healthcare	5781	39.86	5446	41.34	5028	39.80	4178	35.92	

Weighted										
Value	Formatted Value	Q1		Q2		Q3		Q4		Percent
		Count	Percent	Count	Percent	Count	Percent	Count	Percent	
.	Did not answer	195828	2.89	176431	2.61	175623	2.53	391608	5.56	
A	Invalid multiple responses	19339	0.29	18618	0.28	17889	0.26	11978	0.17	
N	Did not need healthcare	942659	13.90	958174	14.16	1234564	17.82	1078740	15.31	
1	All of my healthcare	1408367	20.76	1385178	20.47	1493714	21.56	1475305	20.94	
2	Most of my healthcare	460105	6.78	439534	6.49	387843	5.60	467822	6.64	
3	Some my healthcare	1087305	16.03	1023950	15.13	934101	13.48	1127118	16.00	
4	None of my healthcare	2669852	39.36	2766168	40.87	2684241	38.74	2493699	35.39	

S03V02 -										
In last year: Problem getting wanted healthcare from TCN										
Unweighted										
Value	Formatted Value	Q1		Q2		Q3		Q4		
		Count	Percent	Count	Percent	Count	Percent	Count	Percent	
.	Did not answer	932	6.43	1445	10.97	912	7.22	893	7.68	
A	Invalid multiple responses	45	0.31	31	0.24	18	0.14	18	0.15	
C	Should be skipped	527	3.63	704	5.34	368	2.91	395	3.40	
N	Didn't try to get healthcare	6259	43.16	5160	39.17	6174	48.87	4905	42.17	
1	A big problem	705	4.86	454	3.45	458	3.63	513	4.41	
2	A small problem	1343	9.26	930	7.06	838	6.63	973	8.36	
3	Not a problem	4692	32.35	4450	33.78	3865	30.59	3935	33.83	

Weighted										
Value	Formatted Value	Q1		Q2		Q3		Q4		
		Count	Percent	Count	Percent	Count	Percent	Count	Percent	
.	Did not answer	504193	7.43	820708	12.13	588450	8.49	617310	8.76	
A	Invalid multiple responses	17663	0.26	16574	0.24	9366	0.14	9691	0.14	
C	Should be skipped	234761	3.46	369624	5.46	197129	2.85	255686	3.63	
N	Didn't try to get healthcare	2840896	41.88	2557103	37.78	3191055	46.06	2879765	40.87	
1	A big problem	331797	4.89	227683	3.36	279808	4.04	288875	4.10	
2	A small problem	562310	8.29	448262	6.62	414120	5.98	532071	7.55	
3	Not a problem	2291836	33.79	2328100	34.40	2248047	32.45	2462871	34.95	

S03V03 -										
In last year: Problem finding convenient doctor from TCN										
Unweighted										
Value	Formatted Value	Q1		Q2		Q3		Q4		
		Count	Percent	Count	Percent	Count	Percent	Count	Percent	
.	Did not answer	949	6.54	13174	100.00	12633	100.00	11632	100.00	
A	Invalid multiple responses	26	0.18	
C	Should be skipped	519	3.58	
N	Didn't try to find a doctor	6823	47.05	
1	A big problem	770	5.31	
2	A small problem	1034	7.13	
3	Not a problem	4382	30.21	

Weighted										
Value	Formatted Value	Q1		Q2		Q3		Q4		
		Count	Percent	Count	Percent	Count	Percent	Count	Percent	
.	Did not answer	513144	7.56	6768054	100.00	6927975	100.00	7046270	100.00	
A	Invalid multiple responses	9732	0.14	
C	Should be skipped	233156	3.44	
N	Didn't try to find a doctor	3085143	45.48	
1	A big problem	365435	5.39	
2	A small problem	446729	6.59	
3	Not a problem	2130117	31.40	

S03V04 - In last year: Problem finding convenient TCN lab or x-ray facility										
Unweighted										
Value	Formatted Value	Q1		Q2		Q3		Q4		Percent
		Count	Percent	Count	Percent	Count	Percent	Count	Percent	
.	Did not answer	956	6.59	1471	11.17	938	7.42	951	8.18	
A	Invalid multiple responses	20	0.14	21	0.16	15	0.12	11	0.09	
C	Should be skipped	529	3.65	682	5.18	377	2.98	370	3.18	
N	Didn't try to find a lab	8330	57.44	6841	51.93	7696	60.92	6374	54.80	
1	A big problem	331	2.28	247	1.87	239	1.89	241	2.07	
2	A small problem	465	3.21	351	2.66	337	2.67	372	3.20	
3	Not a problem	3872	26.70	3561	27.03	3031	23.99	3313	28.48	
Weighted										
Value	Formatted Value	Q1		Q2		Q3		Q4		Percent
		Count	Percent	Count	Percent	Count	Percent	Count	Percent	
.	Did not answer	511922	7.55	833556	12.32	599896	8.66	662160	9.40	
A	Invalid multiple responses	6263	0.09	9833	0.15	10709	0.15	11846	0.17	
C	Should be skipped	239111	3.52	359395	5.31	208242	3.01	237595	3.37	
N	Didn't try to find a lab	3659465	53.95	3245682	47.96	3904101	56.35	3625548	51.45	
1	A big problem	178285	2.63	144282	2.13	148835	2.15	147364	2.09	
2	A small problem	213011	3.14	196822	2.91	184736	2.67	209989	2.98	
3	Not a problem	1975398	29.12	1978485	29.23	1871455	27.01	2151769	30.54	

S03V05 - In last year: Learn physician whom you wanted to see left TCN										
Unweighted										
Value	Formatted Value	Q1		Q2		Q3		Q4		Percent
		Count	Percent	Count	Percent	Count	Percent	Count	Percent	
.	Did not answer	1009	6.96	1549	11.76	1004	7.95	987	8.49	
A	Invalid multiple responses	20	0.14	18	0.14	21	0.17	13	0.11	
C	Should be skipped	526	3.63	683	5.18	385	3.05	384	3.30	
N	Didn't want to see any network physician	6786	46.79	5636	42.78	6187	48.97	5115	43.97	
1	Yes	1023	7.05	775	5.88	779	6.17	875	7.52	
2	No	5139	35.43	4513	34.26	4257	33.70	4258	36.61	
Weighted										
Value	Formatted Value	Q1		Q2		Q3		Q4		Percent
		Count	Percent	Count	Percent	Count	Percent	Count	Percent	
.	Did not answer	538373	7.94	879344	12.99	634488	9.16	678856	9.63	
A	Invalid multiple responses	7950	0.12	8739	0.13	11742	0.17	7100	0.10	
C	Should be skipped	241019	3.55	359408	5.31	215917	3.12	244348	3.47	
N	Didn't want to see any network physician	3045390	44.89	2756918	40.73	3174903	45.83	2996842	42.53	
1	Yes	463325	6.83	369505	5.46	436935	6.31	508044	7.21	
2	No	2487400	36.67	2394140	35.37	2453989	35.42	2611080	37.06	

**S03V06 -
In last year: Problem finding convenient doctor from TCN**

Unweighted										
Value	Formatted Value	Q1		Q2		Q3		Q4		
		Count	Percent	Count	Percent	Count	Percent	Count	Percent	
.	Did not answer	14503	100.00	1464	11.11	949	7.51	937	8.06	
A	Invalid multiple responses	.	.	20	0.15	11	0.09	19	0.16	
C	Should be skipped	.	.	687	5.21	355	2.81	375	3.22	
N	Didn't try to find a personal doctor	.	.	5898	44.77	6842	54.16	5666	48.71	
1	A big problem	.	.	480	3.64	513	4.06	478	4.11	
2	A small problem	.	.	660	5.01	635	5.03	708	6.09	
3	Not a problem	.	.	3965	30.10	3328	26.34	3449	29.65	

Weighted										
Value	Formatted Value	Q1		Q2		Q3		Q4		
		Count	Percent	Count	Percent	Count	Percent	Count	Percent	
.	Did not answer	6783456	100.00	835146	12.34	608570	8.78	644984	9.15	
A	Invalid multiple responses	.	.	9375	0.14	7542	0.11	14445	0.20	
C	Should be skipped	.	.	361874	5.35	191388	2.76	242097	3.44	
N	Didn't try to find a personal doctor	.	.	2860153	42.26	3506377	50.61	3248861	46.11	
1	A big problem	.	.	251717	3.72	320771	4.63	293940	4.17	
2	A small problem	.	.	326866	4.83	336363	4.86	394888	5.60	
3	Not a problem	.	.	2122921	31.37	1956965	28.25	2207056	31.32	

**S03V07 -
In last year: Problem finding specialist in Civilian network**

Unweighted										
Value	Formatted Value	Q1		Q2		Q3		Q4		
		Count	Percent	Count	Percent	Count	Percent	Count	Percent	
.	Did not answer	14503	100.00	1466	11.13	947	7.50	948	8.15	
A	Invalid multiple responses	.	.	13	0.10	13	0.10	12	0.10	
C	Should be skipped	.	.	678	5.15	374	2.96	371	3.19	
N	Didn't try to find a specialist	.	.	6724	51.04	7365	58.30	6161	52.97	
1	A big problem	.	.	439	3.33	453	3.59	432	3.71	
2	A small problem	.	.	531	4.03	540	4.27	615	5.29	
3	Not a problem	.	.	3323	25.22	2941	23.28	3093	26.59	

Weighted										
Value	Formatted Value	Q1		Q2		Q3		Q4		
		Count	Percent	Count	Percent	Count	Percent	Count	Percent	
.	Did not answer	6783456	100.00	833681	12.32	598422	8.64	658435	9.34	
A	Invalid multiple responses	.	.	15658	0.23	9648	0.14	9526	0.14	
C	Should be skipped	.	.	358680	5.30	208516	3.01	239902	3.40	
N	Didn't try to find a specialist	.	.	3345255	49.43	3938619	56.85	3665332	52.02	
1	A big problem	.	.	230587	3.41	264869	3.82	238123	3.38	
2	A small problem	.	.	245293	3.62	266234	3.84	337708	4.79	
3	Not a problem	.	.	1738900	25.69	1641668	23.70	1897243	26.93	

S03C01 - General Doctor,specialist,physician assistant, or nurse									
Unweighted									
Value	Formatted Value	Q1		Q2		Q3		Q4	
		Count	Percent	Count	Percent	Count	Percent	Count	Percent
.	Did not answer	14503	100.00	745	5.66	12633	100.00	11632	100.00
A	Invalid multiple responses	.	.	119	0.90
C	Should be skipped	.	.	276	2.10
N	Don't have a personal doctor or nurse	.	.	4355	33.06
1	General doctor	.	.	6082	46.17
2	Specialist doctor	.	.	793	6.02
3	Physician assistant	.	.	612	4.65
4	Nurse	.	.	192	1.46

Weighted									
Value	Formatted Value	Q1		Q2		Q3		Q4	
		Count	Percent	Count	Percent	Count	Percent	Count	Percent
.	Did not answer	6783456	100.00	412520	6.10	6927975	100.00	7046270	100.00
A	Invalid multiple responses	.	.	77140	1.14
C	Should be skipped	.	.	139001	2.05
N	Don't have a personal doctor or nurse	.	.	1962547	29.00
1	General doctor	.	.	3432261	50.71
2	Specialist doctor	.	.	426301	6.30
3	Physician assistant	.	.	226287	3.34
4	Nurse	.	.	91997	1.36

S03C02 - Months/years been going to personal Doctor									
Unweighted									
Value	Formatted Value	Q1		Q2		Q3		Q4	
		Count	Percent	Count	Percent	Count	Percent	Count	Percent
.	Did not answer	14503	100.00	749	5.69	12633	100.00	11632	100.00
A	Invalid multiple responses	.	.	20	0.15
C	Should be skipped	.	.	271	2.06
N	Don't have a personal doctor or nurse	.	.	4370	33.17
1	Less than 6 months	.	.	921	6.99
2	6 up to 12 months	.	.	1298	9.85
3	12 up to 24 months	.	.	1515	11.50
4	2 up to 5 years	.	.	1983	15.05
5	5 years or more	.	.	2047	15.54
Weighted									
Value	Formatted Value	Q1		Q2		Q3		Q4	
		Count	Percent	Count	Percent	Count	Percent	Count	Percent
.	Did not answer	6783456	100.00	417821	6.17	6927975	100.00	7046270	100.00
A	Invalid multiple responses	.	.	7294	0.11
C	Should be skipped	.	.	134044	1.98
N	Don't have a personal doctor or nurse	.	.	1976687	29.21
1	Less than 6 months	.	.	389325	5.75
2	6 up to 12 months	.	.	550788	8.14
3	12 up to 24 months	.	.	669815	9.90
4	2 up to 5 years	.	.	1116353	16.49
5	5 years or more	.	.	1505928	22.25

S03C03 - Physical or mental condition that interferes with your work									
Unweighted									
Value	Formatted Value	Q1		Q2		Q3		Q4	
		Count	Percent	Count	Percent	Count	Percent	Count	Percent
.	Did not answer	14503	100.00	735	5.58	12633	100.00	11632	100.00
C	Should be skipped	.	.	282	2.14
N	Valid skip	.	.	4245	32.22
1	Yes	.	.	2268	17.22
2	No	.	.	5644	42.84
Weighted									
Value	Formatted Value	Q1		Q2		Q3		Q4	
		Count	Percent	Count	Percent	Count	Percent	Count	Percent
.	Did not answer	6783456	100.00	416686	6.16	6927975	100.00	7046270	100.00
C	Should be skipped	.	.	139155	2.06
N	Valid skip	.	.	1906237	28.17
1	Yes	.	.	1367722	20.21
2	No	.	.	2938254	43.41

S03C04 - Doctor undrstnds how your health problems affect your daily life									
Unweighted									
Value	Formatted Value	Q1		Q2		Q3		Q4	
		Count	Percent	Count	Percent	Count	Percent	Count	Percent
.	Did not answer	14503	100.00	821	6.23	12633	100.00	11632	100.00
A	Invalid multiple responses	.	.	6	0.05
C	Should be skipped	.	.	452	3.43
N	Don't have any hlth problems/prsnl doc	.	.	9719	73.77
1	Yes	.	.	1940	14.73
2	No	.	.	236	1.79
Weighted									
Value	Formatted Value	Q1		Q2		Q3		Q4	
		Count	Percent	Count	Percent	Count	Percent	Count	Percent
.	Did not answer	6783456	100.00	467233	6.90	6927975	100.00	7046270	100.00
A	Invalid multiple responses	.	.	3249	0.05
C	Should be skipped	.	.	217714	3.22
N	Don't have any hlth problems/prsnl doc	.	.	4765932	70.42
1	Yes	.	.	1192088	17.61
2	No	.	.	121837	1.80

S03C05 - In last year: # of times you went to a specialist									
Unweighted									
Value	Formatted Value	Q1		Q2		Q3		Q4	
		Count	Percent	Count	Percent	Count	Percent	Count	Percent
.	Did not answer	14503	100.00	642	4.87	12633	100.00	11632	100.00
A	Invalid multiple responses	.	.	18	0.14
C	Should be skipped	.	.	1055	8.01
N	None	.	.	4959	37.64
1	1	.	.	1421	10.79
2	2	.	.	1600	12.15
3	3	.	.	1094	8.30
4	4	.	.	782	5.94
5	5 to 9	.	.	1077	8.18
6	10 or more	.	.	526	3.99
Weighted									
Value	Formatted Value	Q1		Q2		Q3		Q4	
		Count	Percent	Count	Percent	Count	Percent	Count	Percent
.	Did not answer	6783456	100.00	365843	5.41	6927975	100.00	7046270	100.00
A	Invalid multiple responses	.	.	9671	0.14
C	Should be skipped	.	.	534195	7.89
N	None	.	.	2388468	35.29
1	1	.	.	742964	10.98
2	2	.	.	868838	12.84
3	3	.	.	564579	8.34
4	4	.	.	450388	6.65
5	5 to 9	.	.	582878	8.61
6	10 or more	.	.	260229	3.84

S03C06 -											
In last year were any decisions made about your health care											
Unweighted											
Value	Formatted Value	Count	Q1 Percent	Count	Q2 Percent	Count	Q3 Percent	Count	Q4 Percent	Count	Percent
.	Did not answer	14503	100.00	224	1.70	12633	100.00	11632	100.00		
C	Should be skipped	.	.	793	6.02		
N	Valid skip	.	.	1022	7.76		
1	Yes	.	.	7421	56.33		
2	No	.	.	3714	28.19		
Weighted											
Value	Formatted Value	Count	Q1 Percent	Count	Q2 Percent	Count	Q3 Percent	Count	Q4 Percent	Count	Percent
.	Did not answer	6783456	100.00	150764	2.23	6927975	100.00	7046270	100.00		
C	Should be skipped	.	.	438052	6.47		
N	Valid skip	.	.	531886	7.86		
1	Yes	.	.	3850884	56.90		
2	No	.	.	1796468	26.54		

S03C07 -											
In last year: involved as much as you wanted with your health care decisions											
Unweighted											
Value	Formatted Value	Count	Q1 Percent	Count	Q2 Percent	Count	Q3 Percent	Count	Q4 Percent	Count	Percent
.	Did not answer	14503	100.00	605	4.59	12633	100.00	11632	100.00		
A	Invalid multiple responses	.	.	12	0.09		
C	Should be skipped	.	.	543	4.12		
N	No decisions were made in last 12 months	.	.	5057	38.39		
1	Never	.	.	154	1.17		
2	Sometimes	.	.	575	4.36		
3	Usually	.	.	1945	14.76		
4	Always	.	.	4283	32.51		
Weighted											
Value	Formatted Value	Count	Q1 Percent	Count	Q2 Percent	Count	Q3 Percent	Count	Q4 Percent	Count	Percent
.	Did not answer	6783456	100.00	345861	5.11	6927975	100.00	7046270	100.00		
A	Invalid multiple responses	.	.	9181	0.14		
C	Should be skipped	.	.	282103	4.17		
N	No decisions were made in last 12 months	.	.	2519361	37.22		
1	Never	.	.	75011	1.11		
2	Sometimes	.	.	256833	3.79		
3	Usually	.	.	997577	14.74		
4	Always	.	.	2282128	33.72		

S03C08 -										
In last year: how much of a problem to agree on best care										
Unweighted										
Value	Formatted Value	Q1		Q2		Q3		Q4		
		Count	Percent	Count	Percent	Count	Percent	Count	Percent	
.	Did not answer	14503	100.00	568	4.31	12633	100.00	11632	100.00	
A	Invalid multiple responses	.	.	6	0.05	
C	Should be skipped	.	.	537	4.08	
N	No decisions were made in last 12 months	.	.	5052	38.35	
1	A big problem	.	.	286	2.17	
2	A small problem	.	.	1097	8.33	
3	Not a problem	.	.	5628	42.72	
Weighted										
Value	Formatted Value	Q1		Q2		Q3		Q4		
		Count	Percent	Count	Percent	Count	Percent	Count	Percent	
.	Did not answer	6783456	100.00	330059	4.88	6927975	100.00	7046270	100.00	
A	Invalid multiple responses	.	.	2546	0.04	
C	Should be skipped	.	.	282104	4.17	
N	No decisions were made in last 12 months	.	.	2511888	37.11	
1	A big problem	.	.	137884	2.04	
2	A small problem	.	.	518547	7.66	
3	Not a problem	.	.	2985027	44.10	

S03C09 -											
In last year: did you need special medical equipment											
Unweighted											
Value	Formatted Value	Count	Q1		Q2		Q3		Q4		
			Count	Percent	Count	Percent	Count	Percent	Count	Percent	
.	Did not answer	14503	100.00	89	0.68	12633	100.00	11632	100.00		
1	Yes	.	.	1415	10.74		
2	No	.	.	11670	88.58		
Weighted											
Value	Formatted Value	Count	Q1		Q2		Q3		Q4		
			Count	Percent	Count	Percent	Count	Percent	Count	Percent	
.	Did not answer	6783456	100.00	48731	0.72	6927975	100.00	7046270	100.00		
1	Yes	.	.	821754	12.14		
2	No	.	.	5897569	87.14		

S03C10 -									
In last year: How much of a problem was it to get special medical equipment									
Unweighted									
Value	Formatted Value	Q1		Q2		Q3		Q4	
		Count	Percent	Count	Percent	Count	Percent	Count	Percent
.	Did not answer	14503	100.00	151	1.15	12633	100.00	11632	100.00
A	Invalid multiple responses	.	.	8	0.06
C	Should be skipped	.	.	1451	11.01
N	Didn't need special medical equipment	.	.	10219	77.57
1	A big problem	.	.	96	0.73
2	A small problem	.	.	145	1.10
3	Not a problem	.	.	1104	8.38
Weighted									
Value	Formatted Value	Q1		Q2		Q3		Q4	
		Count	Percent	Count	Percent	Count	Percent	Count	Percent
.	Did not answer	6783456	100.00	91464	1.35	6927975	100.00	7046270	100.00
A	Invalid multiple responses	.	.	4000	0.06
C	Should be skipped	.	.	775413	11.46
N	Didn't need special medical equipment	.	.	5122157	75.68
1	A big problem	.	.	48850	0.72
2	A small problem	.	.	87521	1.29
3	Not a problem	.	.	638649	9.44

S03C11 -									
In last year: did you need special therapy									
Unweighted									
Value	Formatted Value	Q1		Q2		Q3		Q4	
		Count	Percent	Count	Percent	Count	Percent	Count	Percent
.	Did not answer	14503	100.00	101	0.77	12633	100.00	11632	100.00
1	Yes	.	.	2305	17.50
2	No	.	.	10768	81.74
Weighted									
Value	Formatted Value	Q1		Q2		Q3		Q4	
		Count	Percent	Count	Percent	Count	Percent	Count	Percent
.	Did not answer	6783456	100.00	54747	0.81	6927975	100.00	7046270	100.00
1	Yes	.	.	1193469	17.63
2	No	.	.	5519838	81.56

S03C12 -									
In last year: how much of a problem was it to get special therapy									
Unweighted									
Value	Formatted Value	Q1		Q2		Q3		Q4	
		Count	Percent	Count	Percent	Count	Percent	Count	Percent
.	Did not answer	14503	100.00	173	1.31	12633	100.00	11632	100.00
A	Invalid multiple responses	.	.	7	0.05
C	Should be skipped	.	.	1185	8.99
N	Didn't need special therapy	.	.	9583	72.74
1	A big problem	.	.	215	1.63
2	A small problem	.	.	340	2.58
3	Not a problem	.	.	1671	12.68
Weighted									
Value	Formatted Value	Q1		Q2		Q3		Q4	
		Count	Percent	Count	Percent	Count	Percent	Count	Percent
.	Did not answer	6783456	100.00	94894	1.40	6927975	100.00	7046270	100.00
A	Invalid multiple responses	.	.	3553	0.05
C	Should be skipped	.	.	654353	9.67
N	Didn't need special therapy	.	.	4865485	71.89
1	A big problem	.	.	124994	1.85
2	A small problem	.	.	158526	2.34
3	Not a problem	.	.	866249	12.80

S03C13 -									
In last year: did you need home health care or assistance									
Unweighted									
Value	Formatted Value	Q1		Q2		Q3		Q4	
		Count	Percent	Count	Percent	Count	Percent	Count	Percent
.	Did not answer	14503	100.00	106	0.80	12633	100.00	11632	100.00
1	Yes	.	.	1111	8.43
2	No	.	.	11957	90.76
Weighted									
Value	Formatted Value	Q1		Q2		Q3		Q4	
		Count	Percent	Count	Percent	Count	Percent	Count	Percent
.	Did not answer	6783456	100.00	65767	0.97	6927975	100.00	7046270	100.00
1	Yes	.	.	634468	9.37
2	No	.	.	6067819	89.65

S03C14 - In last year: how much of a problem to get care or assistance needed										
Unweighted										
Value	Formatted Value	Q1		Q2		Q3		Q4		
		Count	Percent	Count	Percent	Count	Percent	Count	Percent	
.	Did not answer	14503	100.00	120	0.91	12633	100.00	11632	100.00	
A	Invalid multiple responses	.	.	9	0.07	
C	Should be skipped	.	.	1068	8.11	
N	Didn't need home healthcare/assistance	.	.	10889	82.66	
1	A big problem	.	.	91	0.69	
2	A small problem	.	.	135	1.02	
3	Not a problem	.	.	862	6.54	
Weighted										
Value	Formatted Value	Q1		Q2		Q3		Q4		
		Count	Percent	Count	Percent	Count	Percent	Count	Percent	
.	Did not answer	6783456	100.00	77930	1.15	6927975	100.00	7046270	100.00	
A	Invalid multiple responses	.	.	5368	0.08	
C	Should be skipped	.	.	601335	8.88	
N	Didn't need home healthcare/assistance	.	.	5466483	80.77	
1	A big problem	.	.	52316	0.77	
2	A small problem	.	.	56782	0.84	
3	Not a problem	.	.	507839	7.50	

S03C15 - Need help with personal care needs										
Unweighted										
Value	Formatted Value	Q1		Q2		Q3		Q4		
		Count	Percent	Count	Percent	Count	Percent	Count	Percent	
.	Did not answer	14503	100.00	97	0.74	12633	100.00	11632	100.00	
A	Invalid multiple responses	.	.	5	0.04	
1	Yes	.	.	311	2.36	
2	No	.	.	12761	96.87	
Weighted										
Value	Formatted Value	Q1		Q2		Q3		Q4		
		Count	Percent	Count	Percent	Count	Percent	Count	Percent	
.	Did not answer	6783456	100.00	67659	1.00	6927975	100.00	7046270	100.00	
A	Invalid multiple responses	.	.	1176	0.02	
1	Yes	.	.	199882	2.95	
2	No	.	.	6499337	96.03	

S03C16 - Need help with routine needs										
Unweighted										
Value	Formatted Value	Count	Q1 Percent	Count	Q2 Percent	Count	Q3 Percent	Count	Q4 Percent	Percent
.	Did not answer	14503	100.00	113	0.86	12633	100.00	11632	100.00	
A	Invalid multiple responses	.	.	3	0.02	
1	Yes	.	.	824	6.25	
2	No	.	.	12234	92.86	
Weighted										
Value	Formatted Value	Count	Q1 Percent	Count	Q2 Percent	Count	Q3 Percent	Count	Q4 Percent	Percent
.	Did not answer	6783456	100.00	74377	1.10	6927975	100.00	7046270	100.00	
A	Invalid multiple responses	.	.	1075	0.02	
1	Yes	.	.	507828	7.50	
2	No	.	.	6184774	91.38	

S03C17 - Physical or mental condition that interferes with independence										
Unweighted										
Value	Formatted Value	Count	Q1 Percent	Count	Q2 Percent	Count	Q3 Percent	Count	Q4 Percent	Percent
.	Did not answer	14503	100.00	141	1.07	12633	100.00	11632	100.00	
A	Invalid multiple responses	.	.	6	0.05	
1	Yes	.	.	1131	8.59	
2	No	.	.	11896	90.30	
Weighted										
Value	Formatted Value	Count	Q1 Percent	Count	Q2 Percent	Count	Q3 Percent	Count	Q4 Percent	Percent
.	Did not answer	6783456	100.00	92417	1.37	6927975	100.00	7046270	100.00	
A	Invalid multiple responses	.	.	2733	0.04	
1	Yes	.	.	691630	10.22	
2	No	.	.	5981274	88.38	

S03C18 - Rating of equipment, services, or help provided											
Unweighted											
Value	Formatted Value	Count	Q1 Percent	Count	Q2 Percent	Count	Q3 Percent	Count	Q4 Percent	Count	Percent
.	Did not answer	14503	100.00	576	4.37	12633	100.00	11632	100.00		
A	Invalid multiple responses	.	.	37	0.28
0	0	.	.	104	0.79
1	1	.	.	81	0.61
2	2	.	.	120	0.91
3	3	.	.	237	1.80
4	4	.	.	279	2.12
5	5	.	.	1252	9.50
6	6	.	.	753	5.72
7	7	.	.	1688	12.81
8	8	.	.	2796	21.22
9	9	.	.	2393	18.16
10	10	.	.	2858	21.69
Weighted											
Value	Formatted Value	Count	Q1 Percent	Count	Q2 Percent	Count	Q3 Percent	Count	Q4 Percent	Count	Percent
.	Did not answer	6783456	100.00	329623	4.87	6927975	100.00	7046270	100.00		
A	Invalid multiple responses	.	.	18789	0.28
0	0	.	.	48548	0.72
1	1	.	.	38590	0.57
2	2	.	.	50258	0.74
3	3	.	.	126361	1.87
4	4	.	.	139244	2.06
5	5	.	.	621078	9.18
6	6	.	.	364841	5.39
7	7	.	.	820644	12.13
8	8	.	.	1356647	20.04
9	9	.	.	1200532	17.74
10	10	.	.	1652899	24.42

S03C19 - In last year: patient overnight or longer											
Unweighted											
Value	Formatted Value	Count	Q1 Percent	Count	Q2 Percent	Count	Q3 Percent	Count	Q4 Percent	Count	Percent
.	Did not answer	14503	100.00	91	0.69	12633	100.00	11632	100.00		
A	Invalid multiple responses	.	.	2	0.02
1	Yes	.	.	1739	13.20
2	No	.	.	11342	86.09
Weighted											
Value	Formatted Value	Count	Q1 Percent	Count	Q2 Percent	Count	Q3 Percent	Count	Q4 Percent	Count	Percent
.	Did not answer	6783456	100.00	57334	0.85	6927975	100.00	7046270	100.00		
A	Invalid multiple responses	.	.	3045	0.04
1	Yes	.	.	967912	14.30
2	No	.	.	5739764	84.81

S03C20 - Have a Physical or mental condition that has lasted 3 months											
Unweighted											
Value	Formatted Value	Count	Q1 Percent	Count	Q2 Percent	Count	Q3 Percent	Count	Q4 Percent	Count	Percent
.	Did not answer	14503	100.00	111	0.84	12633	100.00	11632	100.00		
1	Yes	.	.	6753	51.26
2	No	.	.	6310	47.90
Weighted											
Value	Formatted Value	Count	Q1 Percent	Count	Q2 Percent	Count	Q3 Percent	Count	Q4 Percent	Count	Percent
.	Did not answer	6783456	100.00	73178	1.08	6927975	100.00	7046270	100.00		
1	Yes	.	.	3658530	54.06
2	No	.	.	3036346	44.86

S03C21 -										
In last year: seen Doctor more than twice for condition lasting > 3 months										
Unweighted										
Value	Formatted Value	Count	Q1 Percent	Count	Q2 Percent	Count	Q3 Percent	Count	Q4 Percent	
.	Did not answer	14503	100.00	337	2.56	12633	100.00	11632	100.00	
A	Invalid multiple responses	.	.	86	0.65	
C	Should be skipped	.	.	583	4.43	
N	No conditions that have lasted 3 months	.	.	5833	44.28	
1	Yes	.	.	4476	33.98	
2	No	.	.	1859	14.11	
Weighted										
Value	Formatted Value	Count	Q1 Percent	Count	Q2 Percent	Count	Q3 Percent	Count	Q4 Percent	
.	Did not answer	6783456	100.00	201349	2.97	6927975	100.00	7046270	100.00	
A	Invalid multiple responses	.	.	51960	0.77	
C	Should be skipped	.	.	285053	4.21	
N	No conditions that have lasted 3 months	.	.	2808738	41.50	
1	Yes	.	.	2466416	36.44	
2	No	.	.	954537	14.10	

S03C22 -										
Taking prescription medications for at least 3 months										
Unweighted										
Value	Formatted Value	Count	Q1 Percent	Count	Q2 Percent	Count	Q3 Percent	Count	Q4 Percent	
.	Did not answer	14503	100.00	379	2.88	12633	100.00	11632	100.00	
A	Invalid multiple responses	.	.	41	0.31	
C	Should be skipped	.	.	543	4.12	
N	No conditions that have lasted 3 months	.	.	5869	44.55	
1	Yes	.	.	4572	34.70	
2	No	.	.	1770	13.44	
Weighted										
Value	Formatted Value	Count	Q1 Percent	Count	Q2 Percent	Count	Q3 Percent	Count	Q4 Percent	
.	Did not answer	6783456	100.00	222974	3.29	6927975	100.00	7046270	100.00	
A	Invalid multiple responses	.	.	24052	0.36	
C	Should be skipped	.	.	264049	3.90	
N	No conditions that have lasted 3 months	.	.	2830046	41.81	
1	Yes	.	.	2573151	38.02	
2	No	.	.	853782	12.61	

S03Y01 - In last 90 days: Have you filled a prescription											
Unweighted											
Value	Formatted Value	Count	Q1 Percent	Count	Q2 Percent	Count	Q3 Percent	Count	Q4 Percent	Count	Percent
.	Did not answer	14503	100.00	13174	100.00	39	0.31	11632	100.00		
1	Yes	10195	80.70	.	.		
2	No	2399	18.99	.	.		
Weighted											
Value	Formatted Value	Count	Q1 Percent	Count	Q2 Percent	Count	Q3 Percent	Count	Q4 Percent	Count	Percent
.	Did not answer	6783456	100.00	6768054	100.00	17915	0.26	7046270	100.00		
1	Yes	5674553	81.91	.	.		
2	No	1235508	17.83	.	.		

S03Y02 - Distance traveled, home to MTF pharmacy											
Unweighted											
Value	Formatted Value	Count	Q1 Percent	Count	Q2 Percent	Count	Q3 Percent	Count	Q4 Percent	Count	Percent
.	Did not answer	14503	100.00	13174	100.00	991	7.84	11632	100.00		
A	Invalid multiple responses	23	0.18	.	.		
N	Valid skip	2399	18.99	.	.		
1	Live on military installatn with phrmcy	1123	8.89	.	.		
2	Less than 5 miles	1448	11.46	.	.		
3	At least 5 miles but less than 10 miles	1756	13.90	.	.		
4	At least 10 miles but less than 15 miles	1332	10.54	.	.		
5	At least 15 miles	3561	28.19	.	.		
Weighted											
Value	Formatted Value	Count	Q1 Percent	Count	Q2 Percent	Count	Q3 Percent	Count	Q4 Percent	Count	Percent
.	Did not answer	6783456	100.00	6768054	100.00	723727	10.45	7046270	100.00		
A	Invalid multiple responses	14755	0.21	.	.		
N	Valid skip	1235508	17.83	.	.		
1	Live on military installatn with phrmcy	409367	5.91	.	.		
2	Less than 5 miles	697607	10.07	.	.		
3	At least 5 miles but less than 10 miles	846912	12.22	.	.		
4	At least 10 miles but less than 15 miles	644286	9.30	.	.		
5	At least 15 miles	2355814	34.00	.	.		

S03Y03 - In last 90 days:Prscrptn filled at MTF pharmacy									
Unweighted									
Value	Formatted Value	Q1		Q2		Q3		Q4	
		Count	Percent	Count	Percent	Count	Percent	Count	Percent
.	Did not answer	14503	100.00	13174	100.00	751	5.94	11632	100.00
A	Invalid multiple responses	10	0.08	.	.
N	Valid skip	2399	18.99	.	.
1	Yes, new prescriptions only	1264	10.01	.	.
2	Yes, refills only	1358	10.75	.	.
3	Yes, both new prescriptions and refills	3775	29.88	.	.
4	No	3076	24.35	.	.

Weighted									
Value	Formatted Value	Q1		Q2		Q3		Q4	
		Count	Percent	Count	Percent	Count	Percent	Count	Percent
.	Did not answer	6783456	100.00	6768054	100.00	472498	6.82	7046270	100.00
A	Invalid multiple responses	2735	0.04	.	.
N	Valid skip	1235508	17.83	.	.
1	Yes, new prescriptions only	557431	8.05	.	.
2	Yes, refills only	621994	8.98	.	.
3	Yes, both new prescriptions and refills	1724050	24.89	.	.
4	No	2313760	33.40	.	.

S03Y04 - In last 90 days:Info. rcvd about new prscrptn medcn, MTF									
Unweighted									
Value	Formatted Value	Q1		Q2		Q3		Q4	
		Count	Percent	Count	Percent	Count	Percent	Count	Percent
.	Did not answer	14503	100.00	13174	100.00	810	6.41	11632	100.00
A	Invalid multiple responses	44	0.35	.	.
C	Should be skipped	526	4.16	.	.
N	Didn't fill new prescriptions at a MTF	6332	50.12	.	.
1	Verbal instructions/information	236	1.87	.	.
2	Written instructions/info with prscrptn	1517	12.01	.	.
3	Both written and verbal instructions	3083	24.40	.	.
4	No information at all	85	0.67	.	.

Weighted									
Value	Formatted Value	Q1		Q2		Q3		Q4	
		Count	Percent	Count	Percent	Count	Percent	Count	Percent
.	Did not answer	6783456	100.00	6768054	100.00	494299	7.13	7046270	100.00
A	Invalid multiple responses	20183	0.29	.	.
C	Should be skipped	328452	4.74	.	.
N	Didn't fill new prescriptions at a MTF	3863936	55.77	.	.
1	Verbal instructions/information	105822	1.53	.	.
2	Written instructions/info with prscrptn	719107	10.38	.	.
3	Both written and verbal instructions	1362098	19.66	.	.
4	No information at all	34079	0.49	.	.

S03Y05 - In last 90 days:How oftn filled prscrptn wait is >30min, MTF									
Unweighted									
Value	Formatted Value	Q1		Q2		Q3		Q4	
		Count	Percent	Count	Percent	Count	Percent	Count	Percent
.	Did not answer	14503	100.00	13174	100.00	830	6.57	11632	100.00
A	Invalid multiple responses	8	0.06	.	.
C	Should be skipped	139	1.10	.	.
N	Valid skip	5336	42.24	.	.
1	Never	2344	18.55	.	.
2	Sometimes	2105	16.66	.	.
3	Usually	906	7.17	.	.
4	Always	965	7.64	.	.

Weighted									
Value	Formatted Value	Q1		Q2		Q3		Q4	
		Count	Percent	Count	Percent	Count	Percent	Count	Percent
.	Did not answer	6783456	100.00	6768054	100.00	524412	7.57	7046270	100.00
A	Invalid multiple responses	4473	0.06	.	.
C	Should be skipped	95826	1.38	.	.
N	Valid skip	3453441	49.85	.	.
1	Never	1000150	14.44	.	.
2	Sometimes	950792	13.72	.	.
3	Usually	411169	5.93	.	.
4	Always	487711	7.04	.	.

S03Y06A - prscrptn filled, MTF:There for medical appointment									
Unweighted									
Value	Formatted Value	Q1		Q2		Q3		Q4	
		Count	Percent	Count	Percent	Count	Percent	Count	Percent
.	Did not answer	14503	100.00	13174	100.00	.	.	11632	100.00
C	Should be skipped	21	0.17	.	.
N	Valid Skip	5454	43.17	.	.
1	Marked	3193	25.28	.	.
2	Not Marked	3965	31.39	.	.

Weighted									
Value	Formatted Value	Q1		Q2		Q3		Q4	
		Count	Percent	Count	Percent	Count	Percent	Count	Percent
.	Did not answer	6783456	100.00	6768054	100.00	.	.	7046270	100.00
C	Should be skipped	11122	0.16	.	.
N	Valid Skip	3538145	51.07	.	.
1	Marked	1253874	18.10	.	.
2	Not Marked	2124833	30.67	.	.

S03Y06B - prscrptn filled, MTF:Visiting Military instalation for other reason										
Unweighted										
Value	Formatted Value	Count	Q1 Percent	Count	Q2 Percent	Count	Q3 Percent	Count	Q4 Percent	Percent
.	Did not answer	14503	100.00	13174	100.00	.	.	11632	100.00	.
C	Should be skipped	9	0.07	.	.	.
N	Valid Skip	5466	43.27	.	.	.
1	Marked	795	6.29	.	.	.
2	Not Marked	6363	50.37	.	.	.
Weighted										
Value	Formatted Value	Count	Q1 Percent	Count	Q2 Percent	Count	Q3 Percent	Count	Q4 Percent	Percent
.	Did not answer	6783456	100.00	6768054	100.00	.	.	7046270	100.00	.
C	Should be skipped	4785	0.07	.	.	.
N	Valid Skip	3544482	51.16	.	.	.
1	Marked	379059	5.47	.	.	.
2	Not Marked	2999649	43.30	.	.	.

S03Y06C - prscrptn filled, MTF:Conveniently located										
Unweighted										
Value	Formatted Value	Count	Q1 Percent	Count	Q2 Percent	Count	Q3 Percent	Count	Q4 Percent	Percent
.	Did not answer	14503	100.00	13174	100.00	.	.	11632	100.00	.
C	Should be skipped	12	0.09	.	.	.
N	Valid Skip	5463	43.24	.	.	.
1	Marked	2302	18.22	.	.	.
2	Not Marked	4856	38.44	.	.	.
Weighted										
Value	Formatted Value	Count	Q1 Percent	Count	Q2 Percent	Count	Q3 Percent	Count	Q4 Percent	Percent
.	Did not answer	6783456	100.00	6768054	100.00	.	.	7046270	100.00	.
C	Should be skipped	4939	0.07	.	.	.
N	Valid Skip	3544328	51.16	.	.	.
1	Marked	987013	14.25	.	.	.
2	Not Marked	2391695	34.52	.	.	.

S03Y06D - prscrptn filled, MTF:Pharmacy has free prscrptn drugs										
Unweighted										
Value	Formatted Value	Count	Q1 Percent	Count	Q2 Percent	Count	Q3 Percent	Count	Q4 Percent	Percent
.	Did not answer	14503	100.00	13174	100.00	.	.	11632	100.00	.
C	Should be skipped	24	0.19	.	.	.
N	Valid Skip	5451	43.15	.	.	.
1	Marked	4483	35.49	.	.	.
2	Not Marked	2675	21.17	.	.	.
Weighted										
Value	Formatted Value	Count	Q1 Percent	Count	Q2 Percent	Count	Q3 Percent	Count	Q4 Percent	Percent
.	Did not answer	6783456	100.00	6768054	100.00	.	.	7046270	100.00	.
C	Should be skipped	11236	0.16	.	.	.
N	Valid Skip	3538031	51.07	.	.	.
1	Marked	2016863	29.11	.	.	.
2	Not Marked	1361845	19.66	.	.	.

S03Y06E - prscrptn filled, MTF:I like service										
Unweighted										
Value	Formatted Value	Count	Q1 Percent	Count	Q2 Percent	Count	Q3 Percent	Count	Q4 Percent	Percent
.	Did not answer	14503	100.00	13174	100.00	.	.	11632	100.00	.
C	Should be skipped	9	0.07	.	.	.
N	Valid Skip	5466	43.27	.	.	.
1	Marked	1689	13.37	.	.	.
2	Not Marked	5469	43.29	.	.	.
Weighted										
Value	Formatted Value	Count	Q1 Percent	Count	Q2 Percent	Count	Q3 Percent	Count	Q4 Percent	Percent
.	Did not answer	6783456	100.00	6768054	100.00	.	.	7046270	100.00	.
C	Should be skipped	5890	0.09	.	.	.
N	Valid Skip	3543377	51.15	.	.	.
1	Marked	765087	11.04	.	.	.
2	Not Marked	2613621	37.73	.	.	.

S03Y06F - prscrptn filled, MTF:My doctor recommended MTF pharmacy										
Unweighted										
Value	Formatted Value	Count	Q1 Percent	Count	Q2 Percent	Count	Q3 Percent	Count	Q4 Percent	Count
.	Did not answer	14503	100.00	13174	100.00	.	.	11632	100.00	.
C	Should be skipped	2	0.02	.	.	.
N	Valid Skip	5473	43.32	.	.	.
1	Marked	518	4.10	.	.	.
2	Not Marked	6640	52.56	.	.	.
Weighted										
Value	Formatted Value	Count	Q1 Percent	Count	Q2 Percent	Count	Q3 Percent	Count	Q4 Percent	Count
.	Did not answer	6783456	100.00	6768054	100.00	.	.	7046270	100.00	.
C	Should be skipped	1157	0.02	.	.	.
N	Valid Skip	3548110	51.21	.	.	.
1	Marked	228604	3.30	.	.	.
2	Not Marked	3150104	45.47	.	.	.

S03Y06G - prscrptn filled, MTF:Better information and instructions										
Unweighted										
Value	Formatted Value	Count	Q1 Percent	Count	Q2 Percent	Count	Q3 Percent	Count	Q4 Percent	Count
.	Did not answer	14503	100.00	13174	100.00	.	.	11632	100.00	.
C	Should be skipped	5	0.04	.	.	.
N	Valid Skip	5470	43.30	.	.	.
1	Marked	761	6.02	.	.	.
2	Not Marked	6397	50.64	.	.	.
Weighted										
Value	Formatted Value	Count	Q1 Percent	Count	Q2 Percent	Count	Q3 Percent	Count	Q4 Percent	Count
.	Did not answer	6783456	100.00	6768054	100.00	.	.	7046270	100.00	.
C	Should be skipped	2415	0.03	.	.	.
N	Valid Skip	3546852	51.20	.	.	.
1	Marked	335003	4.84	.	.	.
2	Not Marked	3043705	43.93	.	.	.

S03Y06H - prscrptn filled, MTF:Trust prscrptn filled correctly										
Unweighted										
Value	Formatted Value	Q1		Q2		Q3		Q4		
		Count	Percent	Count	Percent	Count	Percent	Count	Percent	
.	Did not answer	14503	100.00	13174	100.00	.	.	11632	100.00	.
C	Should be skipped	10	0.08	.	.	.
N	Valid Skip	5465	43.26	.	.	.
1	Marked	1062	8.41	.	.	.
2	Not Marked	6096	48.25	.	.	.
Weighted										
Value	Formatted Value	Q1		Q2		Q3		Q4		
		Count	Percent	Count	Percent	Count	Percent	Count	Percent	
.	Did not answer	6783456	100.00	6768054	100.00	.	.	7046270	100.00	.
C	Should be skipped	4183	0.06	.	.	.
N	Valid Skip	3545084	51.17	.	.	.
1	Marked	488765	7.05	.	.	.
2	Not Marked	2889943	41.71	.	.	.

S03Y07 - Rating of MTF pharmacy where prscrptn is filled										
Unweighted										
Value	Formatted Value	Q1		Q2		Q3		Q4		
		Count	Percent	Count	Percent	Count	Percent	Count	Percent	
.	Did not answer	14503	100.00	13174	100.00	846	6.70	11632	100.00	.
A	Invalid multiple responses	8	0.06	.	.	.
C	Should be skipped	169	1.34	.	.	.
N	Didn't fill prscrptns at MTF pharmacy	5321	42.12	.	.	.
0	0	32	0.25	.	.	.
1	1	29	0.23	.	.	.
2	2	71	0.56	.	.	.
3	3	119	0.94	.	.	.
4	4	167	1.32	.	.	.
5	5	383	3.03	.	.	.
6	6	382	3.02	.	.	.
7	7	666	5.27	.	.	.
8	8	1258	9.96	.	.	.
9	9	1544	12.22	.	.	.
10	10	1638	12.97	.	.	.

2003 HEALTH CARE SURVEY OF DOD BENEFICIARIES – FINAL

Weighted										
Value	Formatted Value	Q1		Q2		Q3		Q4		
		Count	Percent	Count	Percent	Count	Percent	Count	Percent	
.	Did not answer	6783456	100.00	6768054	100.00	535884	7.74	7046270	100.00	
A	Invalid multiple responses	1733	0.03	.	.	
C	Should be skipped	124456	1.80	.	.	
N	Didn't fill prscrptns at MTF pharmacy	3432619	49.55	.	.	
0	0	15054	0.22	.	.	
1	1	16720	0.24	.	.	
2	2	27432	0.40	.	.	
3	3	46340	0.67	.	.	
4	4	72039	1.04	.	.	
5	5	177835	2.57	.	.	
6	6	176283	2.54	.	.	
7	7	300882	4.34	.	.	
8	8	558308	8.06	.	.	
9	9	680350	9.82	.	.	
10	10	762041	11.00	.	.	

S03Y08 -
Dist:home, work to TRICARE retail network(TRN) pharmacy

Unweighted										
Value	Formatted Value	Q1		Q2		Q3		Q4		
		Count	Percent	Count	Percent	Count	Percent	Count	Percent	
.	Did not answer	14503	100.00	13174	100.00	1117	8.84	11632	100.00	
A	Invalid multiple responses	17	0.13	.	.	
D	Don't know	3467	27.44	.	.	
N	Valid skip	2399	18.99	.	.	
1	Less than 2 miles	1760	13.93	.	.	
2	At least 2 miles but less than 5 miles	1396	11.05	.	.	
3	At least 5 miles but less than 15 miles	1448	11.46	.	.	
4	At least 15 miles	1029	8.15	.	.	

Weighted										
Value	Formatted Value	Q1		Q2		Q3		Q4		
		Count	Percent	Count	Percent	Count	Percent	Count	Percent	
.	Did not answer	6783456	100.00	6768054	100.00	679290	9.81	7046270	100.00	
A	Invalid multiple responses	7836	0.11	.	.	
D	Don't know	1822154	26.30	.	.	
N	Valid skip	1235508	17.83	.	.	
1	Less than 2 miles	1053176	15.20	.	.	
2	At least 2 miles but less than 5 miles	794695	11.47	.	.	
3	At least 5 miles but less than 15 miles	759170	10.96	.	.	
4	At least 15 miles	576147	8.32	.	.	

S03Y09 -										
In last 90 days:prescription filled at TRN pharmacy										
Unweighted										
Value	Formatted Value	Q1		Q2		Q3		Q4		
		Count	Percent	Count	Percent	Count	Percent	Count	Percent	
.	Did not answer	14503	100.00	13174	100.00	676	5.35	11632	100.00	
A	Invalid multiple responses	11	0.09	.	.	
N	Valid skip	2399	18.99	.	.	
1	Yes, new prescriptions only	788	6.24	.	.	
2	Yes, refills only	609	4.82	.	.	
3	Yes, both new prescriptions and refills	1580	12.51	.	.	
4	No	6570	52.01	.	.	
Weighted										
Value	Formatted Value	Q1		Q2		Q3		Q4		
		Count	Percent	Count	Percent	Count	Percent	Count	Percent	
.	Did not answer	6783456	100.00	6768054	100.00	433680	6.26	7046270	100.00	
A	Invalid multiple responses	6355	0.09	.	.	
N	Valid skip	1235508	17.83	.	.	
1	Yes, new prescriptions only	415256	5.99	.	.	
2	Yes, refills only	385966	5.57	.	.	
3	Yes, both new prescriptions and refills	1046491	15.11	.	.	
4	No	3404720	49.14	.	.	

S03Y10 -										
In last 90 days:Info. rcvd about new prscrptn medcn, TRN										
Unweighted										
Value	Formatted Value	Q1		Q2		Q3		Q4		
		Count	Percent	Count	Percent	Count	Percent	Count	Percent	
.	Did not answer	14503	100.00	13174	100.00	732	5.79	11632	100.00	
A	Invalid multiple responses	24	0.19	.	.	
C	Should be skipped	521	4.12	.	.	
N	Didn't fill new prscrptns-netwrk phrmcy	9074	71.83	.	.	
1	Verbal instructions/information	122	0.97	.	.	
2	Written instructions/info with prscrptn	866	6.86	.	.	
3	Both written and verbal instructions	1246	9.86	.	.	
4	No information at all	48	0.38	.	.	
Weighted										
Value	Formatted Value	Q1		Q2		Q3		Q4		
		Count	Percent	Count	Percent	Count	Percent	Count	Percent	
.	Did not answer	6783456	100.00	6768054	100.00	468870	6.77	7046270	100.00	
A	Invalid multiple responses	19698	0.28	.	.	
C	Should be skipped	297153	4.29	.	.	
N	Didn't fill new prscrptns-netwrk phrmcy	4737961	68.39	.	.	
1	Verbal instructions/information	57510	0.83	.	.	
2	Written instructions/info with prscrptn	547615	7.90	.	.	
3	Both written and verbal instructions	773972	11.17	.	.	
4	No information at all	25198	0.36	.	.	

S03Y11 - In last 90 days:How oftn filled prscrptn wait is >30min, TRN										
Unweighted										
Value	Formatted Value	Q1		Q2		Q3		Q4		
		Count	Percent	Count	Percent	Count	Percent	Count	Percent	
.	Did not answer	14503	100.00	13174	100.00	750	5.94	11632	100.00	
A	Invalid multiple responses	8	0.06	.	.	
C	Should be skipped	212	1.68	.	.	
N	Valid skip	8757	69.32	.	.	
1	Never	1128	8.93	.	.	
2	Sometimes	1015	8.03	.	.	
3	Usually	408	3.23	.	.	
4	Always	355	2.81	.	.	

Weighted										
Value	Formatted Value	Q1		Q2		Q3		Q4		
		Count	Percent	Count	Percent	Count	Percent	Count	Percent	
.	Did not answer	6783456	100.00	6768054	100.00	487476	7.04	7046270	100.00	
A	Invalid multiple responses	6019	0.09	.	.	
C	Should be skipped	110263	1.59	.	.	
N	Valid skip	4529964	65.39	.	.	
1	Never	727466	10.50	.	.	
2	Sometimes	587287	8.48	.	.	
3	Usually	257815	3.72	.	.	
4	Always	221685	3.20	.	.	

S03Y12 - In last 90 days:TRN filled prescription, taken >=90 days										
Unweighted										
Value	Formatted Value	Q1		Q2		Q3		Q4		
		Count	Percent	Count	Percent	Count	Percent	Count	Percent	
.	Did not answer	14503	100.00	13174	100.00	723	5.72	11632	100.00	
C	Should be skipped	353	2.79	.	.	
N	Valid skip	8616	68.20	.	.	
1	Yes	2063	16.33	.	.	
2	No	878	6.95	.	.	

Weighted										
Value	Formatted Value	Q1		Q2		Q3		Q4		
		Count	Percent	Count	Percent	Count	Percent	Count	Percent	
.	Did not answer	6783456	100.00	6768054	100.00	468617	6.76	7046270	100.00	
C	Should be skipped	206719	2.98	.	.	
N	Valid skip	4433508	63.99	.	.	
1	Yes	1317957	19.02	.	.	
2	No	501173	7.23	.	.	

S03Y13A - prscrptn filld, TRN:Don't know how get drugs thru mail order phrmcy										
Unweighted										
Value	Formatted Value	Count	Q1 Percent	Count	Q2 Percent	Count	Q3 Percent	Count	Q4 Percent	Count
.	Did not answer	14503	100.00	13174	100.00	.	.	11632	100.00	.
C	Should be skipped	42	0.33	.	.	.
N	Valid Skip	9805	77.61	.	.	.
1	Marked	378	2.99	.	.	.
2	Not Marked	2408	19.06	.	.	.
Weighted										
Value	Formatted Value	Count	Q1 Percent	Count	Q2 Percent	Count	Q3 Percent	Count	Q4 Percent	Count
.	Did not answer	6783456	100.00	6768054	100.00	.	.	7046270	100.00	.
C	Should be skipped	26933	0.39	.	.	.
N	Valid Skip	5114467	73.82	.	.	.
1	Marked	241214	3.48	.	.	.
2	Not Marked	1545360	22.31	.	.	.

S03Y13B - prscrptn filled, TRN:Not comfortable getting drugs by mail										
Unweighted										
Value	Formatted Value	Count	Q1 Percent	Count	Q2 Percent	Count	Q3 Percent	Count	Q4 Percent	Count
.	Did not answer	14503	100.00	13174	100.00	.	.	11632	100.00	.
C	Should be skipped	19	0.15	.	.	.
N	Valid Skip	9828	77.80	.	.	.
1	Marked	312	2.47	.	.	.
2	Not Marked	2474	19.58	.	.	.
Weighted										
Value	Formatted Value	Count	Q1 Percent	Count	Q2 Percent	Count	Q3 Percent	Count	Q4 Percent	Count
.	Did not answer	6783456	100.00	6768054	100.00	.	.	7046270	100.00	.
C	Should be skipped	6909	0.10	.	.	.
N	Valid Skip	5134491	74.11	.	.	.
1	Marked	222605	3.21	.	.	.
2	Not Marked	1563970	22.57	.	.	.

S03Y13C - prscrptn filled, TRN:Conveniently located										
Unweighted										
Value	Formatted Value	Count	Q1 Percent	Count	Q2 Percent	Count	Q3 Percent	Count	Q4 Percent	Count
.	Did not answer	14503	100.00	13174	100.00	.	.	11632	100.00	.
C	Should be skipped	22	0.17	.	.	.
N	Valid Skip	9825	77.77	.	.	.
1	Marked	1065	8.43	.	.	.
2	Not Marked	1721	13.62	.	.	.
Weighted										
Value	Formatted Value	Count	Q1 Percent	Count	Q2 Percent	Count	Q3 Percent	Count	Q4 Percent	Count
.	Did not answer	6783456	100.00	6768054	100.00	.	.	7046270	100.00	.
C	Should be skipped	11590	0.17	.	.	.
N	Valid Skip	5129810	74.04	.	.	.
1	Marked	746073	10.77	.	.	.
2	Not Marked	1040502	15.02	.	.	.

S03Y13D - prscrptn filled, TRN:Mail order phrmcy doesn't have needed medctn										
Unweighted										
Value	Formatted Value	Count	Q1 Percent	Count	Q2 Percent	Count	Q3 Percent	Count	Q4 Percent	Count
.	Did not answer	14503	100.00	13174	100.00	.	.	11632	100.00	.
C	Should be skipped	2	0.02	.	.	.
N	Valid Skip	9845	77.93	.	.	.
1	Marked	73	0.58	.	.	.
2	Not Marked	2713	21.48	.	.	.
Weighted										
Value	Formatted Value	Count	Q1 Percent	Count	Q2 Percent	Count	Q3 Percent	Count	Q4 Percent	Count
.	Did not answer	6783456	100.00	6768054	100.00	.	.	7046270	100.00	.
C	Should be skipped	1429	0.02	.	.	.
N	Valid Skip	5139971	74.19	.	.	.
1	Marked	47846	0.69	.	.	.
2	Not Marked	1738729	25.10	.	.	.

S03Y13E - prscrptn filled, TRN:like service										
Unweighted										
Value	Formatted Value	Count	Q1 Percent	Count	Q2 Percent	Count	Q3 Percent	Count	Q4 Percent	Percent
.	Did not answer	14503	100.00	13174	100.00	.	.	11632	100.00	.
C	Should be skipped	9	0.07	.	.	.
N	Valid Skip	9838	77.88	.	.	.
1	Marked	577	4.57	.	.	.
2	Not Marked	2209	17.49	.	.	.
Weighted										
Value	Formatted Value	Count	Q1 Percent	Count	Q2 Percent	Count	Q3 Percent	Count	Q4 Percent	Percent
.	Did not answer	6783456	100.00	6768054	100.00	.	.	7046270	100.00	.
C	Should be skipped	6992	0.10	.	.	.
N	Valid Skip	5134409	74.11	.	.	.
1	Marked	433831	6.26	.	.	.
2	Not Marked	1352744	19.53	.	.	.

S03Y13F - prscrptn filled, TRN:better information/instructions										
Unweighted										
Value	Formatted Value	Count	Q1 Percent	Count	Q2 Percent	Count	Q3 Percent	Count	Q4 Percent	Percent
.	Did not answer	14503	100.00	13174	100.00	.	.	11632	100.00	.
C	Should be skipped	4	0.03	.	.	.
N	Valid Skip	9843	77.91	.	.	.
1	Marked	205	1.62	.	.	.
2	Not Marked	2581	20.43	.	.	.
Weighted										
Value	Formatted Value	Count	Q1 Percent	Count	Q2 Percent	Count	Q3 Percent	Count	Q4 Percent	Percent
.	Did not answer	6783456	100.00	6768054	100.00	.	.	7046270	100.00	.
C	Should be skipped	2461	0.04	.	.	.
N	Valid Skip	5138940	74.18	.	.	.
1	Marked	145676	2.10	.	.	.
2	Not Marked	1640898	23.69	.	.	.

S03Y13G - prscrptn filled, TRN:MTF phrmcy doesn't have the medication										
Unweighted										
Value	Formatted Value	Count	Q1 Percent	Count	Q2 Percent	Count	Q3 Percent	Count	Q4 Percent	Count
.	Did not answer	14503	100.00	13174	100.00	.	.	11632	100.00	.
C	Should be skipped	10	0.08	.	.	.
N	Valid Skip	9837	77.87	.	.	.
1	Marked	607	4.80	.	.	.
2	Not Marked	2179	17.25	.	.	.
Weighted										
Value	Formatted Value	Count	Q1 Percent	Count	Q2 Percent	Count	Q3 Percent	Count	Q4 Percent	Count
.	Did not answer	6783456	100.00	6768054	100.00	.	.	7046270	100.00	.
C	Should be skipped	6660	0.10	.	.	.
N	Valid Skip	5134740	74.12	.	.	.
1	Marked	287537	4.15	.	.	.
2	Not Marked	1499038	21.64	.	.	.

S03Y13H - prscrptn filled, TRN:trust fill correctly										
Unweighted										
Value	Formatted Value	Count	Q1 Percent	Count	Q2 Percent	Count	Q3 Percent	Count	Q4 Percent	Count
.	Did not answer	14503	100.00	13174	100.00	.	.	11632	100.00	.
C	Should be skipped	10	0.08	.	.	.
N	Valid Skip	9837	77.87	.	.	.
1	Marked	208	1.65	.	.	.
2	Not Marked	2578	20.41	.	.	.
Weighted										
Value	Formatted Value	Count	Q1 Percent	Count	Q2 Percent	Count	Q3 Percent	Count	Q4 Percent	Count
.	Did not answer	6783456	100.00	6768054	100.00	.	.	7046270	100.00	.
C	Should be skipped	6103	0.09	.	.	.
N	Valid Skip	5135297	74.12	.	.	.
1	Marked	145026	2.09	.	.	.
2	Not Marked	1641548	23.69	.	.	.

S03Y14 - Rating of TRN pharmacy where prescription filled									
Unweighted									
Value	Formatted Value	Q1		Q2		Q3		Q4	
		Count	Percent	Count	Percent	Count	Percent	Count	Percent
.	Did not answer	14503	100.00	13174	100.00	725	5.74	11632	100.00
A	Invalid multiple responses	9	0.07	.	.
C	Should be skipped	346	2.74	.	.
N	Didn't fill prscrptns at netwrk phrmcy	8698	68.85	.	.
0	0	7	0.06	.	.
1	1	6	0.05	.	.
2	2	13	0.10	.	.
3	3	51	0.40	.	.
4	4	45	0.36	.	.
5	5	188	1.49	.	.
6	6	142	1.12	.	.
7	7	308	2.44	.	.
8	8	616	4.88	.	.
9	9	698	5.53	.	.
10	10	781	6.18	.	.

Weighted									
Value	Formatted Value	Q1		Q2		Q3		Q4	
		Count	Percent	Count	Percent	Count	Percent	Count	Percent
.	Did not answer	6783456	100.00	6768054	100.00	459655	6.63	7046270	100.00
A	Invalid multiple responses	6241	0.09	.	.
C	Should be skipped	199371	2.88	.	.
N	Didn't fill prscrptns at netwrk phrmcy	4483540	64.72	.	.
0	0	5130	0.07	.	.
1	1	3665	0.05	.	.
2	2	3986	0.06	.	.
3	3	25998	0.38	.	.
4	4	27632	0.40	.	.
5	5	105404	1.52	.	.
6	6	68119	0.98	.	.
7	7	167528	2.42	.	.
8	8	377617	5.45	.	.
9	9	436196	6.30	.	.
10	10	557894	8.05	.	.

S03Y15 - In last 90 days:prscrptn filled at Non-network civilian(NNC) phrmcy									
Unweighted									
Value	Formatted Value	Q1		Q2		Q3		Q4	
		Count	Percent	Count	Percent	Count	Percent	Count	Percent
.	Did not answer	14503	100.00	13174	100.00	664	5.26	11632	100.00
A	Invalid multiple responses	13	0.10	.	.
N	Valid skip	2399	18.99	.	.
1	Yes, new prescriptions only	445	3.52	.	.
2	Yes, refills only	328	2.60	.	.
3	Yes, both new prescriptions and refills	940	7.44	.	.
4	No	7844	62.09	.	.

Weighted									
Value	Formatted Value	Q1		Q2		Q3		Q4	
		Count	Percent	Count	Percent	Count	Percent	Count	Percent
.	Did not answer	6783456	100.00	6768054	100.00	419039	6.05	7046270	100.00
A	Invalid multiple responses	6385	0.09	.	.
N	Valid skip	1235508	17.83	.	.
1	Yes, new prescriptions only	236594	3.42	.	.
2	Yes, refills only	234017	3.38	.	.
3	Yes, both new prescriptions and refills	668338	9.65	.	.
4	No	4128094	59.59	.	.

S03Y16 - In last 90 days:Info. rcvd about new prscrptn medcn, NNC									
Unweighted									
Value	Formatted Value	Q1		Q2		Q3		Q4	
		Count	Percent	Count	Percent	Count	Percent	Count	Percent
.	Did not answer	14503	100.00	13174	100.00	727	5.75	11632	100.00
A	Invalid multiple responses	24	0.19	.	.
C	Should be skipped	466	3.69	.	.
N	Didn't fill new prscrptns-nonnetwrk phrm	10165	80.46	.	.
1	Verbal instructions/information	75	0.59	.	.
2	Written instructions/info with prscrptn	472	3.74	.	.
3	Both written and verbal instructions	675	5.34	.	.
4	No information at all	29	0.23	.	.

Weighted									
Value	Formatted Value	Q1		Q2		Q3		Q4	
		Count	Percent	Count	Percent	Count	Percent	Count	Percent
.	Did not answer	6783456	100.00	6768054	100.00	459951	6.64	7046270	100.00
A	Invalid multiple responses	15624	0.23	.	.
C	Should be skipped	285834	4.13	.	.
N	Didn't fill new prscrptns-nonnetwrk phrm	5350429	77.23	.	.
1	Verbal instructions/information	40439	0.58	.	.
2	Written instructions/info with prscrptn	326054	4.71	.	.
3	Both written and verbal instructions	434220	6.27	.	.
4	No information at all	15424	0.22	.	.

S03Y17 - In last 90 days:filed claims for NNC filled prscrptns											
Unweighted											
Value	Formatted Value	Count	Q1 Percent	Count	Q2 Percent	Count	Q3 Percent	Count	Q4 Percent	Count	Percent
.	Did not answer	14503	100.00	13174	100.00	712	5.64	11632	100.00		
C	Should be skipped	445	3.52	.	.		
N	Valid skip	9798	77.56	.	.		
1	Yes	496	3.93	.	.		
2	No	1182	9.36	.	.		
Weighted											
Value	Formatted Value	Count	Q1 Percent	Count	Q2 Percent	Count	Q3 Percent	Count	Q4 Percent	Count	Percent
.	Did not answer	6783456	100.00	6768054	100.00	454607	6.56	7046270	100.00		
C	Should be skipped	267928	3.87	.	.		
N	Valid skip	5095673	73.55	.	.		
1	Yes	344411	4.97	.	.		
2	No	765355	11.05	.	.		

S03Y18A - claim problems, NNC:none											
Unweighted											
Value	Formatted Value	Count	Q1 Percent	Count	Q2 Percent	Count	Q3 Percent	Count	Q4 Percent	Count	Percent
.	Did not answer	14503	100.00	13174	100.00	.	.	11632	100.00		
C	Should be skipped	176	1.39	.	.		
N	Valid Skip	11249	89.04	.	.		
1	Marked	359	2.84	.	.		
2	Not Marked	849	6.72	.	.		
Weighted											
Value	Formatted Value	Count	Q1 Percent	Count	Q2 Percent	Count	Q3 Percent	Count	Q4 Percent	Count	Percent
.	Did not answer	6783456	100.00	6768054	100.00	.	.	7046270	100.00		
C	Should be skipped	104300	1.51	.	.		
N	Valid Skip	6024657	86.96	.	.		
1	Marked	240901	3.48	.	.		
2	Not Marked	558117	8.06	.	.		

S03Y18B - claim problems, NNC:instrctn difficult										
Unweighted										
Value	Formatted Value	Count	Q1 Percent	Count	Q2 Percent	Count	Q3 Percent	Count	Q4 Percent	Count
.	Did not answer	14503	100.00	13174	100.00	.	.	11632	100.00	.
C	Should be skipped	2	0.02	.	.	.
N	Valid Skip	11423	90.42	.	.	.
1	Marked	35	0.28	.	.	.
2	Not Marked	1173	9.29	.	.	.
Weighted										
Value	Formatted Value	Count	Q1 Percent	Count	Q2 Percent	Count	Q3 Percent	Count	Q4 Percent	Count
.	Did not answer	6783456	100.00	6768054	100.00	.	.	7046270	100.00	.
C	Should be skipped	2755	0.04	.	.	.
N	Valid Skip	6126202	88.43	.	.	.
1	Marked	23092	0.33	.	.	.
2	Not Marked	775926	11.20	.	.	.

S03Y18C - claim problems, NNC:diffcult obtaining form										
Unweighted										
Value	Formatted Value	Count	Q1 Percent	Count	Q2 Percent	Count	Q3 Percent	Count	Q4 Percent	Count
.	Did not answer	14503	100.00	13174	100.00	.	.	11632	100.00	.
C	Should be skipped	4	0.03	.	.	.
N	Valid Skip	11421	90.41	.	.	.
1	Marked	35	0.28	.	.	.
2	Not Marked	1173	9.29	.	.	.
Weighted										
Value	Formatted Value	Count	Q1 Percent	Count	Q2 Percent	Count	Q3 Percent	Count	Q4 Percent	Count
.	Did not answer	6783456	100.00	6768054	100.00	.	.	7046270	100.00	.
C	Should be skipped	4171	0.06	.	.	.
N	Valid Skip	6124786	88.41	.	.	.
1	Marked	18870	0.27	.	.	.
2	Not Marked	780148	11.26	.	.	.

S03Y18D - claim problems, NNC:>20 days to process										
Unweighted										
Value	Formatted Value	Count	Q1 Percent	Count	Q2 Percent	Count	Q3 Percent	Count	Q4 Percent	Percent
.	Did not answer	14503	100.00	13174	100.00	.	.	11632	100.00	.
C	Should be skipped	5	0.04	.	.	.
N	Valid Skip	11420	90.40	.	.	.
1	Marked	93	0.74	.	.	.
2	Not Marked	1115	8.83	.	.	.
Weighted										
Value	Formatted Value	Count	Q1 Percent	Count	Q2 Percent	Count	Q3 Percent	Count	Q4 Percent	Percent
.	Did not answer	6783456	100.00	6768054	100.00	.	.	7046270	100.00	.
C	Should be skipped	4543	0.07	.	.	.
N	Valid Skip	6124414	88.40	.	.	.
1	Marked	71418	1.03	.	.	.
2	Not Marked	727600	10.50	.	.	.

S03Y19A - prscrptn filled, NNC:other health insurance										
Unweighted										
Value	Formatted Value	Count	Q1 Percent	Count	Q2 Percent	Count	Q3 Percent	Count	Q4 Percent	Percent
.	Did not answer	14503	100.00	13174	100.00	.	.	11632	100.00	.
C	Should be skipped	48	0.38	.	.	.
N	Valid Skip	10195	80.70	.	.	.
1	Marked	768	6.08	.	.	.
2	Not Marked	1622	12.84	.	.	.
Weighted										
Value	Formatted Value	Count	Q1 Percent	Count	Q2 Percent	Count	Q3 Percent	Count	Q4 Percent	Percent
.	Did not answer	6783456	100.00	6768054	100.00	.	.	7046270	100.00	.
C	Should be skipped	33017	0.48	.	.	.
N	Valid Skip	5330585	76.94	.	.	.
1	Marked	552039	7.97	.	.	.
2	Not Marked	1012334	14.61	.	.	.

S03Y19B - prscrptn filled, NNC:traveling										
Unweighted										
Value	Formatted Value	Count	Q1 Percent	Count	Q2 Percent	Count	Q3 Percent	Count	Q4 Percent	Percent
.	Did not answer	14503	100.00	13174	100.00	.	.	11632	100.00	.
C	Should be skipped	5	0.04	.	.	.
N	Valid Skip	10238	81.04	.	.	.
1	Marked	127	1.01	.	.	.
2	Not Marked	2263	17.91	.	.	.
Weighted										
Value	Formatted Value	Count	Q1 Percent	Count	Q2 Percent	Count	Q3 Percent	Count	Q4 Percent	Percent
.	Did not answer	6783456	100.00	6768054	100.00	.	.	7046270	100.00	.
C	Should be skipped	1628	0.02	.	.	.
N	Valid Skip	5361974	77.40	.	.	.
1	Marked	63349	0.91	.	.	.
2	Not Marked	1501024	21.67	.	.	.

S03Y19C - prscrptn filled, NNC:not conveniently located										
Unweighted										
Value	Formatted Value	Count	Q1 Percent	Count	Q2 Percent	Count	Q3 Percent	Count	Q4 Percent	Percent
.	Did not answer	14503	100.00	13174	100.00	.	.	11632	100.00	.
C	Should be skipped	14	0.11	.	.	.
N	Valid Skip	10229	80.97	.	.	.
1	Marked	231	1.83	.	.	.
2	Not Marked	2159	17.09	.	.	.
Weighted										
Value	Formatted Value	Count	Q1 Percent	Count	Q2 Percent	Count	Q3 Percent	Count	Q4 Percent	Percent
.	Did not answer	6783456	100.00	6768054	100.00	.	.	7046270	100.00	.
C	Should be skipped	7880	0.11	.	.	.
N	Valid Skip	5355722	77.31	.	.	.
1	Marked	167160	2.41	.	.	.
2	Not Marked	1397214	20.17	.	.	.

S03Y19D - prscrptn filled, NNC:in network?										
Unweighted										
Value	Formatted Value	Count	Q1 Percent	Count	Q2 Percent	Count	Q3 Percent	Count	Q4 Percent	Percent
.	Did not answer	14503	100.00	13174	100.00	.	.	11632	100.00	.
C	Should be skipped	18	0.14	.	.	.
N	Valid Skip	10225	80.94	.	.	.
1	Marked	256	2.03	.	.	.
2	Not Marked	2134	16.89	.	.	.
Weighted										
Value	Formatted Value	Count	Q1 Percent	Count	Q2 Percent	Count	Q3 Percent	Count	Q4 Percent	Percent
.	Did not answer	6783456	100.00	6768054	100.00	.	.	7046270	100.00	.
C	Should be skipped	13625	0.20	.	.	.
N	Valid Skip	5349976	77.22	.	.	.
1	Marked	184115	2.66	.	.	.
2	Not Marked	1380259	19.92	.	.	.

S03Y19E - prscrptn filled, NNC:prefer non-network pharmacy										
Unweighted										
Value	Formatted Value	Count	Q1 Percent	Count	Q2 Percent	Count	Q3 Percent	Count	Q4 Percent	Percent
.	Did not answer	14503	100.00	13174	100.00	.	.	11632	100.00	.
C	Should be skipped	13	0.10	.	.	.
N	Valid Skip	10230	80.98	.	.	.
1	Marked	108	0.85	.	.	.
2	Not Marked	2282	18.06	.	.	.
Weighted										
Value	Formatted Value	Count	Q1 Percent	Count	Q2 Percent	Count	Q3 Percent	Count	Q4 Percent	Percent
.	Did not answer	6783456	100.00	6768054	100.00	.	.	7046270	100.00	.
C	Should be skipped	9147	0.13	.	.	.
N	Valid Skip	5354455	77.29	.	.	.
1	Marked	68712	0.99	.	.	.
2	Not Marked	1495662	21.59	.	.	.

S03Y19F - prscrptn filled, NNC:difference unknown										
Unweighted										
Value	Formatted Value	Count	Q1 Percent	Count	Q2 Percent	Count	Q3 Percent	Count	Q4 Percent	Percent
.	Did not answer	14503	100.00	13174	100.00	.	.	11632	100.00	.
C	Should be skipped	101	0.80	.	.	.
N	Valid Skip	10142	80.28	.	.	.
1	Marked	477	3.78	.	.	.
2	Not Marked	1913	15.14	.	.	.
Weighted										
Value	Formatted Value	Count	Q1 Percent	Count	Q2 Percent	Count	Q3 Percent	Count	Q4 Percent	Percent
.	Did not answer	6783456	100.00	6768054	100.00	.	.	7046270	100.00	.
C	Should be skipped	58926	0.85	.	.	.
N	Valid Skip	5304675	76.57	.	.	.
1	Marked	324272	4.68	.	.	.
2	Not Marked	1240101	17.90	.	.	.

S03Y20 - Rating of NNC pharmacy where prescription filled										
Unweighted										
Value	Formatted Value	Count	Q1 Percent	Count	Q2 Percent	Count	Q3 Percent	Count	Q4 Percent	Percent
.	Did not answer	14503	100.00	13174	100.00	808	6.40	11632	100.00	.
A	Invalid multiple responses	7	0.06	.	.	.
C	Should be skipped	370	2.93	.	.	.
N	No filled prscrptns at non-ntwrk phrmcy	9967	78.90	.	.	.
0	0	10	0.08	.	.	.
1	1	3	0.02	.	.	.
2	2	6	0.05	.	.	.
3	3	18	0.14	.	.	.
4	4	18	0.14	.	.	.
5	5	103	0.82	.	.	.
6	6	82	0.65	.	.	.
7	7	174	1.38	.	.	.
8	8	310	2.45	.	.	.
9	9	375	2.97	.	.	.
10	10	382	3.02	.	.	.

Weighted									
Value	Formatted Value	Q1		Q2		Q3		Q4	
		Count	Percent	Count	Percent	Count	Percent	Count	Percent
.	Did not answer	6783456	100.00	6768054	100.00	522956	7.55	7046270	100.00
A	Invalid multiple responses	4650	0.07	.	.
C	Should be skipped	216682	3.13	.	.
N	No filled prscrptns at non-ntwrk phrmcy	5197103	75.02	.	.
0	0	4630	0.07	.	.
1	1	1117	0.02	.	.
2	2	2038	0.03	.	.
3	3	11522	0.17	.	.
4	4	10823	0.16	.	.
5	5	63507	0.92	.	.
6	6	47791	0.69	.	.
7	7	113190	1.63	.	.
8	8	201093	2.90	.	.
9	9	236336	3.41	.	.
10	10	294537	4.25	.	.

S03Y21 -
In lst 90 dys:prscrptn filled at Tricare mail order(TMO) phrmcy

Unweighted									
Value	Formatted Value	Q1		Q2		Q3		Q4	
		Count	Percent	Count	Percent	Count	Percent	Count	Percent
.	Did not answer	14503	100.00	13174	100.00	529	4.19	11632	100.00
N	Valid skip	2399	18.99	.	.
1	Yes, new prescriptions only	83	0.66	.	.
2	Yes, refills only	230	1.82	.	.
3	Yes, both new prescriptions and refills	1382	10.94	.	.
4	No	8010	63.41	.	.

Weighted									
Value	Formatted Value	Q1		Q2		Q3		Q4	
		Count	Percent	Count	Percent	Count	Percent	Count	Percent
.	Did not answer	6783456	100.00	6768054	100.00	337381	4.87	7046270	100.00
N	Valid skip	1235508	17.83	.	.
1	Yes, new prescriptions only	51167	0.74	.	.
2	Yes, refills only	202988	2.93	.	.
3	Yes, both new prescriptions and refills	943144	13.61	.	.
4	No	4157787	60.01	.	.

S03Y22 - In lst 90 dys:How oftn filled prscrptn wait <=14dys, TMO									
Unweighted									
Value	Formatted Value	Count	Q1 Percent	Count	Q2 Percent	Count	Q3 Percent	Count	Q4 Percent
.	Did not answer	14503	100.00	13174	100.00	1025	8.11	11632	100.00
A	Invalid multiple responses	6	0.05	.	.
C	Should be skipped	38	0.30	.	.
N	Didn't order mail-order phrmcy drugs	10747	85.07	.	.
1	Never	192	1.52	.	.
2	Sometimes	41	0.32	.	.
3	Usually	161	1.27	.	.
4	Always	423	3.35	.	.

Weighted									
Value	Formatted Value	Count	Q1 Percent	Count	Q2 Percent	Count	Q3 Percent	Count	Q4 Percent
.	Did not answer	6783456	100.00	6768054	100.00	632247	9.13	7046270	100.00
A	Invalid multiple responses	2356	0.03	.	.
C	Should be skipped	30411	0.44	.	.
N	Didn't order mail-order phrmcy drugs	5586940	80.64	.	.
1	Never	111083	1.60	.	.
2	Sometimes	25888	0.37	.	.
3	Usually	145476	2.10	.	.
4	Always	393574	5.68	.	.

S03Y23 - In last 90 days:Order refills via Express Scripts website(ESW)									
Unweighted									
Value	Formatted Value	Count	Q1 Percent	Count	Q2 Percent	Count	Q3 Percent	Count	Q4 Percent
.	Did not answer	14503	100.00	13174	100.00	600	4.75	11632	100.00
N	Valid skip	10409	82.40	.	.
1	Yes	253	2.00	.	.
2	No	1371	10.85	.	.

Weighted									
Value	Formatted Value	Count	Q1 Percent	Count	Q2 Percent	Count	Q3 Percent	Count	Q4 Percent
.	Did not answer	6783456	100.00	6768054	100.00	392212	5.66	7046270	100.00
N	Valid skip	5393295	77.85	.	.
1	Yes	220495	3.18	.	.
2	No	921972	13.31	.	.

S03Y24 - In last 90 days:Problem ordering refills via ESW										
Unweighted										
Value	Formatted Value	Q1		Q2		Q3		Q4		
		Count	Percent	Count	Percent	Count	Percent	Count	Percent	
.	Did not answer	14503	100.00	13174	100.00	608	4.81	11632	100.00	
A	Invalid multiple responses	3	0.02	.	.	
C	Should be skipped	366	2.90	.	.	
N	Didn't try using Express Scripts website	11414	90.35	.	.	
1	A big problem	34	0.27	.	.	
2	A small problem	31	0.25	.	.	
3	Not a problem	177	1.40	.	.	
Weighted										
Value	Formatted Value	Q1		Q2		Q3		Q4		
		Count	Percent	Count	Percent	Count	Percent	Count	Percent	
.	Did not answer	6783456	100.00	6768054	100.00	399211	5.76	7046270	100.00	
A	Invalid multiple responses	3559	0.05	.	.	
C	Should be skipped	236002	3.41	.	.	
N	Didn't try using Express Scripts website	6079265	87.75	.	.	
1	A big problem	25867	0.37	.	.	
2	A small problem	22653	0.33	.	.	
3	Not a problem	161417	2.33	.	.	

S03Y25 - Rating of Tricare mail order pharmacy										
Unweighted										
Value	Formatted Value	Q1		Q2		Q3		Q4		
		Count	Percent	Count	Percent	Count	Percent	Count	Percent	
.	Did not answer	14503	100.00	13174	100.00	695	5.50	11632	100.00	
A	Invalid multiple responses	10	0.08	.	.	
C	Should be skipped	72	0.57	.	.	
N	No filled prscrpts at mail-order phrmcy	11153	88.28	.	.	
0	0	16	0.13	.	.	
1	1	9	0.07	.	.	
2	2	5	0.04	.	.	
3	3	10	0.08	.	.	
4	4	13	0.10	.	.	
5	5	37	0.29	.	.	
6	6	33	0.26	.	.	
7	7	62	0.49	.	.	
8	8	108	0.85	.	.	
9	9	162	1.28	.	.	
10	10	248	1.96	.	.	

2003 HEALTH CARE SURVEY OF DOD BENEFICIARIES – FINAL

Weighted									
Value	Formatted Value	Q1		Q2		Q3		Q4	
		Count	Percent	Count	Percent	Count	Percent	Count	Percent
.	Did not answer	6783456	100.00	6768054	100.00	449093	6.48	7046270	100.00
A	Invalid multiple responses	7439	0.11	.	.
C	Should be skipped	39747	0.57	.	.
N	No filled prscrptns at mail-order phrmcy	5830159	84.15	.	.
0	0	7998	0.12	.	.
1	1	9375	0.14	.	.
2	2	4281	0.06	.	.
3	3	6663	0.10	.	.
4	4	7348	0.11	.	.
5	5	25653	0.37	.	.
6	6	23209	0.34	.	.
7	7	45475	0.66	.	.
8	8	86658	1.25	.	.
9	9	138340	2.00	.	.
10	10	246537	3.56	.	.

S03G01 -
Current mobilz'd member of Natl Guard/Resv, or family member

Unweighted									
Value	Formatted Value	Q1		Q2		Q3		Q4	
		Count	Percent	Count	Percent	Count	Percent	Count	Percent
.	Did not answer	14503	100.00	13174	100.00	12633	100.00	5371	46.17
A	Invalid multiple responses	4	0.03
1	Yes, mobilized reservist	198	1.70
2	Yes, family member of reservist	275	2.36
3	No	5784	49.72

Weighted									
Value	Formatted Value	Q1		Q2		Q3		Q4	
		Count	Percent	Count	Percent	Count	Percent	Count	Percent
.	Did not answer	6783456	100.00	6768054	100.00	6927975	100.00	3329044	47.25
A	Invalid multiple responses	1707	0.02
1	Yes, mobilized reservist	143406	2.04
2	Yes, family member of reservist	128314	1.82
3	No	3443800	48.87

S03G02 - Before rsvrst famly member was mobilized:covrd by civilian health insurance										
Unweighted										
Value	Formatted Value	Q1		Q2		Q3		Q4		
		Count	Percent	Count	Percent	Count	Percent	Count	Percent	
.	Did not answer	14503	100.00	13174	100.00	12633	100.00	5368	46.15	
C	Should be skipped	141	1.21	
N	Valid skip	5841	50.21	
1	Yes, own policy	78	0.67	
2	Yes, policy of reservist in family	159	1.37	
3	No	45	0.39	
Weighted										
Value	Formatted Value	Q1		Q2		Q3		Q4		
		Count	Percent	Count	Percent	Count	Percent	Count	Percent	
.	Did not answer	6783456	100.00	6768054	100.00	6927975	100.00	3326229	47.21	
C	Should be skipped	97859	1.39	
N	Valid skip	3489347	49.52	
1	Yes, own policy	35690	0.51	
2	Yes, policy of reservist in family	73460	1.04	
3	No	23685	0.34	

S03G03 - Reservist employer pay all/part of your civilian health insurance premium										
Unweighted										
Value	Formatted Value	Q1		Q2		Q3		Q4		
		Count	Percent	Count	Percent	Count	Percent	Count	Percent	
.	Did not answer	14503	100.00	13174	100.00	12633	100.00	5370	46.17	
C	Should be skipped	81	0.70	
N	Valid skip	6024	51.79	
1	Yes	65	0.56	
2	No	92	0.79	
Weighted										
Value	Formatted Value	Q1		Q2		Q3		Q4		
		Count	Percent	Count	Percent	Count	Percent	Count	Percent	
.	Did not answer	6783456	100.00	6768054	100.00	6927975	100.00	3328186	47.23	
C	Should be skipped	57896	0.82	
N	Valid skip	3588685	50.93	
1	Yes	30487	0.43	
2	No	41017	0.58	

S03G04 - Describe coverage:TRICARE/Civilian										
Unweighted										
Value	Formatted Value	Q1		Q2		Q3		Q4		
		Count	Percent	Count	Percent	Count	Percent	Count	Percent	
.	Did not answer	14503	100.00	13174	100.00	12633	100.00	5341	45.92	
C	Should be skipped	143	1.23	
D	Don't know	17	0.15	
N	Valid skip	5839	50.20	
1	TRICARE only	118	1.01	
2	TRICARE and civilian coverage	72	0.62	
3	Civilian coverage only	102	0.88	
Weighted										
Value	Formatted Value	Q1		Q2		Q3		Q4		
		Count	Percent	Count	Percent	Count	Percent	Count	Percent	
.	Did not answer	6783456	100.00	6768054	100.00	6927975	100.00	3310977	46.99	
C	Should be skipped	98925	1.40	
D	Don't know	8924	0.13	
N	Valid skip	3488280	49.51	
1	TRICARE only	53470	0.76	
2	TRICARE and civilian coverage	34538	0.49	
3	Civilian coverage only	51155	0.73	

S03G05 - Problem getting info about TRICARE benefits when reservist in family is mobilized										
Unweighted										
Value	Formatted Value	Q1		Q2		Q3		Q4		
		Count	Percent	Count	Percent	Count	Percent	Count	Percent	
.	Did not answer	14503	100.00	13174	100.00	12633	100.00	5346	45.96	
C	Should be skipped	117	1.01	
N	Didn't try to get TRICARE information	5987	51.47	
1	A big problem	29	0.25	
2	A small problem	39	0.34	
3	Not a problem	114	0.98	
Weighted										
Value	Formatted Value	Q1		Q2		Q3		Q4		
		Count	Percent	Count	Percent	Count	Percent	Count	Percent	
.	Did not answer	6783456	100.00	6768054	100.00	6927975	100.00	3313277	47.02	
C	Should be skipped	75482	1.07	
N	Didn't try to get TRICARE information	3569931	50.66	
1	A big problem	12972	0.18	
2	A small problem	16335	0.23	
3	Not a problem	58274	0.83	

S03G06 - Personal Dr/Nurse is a member of TRICARE's Civilian network										
Unweighted										
Value	Formatted Value	Q1		Q2		Q3		Q4		
		Count	Percent	Count	Percent	Count	Percent	Count	Percent	
.	Did not answer	14503	100.00	13174	100.00	12633	100.00	5222	44.89	
C	Should be skipped	192	1.65	
N	No personal doctor/nurse	5915	50.85	
1	Yes	163	1.40	
2	No	140	1.20	
Weighted										
Value	Formatted Value	Q1		Q2		Q3		Q4		
		Count	Percent	Count	Percent	Count	Percent	Count	Percent	
.	Did not answer	6783456	100.00	6768054	100.00	6927975	100.00	3223919	45.75	
C	Should be skipped	134716	1.91	
N	No personal doctor/nurse	3510804	49.83	
1	Yes	105735	1.50	
2	No	71096	1.01	

S03G07 - Since reservist mobilzd:more difficult to see personal doctor you want to see										
Unweighted										
Value	Formatted Value	Q1		Q2		Q3		Q4		
		Count	Percent	Count	Percent	Count	Percent	Count	Percent	
.	Did not answer	14503	100.00	13174	100.00	12633	100.00	5341	45.92	
C	Should be skipped	111	0.95	
N	No personal doctor	6001	51.59	
1	More difficult	28	0.24	
2	Less difficult	16	0.14	
3	About the same	135	1.16	
Weighted										
Value	Formatted Value	Q1		Q2		Q3		Q4		
		Count	Percent	Count	Percent	Count	Percent	Count	Percent	
.	Did not answer	6783456	100.00	6768054	100.00	6927975	100.00	3312032	47.00	
C	Should be skipped	69917	0.99	
N	No personal doctor	3576079	50.75	
1	More difficult	11830	0.17	
2	Less difficult	6662	0.09	
3	About the same	69751	0.99	

S03G08 -										
Since reservist mobilzd:more difficult to see specialist you want to see										
Unweighted										
Value	Formatted Value	Count	Q1 Percent	Count	Q2 Percent	Count	Q3 Percent	Count	Q4 Percent	
.	Did not answer	14503	100.00	13174	100.00	12633	100.00	5334	45.86	
C	Should be skipped	104	0.89	
N	No need to see specialist	6049	52.00	
1	More difficult	26	0.22	
2	Less difficult	12	0.10	
3	About the same	107	0.92	
Weighted										
Value	Formatted Value	Count	Q1 Percent	Count	Q2 Percent	Count	Q3 Percent	Count	Q4 Percent	
.	Did not answer	6783456	100.00	6768054	100.00	6927975	100.00	3305520	46.91	
C	Should be skipped	67245	0.95	
N	No need to see specialist	3603989	51.15	
1	More difficult	9910	0.14	
2	Less difficult	7053	0.10	
3	About the same	52552	0.75	

S03G09 -										
Before your currnt mobilization: Were you covered by civilian health insurance										
Unweighted										
Value	Formatted Value	Count	Q1 Percent	Count	Q2 Percent	Count	Q3 Percent	Count	Q4 Percent	
.	Did not answer	14503	100.00	13174	100.00	12633	100.00	5517	47.43	
C	Should be skipped	38	0.33	
N	Valid skip	5840	50.21	
1	Yes, own policy	173	1.49	
2	Yes, policy of family member	25	0.21	
3	No	39	0.34	
Weighted										
Value	Formatted Value	Count	Q1 Percent	Count	Q2 Percent	Count	Q3 Percent	Count	Q4 Percent	
.	Did not answer	6783456	100.00	6768054	100.00	6927975	100.00	3397105	48.21	
C	Should be skipped	19719	0.28	
N	Valid skip	3469526	49.24	
1	Yes, own policy	112241	1.59	
2	Yes, policy of family member	17295	0.25	
3	No	30383	0.43	

S03G10 - Have you kept your civilian insurance coverage											
Unweighted											
Value	Formatted Value	Count	Q1 Percent	Count	Q2 Percent	Count	Q3 Percent	Count	Q4 Percent	Count	Percent
.	Did not answer	14503	100.00	13174	100.00	12633	100.00	5519	47.45		
C	Should be skipped	41	0.35		
N	Valid skip	5901	50.73		
1	Yes	73	0.63		
2	No	98	0.84		
Weighted											
Value	Formatted Value	Count	Q1 Percent	Count	Q2 Percent	Count	Q3 Percent	Count	Q4 Percent	Count	Percent
.	Did not answer	6783456	100.00	6768054	100.00	6927975	100.00	3397841	48.22		
C	Should be skipped	23596	0.33		
N	Valid skip	3513328	49.86		
1	Yes	47343	0.67		
2	No	64162	0.91		

S03G11 - Your employer now pays all/part of your civilian health insurance premium											
Unweighted											
Value	Formatted Value	Count	Q1 Percent	Count	Q2 Percent	Count	Q3 Percent	Count	Q4 Percent	Count	Percent
.	Did not answer	14503	100.00	13174	100.00	12633	100.00	5527	47.52		
C	Should be skipped	37	0.32		
N	Valid skip	5905	50.77		
1	Yes	72	0.62		
2	No	91	0.78		
Weighted											
Value	Formatted Value	Count	Q1 Percent	Count	Q2 Percent	Count	Q3 Percent	Count	Q4 Percent	Count	Percent
.	Did not answer	6783456	100.00	6768054	100.00	6927975	100.00	3402426	48.29		
C	Should be skipped	24277	0.34		
N	Valid skip	3512647	49.85		
1	Yes	41771	0.59		
2	No	65149	0.92		

S03G12 -										
For which operation are you or the reservist in family currently mobilizd										
Unweighted										
Value	Formatted Value	Q1		Q2		Q3		Q4		
		Count	Percent	Count	Percent	Count	Percent	Count	Percent	
.	Did not answer	14503	100.00	13174	100.00	12633	100.00	5342	45.93	
A	Invalid multiple responses	45	0.39	
C	Should be skipped	84	0.72	
N	Valid skip	5700	49.00	
1	Operation Noble Eagle	85	0.73	
2	Operation Enduring Freedom	154	1.32	
3	Operation Iraqi Freedom	175	1.50	
4	Another Operation	47	0.40	
Weighted										
Value	Formatted Value	Q1		Q2		Q3		Q4		
		Count	Percent	Count	Percent	Count	Percent	Count	Percent	
.	Did not answer	6783456	100.00	6768054	100.00	6927975	100.00	3305844	46.92	
A	Invalid multiple responses	29652	0.42	
C	Should be skipped	51625	0.73	
N	Valid skip	3392175	48.14	
1	Operation Noble Eagle	50545	0.72	
2	Operation Enduring Freedom	93181	1.32	
3	Operation Iraqi Freedom	93408	1.33	
4	Another Operation	29840	0.42	

S03G13 -										
When were you or the reservist in your family mobilized for this operation										
Unweighted										
Value	Formatted Value	Q1		Q2		Q3		Q4		
		Count	Percent	Count	Percent	Count	Percent	Count	Percent	
.	Did not answer	14503	100.00	13174	100.00	12633	100.00	5382	46.27	
A	Invalid multiple responses	1	0.01	
C	Should be skipped	27	0.23	
N	Valid skip	5757	49.49	
1	Less than 6 months	45	0.39	
2	At least 6 mnths, but <12 mnths	317	2.73	
3	12 months or more	103	0.89	
Weighted										
Value	Formatted Value	Q1		Q2		Q3		Q4		
		Count	Percent	Count	Percent	Count	Percent	Count	Percent	
.	Did not answer	6783456	100.00	6768054	100.00	6927975	100.00	3337006	47.36	
A	Invalid multiple responses	830	0.01	
C	Should be skipped	13324	0.19	
N	Valid skip	3430476	48.68	
1	Less than 6 months	23277	0.33	
2	At least 6 mnths, but <12 mnths	184250	2.61	
3	12 months or more	57107	0.81	

S03G14 -										
How long did the initial mobilization orders state the mobilization would last										
Unweighted										
Value	Formatted Value	Count	Q1 Percent	Count	Q2 Percent	Count	Q3 Percent	Count	Q4 Percent	
.	Did not answer	14503	100.00	13174	100.00	12633	100.00	5391	46.35	
C	Should be skipped	24	0.21	
N	Valid skip	5760	49.52	
1	Less than 6 months	15	0.13	
2	At least 6 mnths, but <12 mnths	111	0.95	
3	12 months or more	331	2.85	
Weighted										
Value	Formatted Value	Count	Q1 Percent	Count	Q2 Percent	Count	Q3 Percent	Count	Q4 Percent	
.	Did not answer	6783456	100.00	6768054	100.00	6927975	100.00	3342643	47.44	
C	Should be skipped	10905	0.15	
N	Valid skip	3432895	48.72	
1	Less than 6 months	6688	0.09	
2	At least 6 mnths, but <12 mnths	64273	0.91	
3	12 months or more	188866	2.68	

FLAG_FIN -										
Final Disposition										
Unweighted										
Value	Formatted Value	Count	Q1 Percent	Count	Q2 Percent	Count	Q3 Percent	Count	Q4 Percent	
1	Returned survey	14503	100.00	13174	100.00	12633	100.00	11632	100.00	
Weighted										
Value	Formatted Value	Count	Q1 Percent	Count	Q2 Percent	Count	Q3 Percent	Count	Q4 Percent	
1	Returned survey	6783456	100.00	6768054	100.00	6927975	100.00	7046270	100.00	

DUPFLAG - Multiple Response Indicator										
Unweighted										
Value	Formatted Value	Count	Q1 Percent	Count	Q2 Percent	Count	Q3 Percent	Count	Q4 Percent	
NO	NO	14374	99.11	13088	99.35	12098	95.77	11475	98.65	
YES	YES	129	0.89	86	0.65	535	4.23	157	1.35	
Weighted										
Value	Formatted Value	Count	Q1 Percent	Count	Q2 Percent	Count	Q3 Percent	Count	Q4 Percent	
NO	NO	6720647	99.07	6725139	99.37	6658934	96.12	6954807	98.70	
YES	YES	62809	0.93	42914	0.63	269041	3.88	91463	1.30	

ONTIME - Responded Within 8 weeks of Mail-Out										
Unweighted										
Value	Formatted Value	Count	Q1 Percent	Count	Q2 Percent	Count	Q3 Percent	Count	Q4 Percent	
NO	NO	588	4.05	563	4.27	664	5.26	.	.	
YES	YES	13915	95.95	12611	95.73	11969	94.74	11632	100.00	
Weighted										
Value	Formatted Value	Count	Q1 Percent	Count	Q2 Percent	Count	Q3 Percent	Count	Q4 Percent	
NO	NO	252968	3.73	289123	4.27	330535	4.77	.	.	
YES	YES	6530488	96.27	6478930	95.73	6597440	95.23	7046270	100.00	

TRICKDUP - Overtime and after fielding period indicator											
Unweighted											
Value	Formatted Value	Count	Q1 Percent	Count	Q2 Percent	Count	Q3 Percent	Count	Q4 Percent	Count	Percent
NO	NO	14470	99.77	13154	99.85	12581	99.59	11632	100.00	.	.
YES	YES	33	0.23	20	0.15	52	0.41
Weighted											
Value	Formatted Value	Count	Q1 Percent	Count	Q2 Percent	Count	Q3 Percent	Count	Q4 Percent	Count	Percent
NO	NO	6764842	99.73	6757975	99.85	6899531	99.59	7046270	100.00	.	.
YES	YES	18614	0.27	10079	0.15	28444	0.41

WEB - Web survey indicator											
Unweighted											
Value	Formatted Value	Count	Q1 Percent	Count	Q2 Percent	Count	Q3 Percent	Count	Q4 Percent	Count	Percent
.	.	14503	100.00	13174	100.00
0	No	11880	94.04	10622	91.32	.	.
1	Yes	753	5.96	1010	8.68	.	.
Weighted											
Value	Formatted Value	Count	Q1 Percent	Count	Q2 Percent	Count	Q3 Percent	Count	Q4 Percent	Count	Percent
.	.	6783456	100.00	6768054	100.00
0	No	6597243	95.23	6510997	92.40	.	.
1	Yes	330732	4.77	535273	7.60	.	.

N1 - Coding Scheme Note 1											
Unweighted											
Value	Formatted Value	Count	Q1 Percent	Count	Q2 Percent	Count	Q3 Percent	Count	Q4 Percent	Count	Percent
1	1	13364	92.15	12174	92.41	11681	92.46	10779	92.67		
2	2	153	1.05	119	0.90	46	0.36	55	0.47		
3	3	396	2.73	354	2.69	416	3.29	353	3.03		
4	4	104	0.72	120	0.91	118	0.93	91	0.78		
5	5	443	3.05	352	2.67	359	2.84	328	2.82		
6	6	43	0.30	55	0.42	13	0.10	26	0.22		

Weighted											
Value	Formatted Value	Count	Q1 Percent	Count	Q2 Percent	Count	Q3 Percent	Count	Q4 Percent	Count	Percent
1	1	6179077	91.09	6151518	90.89	6329009	91.35	6456828	91.63		
2	2	74234	1.09	74073	1.09	23249	0.34	30577	0.43		
3	3	187918	2.77	195430	2.89	240647	3.47	239710	3.40		
4	4	63460	0.94	69597	1.03	74519	1.08	57253	0.81		
5	5	254039	3.74	235499	3.48	251310	3.63	243241	3.45		
6	6	24728	0.36	41937	0.62	9241	0.13	18663	0.26		

N2 - Coding Scheme Note 2											
Unweighted											
Value	Formatted Value	Count	Q1 Percent	Count	Q2 Percent	Count	Q3 Percent	Count	Q4 Percent	Count	Percent
1	1	8397	57.90	7625	57.88	7487	59.27	7014	60.30		
2	2	150	1.03	133	1.01	120	0.95	146	1.26		
3	3	773	5.33	648	4.92	778	6.16	483	4.15		
4	4	4964	34.23	4516	34.28	4147	32.83	3865	33.23		
5	5	211	1.45	246	1.87	95	0.75	121	1.04		
6	6	8	0.06	6	0.05	6	0.05	3	0.03		

Weighted											
Value	Formatted Value	Count	Q1 Percent	Count	Q2 Percent	Count	Q3 Percent	Count	Q4 Percent	Count	Percent
1	1	3522313	51.93	3509037	51.85	3713475	53.60	3867877	54.89		
2	2	58085	0.86	70602	1.04	60832	0.88	83218	1.18		
3	3	461284	6.80	418767	6.19	526580	7.60	373934	5.31		
4	4	2624785	38.69	2628051	38.83	2563114	37.00	2651215	37.63		
5	5	115411	1.70	139252	2.06	60464	0.87	66972	0.95		
6	6	1577	0.02	2344	0.03	3511	0.05	3055	0.04		

N3 - Coding Scheme Note 3										
Unweighted										
Value	Formatted Value	Count	Q1 Percent	Count	Q2 Percent	Count	Q3 Percent	Count	Q4 Percent	Percent
1	1	8472	58.42	7947	60.32	7617	60.29	7027	60.41	
2	2	67	0.46	30	0.23	40	0.32	46	0.40	
3	3	629	4.34	541	4.11	554	4.39	481	4.14	
4	4	5160	35.58	4495	34.12	4362	34.53	3975	34.17	
5	5	170	1.17	159	1.21	57	0.45	100	0.86	
6	6	5	0.03	2	0.02	3	0.02	3	0.03	

Weighted										
Value	Formatted Value	Count	Q1 Percent	Count	Q2 Percent	Count	Q3 Percent	Count	Q4 Percent	Percent
1	1	4355331	64.21	4387031	64.82	4512054	65.13	4561890	64.74	
2	2	24903	0.37	18397	0.27	17507	0.25	21769	0.31	
3	3	273029	4.02	254514	3.76	284704	4.11	259571	3.68	
4	4	2034025	29.99	2026486	29.94	2083586	30.07	2147949	30.48	
5	5	94746	1.40	81117	1.20	29486	0.43	53699	0.76	
6	6	1422	0.02	509	0.01	638	0.01	1392	0.02	

N3A - Coding Scheme Note 3A										
Unweighted										
Value	Formatted Value	Count	Q1 Percent	Count	Q2 Percent	Count	Q3 Percent	Count	Q4 Percent	Percent
.	.	14503	100.00	.	.	12633	100.00	11632	100.00	
1	1	.	.	4527	34.36	
2	2	.	.	1359	10.32	
3	3	.	.	28	0.21	
4	4	.	.	909	6.90	
5	5	.	.	5616	42.63	
6	6	.	.	735	5.58	

Weighted										
Value	Formatted Value	Count	Q1 Percent	Count	Q2 Percent	Count	Q3 Percent	Count	Q4 Percent	Percent
.	.	6783456	100.00	.	.	6927975	100.00	7046270	100.00	
1	1	.	.	2045392	30.22	
2	2	.	.	830030	12.26	
3	3	.	.	18899	0.28	
4	4	.	.	537691	7.94	
5	5	.	.	2919356	43.13	
6	6	.	.	416686	6.16	

N4 - Coding Scheme Note 4										
Unweighted										
Value	Formatted Value	Count	Q1 Percent	Count	Q2 Percent	Count	Q3 Percent	Count	Q4 Percent	Percent
1	1	7402	51.04	6853	52.02	6345	50.23	5984	51.44	
2	2	41	0.28	48	0.36	35	0.28	44	0.38	
3	3	429	2.96	402	3.05	359	2.84	258	2.22	
4	4	6516	44.93	5692	43.21	5684	44.99	5133	44.13	
5	5	113	0.78	175	1.33	209	1.65	212	1.82	
6	6	2	0.01	4	0.03	1	0.01	1	0.01	

Weighted										
Value	Formatted Value	Count	Q1 Percent	Count	Q2 Percent	Count	Q3 Percent	Count	Q4 Percent	Percent
1	1	3645651	53.74	3658199	54.05	3587952	51.79	3708172	52.63	
2	2	23361	0.34	30183	0.45	22493	0.32	26406	0.37	
3	3	200865	2.96	211085	3.12	199815	2.88	153792	2.18	
4	4	2847573	41.98	2774835	41.00	2990805	43.17	3022212	42.89	
5	5	65446	0.96	91082	1.35	126110	1.82	135167	1.92	
6	6	560	0.01	2668	0.04	800	0.01	521	0.01	

N5 - Coding Scheme Note 5										
Unweighted										
Value	Formatted Value	Count	Q1 Percent	Count	Q2 Percent	Count	Q3 Percent	Count	Q4 Percent	Percent
1	1	7373	50.84	6948	52.74	6354	50.30	5974	51.36	
2	2	6	0.04	56	0.43	15	0.12	9	0.08	
3	3	399	2.75	432	3.28	293	2.32	221	1.90	
4	4	6607	45.56	5715	43.38	5766	45.64	5206	44.76	
5	5	113	0.78	22	0.17	203	1.61	220	1.89	
6	6	5	0.03	1	0.01	2	0.02	2	0.02	

Weighted										
Value	Formatted Value	Count	Q1 Percent	Count	Q2 Percent	Count	Q3 Percent	Count	Q4 Percent	Percent
1	1	3669957	54.10	3736447	55.21	3614409	52.17	3720897	52.81	
2	2	2462	0.04	31651	0.47	9534	0.14	5951	0.08	
3	3	208129	3.07	248943	3.68	189526	2.74	148808	2.11	
4	4	2836665	41.82	2738763	40.47	2996387	43.25	3029328	42.99	
5	5	64355	0.95	11797	0.17	117621	1.70	139698	1.98	
6	6	1888	0.03	454	0.01	499	0.01	1588	0.02	

N5A - Coding Scheme Note 5A										
Unweighted										
Value	Formatted Value	Count	Q1 Percent	Count	Q2 Percent	Count	Q3 Percent	Count	Q4 Percent	Percent
.	.	14503	100.00	.	.	12633	100.00	11632	100.00	
1	1	.	.	5772	43.81	
3	3	.	.	486	3.69	
4	4	.	.	5	0.04	
5	5	.	.	6500	49.34	
6	6	.	.	411	3.12	

Weighted										
Value	Formatted Value	Count	Q1 Percent	Count	Q2 Percent	Count	Q3 Percent	Count	Q4 Percent	Percent
.	.	6783456	100.00	.	.	6927975	100.00	7046270	100.00	
1	1	.	.	2770867	40.94	
3	3	.	.	295606	4.37	
4	4	.	.	1303	0.02	
5	5	.	.	3469876	51.27	
6	6	.	.	230402	3.40	

N6 - Coding Scheme Note 6										
Unweighted										
Value	Formatted Value	Count	Q1 Percent	Count	Q2 Percent	Count	Q3 Percent	Count	Q4 Percent	Percent
1	1	8118	55.97	6958	52.82	7111	56.29	6490	55.79	
2	2	100	0.69	44	0.33	31	0.25	22	0.19	
3	3	671	4.63	315	2.39	271	2.15	223	1.92	
4	4	5588	38.53	5717	43.40	5011	39.67	4708	40.47	
5	5	21	0.14	137	1.04	209	1.65	188	1.62	
6	6	5	0.03	3	0.02	.	.	1	0.01	

Weighted										
Value	Formatted Value	Count	Q1 Percent	Count	Q2 Percent	Count	Q3 Percent	Count	Q4 Percent	Percent
1	1	3848144	56.73	3552043	52.48	3929128	56.71	3904917	55.42	
2	2	58254	0.86	23250	0.34	20761	0.30	15739	0.22	
3	3	342065	5.04	178356	2.64	158876	2.29	124312	1.76	
4	4	2523163	37.20	2929364	43.28	2703576	39.02	2880931	40.89	
5	5	10198	0.15	83151	1.23	115634	1.67	120213	1.71	
6	6	1632	0.02	1890	0.03	.	.	159	0.00	

N7 - Coding Scheme Note 7										
Unweighted										
Value	Formatted Value	Count	Q1 Percent	Count	Q2 Percent	Count	Q3 Percent	Count	Q4 Percent	Count
1	1	11295	77.88	10228	77.64	9857	78.03	9189	79.00	
2	2	32	0.22	40	0.30	40	0.32	39	0.34	
3	3	359	2.48	345	2.62	352	2.79	289	2.48	
4	4	2678	18.47	2451	18.60	2202	17.43	1977	17.00	
5	5	135	0.93	105	0.80	178	1.41	135	1.16	
6	6	4	0.03	5	0.04	4	0.03	3	0.03	

Weighted										
Value	Formatted Value	Count	Q1 Percent	Count	Q2 Percent	Count	Q3 Percent	Count	Q4 Percent	Count
1	1	5273373	77.74	5218694	77.11	5394237	77.86	5517247	78.30	
2	2	19508	0.29	27708	0.41	23744	0.34	29558	0.42	
3	3	186313	2.75	184468	2.73	209223	3.02	184259	2.61	
4	4	1232385	18.17	1271127	18.78	1197817	17.29	1221484	17.34	
5	5	68926	1.02	63429	0.94	99730	1.44	91663	1.30	
6	6	2952	0.04	2627	0.04	3224	0.05	2059	0.03	

N8 - Coding Scheme Note 8										
Unweighted										
Value	Formatted Value	Count	Q1 Percent	Count	Q2 Percent	Count	Q3 Percent	Count	Q4 Percent	Count
1	1	5979	41.23	5105	38.75	4951	39.19	4540	39.03	
2	2	28	0.19	17	0.13	29	0.23	50	0.43	
3	3	822	5.67	558	4.24	771	6.10	872	7.50	
4	4	7534	51.95	7351	55.80	6689	52.95	6103	52.47	
5	5	134	0.92	140	1.06	188	1.49	64	0.55	
6	6	6	0.04	3	0.02	5	0.04	3	0.03	

Weighted										
Value	Formatted Value	Count	Q1 Percent	Count	Q2 Percent	Count	Q3 Percent	Count	Q4 Percent	Count
1	1	2823123	41.62	2587882	38.24	2747797	39.66	2685136	38.11	
2	2	14830	0.22	8100	0.12	17214	0.25	32520	0.46	
3	3	402919	5.94	307038	4.54	446699	6.45	567107	8.05	
4	4	3471440	51.18	3767153	55.66	3608508	52.09	3718868	52.78	
5	5	67497	1.00	96746	1.43	106661	1.54	41531	0.59	
6	6	3647	0.05	1135	0.02	1096	0.02	1108	0.02	

N9 - Coding Scheme Note 9											
Unweighted											
Value	Formatted Value	Count	Q1 Percent	Count	Q2 Percent	Count	Q3 Percent	Count	Q4 Percent	Count	Percent
1	1	1984	13.68	1803	13.69	1787	14.15	1540	13.24		
2	2	9	0.06	11	0.08	7	0.06	6	0.05		
3	3	12262	84.55	11131	84.49	10580	83.75	9817	84.40		
4	4	21	0.14	34	0.26	26	0.21	168	1.44		
5	5	6	0.04	1	0.01	2	0.02	1	0.01		
6	6	221	1.52	194	1.47	231	1.83	100	0.86		

Weighted											
Value	Formatted Value	Count	Q1 Percent	Count	Q2 Percent	Count	Q3 Percent	Count	Q4 Percent	Count	Percent
1	1	939439	13.85	964685	14.25	1018325	14.70	958996	13.61		
2	2	6662	0.10	5086	0.08	7052	0.10	4908	0.07		
3	3	5708757	84.16	5642624	83.37	5754174	83.06	5902061	83.76		
4	4	14146	0.21	24348	0.36	15459	0.22	114971	1.63		
5	5	2277	0.03	167	0.00	776	0.01	293	0.00		
6	6	112175	1.65	131144	1.94	132189	1.91	65042	0.92		

N9A - Coding Scheme Note 9A											
Unweighted											
Value	Formatted Value	Count	Q1 Percent	Count	Q2 Percent	Count	Q3 Percent	Count	Q4 Percent	Count	Percent
.	.	14503	100.00	.	.	12633	100.00	11632	100.00		
1	1	.	.	1815	13.78		
2	2	.	.	6977	52.96		
3	3	.	.	7	0.05		
4	4	.	.	444	3.37		
5	5	.	.	3703	28.11		
6	6	.	.	224	1.70		
7	7	.	.	4	0.03		

Weighted											
Value	Formatted Value	Count	Q1 Percent	Count	Q2 Percent	Count	Q3 Percent	Count	Q4 Percent	Count	Percent
.	.	6783456	100.00	.	.	6927975	100.00	7046270	100.00		
1	1	.	.	969938	14.33		
2	2	.	.	3607665	53.30		
3	3	.	.	2277	0.03		
4	4	.	.	243219	3.59		
5	5	.	.	1792598	26.49		
6	6	.	.	150764	2.23		
7	7	.	.	1593	0.02		

N9B - Coding Scheme Note 9B										
Unweighted										
Value	Formatted Value	Q1		Q2		Q3		Q4		
		Count	Percent	Count	Percent	Count	Percent	Count	Percent	
.	.	14503	100.00	.	.	12633	100.00	11632	100.00	.
1	1	.	.	1208	9.17
2	2	.	.	63	0.48
3	3	.	.	207	1.57
4	4	.	.	11605	88.09
5	5	.	.	89	0.68
6	6	.	.	2	0.02

Weighted										
Value	Formatted Value	Q1		Q2		Q3		Q4		
		Count	Percent	Count	Percent	Count	Percent	Count	Percent	
.	.	6783456	100.00	.	.	6927975	100.00	7046270	100.00	.
1	1	.	.	712933	10.53
2	2	.	.	43308	0.64
3	3	.	.	108821	1.61
4	4	.	.	5853570	86.49
5	5	.	.	48731	0.72
6	6	.	.	691	0.01

N9C - Coding Scheme Note 9C										
Unweighted										
Value	Formatted Value	Q1		Q2		Q3		Q4		
		Count	Percent	Count	Percent	Count	Percent	Count	Percent	
.	.	14503	100.00	.	.	12633	100.00	11632	100.00	.
1	1	.	.	2100	15.94
2	2	.	.	21	0.16
3	3	.	.	205	1.56
4	4	.	.	10746	81.57
5	5	.	.	101	0.77
6	6	.	.	1	0.01

Weighted										
Value	Formatted Value	Q1		Q2		Q3		Q4		
		Count	Percent	Count	Percent	Count	Percent	Count	Percent	
.	.	6783456	100.00	.	.	6927975	100.00	7046270	100.00	.
1	1	.	.	1078437	15.93
2	2	.	.	13541	0.20
3	3	.	.	115032	1.70
4	4	.	.	5506146	81.35
5	5	.	.	54747	0.81
6	6	.	.	151	0.00

N9D - Coding Scheme Note 9D										
Unweighted										
Value	Formatted Value	Count	Q1 Percent	Count	Q2 Percent	Count	Q3 Percent	Count	Q4 Percent	Count
.	.	14503	100.00	.	.	12633	100.00	11632	100.00	.
1	1	.	.	214	1.62
2	2	.	.	18	0.14
3	3	.	.	897	6.81
4	4	.	.	11938	90.62
5	5	.	.	106	0.80
6	6	.	.	1	0.01

Weighted										
Value	Formatted Value	Count	Q1 Percent	Count	Q2 Percent	Count	Q3 Percent	Count	Q4 Percent	Count
.	.	6783456	100.00	.	.	6927975	100.00	7046270	100.00	.
1	1	.	.	144866	2.14
2	2	.	.	10778	0.16
3	3	.	.	489602	7.23
4	4	.	.	6056737	89.49
5	5	.	.	65767	0.97
6	6	.	.	303	0.00

N9E - Coding Scheme Note 9E										
Unweighted										
Value	Formatted Value	Count	Q1 Percent	Count	Q2 Percent	Count	Q3 Percent	Count	Q4 Percent	Count
.	.	14503	100.00	13174	100.00	.	.	11632	100.00	.
1	1	9257	73.28	.	.	.
2	2	2	0.02	.	.	.
3	3	938	7.42	.	.	.
4	4	2396	18.97	.	.	.
5	5	39	0.31	.	.	.
6	6	1	0.01	.	.	.

Weighted										
Value	Formatted Value	Count	Q1 Percent	Count	Q2 Percent	Count	Q3 Percent	Count	Q4 Percent	Count
.	.	6783456	100.00	6768054	100.00	.	.	7046270	100.00	.
1	1	5146253	74.28	.	.	.
2	2	669	0.01	.	.	.
3	3	528300	7.63	.	.	.
4	4	1234322	17.82	.	.	.
5	5	17915	0.26	.	.	.
6	6	517	0.01	.	.	.

N9F - Coding Scheme Note 9F										
Unweighted										
Value	Formatted Value	Count	Q1 Percent	Count	Q2 Percent	Count	Q3 Percent	Count	Q4 Percent	Percent
.	.	14503	100.00	13174	100.00	.	.	11632	100.00	.
1	1	2399	18.99	.	.	.
2	2	4961	39.27	.	.	.
3	3	1358	10.75	.	.	.
4	4	3076	24.35	.	.	.
5	5	78	0.62	.	.	.
6	6	761	6.02	.	.	.

Weighted										
Value	Formatted Value	Count	Q1 Percent	Count	Q2 Percent	Count	Q3 Percent	Count	Q4 Percent	Percent
.	.	6783456	100.00	6768054	100.00	.	.	7046270	100.00	.
1	1	1235508	17.83	.	.	.
2	2	2235061	32.26	.	.	.
3	3	621994	8.98	.	.	.
4	4	2313760	33.40	.	.	.
5	5	46419	0.67	.	.	.
6	6	475234	6.86	.	.	.

N9G - Coding Scheme Note 9G										
Unweighted										
Value	Formatted Value	Count	Q1 Percent	Count	Q2 Percent	Count	Q3 Percent	Count	Q4 Percent	Percent
.	.	14503	100.00	13174	100.00	.	.	11632	100.00	.
1	1	2399	18.99	.	.	.
2	2	2314	18.32	.	.	.
3	3	609	4.82	.	.	.
4	4	6570	52.01	.	.	.
5	5	54	0.43	.	.	.
6	6	687	5.44	.	.	.

Weighted										
Value	Formatted Value	Count	Q1 Percent	Count	Q2 Percent	Count	Q3 Percent	Count	Q4 Percent	Percent
.	.	6783456	100.00	6768054	100.00	.	.	7046270	100.00	.
1	1	1235508	17.83	.	.	.
2	2	1425397	20.57	.	.	.
3	3	385966	5.57	.	.	.
4	4	3404720	49.14	.	.	.
5	5	36350	0.52	.	.	.
6	6	440034	6.35	.	.	.

N9H - Coding Scheme Note 9H										
Unweighted										
Value	Formatted Value	Count	Q1 Percent	Count	Q2 Percent	Count	Q3 Percent	Count	Q4 Percent	Percent
.	.	14503	100.00	13174	100.00	.	.	11632	100.00	.
1	1	8969	71.00	.	.	.
2	2	1890	14.96	.	.	.
4	4	173	1.37	.	.	.
5	5	876	6.93	.	.	.
6	6	723	5.72	.	.	.
7	7	2	0.02	.	.	.

Weighted										
Value	Formatted Value	Count	Q1 Percent	Count	Q2 Percent	Count	Q3 Percent	Count	Q4 Percent	Percent
.	.	6783456	100.00	6768054	100.00	.	.	7046270	100.00	.
1	1	4640227	66.98	.	.	.
2	2	1223454	17.66	.	.	.
4	4	94504	1.36	.	.	.
5	5	499423	7.21	.	.	.
6	6	468617	6.76	.	.	.
7	7	1750	0.03	.	.	.

N9I - Coding Scheme Note 9I										
Unweighted										
Value	Formatted Value	Count	Q1 Percent	Count	Q2 Percent	Count	Q3 Percent	Count	Q4 Percent	Percent
.	.	14503	100.00	13174	100.00	.	.	11632	100.00	.
1	1	2399	18.99	.	.	.
2	2	1323	10.47	.	.	.
3	3	328	2.60	.	.	.
4	4	7844	62.09	.	.	.
5	5	62	0.49	.	.	.
6	6	677	5.36	.	.	.

Weighted										
Value	Formatted Value	Count	Q1 Percent	Count	Q2 Percent	Count	Q3 Percent	Count	Q4 Percent	Percent
.	.	6783456	100.00	6768054	100.00	.	.	7046270	100.00	.
1	1	1235508	17.83	.	.	.
2	2	863026	12.46	.	.	.
3	3	234017	3.38	.	.	.
4	4	4128094	59.59	.	.	.
5	5	41906	0.60	.	.	.
6	6	425424	6.14	.	.	.

N9J - Coding Scheme Note 9J													
Unweighted													
Value	Formatted Value	Count	Q1	Percent	Count	Q2	Percent	Count	Q3	Percent	Count	Q4	Percent
.	.	14503		100.00	13174		100.00	.	.		11632		100.00
1	1	10243		81.08	.	.	.
2	2	268		2.12	.	.	.
4	4	228		1.80	.	.	.
5	5	1182		9.36	.	.	.
6	6	712		5.64	.	.	.
Weighted													
Value	Formatted Value	Count	Q1	Percent	Count	Q2	Percent	Count	Q3	Percent	Count	Q4	Percent
.	.	6783456		100.00	6768054		100.00	.	.		7046270		100.00
1	1	5363601		77.42	.	.	.
2	2	199227		2.88	.	.	.
4	4	145184		2.10	.	.	.
5	5	765355		11.05	.	.	.
6	6	454607		6.56	.	.	.

N9K - Coding Scheme Note 9K													
Unweighted													
Value	Formatted Value	Count	Q1	Percent	Count	Q2	Percent	Count	Q3	Percent	Count	Q4	Percent
.	.	14503		100.00	13174		100.00	.	.		11632		100.00
1	1	2399		18.99	.	.	.
2	2	660		5.22	.	.	.
3	3	11		0.09	.	.	.
4	4	1035		8.19	.	.	.
5	5	7999		63.32	.	.	.
6	6	529		4.19	.	.	.
Weighted													
Value	Formatted Value	Count	Q1	Percent	Count	Q2	Percent	Count	Q3	Percent	Count	Q4	Percent
.	.	6783456		100.00	6768054		100.00	.	.		7046270		100.00
1	1	1235508		17.83	.	.	.
2	2	582022		8.40	.	.	.
3	3	10738		0.15	.	.	.
4	4	615277		8.88	.	.	.
5	5	4147050		59.86	.	.	.
6	6	337381		4.87	.	.	.

N9L - Coding Scheme Note 9L											
Unweighted											
Value	Formatted Value	Count	Q1 Percent	Count	Q2 Percent	Count	Q3 Percent	Count	Q4 Percent	Count	Percent
.	.	14503	100.00	13174	100.00	.	.	11632	100.00	.	.
1	1	10409	82.40
2	2	223	1.77
3	3	17	0.13
4	4	30	0.24
5	5	1353	10.71
6	6	600	4.75
7	7	1	0.01

Weighted											
Value	Formatted Value	Count	Q1 Percent	Count	Q2 Percent	Count	Q3 Percent	Count	Q4 Percent	Count	Percent
.	.	6783456	100.00	6768054	100.00	.	.	7046270	100.00	.	.
1	1	5393295	77.85
2	2	194352	2.81
3	3	15949	0.23
4	4	26144	0.38
5	5	904909	13.06
6	6	392212	5.66
7	7	1115	0.02

N10 - Coding Scheme Note 10											
Unweighted											
Value	Formatted Value	Count	Q1 Percent	Count	Q2 Percent	Count	Q3 Percent	Count	Q4 Percent	Count	Percent
.	.	.	.	13174	100.00	12633	100.00	11632	100.00	.	.
1	1	9620	66.33
2	2	24	0.17
3	3	433	2.99
4	4	4358	30.05
5	5	61	0.42
6	6	7	0.05

Weighted											
Value	Formatted Value	Count	Q1 Percent	Count	Q2 Percent	Count	Q3 Percent	Count	Q4 Percent	Count	Percent
.	.	.	.	6768054	100.00	6927975	100.00	7046270	100.00	.	.
1	1	3708621	54.67
2	2	14939	0.22
3	3	257171	3.79
4	4	2764369	40.75
5	5	33294	0.49
6	6	5061	0.07

N12 - Coding Scheme Note 12										
Unweighted										
Value	Formatted Value	Count	Q1 Percent	Count	Q2 Percent	Count	Q3 Percent	Count	Q4 Percent	Count
.	.	.	.	13174	100.00	12633	100.00	11632	100.00	.
1	1	8559	59.02
2	2	613	4.23
3	3	5240	36.13
4	4	87	0.60
5	5	4	0.03

Weighted										
Value	Formatted Value	Count	Q1 Percent	Count	Q2 Percent	Count	Q3 Percent	Count	Q4 Percent	Count
.	.	.	.	6768054	100.00	6927975	100.00	7046270	100.00	.
1	1	2910588	42.91
2	2	370660	5.46
3	3	3452832	50.90
4	4	46796	0.69
5	5	2579	0.04

N13 - Coding Scheme Note 13										
Unweighted										
Value	Formatted Value	Count	Q1 Percent	Count	Q2 Percent	Count	Q3 Percent	Count	Q4 Percent	Count
1	1	7983	55.04	7732	58.69	6644	52.59	6465	55.58	.
2	2	200	1.38	285	2.16	192	1.52	217	1.87	.
3	3	4062	28.01	3255	24.71	3336	26.41	2831	24.34	.
4	4	1824	12.58	1563	11.86	2129	16.85	1569	13.49	.
5	5	292	2.01	162	1.23	211	1.67	366	3.15	.
6	6	36	0.25	31	0.24	37	0.29	17	0.15	.
7	7	106	0.73	146	1.11	84	0.66	167	1.44	.

Weighted										
Value	Formatted Value	Count	Q1 Percent	Count	Q2 Percent	Count	Q3 Percent	Count	Q4 Percent	Count
1	1	3797523	55.98	4004197	59.16	3784532	54.63	3901557	55.37	.
2	2	84901	1.25	135504	2.00	100948	1.46	139154	1.97	.
3	3	1828107	26.95	1610633	23.80	1715367	24.76	1662387	23.59	.
4	4	841612	12.41	807573	11.93	1114649	16.09	926084	13.14	.
5	5	161107	2.37	99840	1.48	145873	2.11	279960	3.97	.
6	6	16146	0.24	15097	0.22	18967	0.27	13501	0.19	.
7	7	54060	0.80	95210	1.41	47639	0.69	123626	1.75	.

N14 - Coding Scheme Note 14										
Unweighted										
Value	Formatted Value	Count	Q1 Percent	Count	Q2 Percent	Count	Q3 Percent	Count	Q4 Percent	Percent
1	1	7330	50.54	6202	47.08	5753	45.54	5761	49.53	
2	2	29	0.20	93	0.71	41	0.32	45	0.39	
3	3	6314	43.54	6210	47.14	390	3.09	485	4.17	
4	4	830	5.72	669	5.08	6286	49.76	5180	44.53	
5	5	150	1.19	148	1.27	
6	6	13	0.10	13	0.11	

Weighted										
Value	Formatted Value	Count	Q1 Percent	Count	Q2 Percent	Count	Q3 Percent	Count	Q4 Percent	Percent
1	1	3821861	56.34	3569987	52.75	3529077	50.94	3786865	53.74	
2	2	16512	0.24	42227	0.62	20076	0.29	28566	0.41	
3	3	2596403	38.28	2840321	41.97	236941	3.42	304915	4.33	
4	4	348680	5.14	315519	4.66	3046668	43.98	2817031	39.98	
5	5	89405	1.29	104385	1.48	
6	6	5808	0.08	4508	0.06	

N15 - Coding Scheme Note 15										
Unweighted										
Value	Formatted Value	Count	Q1 Percent	Count	Q2 Percent	Count	Q3 Percent	Count	Q4 Percent	Percent
1	1	4223	29.12	3515	26.68	3212	25.43	3382	29.07	
2	2	49	0.34	35	0.27	51	0.40	38	0.33	
3	3	562	3.88	448	3.40	366	2.90	253	2.18	
4	4	9379	64.67	9001	68.32	8835	69.94	7771	66.81	
5	5	286	1.97	175	1.33	168	1.33	186	1.60	
6	6	4	0.03	.	.	1	0.01	2	0.02	

Weighted										
Value	Formatted Value	Count	Q1 Percent	Count	Q2 Percent	Count	Q3 Percent	Count	Q4 Percent	Percent
1	1	2159619	31.84	1911281	28.24	1937780	27.97	2125363	30.16	
2	2	34702	0.51	20460	0.30	30226	0.44	22299	0.32	
3	3	308991	4.56	261148	3.86	221847	3.20	151736	2.15	
4	4	4143719	61.09	4459480	65.89	4640839	66.99	4613257	65.47	
5	5	134113	1.98	115686	1.71	96924	1.40	133129	1.89	
6	6	2312	0.03	.	.	360	0.01	486	0.01	

N16 - Coding Scheme Note 16										
Unweighted										
Value	Formatted Value	Count	Q1 Percent	Count	Q2 Percent	Count	Q3 Percent	Count	Q4 Percent	Percent
1	1	4877	33.63	4229	32.10	3780	29.92	3811	32.76	
2	2	73	0.50	46	0.35	67	0.53	57	0.49	
3	3	714	4.92	415	3.15	592	4.69	425	3.65	
4	4	8433	58.15	8338	63.29	8030	63.56	7160	61.55	
5	5	401	2.76	146	1.11	161	1.27	175	1.50	
6	6	5	0.03	.	.	3	0.02	4	0.03	

Weighted										
Value	Formatted Value	Count	Q1 Percent	Count	Q2 Percent	Count	Q3 Percent	Count	Q4 Percent	Percent
1	1	2295822	33.84	2153667	31.82	2118059	30.57	2263987	32.13	
2	2	40543	0.60	25903	0.38	34826	0.50	41846	0.59	
3	3	373729	5.51	234904	3.47	350027	5.05	277050	3.93	
4	4	3889332	57.34	4269523	63.08	4331871	62.53	4344634	61.66	
5	5	183305	2.70	84057	1.24	91004	1.31	117526	1.67	
6	6	725	0.01	.	.	2189	0.03	1228	0.02	

N17 - Coding Scheme Note 17										
Unweighted										
Value	Formatted Value	Count	Q1 Percent	Count	Q2 Percent	Count	Q3 Percent	Count	Q4 Percent	Percent
1	1	2048	14.12	1622	12.31	1483	11.74	1437	12.35	
2	2	44	0.30	26	0.20	32	0.25	24	0.21	
3	3	318	2.19	279	2.12	227	1.80	180	1.55	
4	4	11898	82.04	11102	84.27	10687	84.60	9814	84.37	
5	5	194	1.34	141	1.07	196	1.55	177	1.52	
6	6	1	0.01	4	0.03	8	0.06	.	.	

Weighted										
Value	Formatted Value	Count	Q1 Percent	Count	Q2 Percent	Count	Q3 Percent	Count	Q4 Percent	Percent
1	1	1021170	15.05	874402	12.92	857721	12.38	880556	12.50	
2	2	22920	0.34	13134	0.19	17842	0.26	16207	0.23	
3	3	175059	2.58	158081	2.34	140136	2.02	119779	1.70	
4	4	5477137	80.74	5634828	83.26	5797900	83.69	5908323	83.85	
5	5	87072	1.28	86280	1.27	111061	1.60	121406	1.72	
6	6	97	0.00	1329	0.02	3315	0.05	.	.	

N18 - Coding Scheme Note 18											
Unweighted											
Value	Formatted Value	Count	Q1 Percent	Count	Q2 Percent	Count	Q3 Percent	Count	Q4 Percent	Count	Percent
1	1	3620	24.96	2887	21.91	2771	21.93	2762	23.74		
2	2	29	0.20	26	0.20	21	0.17	34	0.29		
3	3	872	6.01	545	4.14	538	4.26	2665	22.91		
4	4	9768	67.35	9567	72.62	9089	71.95	5921	50.90		
5	5	211	1.45	147	1.12	212	1.68	250	2.15		
6	6	3	0.02	2	0.02	2	0.02	.	.		

Weighted											
Value	Formatted Value	Count	Q1 Percent	Count	Q2 Percent	Count	Q3 Percent	Count	Q4 Percent	Count	Percent
1	1	1609775	23.73	1408744	20.81	1472991	21.26	1585783	22.51		
2	2	12857	0.19	16573	0.24	12022	0.17	26063	0.37		
3	3	494922	7.30	338244	5.00	348775	5.03	1711222	24.29		
4	4	4568890	67.35	4913467	72.60	4969879	71.74	3531896	50.12		
5	5	96424	1.42	89349	1.32	123711	1.79	191307	2.72		
6	6	587	0.01	1677	0.02	597	0.01	.	.		

N18A - Coding Scheme Note 18A											
Unweighted											
Value	Formatted Value	Count	Q1 Percent	Count	Q2 Percent	Count	Q3 Percent	Count	Q4 Percent	Count	Percent
.	.	14503	100.00	13174	100.00	12633	100.00
1	1	275	2.36		
2	2	198	1.70		
3	3	5784	49.72		
4	4	167	1.44		
5	5	5208	44.77		

Weighted											
Value	Formatted Value	Count	Q1 Percent	Count	Q2 Percent	Count	Q3 Percent	Count	Q4 Percent	Count	Percent
.	.	6783456	100.00	6768054	100.00	6927975	100.00
1	1	128314	1.82		
2	2	143406	2.04		
3	3	3443800	48.87		
4	4	111218	1.58		
5	5	3219533	45.69		

N18B - Coding Scheme Note 18B										
Unweighted										
Value	Formatted Value	Count	Q1 Percent	Count	Q2 Percent	Count	Q3 Percent	Count	Q4 Percent	
.	.	14503	100.00	13174	100.00	12633	100.00	.	.	.
1	1	5982	51.43	.
2	2	98	0.84	.
3	3	61	0.52	.
4	4	123	1.06	.
5	5	5368	46.15	.
Weighted										
Value	Formatted Value	Count	Q1 Percent	Count	Q2 Percent	Count	Q3 Percent	Count	Q4 Percent	
.	.	6783456	100.00	6768054	100.00	6927975	100.00	.	.	.
1	1	3587206	50.91	.
2	2	48448	0.69	.
3	3	25012	0.35	.
4	4	59375	0.84	.
5	5	3326229	47.21	.

N18C - Coding Scheme Note 18C										
Unweighted										
Value	Formatted Value	Count	Q1 Percent	Count	Q2 Percent	Count	Q3 Percent	Count	Q4 Percent	
.	.	14503	100.00	13174	100.00	12633	100.00	.	.	.
1	1	5982	51.43	.
2	2	190	1.63	.
3	3	22	0.19	.
4	4	7	0.06	.
5	5	72	0.62	.
6	6	5359	46.07	.
Weighted										
Value	Formatted Value	Count	Q1 Percent	Count	Q2 Percent	Count	Q3 Percent	Count	Q4 Percent	
.	.	6783456	100.00	6768054	100.00	6927975	100.00	.	.	.
1	1	3587206	50.91	.
2	2	88008	1.25	.
3	3	12011	0.17	.
4	4	2752	0.04	.
5	5	33435	0.47	.
6	6	3322859	47.16	.

2003 HEALTH CARE SURVEY OF DOD BENEFICIARIES – FINAL

N18D - Coding Scheme Note 18D										
Unweighted										
Value	Formatted Value	Count	Q1 Percent	Count	Q2 Percent	Count	Q3 Percent	Count	Q4 Percent	
.	.	14503	100.00	13174	100.00	12633	100.00	.	.	.
1	1	5878	50.53	.
2	2	133	1.14	.
4	4	40	0.34	.
5	5	63	0.54	.
6	6	5517	47.43	.
7	7	1	0.01	.
Weighted										
Value	Formatted Value	Count	Q1 Percent	Count	Q2 Percent	Count	Q3 Percent	Count	Q4 Percent	
.	.	6783456	100.00	6768054	100.00	6927975	100.00	.	.	.
1	1	3489246	49.52	.
2	2	89086	1.26	.
4	4	23155	0.33	.
5	5	47619	0.68	.
6	6	3397105	48.21	.
7	7	60	0.00	.

N19 - Coding Scheme Note 19										
Unweighted										
Value	Formatted Value	Count	Q1 Percent	Count	Q2 Percent	Count	Q3 Percent	Count	Q4 Percent	
1	1	272	1.88	186	1.41	172	1.36	145	1.25	.
2	2	2025	13.96	1794	13.62	1907	15.10	1669	14.35	.
3	3	1230	8.48	901	6.84	794	6.29	809	6.95	.
4	4	2219	15.30	2340	17.76	2371	18.77	2066	17.76	.
5	5	439	3.03	353	2.68	342	2.71	274	2.36	.
6	6	5	0.03	8	0.06	3	0.02	6	0.05	.
7	7	7	0.05	7	0.05	9	0.07	4	0.03	.
8	8	3	0.02	3	0.02	1	0.01	1	0.01	.
9	9	164	1.13	118	0.90	83	0.66	56	0.48	.
10	10	15	0.10	14	0.11	7	0.06	6	0.05	.
11	11	24	0.17	24	0.18	19	0.15	18	0.15	.
12	12	146	1.01	109	0.83	52	0.41	56	0.48	.
13	13	74	0.51	102	0.77	66	0.52	60	0.52	.
14	14	247	1.70	124	0.94	98	0.78	99	0.85	.
15	15	478	3.30	625	4.74	340	2.69	266	2.29	.
16	16	6	0.04	7	0.05	4	0.03	.	.	.
17	17	5	0.03	12	0.09	2	0.02	1	0.01	.
18	18	1079	7.44	22	0.17	11	0.09	41	0.35	.
19	19	5933	40.91	6256	47.49	6201	49.09	5691	48.93	.
20	20	2	0.01	1	0.01
21	21	2	0.01	3	0.02	1	0.01	2	0.02	.
22	22	2	0.01	5	0.04	.	.	3	0.03	.
23	23	1	0.01	.	.	.
24	24	1	0.01	4	0.03	1	0.01	2	0.02	.
25	25	7	0.05	3	0.03	.

2003 HEALTH CARE SURVEY OF DOD BENEFICIARIES – FINAL

Weighted										
Value	Formatted Value	Count	Q1 Percent	Count	Q2 Percent	Count	Q3 Percent	Count	Q4 Percent	
26	26	117	0.81	155	1.18	147	1.16	353	3.03	
29	29	.	.	1	0.01	1	0.01	1	0.01	
30	30	1	0.01	
1	1	130749	1.93	101376	1.50	107608	1.55	88450	1.26	
2	2	968156	14.27	916796	13.55	1029447	14.86	1053133	14.95	
3	3	679179	10.01	526202	7.77	490654	7.08	551200	7.82	
4	4	1183887	17.45	1357896	20.06	1431550	20.66	1376342	19.53	
5	5	201293	2.97	173359	2.56	192974	2.79	160426	2.28	
6	6	2484	0.04	4992	0.07	2877	0.04	3638	0.05	
7	7	1757	0.03	4693	0.07	12084	0.17	2651	0.04	
8	8	688	0.01	751	0.01	1115	0.02	521	0.01	
9	9	83887	1.24	68710	1.02	48033	0.69	38102	0.54	
10	10	4751	0.07	9589	0.14	2787	0.04	4110	0.06	
11	11	15649	0.23	12784	0.19	8854	0.13	11336	0.16	
12	12	67775	1.00	56948	0.84	30784	0.44	41592	0.59	
13	13	31230	0.46	56871	0.84	35739	0.52	41412	0.59	
14	14	131414	1.94	67702	1.00	53144	0.77	58527	0.83	
15	15	222472	3.28	327329	4.84	200381	2.89	156200	2.22	
16	16	3301	0.05	2571	0.04	3619	0.05	.	.	
17	17	1181	0.02	7114	0.11	401	0.01	135	0.00	
18	18	459778	6.78	14169	0.21	7238	0.10	23915	0.34	
19	19	2521747	37.17	2968135	43.86	3183433	45.95	3197021	45.37	
20	20	511	0.01	195	0.00	
21	21	679	0.01	2970	0.04	227	0.00	433	0.01	
22	22	437	0.01	2638	0.04	.	.	1006	0.01	
23	23	1251	0.02	.	.	
24	24	139	0.00	3716	0.05	159	0.00	4214	0.06	
25	25	3150	0.05	3022	0.04	
26	26	66446	0.98	80463	1.19	82175	1.19	228601	3.24	
29	29	.	.	84	0.00	1443	0.02	283	0.00	
30	30	715	0.01	

N19A - Coding Scheme Note 19A

Unweighted										
Value	Formatted Value	Count	Q1 Percent	Count	Q2 Percent	Count	Q3 Percent	Count	Q4 Percent	
.	.	.	.	13174	100.00	12633	100.00	11632	100.00	
1	1	1385	9.55	
2	2	614	4.23	
3	3	12504	86.22	
Weighted										
Value	Formatted Value	Count	Q1 Percent	Count	Q2 Percent	Count	Q3 Percent	Count	Q4 Percent	
.	.	.	.	6768054	100.00	6927975	100.00	7046270	100.00	
1	1	617493	9.10	
2	2	330885	4.88	
3	3	5835078	86.02	

N20A - Coding Scheme Note 20A										
Unweighted										
Value	Formatted Value	Count	Q1 Percent	Count	Q2 Percent	Count	Q3 Percent	Count	Q4 Percent	Count
.	.	.	.	13174	100.00	12633	100.00	11632	100.00	.
1	1	233	1.61
2	2	31	0.21
3	3	230	1.59
4	4	14009	96.59

Weighted										
Value	Formatted Value	Count	Q1 Percent	Count	Q2 Percent	Count	Q3 Percent	Count	Q4 Percent	Count
.	.	.	.	6768054	100.00	6927975	100.00	7046270	100.00	.
1	1	75124	1.11
2	2	10406	0.15
3	3	75153	1.11
4	4	6622773	97.63

N20B - Coding Scheme Note 20B										
Unweighted										
Value	Formatted Value	Count	Q1 Percent	Count	Q2 Percent	Count	Q3 Percent	Count	Q4 Percent	Count
1	1	12	0.08	4	0.03	1	0.01	5	0.04	.
2	2	20	0.14	52	0.39	29	0.23	163	1.40	.
3	3	10	0.07	9	0.07	5	0.04	1	0.01	.
4	4	21	0.14	50	0.38	45	0.36	146	1.26	.
5	5	26	0.18	8	0.06	16	0.13	17	0.15	.
6	6	26	0.18	23	0.17	54	0.43	30	0.26	.
9	9	6263	43.18	5459	41.44	5562	44.03	5153	44.30	.
10	10	1	0.01	.	.	1	0.01	.	.	.
11	11	24	0.17	17	0.13	7	0.06	5	0.04	.
12	12	754	5.20	719	5.46	393	3.11	265	2.28	.
13	13	29	0.20	28	0.21	20	0.16	27	0.23	.
14	14	6883	47.46	6341	48.13	6040	47.81	5413	46.54	.
15	15	2	0.01	1	0.01	6	0.05	2	0.02	.
16	16	26	0.18	17	0.13	74	0.59	77	0.66	.
17	17	403	2.78	438	3.32	371	2.94	313	2.69	.
18	18	3	0.02	8	0.06	9	0.07	15	0.13	.

Weighted										
Value	Formatted Value	Q1		Q2		Q3		Q4		Percent
		Count	Percent	Count	Percent	Count	Percent	Count	Percent	
1	1	5685	0.08	1815	0.03	248	0.00	3249	0.05	
2	2	12935	0.19	27383	0.40	17101	0.25	101524	1.44	
3	3	4623	0.07	6039	0.09	2758	0.04	1289	0.02	
4	4	8412	0.12	25311	0.37	20059	0.29	100486	1.43	
5	5	14288	0.21	6058	0.09	7492	0.11	7425	0.11	
6	6	12138	0.18	18500	0.27	30942	0.45	16548	0.23	
9	9	3023363	44.57	2951964	43.62	3186660	46.00	3344755	47.47	
10	10	50	0.00	.	.	51	0.00	.	.	
11	11	19866	0.29	9222	0.14	2836	0.04	1618	0.02	
12	12	409072	6.03	436935	6.46	244378	3.53	190530	2.70	
13	13	14036	0.21	19588	0.29	8105	0.12	16208	0.23	
14	14	3059078	45.10	3057591	45.18	3170798	45.77	3030132	43.00	
15	15	510	0.01	851	0.01	2509	0.04	2637	0.04	
16	16	10825	0.16	9098	0.13	36359	0.52	47358	0.67	
17	17	185972	2.74	191657	2.83	191743	2.77	173662	2.46	
18	18	2602	0.04	6041	0.09	5933	0.09	8850	0.13	

N20C - Coding Scheme Note 20C										
Unweighted										
Value	Formatted Value	Q1		Q2		Q3		Q4		Percent
		Count	Percent	Count	Percent	Count	Percent	Count	Percent	
1	1	7129	49.16	6291	47.75	6054	47.92	5616	48.28	
2	2	441	3.04	459	3.48	449	3.55	400	3.44	
3	3	6933	47.80	6424	48.76	6130	48.52	5616	48.28	

Weighted										
Value	Formatted Value	Q1		Q2		Q3		Q4		Percent
		Count	Percent	Count	Percent	Count	Percent	Count	Percent	
1	1	3494170	51.51	3455969	51.06	3474798	50.16	3664947	52.01	
2	2	202483	2.98	202570	2.99	228874	3.30	227450	3.23	
3	3	3086803	45.50	3109515	45.94	3224303	46.54	3153873	44.76	

N20D - Coding Scheme Note 20D										
Unweighted										
Value	Formatted Value	Count	Q1 Percent	Count	Q2 Percent	Count	Q3 Percent	Count	Q4 Percent	Percent
1	1	6334	43.67	5545	42.09	5648	44.71	5345	45.95	
2	2	795	5.48	746	5.66	406	3.21	271	2.33	
3	3	7374	50.84	6883	52.25	6579	52.08	6016	51.72	
Weighted										
Value	Formatted Value	Count	Q1 Percent	Count	Q2 Percent	Count	Q3 Percent	Count	Q4 Percent	Percent
1	1	3055900	45.05	3003677	44.38	3224285	46.54	3471511	49.27	
2	2	438270	6.46	452292	6.68	250514	3.62	193436	2.75	
3	3	3289286	48.49	3312085	48.94	3453177	49.84	3381323	47.99	

N21 - Coding Scheme Note 21										
Unweighted										
Value	Formatted Value	Count	Q1 Percent	Count	Q2 Percent	Count	Q3 Percent	Count	Q4 Percent	Percent
1	1	7129	49.16	6291	47.75	6054	47.92	5616	48.28	
2	2	4246	29.28	3994	30.32	3801	30.09	3470	29.83	
3	3	3006	20.73	2758	20.94	2531	20.03	2216	19.05	
4	4	5	0.03	2	0.02	4	0.03	3	0.03	
5	5	1	0.01	2	0.02	.	.	3	0.03	
6	6	43	0.30	34	0.26	126	1.00	61	0.52	
7	7	19	0.13	29	0.22	39	0.31	85	0.73	
8	8	54	0.37	64	0.49	78	0.62	178	1.53	
Weighted										
Value	Formatted Value	Count	Q1 Percent	Count	Q2 Percent	Count	Q3 Percent	Count	Q4 Percent	Percent
1	1	3494170	51.51	3455969	51.06	3474798	50.16	3664947	52.01	
2	2	2220338	32.73	2214792	32.72	2289311	33.04	2172788	30.84	
3	3	1000987	14.76	1024904	15.14	1019500	14.72	1002568	14.23	
4	4	3184	0.05	875	0.01	2250	0.03	2191	0.03	
5	5	361	0.01	652	0.01	.	.	594	0.01	
6	6	25921	0.38	19183	0.28	80866	1.17	43235	0.61	
7	7	6847	0.10	10407	0.15	14351	0.21	40311	0.57	
8	8	31649	0.47	41272	0.61	46899	0.68	119636	1.70	

N22 - Coding Scheme Note 22										
Unweighted										
Value	Formatted Value	Count	Q1 Percent	Count	Q2 Percent	Count	Q3 Percent	Count	Q4 Percent	
1	1	7129	49.16	6291	47.75	6054	47.92	5616	48.28	
2	2	260	1.79	229	1.74	191	1.51	194	1.67	
3	3	361	2.49	435	3.30	437	3.46	412	3.54	
4	4	6574	45.33	5997	45.52	5691	45.05	5011	43.08	
5	5	10	0.07	5	0.04	
6	6	165	1.14	207	1.57	230	1.82	362	3.11	
7	7	4	0.03	10	0.08	30	0.24	37	0.32	
Weighted										
Value	Formatted Value	Count	Q1 Percent	Count	Q2 Percent	Count	Q3 Percent	Count	Q4 Percent	
1	1	3494170	51.51	3455969	51.06	3474798	50.16	3664947	52.01	
2	2	85117	1.25	81015	1.20	73846	1.07	91820	1.30	
3	3	116870	1.72	157496	2.33	189981	2.74	194142	2.76	
4	4	2998220	44.20	2942433	43.48	3027475	43.70	2835263	40.24	
5	5	4074	0.06	1645	0.02	
6	6	83063	1.22	124393	1.84	143915	2.08	239902	3.40	
7	7	1942	0.03	5103	0.08	17959	0.26	20196	0.29	

N23 - Coding Scheme Note 23										
Unweighted										
Value	Formatted Value	Count	Q1 Percent	Count	Q2 Percent	Count	Q3 Percent	Count	Q4 Percent	
.	.	14503	100.00	.	.	12633	100.00	11632	100.00	
1	1	.	.	5362	40.70	
2	2	.	.	4	0.03	
3	3	.	.	1391	10.56	
4	4	.	.	6306	47.87	
5	5	.	.	111	0.84	
Weighted										
Value	Formatted Value	Count	Q1 Percent	Count	Q2 Percent	Count	Q3 Percent	Count	Q4 Percent	
.	.	6783456	100.00	.	.	6927975	100.00	7046270	100.00	
1	1	.	.	2907930	42.97	
2	2	.	.	3169	0.05	
3	3	.	.	750600	11.09	
4	4	.	.	3033177	44.82	
5	5	.	.	73178	1.08	

MISS_1 -													
Count of: Violates Skip Pattern													
Unweighted													
Value	Formatted Value	Count	Q1	Percent	Count	Q2	Percent	Count	Q3	Percent	Count	Q4	Percent
0	0 times	14503		100.00	13174		100.00	12633		100.00	11632		100.00
Weighted													
Value	Formatted Value	Count	Q1	Percent	Count	Q2	Percent	Count	Q3	Percent	Count	Q4	Percent
0	0 times	6783456		100.00	6768054		100.00	6927975		100.00	7046270		100.00

MISS_4 -													
Count of: Incomplete grid error													
Unweighted													
Value	Formatted Value	Count	Q1	Percent	Count	Q2	Percent	Count	Q3	Percent	Count	Q4	Percent
0	0 times	14503		100.00	13174		100.00	12633		100.00	11632		100.00
Weighted													
Value	Formatted Value	Count	Q1	Percent	Count	Q2	Percent	Count	Q3	Percent	Count	Q4	Percent
0	0 times	6783456		100.00	6768054		100.00	6927975		100.00	7046270		100.00

MISS_5 -													
Count of: Scalable response of Don't know													
Unweighted													
Value	Formatted Value	Count	Q1	Percent	Count	Q2	Percent	Count	Q3	Percent	Count	Q4	Percent
0	0 times	9284		64.01	7928		60.18	5950		47.10	7390		63.53
1	1 time	3374		23.26	3347		25.41	4280		33.88	2873		24.70
2	2 times	1225		8.45	1199		9.10	1665		13.18	950		8.17
3	3 times	484		3.34	483		3.67	514		4.07	288		2.48
4	4 times	104		0.72	164		1.24	160		1.27	96		0.83
5	5 times	25		0.17	41		0.31	41		0.32	27		0.23
6	6 times	6		0.04	9		0.07	16		0.13	5		0.04
7	7 times	1		0.01	3		0.02	4		0.03	2		0.02
8	8 times	3		0.02	1		0.01

2003 HEALTH CARE SURVEY OF DOD BENEFICIARIES – FINAL

Weighted									
Value	Formatted Value	Q1		Q2		Q3		Q4	
		Count	Percent	Count	Percent	Count	Percent	Count	Percent
0	0 times	4416833	65.11	4176123	61.70	3363836	48.55	4498879	63.85
1	1 time	1529420	22.55	1666844	24.63	2259876	32.62	1710757	24.28
2	2 times	577642	8.52	597086	8.82	888968	12.83	564958	8.02
3	3 times	199237	2.94	232147	3.43	283049	4.09	185914	2.64
4	4 times	47897	0.71	71867	1.06	100248	1.45	59277	0.84
5	5 times	9259	0.14	16403	0.24	22693	0.33	19459	0.28
6	6 times	3075	0.05	5644	0.08	5793	0.08	1730	0.02
7	7 times	93	0.00	1939	0.03	2427	0.04	4109	0.06
8	8 times	1086	0.02	1187	0.02

MISS_6 -
Count of: Not applicable - valid skip

Unweighted									
Value	Formatted Value	Q1		Q2		Q3		Q4	
		Count	Percent	Count	Percent	Count	Percent	Count	Percent
0	0 times	2069	14.27	1724	13.09	1406	11.13	1461	12.56
1	1 time	2619	18.06	2146	16.29	2270	17.97	1922	16.52
2	2 times	1681	11.59	1492	11.33	1610	12.74	1672	14.37
3	3 times	1240	8.55	1074	8.15	1043	8.26	1113	9.57
4	4 times	2154	14.85	931	7.07	1009	7.99	862	7.41
5	5 times	1648	11.36	1691	12.84	1887	14.94	1223	10.51
6	6 times	862	5.94	1289	9.78	1271	10.06	1397	12.01
7	7 times	622	4.29	726	5.51	670	5.30	811	6.97
8	8 times	398	2.74	469	3.56	440	3.48	387	3.33
9	9 times	245	1.69	296	2.25	273	2.16	253	2.18
10	10 times	211	1.45	232	1.76	195	1.54	147	1.26
11	11 times	148	1.02	184	1.40	136	1.08	96	0.83
12	12 times	114	0.79	137	1.04	72	0.57	62	0.53
13	13 times	82	0.57	111	0.84	69	0.55	47	0.40
14	14 times	63	0.43	92	0.70	51	0.40	36	0.31
15	15 times	50	0.34	88	0.67	34	0.27	24	0.21
16	16 times	64	0.44	68	0.52	35	0.28	18	0.15
17	17 times	40	0.28	60	0.46	33	0.26	19	0.16
18	18 times	33	0.23	54	0.41	12	0.09	5	0.04
19	19 times	25	0.17	55	0.42	23	0.18	9	0.08
20	20 times	19	0.13	39	0.30	11	0.09	7	0.06
21	21 times	17	0.12	31	0.24	15	0.12	11	0.09
22	22 times	16	0.11	26	0.20	9	0.07	13	0.11
23	23 times	21	0.14	20	0.15	9	0.07	5	0.04
24	24 times	16	0.11	17	0.13	10	0.08	4	0.03
25	25 times	10	0.07	18	0.14	6	0.05	2	0.02
26	26 times	3	0.02	18	0.14	5	0.04	6	0.05
27	27 times	5	0.03	18	0.14	3	0.02	3	0.03
28	28 times	6	0.04	7	0.05	3	0.02	1	0.01
29	29 times	4	0.03	9	0.07	3	0.02	5	0.04
30	30 times	4	0.03	4	0.03	2	0.02	2	0.02
31	31 times	4	0.03	3	0.02	2	0.02	3	0.03
32	32 times	2	0.01	4	0.03	1	0.01	1	0.01
33	33 times	2	0.01	8	0.06	1	0.01	3	0.03
34	34 times	3	0.02	6	0.05
35	35 times	3	0.02	3	0.02	4	0.03	.	.
36	36 times	.	.	4	0.03	1	0.01	.	.
37	37 times	.	.	2	0.02
38	38 times	.	.	2	0.02	1	0.01	1	0.01
39	39 times	.	.	2	0.02	1	0.01	.	.
40	40 or more times	.	.	14	0.11	7	0.06	1	0.01

2003 HEALTH CARE SURVEY OF DOD BENEFICIARIES – FINAL

		Weighted							
Value	Formatted Value	Q1		Q2		Q3		Q4	
		Count	Percent	Count	Percent	Count	Percent	Count	Percent
0	0 times	888237	13.09	805898	11.91	751805	10.85	885808	12.57
1	1 time	1218855	17.97	1194907	17.66	1267417	18.29	1182181	16.78
2	2 times	825769	12.17	787832	11.64	899272	12.98	1008347	14.31
3	3 times	598819	8.83	571850	8.45	588969	8.50	677345	9.61
4	4 times	876539	12.92	439721	6.50	549625	7.93	491625	6.98
5	5 times	839976	12.38	760522	11.24	900452	13.00	690266	9.80
6	6 times	436695	6.44	721482	10.66	749557	10.82	815709	11.58
7	7 times	319686	4.71	381436	5.64	364715	5.26	526281	7.47
8	8 times	174100	2.57	232603	3.44	241513	3.49	251462	3.57
9	9 times	117301	1.73	153980	2.28	160351	2.31	156703	2.22
10	10 times	115394	1.70	115751	1.71	121552	1.75	93552	1.33
11	11 times	69043	1.02	88707	1.31	83495	1.21	65363	0.93
12	12 times	58764	0.87	75723	1.12	42706	0.62	46240	0.66
13	13 times	46530	0.69	61513	0.91	36694	0.53	27929	0.40
14	14 times	28524	0.42	52586	0.78	23133	0.33	23352	0.33
15	15 times	25187	0.37	44017	0.65	16512	0.24	10841	0.15
16	16 times	30105	0.44	38721	0.57	23945	0.35	9404	0.13
17	17 times	18685	0.28	32393	0.48	21010	0.30	14036	0.20
18	18 times	13137	0.19	28846	0.43	10062	0.15	4052	0.06
19	19 times	14588	0.22	28453	0.42	14947	0.22	3619	0.05
20	20 times	9163	0.14	24942	0.37	5226	0.08	4000	0.06
21	21 times	10141	0.15	18852	0.28	7923	0.11	20403	0.29
22	22 times	6564	0.10	10022	0.15	9477	0.14	9109	0.13
23	23 times	9777	0.14	16370	0.24	4688	0.07	4568	0.06
24	24 times	6249	0.09	9916	0.15	7967	0.11	3546	0.05
25	25 times	6164	0.09	10544	0.16	3667	0.05	1025	0.01
26	26 times	1044	0.02	11296	0.17	5371	0.08	4817	0.07
27	27 times	6389	0.09	10796	0.16	625	0.01	2741	0.04
28	28 times	2675	0.04	1878	0.03	1114	0.02	83	0.00
29	29 times	3812	0.06	3629	0.05	1740	0.03	2326	0.03
30	30 times	923	0.01	941	0.01	405	0.01	795	0.01
31	31 times	985	0.01	3009	0.04	1732	0.02	2398	0.03
32	32 times	776	0.01	2978	0.04	641	0.01	534	0.01
33	33 times	485	0.01	2816	0.04	1616	0.02	3815	0.05
34	34 times	853	0.01	3272	0.05
35	35 times	1521	0.02	3485	0.05	1667	0.02	.	.
36	36 times	.	.	2244	0.03	140	0.00	.	.
37	37 times	.	.	1127	0.02
38	38 times	.	.	2460	0.04	172	0.00	1289	0.02
39	39 times	.	.	881	0.01	572	0.01	.	.
40	40 or more times	.	.	9656	0.14	5501	0.08	704	0.01

MISS_7 -
Count of: Out-of-range error

		Unweighted							
Value	Formatted Value	Q1		Q2		Q3		Q4	
		Count	Percent	Count	Percent	Count	Percent	Count	Percent
0	0 times	14503	100.00	13174	100.00	12633	100.00	11632	100.00

		Weighted							
Value	Formatted Value	Q1		Q2		Q3		Q4	
		Count	Percent	Count	Percent	Count	Percent	Count	Percent
0	0 times	6783456	100.00	6768054	100.00	6927975	100.00	7046270	100.00

MISS 8 - Count of: Multiple response error										
Unweighted										
Value	Formatted Value	Count	Q1 Percent	Count	Q2 Percent	Count	Q3 Percent	Count	Q4 Percent	
0	0 times	11756	81.06	10349	78.56	10886	86.17	10250	88.12	
1	1 time	2168	14.95	1996	15.15	1294	10.24	1067	9.17	
2	2 times	385	2.65	632	4.80	299	2.37	200	1.72	
3	3 times	115	0.79	122	0.93	87	0.69	66	0.57	
4	4 times	39	0.27	28	0.21	31	0.25	23	0.20	
5	5 times	17	0.12	16	0.12	16	0.13	7	0.06	
6	6 times	6	0.04	14	0.11	11	0.09	6	0.05	
7	7 times	7	0.05	6	0.05	2	0.02	5	0.04	
8	8 times	4	0.03	2	0.02	3	0.02	1	0.01	
9	9 times	2	0.01	3	0.02	2	0.02	3	0.03	
10	10 times	1	0.01	3	0.02	.	.	1	0.01	
11	11 times	2	0.02	
12	12 times	1	0.01	
13	13 times	1	0.01	.	.	1	0.01	.	.	
14	14 times	1	0.01	1	0.01	
15	15 times	1	0.01	
17	17 times	1	0.01	.	.	
25	25 times	.	.	1	0.01	
42	40 or more times	.	.	1	0.01	
Weighted										
Value	Formatted Value	Count	Q1 Percent	Count	Q2 Percent	Count	Q3 Percent	Count	Q4 Percent	
0	0 times	5401937	79.63	5238131	77.39	5859113	84.57	6157612	87.39	
1	1 time	1105720	16.30	1062165	15.69	811851	11.72	696812	9.89	
2	2 times	175345	2.58	339342	5.01	177964	2.57	123483	1.75	
3	3 times	58311	0.86	72782	1.08	41099	0.59	39298	0.56	
4	4 times	22480	0.33	18461	0.27	17386	0.25	11755	0.17	
5	5 times	6219	0.09	13253	0.20	7264	0.10	3851	0.05	
6	6 times	2737	0.04	9399	0.14	10045	0.14	4683	0.07	
7	7 times	3544	0.05	2973	0.04	837	0.01	3236	0.05	
8	8 times	3284	0.05	510	0.01	1527	0.02	1289	0.02	
9	9 times	373	0.01	1045	0.02	423	0.01	1865	0.03	
10	10 times	1491	0.02	721	0.01	.	.	464	0.01	
11	11 times	402	0.01	
12	12 times	1520	0.02	
13	13 times	1491	0.02	.	.	75	0.00	.	.	
14	14 times	210	0.00	8410	0.12	
15	15 times	316	0.00	
17	17 times	391	0.01	.	.	
25	25 times	.	.	558	0.01	
42	40 or more times	.	.	303	0.00	

MISS 9 - Count of: No response - invalid skip										
Unweighted										
Value	Formatted Value	Count	Q1 Percent	Count	Q2 Percent	Count	Q3 Percent	Count	Q4 Percent	Percent
0	0 times	1	0.01	1	0.01	2	0.02	1	0.01	
1	1 time	2	0.01	7	0.05	1	0.01	2	0.02	
2	2 times	6	0.04	15	0.11	5	0.04	1	0.01	
3	3 times	6	0.04	26	0.20	5	0.04	3	0.03	
4	4 times	15	0.10	36	0.27	15	0.12			
5	5 times	12	0.08	44	0.33	6	0.05	1	0.01	
6	6 times	18	0.12	61	0.46	21	0.17	1	0.01	
7	7 times	28	0.19	75	0.57	14	0.11	5	0.04	
8	8 times	50	0.34	122	0.93	27	0.21	4	0.03	
9	9 times	60	0.41	137	1.04	24	0.19	4	0.03	
10	10 times	126	0.87	164	1.24	50	0.40	8	0.07	
11	11 times	129	0.89	230	1.75	44	0.35	11	0.09	
12	12 times	204	1.41	283	2.15	71	0.56	16	0.14	
13	13 times	281	1.94	304	2.31	83	0.66	11	0.09	
14	14 times	362	2.50	377	2.86	105	0.83	23	0.20	
15	15 times	410	2.83	395	3.00	139	1.10	23	0.20	
16	16 times	443	3.05	436	3.31	183	1.45	34	0.29	
17	17 times	614	4.23	486	3.69	211	1.67	76	0.65	
18	18 times	663	4.57	505	3.83	288	2.28	94	0.81	
19	19 times	679	4.68	551	4.18	321	2.54	130	1.12	
20	20 times	771	5.32	523	3.97	344	2.72	186	1.60	
21	21 times	727	5.01	520	3.95	439	3.48	288	2.48	
22	22 times	762	5.25	517	3.92	445	3.52	333	2.86	
23	23 times	787	5.43	517	3.92	487	3.85	423	3.64	
24	24 times	789	5.44	547	4.15	466	3.69	493	4.24	
25	25 times	708	4.88	522	3.96	534	4.23	567	4.87	
26	26 times	685	4.72	522	3.96	518	4.10	664	5.71	
27	27 times	615	4.24	498	3.78	525	4.16	625	5.37	
28	28 times	554	3.82	459	3.48	500	3.96	682	5.86	
29	29 times	478	3.30	396	3.01	499	3.95	666	5.73	
30	30 times	436	3.01	395	3.00	444	3.51	615	5.29	
31	31 times	382	2.63	350	2.66	429	3.40	653	5.61	
32	32 times	300	2.07	332	2.52	400	3.17	539	4.63	
33	33 times	266	1.83	318	2.41	410	3.25	499	4.29	
34	34 times	220	1.52	251	1.91	340	2.69	463	3.98	
35	35 times	158	1.09	268	2.03	330	2.61	421	3.62	
36	36 times	172	1.19	221	1.68	284	2.25	334	2.87	
37	37 times	130	0.90	162	1.23	253	2.00	322	2.77	
38	38 times	140	0.97	171	1.30	269	2.13	229	1.97	
39	39 times	115	0.79	137	1.04	264	2.09	230	1.98	
40 -- 91	40 or more times	1199	8.27	1293	9.81	2838	22.46	1952	16.78	

2003 HEALTH CARE SURVEY OF DOD BENEFICIARIES – FINAL

Value	Formatted Value	Weighted							
		Q1		Q2		Q3		Q4	
		Count	Percent	Count	Percent	Count	Percent	Count	Percent
0	0 times	142	0.00	161	0.00	1019	0.01	521	0.01
1	1 time	1567	0.02	3002	0.04	504	0.01	585	0.01
2	2 times	2127	0.03	8436	0.12	1815	0.03	820	0.01
3	3 times	1775	0.03	13221	0.20	2844	0.04	683	0.01
4	4 times	5962	0.09	20059	0.30	9806	0.14	.	.
5	5 times	4014	0.06	25059	0.37	3045	0.04	70	0.00
6	6 times	6004	0.09	28485	0.42	10145	0.15	704	0.01
7	7 times	7403	0.11	35306	0.52	9505	0.14	2370	0.03
8	8 times	18790	0.28	69309	1.02	17822	0.26	823	0.01
9	9 times	24957	0.37	72120	1.07	10904	0.16	1494	0.02
10	10 times	49717	0.73	70674	1.04	31765	0.46	7037	0.10
11	11 times	51898	0.77	133719	1.98	22222	0.32	8205	0.12
12	12 times	92156	1.36	155726	2.30	41268	0.60	6266	0.09
13	13 times	105229	1.55	182023	2.69	43950	0.63	5863	0.08
14	14 times	154148	2.27	209906	3.10	67262	0.97	9858	0.14
15	15 times	183644	2.71	213139	3.15	83314	1.20	13808	0.20
16	16 times	200959	2.96	247497	3.66	114135	1.65	18590	0.26
17	17 times	283906	4.19	282528	4.17	119109	1.72	42492	0.60
18	18 times	309822	4.57	277311	4.10	169995	2.45	57478	0.82
19	19 times	286889	4.23	279100	4.12	179740	2.59	79233	1.12
20	20 times	380166	5.60	274938	4.06	214384	3.09	104912	1.49
21	21 times	361884	5.33	270302	3.99	235771	3.40	185159	2.63
22	22 times	371657	5.48	271895	4.02	279344	4.03	210056	2.98
23	23 times	397122	5.85	264764	3.91	272807	3.94	271228	3.85
24	24 times	398637	5.88	274577	4.06	280423	4.05	305954	4.34
25	25 times	340669	5.02	241552	3.57	311374	4.49	351659	4.99
26	26 times	304398	4.49	253364	3.74	269257	3.89	410253	5.82
27	27 times	280146	4.13	240769	3.56	293005	4.23	393425	5.58
28	28 times	258451	3.81	217068	3.21	254204	3.67	408425	5.80
29	29 times	232011	3.42	190671	2.82	280387	4.05	394045	5.59
30	30 times	190379	2.81	195971	2.90	226783	3.27	380064	5.39
31	31 times	174518	2.57	171280	2.53	215674	3.11	407366	5.78
32	32 times	145214	2.14	157562	2.33	196647	2.84	306958	4.36
33	33 times	127637	1.88	157020	2.32	209042	3.02	295219	4.19
34	34 times	101828	1.50	120961	1.79	186445	2.69	258474	3.67
35	35 times	79004	1.16	125314	1.85	176981	2.55	244077	3.46
36	36 times	80893	1.19	107458	1.59	144939	2.09	191023	2.71
37	37 times	62575	0.92	76064	1.12	143450	2.07	194771	2.76
38	38 times	61582	0.91	84470	1.25	143514	2.07	140375	1.99
39	39 times	53578	0.79	79187	1.17	141162	2.04	135286	1.92
40 -- 91	40 or more times	589998	8.70	666087	9.84	1512213	21.83	1200640	17.04

2003 HEALTH CARE SURVEY OF DOD BENEFICIARIES – FINAL

MISS_TOT - Total number of missing responses										
Unweighted										
Value	Formatted Value	Count	Q1 Percent	Count	Q2 Percent	Count	Q3 Percent	Count	Q4 Percent	Percent
2	2 times	1	0.01
3	3 times	1	0.01
4	4 times	2	0.01	2	0.02
5	5 times	4	0.03	5	0.04	1	0.01	3	0.03	.
6	6 times	4	0.03	10	0.08
7	7 times	7	0.05	18	0.14	2	0.02	2	0.02	.
8	8 times	16	0.11	17	0.13	2	0.02	.	.	.
9	9 times	21	0.14	30	0.23	5	0.04	2	0.02	.
10	10 times	30	0.21	70	0.53	5	0.04	3	0.03	.
11	11 times	43	0.30	68	0.52	15	0.12	2	0.02	.
12	12 times	56	0.39	95	0.72	20	0.16	3	0.03	.
13	13 times	106	0.73	138	1.05	27	0.21	10	0.09	.
14	14 times	111	0.77	166	1.26	43	0.34	5	0.04	.
15	15 times	189	1.30	188	1.43	51	0.40	7	0.06	.
16	16 times	214	1.48	255	1.94	76	0.60	14	0.12	.
17	17 times	295	2.03	280	2.13	102	0.81	14	0.12	.
18	18 times	354	2.44	316	2.40	125	0.99	27	0.23	.
19	19 times	376	2.59	357	2.71	162	1.28	62	0.53	.
20	20 times	487	3.36	393	2.98	178	1.41	69	0.59	.
21	21 times	503	3.47	420	3.19	228	1.80	103	0.89	.
22	22 times	571	3.94	438	3.32	246	1.95	130	1.12	.
23	23 times	599	4.13	421	3.20	301	2.38	181	1.56	.
24	24 times	677	4.67	508	3.86	291	2.30	252	2.17	.
25	25 times	738	5.09	487	3.70	329	2.60	304	2.61	.
26	26 times	663	4.57	490	3.72	356	2.82	340	2.92	.
27	27 times	695	4.79	492	3.73	377	2.98	432	3.71	.
28	28 times	675	4.65	511	3.88	403	3.19	419	3.60	.
29	29 times	695	4.79	474	3.60	425	3.36	449	3.86	.
30	30 times	678	4.67	465	3.53	426	3.37	488	4.20	.
31	31 times	637	4.39	502	3.81	457	3.62	513	4.41	.
32	32 times	610	4.21	451	3.42	456	3.61	546	4.69	.
33	33 times	513	3.54	466	3.54	460	3.64	555	4.77	.
34	34 times	475	3.28	418	3.17	530	4.20	526	4.52	.
35	35 times	385	2.65	401	3.04	473	3.74	547	4.70	.
36	36 times	327	2.25	355	2.69	488	3.86	501	4.31	.
37	37 times	265	1.83	345	2.62	406	3.21	543	4.67	.
38	38 times	216	1.49	317	2.41	404	3.20	499	4.29	.
39	39 times	191	1.32	268	2.03	395	3.13	465	4.00	.
40 – 94	40 or more times	2073	14.29	2537	19.26	4368	34.58	3616	31.09	.

2003 HEALTH CARE SURVEY OF DOD BENEFICIARIES – FINAL

Weighted											
Value	Formatted Value	Q1		Q2		Q3		Q4		Count	Percent
		Count	Percent	Count	Percent	Count	Percent	Count	Percent		
2	2 times	119	0.00
3	3 times	254	0.00
4	4 times	266	0.00	1177	0.02
5	5 times	2143	0.03	2790	0.04	172	0.00	973	0.01	.	.
6	6 times	1117	0.02	4224	0.06
7	7 times	2648	0.04	7032	0.10	405	0.01	449	0.01	.	.
8	8 times	5458	0.08	4895	0.07	1700	0.02
9	9 times	5461	0.08	14805	0.22	2703	0.04	921	0.01	.	.
10	10 times	12530	0.18	37232	0.55	2679	0.04	843	0.01	.	.
11	11 times	13752	0.20	37286	0.55	8036	0.12	743	0.01	.	.
12	12 times	15532	0.23	47046	0.70	10888	0.16	3260	0.05	.	.
13	13 times	37556	0.55	79642	1.18	12780	0.18	5893	0.08	.	.
14	14 times	42914	0.63	90402	1.34	24546	0.35	1526	0.02	.	.
15	15 times	67421	0.99	101254	1.50	25959	0.37	6280	0.09	.	.
16	16 times	80350	1.18	137376	2.03	47480	0.69	6073	0.09	.	.
17	17 times	132310	1.95	152356	2.25	52178	0.75	6274	0.09	.	.
18	18 times	148370	2.19	173512	2.56	79305	1.14	19205	0.27	.	.
19	19 times	172843	2.55	198436	2.93	91049	1.31	36958	0.52	.	.
20	20 times	224230	3.31	210118	3.10	106318	1.53	38962	0.55	.	.
21	21 times	205424	3.03	231256	3.42	131240	1.89	52082	0.74	.	.
22	22 times	284379	4.19	250939	3.71	152777	2.21	75472	1.07	.	.
23	23 times	284627	4.20	216406	3.20	174193	2.51	99848	1.42	.	.
24	24 times	313839	4.63	276159	4.08	167885	2.42	157019	2.23	.	.
25	25 times	389808	5.75	260941	3.86	189536	2.74	174843	2.48	.	.
26	26 times	338351	4.99	252368	3.73	180101	2.60	209219	2.97	.	.
27	27 times	328696	4.85	244202	3.61	224604	3.24	245716	3.49	.	.
28	28 times	321111	4.73	263363	3.89	215923	3.12	265016	3.76	.	.
29	29 times	335683	4.95	242321	3.58	261920	3.78	280096	3.98	.	.
30	30 times	325330	4.80	231315	3.42	257461	3.72	311172	4.42	.	.
31	31 times	284289	4.19	260521	3.85	267037	3.85	338565	4.80	.	.
32	32 times	286697	4.23	218737	3.23	245943	3.55	355314	5.04	.	.
33	33 times	222763	3.28	208444	3.08	258029	3.72	330849	4.70	.	.
34	34 times	214354	3.16	199731	2.95	273183	3.94	314650	4.47	.	.
35	35 times	188231	2.77	197191	2.91	260490	3.76	299562	4.25	.	.
36	36 times	158855	2.34	161340	2.38	253553	3.66	317686	4.51	.	.
37	37 times	115320	1.70	153462	2.27	203884	2.94	338173	4.80	.	.
38	38 times	106443	1.57	151466	2.24	205498	2.97	300920	4.27	.	.
39	39 times	92218	1.36	131032	1.94	208993	3.02	266954	3.79	.	.
40 -- 94	40 or more times	1021765	15.06	1317277	19.46	2329526	33.62	2184754	31.01	.	.

FNSTATUS - Final Status											
Unweighted											
Value	Formatted Value	Q1		Q2		Q3		Q4		Count	Percent
		Count	Percent	Count	Percent	Count	Percent	Count	Percent		
11	Elig,return complete	14503	100.00	13174	100.00	12633	100.00	11632	100.00	.	.
Weighted											
Value	Formatted Value	Q1		Q2		Q3		Q4		Count	Percent
		Count	Percent	Count	Percent	Count	Percent	Count	Percent		
11	Elig,return complete	6783456	100.00	6768054	100.00	6927975	100.00	7046270	100.00	.	.

2003 HEALTH CARE SURVEY OF DOD BENEFICIARIES – FINAL

KEYCOUNT - Number of Key Questions Answered										
Unweighted										
Value	Formatted Value	Count	Q1 Percent	Count	Q2 Percent	Count	Q3 Percent	Count	Q4 Percent	
14	14	3	0.02	12	0.09	18	0.14	9	0.08	
15	15	12	0.08	11	0.08	36	0.28	7	0.06	
16	16	7	0.05	32	0.24	130	1.03	11	0.09	
17	17	15	0.10	49	0.37	13	0.10	27	0.23	
18	18	37	0.26	27	0.20	19	0.15	66	0.57	
19	19	94	0.65	28	0.21	36	0.28	120	1.03	
20	20	98	0.68	38	0.29	35	0.28	105	0.90	
21	21	64	0.44	76	0.58	62	0.49	123	1.06	
22	22	118	0.81	156	1.18	122	0.97	72	0.62	
23	23	233	1.61	196	1.49	188	1.49	214	1.84	
24	24	366	2.52	397	3.01	429	3.40	250	2.15	
25	25	908	6.26	1001	7.60	678	5.37	605	5.20	
26	26	2935	20.24	2641	20.05	2148	17.00	1953	16.79	
27	27	9613	66.28	8510	64.60	8719	69.02	8070	69.38	
Weighted										
Value	Formatted Value	Count	Q1 Percent	Count	Q2 Percent	Count	Q3 Percent	Count	Q4 Percent	
14	14	919	0.01	10128	0.15	6545	0.09	6244	0.09	
15	15	6641	0.10	10456	0.15	19711	0.28	5404	0.08	
16	16	3416	0.05	18365	0.27	72788	1.05	5878	0.08	
17	17	7219	0.11	26630	0.39	7323	0.11	18734	0.27	
18	18	21875	0.32	18204	0.27	11770	0.17	41012	0.58	
19	19	53741	0.79	22012	0.33	18605	0.27	85929	1.22	
20	20	57152	0.84	28303	0.42	20261	0.29	68635	0.97	
21	21	38835	0.57	38287	0.57	42063	0.61	76882	1.09	
22	22	60192	0.89	83755	1.24	79630	1.15	50698	0.72	
23	23	110992	1.64	133320	1.97	112823	1.63	135191	1.92	
24	24	187541	2.76	221639	3.27	242589	3.50	158369	2.25	
25	25	472526	6.97	518129	7.66	399655	5.77	380407	5.40	
26	26	1401577	20.66	1319322	19.49	1214025	17.52	1226234	17.40	
27	27	4360829	64.29	4319505	63.82	4680188	67.55	4786653	67.93	

QUARTER - Survey Quarter										
Unweighted										
Value	Formatted Value	Count	Q1 Percent	Count	Q2 Percent	Count	Q3 Percent	Count	Q4 Percent	
Q1 2003	Q1 2003	14503	100.00
Q2 2003	Q2 2003	.	.	13174	100.00
Q3 2003	Q3 2003	12633	100.00	.	.	.
Q4 2003	Q4 2003	11632	100.00	.

2003 HEALTH CARE SURVEY OF DOD BENEFICIARIES – FINAL

		Weighted							
Value	Formatted Value	Q1		Q2		Q3		Q4	
		Count	Percent	Count	Percent	Count	Percent	Count	Percent
Q1 2003	Q1 2003	6783456	100.00
Q2 2003	Q2 2003	.	.	6768054	100.00
Q3 2003	Q3 2003	6927975	100.00	.	.
Q4 2003	Q4 2003	7046270	100.00

XENRLLMT - Enrollment in TRICARE Prime										
		Unweighted								
Value	Formatted Value	Q1		Q2		Q3		Q4		
		Count	Percent	Count	Percent	Count	Percent	Count	Percent	
.	Missing/Unknown	107	0.74	95	0.72	94	0.74	89	0.77	
1	Active Duty - under 65	4273	29.46	3614	27.43	3500	27.71	3164	27.20	
2	Enrolled - under 65	4732	32.63	4456	33.82	4245	33.60	3862	33.20	
3	Not enrolled - under 65	3107	21.42	2751	20.88	2626	20.79	2391	20.56	
4	Not enrolled - 65 or over	2284	15.75	2258	17.14	2168	17.16	2126	18.28	

		Weighted							
Value	Formatted Value	Q1		Q2		Q3		Q4	
		Count	Percent	Count	Percent	Count	Percent	Count	Percent
.	Missing/Unknown	48898	0.72	50302	0.74	53935	0.78	51745	0.73
1	Active Duty - under 65	1664517	24.54	1658861	24.51	1754815	25.33	1823121	25.87
2	Enrolled - under 65	1565408	23.08	1614909	23.86	1669785	24.10	1691075	24.00
3	Not enrolled - under 65	1809677	26.68	1749258	25.85	1741936	25.14	1733716	24.60
4	Not enrolled - 65 or over	1694957	24.99	1694723	25.04	1707504	24.65	1746614	24.79

XENR_PCM - Enrollment by PCM type										
Unweighted										
Value	Formatted Value	Q1		Q2		Q3		Q4		
		Count	Percent	Count	Percent	Count	Percent	Count	Percent	
.	Missing/Unknown	107	0.74	95	0.72	94	0.74	89	0.77	
1	Active Duty - under 65	4273	29.46	3614	27.43	3500	27.71	3164	27.20	
2	Enrolled - under 65, Mil PCM	4222	29.11	3960	30.06	3754	29.72	3389	29.14	
3	Enrolled - under 65, Civ PCM	510	3.52	496	3.76	491	3.89	473	4.07	
4	Not enrolled - under 65	3107	21.42	2751	20.88	2626	20.79	2391	20.56	
5	Not enrolled - 65 or over	2284	15.75	2258	17.14	2168	17.16	2126	18.28	

Weighted										
Value	Formatted Value	Q1		Q2		Q3		Q4		
		Count	Percent	Count	Percent	Count	Percent	Count	Percent	
.	Missing/Unknown	48898	0.72	50302	0.74	53935	0.78	51745	0.73	
1	Active Duty - under 65	1664517	24.54	1658861	24.51	1754815	25.33	1823121	25.87	
2	Enrolled - under 65, Mil PCM	1172002	17.28	1196701	17.68	1235916	17.84	1216136	17.26	
3	Enrolled - under 65, Civ PCM	393406	5.80	418208	6.18	433869	6.26	474938	6.74	
4	Not enrolled - under 65	1809677	26.68	1749258	25.85	1741936	25.14	1733716	24.60	
5	Not enrolled - 65 or over	1694957	24.99	1694723	25.04	1707504	24.65	1746614	24.79	

XINS_COV - Insurance Coverage										
Unweighted										
Value	Formatted Value	Q1		Q2		Q3		Q4		
		Count	Percent	Count	Percent	Count	Percent	Count	Percent	
.	Missing/Unknown	664	4.58	619	4.70	570	4.51	568	4.88	
1	Prime-under 65 Active Duty	4273	29.46	3614	27.43	3500	27.71	3164	27.20	
2	Prime-under 65 Non-active Duty	4553	31.39	4131	31.36	3926	31.08	3573	30.72	
3	Standard/Extra	851	5.87	819	6.22	742	5.87	708	6.09	
4	Medicare	1833	12.64	1788	13.57	1783	14.11	1721	14.80	
5	Other Insurance	1914	13.20	1789	13.58	1696	13.43	1526	13.12	
7	TRICARE Plus	108	0.74	144	1.09	149	1.18	133	1.14	
8	Veterans Administration (VA)	307	2.12	270	2.05	267	2.11	239	2.05	

Weighted										
Value	Formatted Value	Q1		Q2		Q3		Q4		
		Count	Percent	Count	Percent	Count	Percent	Count	Percent	
.	Missing/Unknown	349021	5.15	369400	5.46	317655	4.59	362564	5.15	
1	Prime-under 65 Active Duty	1664517	24.54	1658861	24.51	1754815	25.33	1823121	25.87	
2	Prime-under 65 Non-active Duty	1489571	21.96	1463381	21.62	1539011	22.21	1543170	21.90	
3	Standard/Extra	499424	7.36	492654	7.28	486957	7.03	505582	7.18	
4	Medicare	1331385	19.63	1304706	19.28	1378220	19.89	1397416	19.83	
5	Other Insurance	1177575	17.36	1197199	17.69	1154169	16.66	1121564	15.92	
7	TRICARE Plus	50777	0.75	72109	1.07	78121	1.13	78185	1.11	
8	Veterans Administration (VA)	221187	3.26	209742	3.10	219028	3.16	214669	3.05	

2003 HEALTH CARE SURVEY OF DOD BENEFICIARIES – FINAL

XREGION - Region										
Unweighted										
Value	Formatted Value	Q1		Q2		Q3		Q4		
		Count	Percent	Count	Percent	Count	Percent	Count	Percent	
.	Missing data	6	0.04	3	0.02	7	0.06	14	0.12	
1	Northeast	2062	14.22	1862	14.13	1721	13.62	1591	13.68	
2	Mid-Atlantic	1100	7.58	956	7.26	918	7.27	908	7.81	
3	Southeast	1681	11.59	1594	12.10	1553	12.29	1398	12.02	
4	Gulfsouth	1202	8.29	1126	8.55	999	7.91	954	8.20	
5	Heartland	1003	6.92	853	6.47	852	6.74	766	6.59	
6	Southwest	1820	12.55	1605	12.18	1456	11.53	1361	11.70	
7	Central 7	772	5.32	749	5.69	709	5.61	686	5.90	
8	Central 8	1419	9.78	1312	9.96	1231	9.74	1177	10.12	
9	Southern California	705	4.86	648	4.92	646	5.11	589	5.06	
10	Golden Gate	362	2.50	386	2.93	347	2.75	315	2.71	
11	Northwest	640	4.41	606	4.60	566	4.48	524	4.50	
12	Hawaii	383	2.64	383	2.91	345	2.73	323	2.78	
13	Europe	580	4.00	441	3.35	528	4.18	408	3.51	
14	Western Pacific Command	456	3.14	347	2.63	455	3.60	360	3.09	
15	TRICARE Latin America	104	0.72	89	0.68	101	0.80	69	0.59	
16	Alaska	208	1.43	214	1.62	199	1.58	189	1.62	

Weighted										
Value	Formatted Value	Q1		Q2		Q3		Q4		
		Count	Percent	Count	Percent	Count	Percent	Count	Percent	
.	Missing data	24575	0.36	8710	0.13	19971	0.29	28041	0.40	
1	Northeast	880013	12.97	890772	13.16	928687	13.40	939974	13.34	
2	Mid-Atlantic	661207	9.75	654518	9.67	667648	9.64	701916	9.96	
3	Southeast	889052	13.11	877218	12.96	905646	13.07	868433	12.32	
4	Gulfsouth	491135	7.24	490067	7.24	510012	7.36	523541	7.43	
5	Heartland	576668	8.50	571285	8.44	588010	8.49	583637	8.28	
6	Southwest	848439	12.51	790332	11.68	810890	11.70	798221	11.33	
7	Central 7	299025	4.41	303846	4.49	308336	4.45	342171	4.86	
8	Central 8	564308	8.32	571747	8.45	585054	8.44	613784	8.71	
9	Southern California	454881	6.71	473678	7.00	477894	6.90	485027	6.88	
10	Golden Gate	193432	2.85	222947	3.29	213184	3.08	217928	3.09	
11	Northwest	311995	4.60	315250	4.66	328294	4.74	348718	4.95	
12	Hawaii	105055	1.55	109361	1.62	107186	1.55	115449	1.64	
13	Europe	210486	3.10	200598	2.96	198135	2.86	205880	2.92	
14	Western Pacific Command	153579	2.26	157228	2.32	156885	2.26	157406	2.23	
15	TRICARE Latin America	72132	1.06	83289	1.23	74299	1.07	68141	0.97	
16	Alaska	47474	0.70	47207	0.70	47842	0.69	48001	0.68	

2003 HEALTH CARE SURVEY OF DOD BENEFICIARIES – FINAL

XCATCH - Catchment Area (Reporting)										
Unweighted										
Value	Formatted Value	Count	Q1 Percent	Count	Q2 Percent	Count	Q3 Percent	Count	Q4 Percent	
1	Fox AHC	72	0.50	68	0.52	66	0.52	52	0.45	
3	Lyster ACH	105	0.72	104	0.79	90	0.71	98	0.84	
4	42nd Med Grp- Maxwell	127	0.88	131	0.99	99	0.78	88	0.76	
5	Bassett ACH	47	0.32	66	0.50	55	0.44	53	0.46	
6	3rd Med Grp- Elmendorf	137	0.94	118	0.90	118	0.93	104	0.89	
8	R W Bliss AHC	101	0.70	90	0.68	96	0.76	80	0.69	
9	56th Med Grp- Luke	158	1.09	148	1.12	142	1.12	144	1.24	
10	355th Med Grp- Davis Monthan	107	0.74	98	0.74	109	0.86	85	0.73	
13	314th Med Grp- Little Rock	118	0.81	95	0.72	78	0.62	84	0.72	
14	60th Med Grp- Travis	172	1.19	180	1.37	162	1.28	148	1.27	
15	9th Med Grp- Beale	6	0.04	11	0.08	9	0.07	7	0.06	
18	30th Med Grp- Vandenberg	38	0.26	28	0.21	32	0.25	39	0.34	
19	95th Med Grp- Edwards	34	0.23	35	0.27	32	0.25	36	0.31	
24	NH Camp Pendleton	148	1.02	134	1.02	123	0.97	132	1.13	
28	NH LeMoore	103	0.71	95	0.72	82	0.65	74	0.64	
29	NMC San Diego	166	1.14	163	1.24	151	1.20	137	1.18	
30	NH Twentynine Palms	107	0.74	88	0.67	101	0.80	64	0.55	
32	Evans ACH	117	0.81	103	0.78	104	0.82	102	0.88	
33	10th Med Grp- USAF Academy	160	1.10	138	1.05	132	1.04	97	0.83	
34	USCG Clinic New London	5	0.03	4	0.03	6	0.05	9	0.08	
35	NACC Groton	61	0.42	46	0.35	43	0.34	44	0.38	
36	436th Med Grp- Dover	119	0.82	101	0.77	89	0.70	104	0.89	
37	Walter Reed AMC	176	1.21	174	1.32	169	1.34	140	1.20	
38	NH Pensacola	154	1.06	143	1.09	138	1.09	127	1.09	
39	NH Jacksonville	166	1.14	168	1.28	168	1.33	137	1.18	
42	96th Med Grp- Eglin	159	1.10	132	1.00	125	0.99	125	1.07	
43	325th Med Grp- Tyndall	115	0.79	103	0.78	96	0.76	74	0.64	
45	6th Med Grp- MacDill	209	1.44	205	1.56	184	1.46	165	1.42	
46	45th Med Grp- Patrick	119	0.82	126	0.96	110	0.87	96	0.83	
47	Eisenhower AMC	131	0.90	123	0.93	120	0.95	115	0.99	
48	Martin ACH	126	0.87	108	0.82	101	0.80	112	0.96	
49	Winn ACH	112	0.77	102	0.77	98	0.78	94	0.81	
50	347th Med Grp- Moody	9	0.06	14	0.11	11	0.09	8	0.07	
51	78th Med Grp- Robins	104	0.72	110	0.83	101	0.80	80	0.69	
52	Tripler AMC	150	1.03	152	1.15	124	0.98	109	0.94	
53	366th Med Grp- Mountain Home	103	0.71	93	0.71	96	0.76	86	0.74	
55	375th Med Grp- Scott	165	1.14	137	1.04	142	1.12	131	1.13	

2003 HEALTH CARE SURVEY OF DOD BENEFICIARIES – FINAL

56	NH Great Lakes	121	0.83	117	0.89	109	0.86	106	0.91
57	Irwin ACH	105	0.72	87	0.66	109	0.86	96	0.83
58	Munson AHC	87	0.60	87	0.66	63	0.50	63	0.54
59	22nd Med Grp- McConnell	76	0.52	74	0.56	61	0.48	64	0.55
60	Blanchfield ACH	124	0.85	112	0.85	123	0.97	92	0.79
61	Ireland ACH	158	1.09	130	0.99	125	0.99	110	0.95
62	2nd Med Grp- Barksdale	105	0.72	76	0.58	66	0.52	78	0.67
64	Bayne-Jones ACH	91	0.63	90	0.68	77	0.61	68	0.58
66	89th Med Grp- Andrews	131	0.90	125	0.95	130	1.03	88	0.76
67	NNMC Bethesda	191	1.32	180	1.37	155	1.23	142	1.22
68	NMCL Patuxent River	21	0.14	13	0.10	13	0.10	15	0.13
69	Kimbrough Amb Car Cen-Ft Meade	127	0.88	115	0.87	91	0.72	87	0.75
73	81st Med Grp- Keesler	130	0.90	119	0.90	89	0.70	102	0.88
74	14th Med Grp- Columbus	34	0.23	34	0.26	28	0.22	22	0.19
75	L. Wood ACH	115	0.79	116	0.88	102	0.81	91	0.78
76	509th Med Grp- Whiteman	44	0.30	38	0.29	38	0.30	45	0.39
77	341st Med Grp- Malmstrom	43	0.30	47	0.36	28	0.22	36	0.31
78	55th Med Grp- Offutt	145	1.00	134	1.02	126	1.00	119	1.02
79	99th Med Grp- O'Callaghan Hosp	141	0.97	146	1.11	118	0.93	110	0.95
81	Patterson AHC	16	0.11	25	0.19	16	0.13	19	0.16
83	377th Med Grp- Kirtland	77	0.53	69	0.52	55	0.44	72	0.62
84	49th Med Grp- Holloman	18	0.12	22	0.17	15	0.12	19	0.16
85	27th Med Grp- Cannon	19	0.13	21	0.16	23	0.18	23	0.20
86	Keller ACH	136	0.94	104	0.79	112	0.89	102	0.88
89	Womack AMC	156	1.08	140	1.06	127	1.01	127	1.09
90	4th Med Grp- Seymour Johnson	96	0.66	80	0.61	78	0.62	81	0.70
91	NH Camp Lejeune	139	0.96	114	0.87	122	0.97	94	0.81
92	NH Cherry Point	98	0.68	97	0.74	91	0.72	93	0.80
93	319th Med Grp- Grand Forks	20	0.14	15	0.11	18	0.14	22	0.19
94	5th Med Grp- Minot	39	0.27	27	0.20	30	0.24	32	0.28
95	74th Med Grp- Wright-Patterson	151	1.04	128	0.97	115	0.91	106	0.91
96	72nd Med Grp- Tinker	70	0.48	81	0.61	61	0.48	53	0.46
97	97th Med Grp- Altus	12	0.08	10	0.08	1	0.01	10	0.09
98	Reynolds ACH	97	0.67	94	0.71	60	0.47	69	0.59
100	NACC Newport	44	0.30	50	0.38	38	0.30	46	0.40
101	20th Med Grp- Shaw	112	0.77	93	0.71	98	0.78	87	0.75
103	NH Charleston	115	0.79	97	0.74	111	0.88	104	0.89
104	NH Beaufort	97	0.67	87	0.66	98	0.78	90	0.77
105	Moncrief ACH	110	0.76	102	0.77	97	0.77	99	0.85
106	28th Med Grp- Ellsworth	50	0.34	40	0.30	40	0.32	41	0.35
108	William Beaumont AMC	95	0.66	102	0.77	100	0.79	90	0.77
109	Brooke AMC	148	1.02	149	1.13	135	1.07	127	1.09
110	Darnall ACH	166	1.14	152	1.15	132	1.04	97	0.83

2003 HEALTH CARE SURVEY OF DOD BENEFICIARIES – FINAL

112	7th Med Grp-Dyess	72	0.50	57	0.43	57	0.45	52	0.45
113	82nd Med Grp-Sheppard	107	0.74	105	0.80	63	0.50	84	0.72
114	47th Med Grp-Laughlin	10	0.07	4	0.03	8	0.06	6	0.05
117	59th Med Wing-Lackland	118	0.81	109	0.83	108	0.85	90	0.77
118	NH Corpus Christi	104	0.72	94	0.71	100	0.79	87	0.75
119	75th Med Grp-Hill	62	0.43	65	0.49	71	0.56	51	0.44
120	1st Med Grp-Langley	156	1.08	131	0.99	111	0.88	122	1.05
121	McDonald ACH	121	0.83	103	0.78	107	0.85	105	0.90
122	Kenner AHC	24	0.17	21	0.16	11	0.09	24	0.21
123	Dewitt ACH	211	1.45	225	1.71	185	1.46	167	1.44
124	NMC Portsmouth	179	1.23	166	1.26	157	1.24	138	1.19
125	Madigan AMC	163	1.12	163	1.24	156	1.23	131	1.13
126	NH Bremerton	110	0.76	111	0.84	103	0.82	110	0.95
127	NH Oak Harbor	109	0.75	109	0.83	95	0.75	86	0.74
128	92nd Med Grp-Fairchild	113	0.78	97	0.74	87	0.69	72	0.62
129	90th Med Grp-F.E. Warren	39	0.27	37	0.28	32	0.25	37	0.32
130	USCG Clinic Kodiak	7	0.05	3	0.02	2	0.02	6	0.05
131	Weed ACH	87	0.60	57	0.43	69	0.55	55	0.47
203	354th Med Grp-Eielson	16	0.11	23	0.17	22	0.17	24	0.21
248	61st Med Squad-Los Angeles	34	0.23	39	0.30	37	0.29	28	0.24
280	NMCL Pearl Harbor	111	0.77	101	0.77	100	0.79	103	0.89
287	15th Med Grp-Hickam	115	0.79	116	0.88	111	0.88	96	0.83
306	NMCL Annapolis	31	0.21	21	0.16	24	0.19	17	0.15
310	66th Med Grp-Hanscom	52	0.36	43	0.33	45	0.36	43	0.37
321	NACC Portsmouth NH	59	0.41	45	0.34	56	0.44	44	0.38
326	305th Med Grp-McGuire	95	0.66	92	0.70	63	0.50	58	0.50
330	Guthrie AHC	79	0.54	72	0.55	50	0.40	50	0.43
335	43rd Med Grp-Pope	10	0.07	9	0.07	11	0.09	7	0.06
338	71st Med Grp-Vance	25	0.17	19	0.14	7	0.06	24	0.21
356	437th Med Grp-Charleston	26	0.18	20	0.15	22	0.17	28	0.24
363	311th Med Squad-Brooks	4	0.03	7	0.05	9	0.07	8	0.07
364	17th Med Grp-Goodfellow	38	0.26	34	0.26	30	0.24	23	0.20
366	12th Med Grp-Randolph	122	0.84	88	0.67	103	0.82	97	0.83
385	NMCL Quantico	102	0.70	94	0.71	84	0.66	77	0.66
395	62nd Med Grp-McChord	21	0.14	15	0.11	8	0.06	5	0.04
413	11th Med Grp-Bolling	23	0.16	13	0.10	20	0.16	14	0.12
416	Mobile USCG Clinic	3	0.02	7	0.05	1	0.01	3	0.03
417	Ketchikan USCG Clinic	.	.	1	0.01	2	0.02	.	.
418	USCG Clinic Alameda	2	0.01	2	0.02	4	0.03	4	0.03
419	Petaluma USCG Clinic	2	0.01	2	0.02
420	USCG Clinic Dist of Columbia	4	0.03	3	0.02	1	0.01	3	0.03
421	USCG Clinic Air	1	0.01	.	.	2	0.02	.	.

2003 HEALTH CARE SURVEY OF DOD BENEFICIARIES – FINAL

422	Station Miami Clearwater USCG Clinic	2	0.01	3	0.02	1	0.01	6	0.05
423	New Orleans USCG Clinic	1	0.01	1	0.01	1	0.01	2	0.02
425	USCG Clinic Cape Cod	11	0.08	6	0.05	6	0.05	4	0.03
426	Boston USCG Clinic	3	0.02	5	0.04	2	0.02	4	0.03
428	Cape May USCG Clinic	5	0.03	6	0.05	3	0.02	2	0.02
430	Elizabeth City USCG Clinic	.	.	1	0.01	2	0.02	2	0.02
432	Portsmouth USCG Clinic	4	0.03	3	0.02	3	0.02	4	0.03
433	Yorktown USCG Clinic	1	0.01	.	.	3	0.02	.	.
434	Port Angeles USCG Clinic	.	.	1	0.01
435	Seattle USCG Clinic	3	0.02	1	0.01	5	0.04	3	0.03
606	Heidelberg Meddac	85	0.59	54	0.41	75	0.59	38	0.33
607	Landstuhl Regional Medcen	85	0.59	89	0.68	65	0.51	58	0.50
609	Wuerzburg Meddac	61	0.42	60	0.46	57	0.45	34	0.29
610	USA Meddac- Camp Zama	10	0.07	10	0.08	16	0.13	9	0.08
612	121st Gen Hosp- Seoul	83	0.57	78	0.59	71	0.56	50	0.43
615	NH Guantanamo Bay	10	0.07	4	0.03	4	0.03	2	0.02
616	NH Roosevelt Roads-Ceiba	59	0.41	57	0.43	69	0.55	43	0.37
617	NH Naples	18	0.12	14	0.11	26	0.21	18	0.15
618	NH Rota	20	0.14	5	0.04	17	0.13	8	0.07
620	NH Guam-Agana	64	0.44	57	0.43	51	0.40	57	0.49
621	NH Okinawa	67	0.46	49	0.37	46	0.36	33	0.28
622	NH Yokosuka	72	0.50	50	0.38	67	0.53	64	0.55
623	NH Keflavik	9	0.06	10	0.08	10	0.08	9	0.08
624	NH Sigonella	12	0.08	15	0.11	15	0.12	11	0.09
629	65th Med Grp- Lajes	4	0.03	12	0.09	4	0.03	1	0.01
633	48th Med Grp- Lakenheath	68	0.47	39	0.30	72	0.57	49	0.42
635	39th Med Grp- Incirlik	6	0.04	6	0.05	4	0.03	10	0.09
637	8th Med Grp- Kunsan AB	3	0.02	3	0.02	5	0.04	6	0.05
638	51st Med Grp- Osan AB	45	0.31	16	0.12	40	0.32	44	0.38
639	35th Med Grp- Misawa	29	0.20	3	0.02	31	0.25	15	0.13
640	374th Med Grp- Yokota AB	48	0.33	35	0.27	45	0.36	25	0.21
802	36th Med Grp- Andersen	14	0.10	19	0.14	16	0.13	6	0.05
804	18th Med Grp- Kadena AB	18	0.12	14	0.11	60	0.47	47	0.40
805	52nd Med Grp- Spangdahlem	94	0.65	47	0.36	76	0.60	80	0.69
806	86th Med Grp- Ramstein	87	0.60	65	0.49	81	0.64	73	0.63
808	31st Med Grp- Aviano	16	0.11	12	0.09	10	0.08	10	0.09
825	425th ABS Med Flight-Izmir	3	0.02	1	0.01	2	0.02	2	0.02
5197	USCG Clinic San Juan	2	0.01	.	.	1	0.01	1	0.01
7042	Air Station	3	0.02	6	0.05	2	0.02	4	0.03

2003 HEALTH CARE SURVEY OF DOD BENEFICIARIES – FINAL

7043	Borinquen USCG Clinic Honolulu	.	.	3	0.02	2	0.02	2	0.02
7044	USCG Clinic Juneau	1	0.01	2	0.02	.	.	1	0.01
7045	USCG Clinic North Bend	8	0.06	2	0.02	2	0.02	3	0.03
7047	USCG Clinic Sitka	.	.	1	0.01	.	.	1	0.01
7139	16th Med Grp- Hurlburt Field	120	0.83	111	0.84	90	0.71	90	0.77
7200	460 MDS- Buckley AFB	30	0.21	22	0.17	17	0.13	20	0.17
8931	NMCL London	6	0.04	8	0.06	7	0.06	1	0.01
8982	AHC Bad Aibling	2	0.02	1	0.01
9901	Out of Catchment Region 01	360	2.48	300	2.28	320	2.53	312	2.68
9902	Out of Catchment Region 02	116	0.80	91	0.69	95	0.75	111	0.95
9903	Out of Catchment Region 03	244	1.68	239	1.81	232	1.84	183	1.57
9904	Out of Catchment Region 04	181	1.25	171	1.30	176	1.39	167	1.44
9905	Out of Catchment Region 05	284	1.96	229	1.74	238	1.88	221	1.90
9906	Out of Catchment Region 06	378	2.61	317	2.41	319	2.53	272	2.34
9907	Out of Catchment Region 07	56	0.39	53	0.40	51	0.40	63	0.54
9908	Out of Catchment Region 08	218	1.50	212	1.61	205	1.62	205	1.76
9909	Out of Catchment Region 09	91	0.63	104	0.79	101	0.80	98	0.84
9910	Out of Catchment Region 10	77	0.53	98	0.74	90	0.71	80	0.69
9911	Out of Catchment Region 11	113	0.78	107	0.81	110	0.87	114	0.98
9912	Out of Catchment Region 12	7	0.05	11	0.08	8	0.06	13	0.11
9913	Out of Catchment Europe	6	0.04	4	0.03	5	0.04	5	0.04
9914	Out of Catchment Asia	3	0.02	13	0.10	7	0.06	4	0.03
9915	Out of Catchment Latin America	30	0.21	22	0.17	25	0.20	19	0.16
9999	9999	6	0.04	3	0.02	7	0.06	14	0.12

Weighted

Value	Formatted Value	Q1		Q2		Q3		Q4	
		Count	Percent	Count	Percent	Count	Percent	Count	Percent
1	Fox AHC	7876	0.12	7570	0.11	8256	0.12	7859	0.11
3	Lyster ACH	24311	0.36	24448	0.36	25136	0.36	25337	0.36
4	42nd Med Grp- Maxwell	10942	0.16	11411	0.17	11752	0.17	11884	0.17
5	Bassett ACH	12263	0.18	12996	0.19	11398	0.16	11227	0.16
6	3rd Med Grp- Elmendorf	27085	0.40	26889	0.40	27428	0.40	27617	0.39
8	R W Bliss AHC	10630	0.16	10827	0.16	10879	0.16	11131	0.16
9	56th Med Grp- Luke	67878	1.00	67784	1.00	69708	1.01	70314	1.00
10	355th Med Grp- Davis Monthan	17907	0.26	17656	0.26	17939	0.26	18101	0.26
13	314th Med Grp- Little Rock	11381	0.17	11589	0.17	11923	0.17	12188	0.17
14	60th Med Grp- Travis	79128	1.17	77839	1.15	78729	1.14	79783	1.13
15	9th Med Grp-	2758	0.04	5414	0.08	4724	0.07	3817	0.05

2003 HEALTH CARE SURVEY OF DOD BENEFICIARIES – FINAL

18	Beale 30th Med Grp- Vandenberg	7037	0.10	5277	0.08	6439	0.09	7578	0.11
19	95th Med Grp- Edwards	6043	0.09	6712	0.10	6237	0.09	7041	0.10
24	NH Camp Pendleton	105576	1.56	106247	1.57	108356	1.56	111299	1.58
28	NH LeMoore	25012	0.37	25201	0.37	20528	0.30	26796	0.38
29	NMC San Diego	199430	2.94	199822	2.95	197648	2.85	198678	2.82
30	NH Twentynine Palms	18978	0.28	18462	0.27	24313	0.35	18415	0.26
32	Evans ACH	46066	0.68	46465	0.69	51274	0.74	52607	0.75
33	10th Med Grp- USAF Academy	55420	0.82	54557	0.81	54246	0.78	54025	0.77
34	USCG Clinic New London	896	0.01	945	0.01	1643	0.02	2193	0.03
35	NACC Groton	11213	0.17	9436	0.14	10451	0.15	9337	0.13
36	436th Med Grp- Dover	10431	0.15	10498	0.16	10778	0.16	11755	0.17
37	Walter Reed AMC	53326	0.79	54752	0.81	55732	0.80	55181	0.78
38	NH Pensacola	73527	1.08	73463	1.09	76412	1.10	72723	1.03
39	NH Jacksonville	114430	1.69	111663	1.65	115683	1.67	117808	1.67
42	96th Med Grp- Eglin	53006	0.78	52430	0.77	52485	0.76	53168	0.75
43	325th Med Grp- Tyndall	10651	0.16	10868	0.16	11263	0.16	11634	0.17
45	6th Med Grp- MacDill	85609	1.26	85753	1.27	86940	1.25	88486	1.26
46	45th Med Grp- Patrick	12950	0.19	13012	0.19	13347	0.19	13235	0.19
47	Eisenhower AMC	57927	0.85	58556	0.87	58963	0.85	59427	0.84
48	Martin ACH	57626	0.85	55020	0.81	60321	0.87	57239	0.81
49	Winn ACH	49969	0.74	51689	0.76	52401	0.76	64305	0.91
50	347th Med Grp- Moody	6922	0.10	11127	0.16	8615	0.12	7988	0.11
51	78th Med Grp- Robins	13473	0.20	13407	0.20	13547	0.20	13908	0.20
52	Tripler AMC	69995	1.03	68240	1.01	67970	0.98	69840	0.99
53	366th Med Grp- Mountain Home	10838	0.16	10379	0.15	10644	0.15	10708	0.15
55	375th Med Grp- Scott	44915	0.66	44393	0.66	45552	0.66	46929	0.67
56	NH Great Lakes	53708	0.79	51604	0.76	52318	0.76	49058	0.70
57	Irwin ACH	24133	0.36	24279	0.36	28169	0.41	29854	0.42
58	Munson AHC	12191	0.18	12873	0.19	12203	0.18	11196	0.16
59	22nd Med Grp- McConnell	7747	0.11	8302	0.12	9617	0.14	8165	0.12
60	Blanchfield ACH	60758	0.90	61208	0.90	63346	0.91	67303	0.96
61	Ireland ACH	46383	0.68	46703	0.69	52114	0.75	56174	0.80
62	2nd Med Grp- Barksdale	11834	0.17	12046	0.18	12127	0.18	12337	0.18
64	Bayne-Jones ACH	20729	0.31	20427	0.30	20758	0.30	20123	0.29
66	89th Med Grp- Andrews	48027	0.71	53506	0.79	51163	0.74	46577	0.66
67	NNMC Bethesda	79986	1.18	79296	1.17	79516	1.15	79815	1.13
68	NMCL Patuxent River	8402	0.12	6338	0.09	6346	0.09	10814	0.15
69	Kimbrough Amb Car Cen-Ft Meade	29553	0.44	32521	0.48	31929	0.46	34790	0.49
73	81st Med Grp- Keesler	41254	0.61	41196	0.61	42085	0.61	41882	0.59
74	14th Med Grp- Columbus	3681	0.05	3477	0.05	3587	0.05	3545	0.05
75	L. Wood ACH	24541	0.36	24739	0.37	26160	0.38	27927	0.40
76	509th Med Grp- Whiteman	6252	0.09	5709	0.08	6676	0.10	8124	0.12
77	341st Med Grp- Malmstrom	7726	0.11	7979	0.12	5566	0.08	8513	0.12

2003 HEALTH CARE SURVEY OF DOD BENEFICIARIES – FINAL

78	55th Med Grp- Offutt	34902	0.51	34913	0.52	35367	0.51	35220	0.50
79	99th Med Grp- O'Callaghan Hosp	54593	0.80	56012	0.83	55350	0.80	57239	0.81
81	Patterson AHC	2544	0.04	5060	0.07	3640	0.05	4516	0.06
83	377th Med Grp- Kirtland	15836	0.23	14971	0.22	14033	0.20	15733	0.22
84	49th Med Grp- Holloman	10771	0.16	10360	0.15	9159	0.13	11903	0.17
85	27th Med Grp- Cannon	3786	0.06	4861	0.07	6485	0.09	5022	0.07
86	Keller ACH	25804	0.38	23534	0.35	26010	0.38	25286	0.36
89	Womack AMC	114312	1.69	112793	1.67	109902	1.59	114597	1.63
90	4th Med Grp- Seymour Johnson	10048	0.15	10082	0.15	10381	0.15	10708	0.15
91	NH Camp Lejeune	61906	0.91	63684	0.94	65716	0.95	67347	0.96
92	NH Cherry Point	23618	0.35	23906	0.35	24153	0.35	24599	0.35
93	319th Med Grp- Grand Forks	4916	0.07	3756	0.06	5188	0.07	6793	0.10
94	5th Med Grp- Minot	9329	0.14	6704	0.10	8661	0.13	9539	0.14
95	74th Med Grp- Wright-Patterson	42620	0.63	42707	0.63	43562	0.63	44561	0.63
96	72nd Med Grp- Tinker	16879	0.25	20912	0.31	18124	0.26	16178	0.23
97	97th Med Grp- Altus	5569	0.08	3873	0.06	666	0.01	6863	0.10
98	Reynolds ACH	34170	0.50	36562	0.54	40023	0.58	33836	0.48
100	NACC Newport	8080	0.12	10579	0.16	9112	0.13	10279	0.15
101	20th Med Grp- Shaw	19607	0.29	19506	0.29	20499	0.30	20535	0.29
103	NH Charleston	41573	0.61	40588	0.60	42914	0.62	40277	0.57
104	NH Beaufort	23395	0.34	23746	0.35	22108	0.32	22508	0.32
105	Moncrief ACH	44831	0.66	44707	0.66	46270	0.67	43676	0.62
106	28th Med Grp- Ellsworth	7280	0.11	7154	0.11	8114	0.12	7791	0.11
108	William Beaumont AMC	40562	0.60	42911	0.63	46035	0.66	45398	0.64
109	Brooke AMC	64826	0.96	63389	0.94	63175	0.91	63922	0.91
110	Darnall ACH	102899	1.52	103255	1.53	107050	1.55	108842	1.54
112	7th Med Grp- Dyess	11411	0.17	10560	0.16	15019	0.22	11618	0.16
113	82nd Med Grp- Sheppard	17891	0.26	19818	0.29	13519	0.20	19642	0.28
114	47th Med Grp- Laughlin	8334	0.12	3814	0.06	5749	0.08	5542	0.08
117	59th Med Wing- Lackland	74820	1.10	76312	1.13	70427	1.02	73887	1.05
118	NH Corpus Christi	13108	0.19	13095	0.19	13690	0.20	14122	0.20
119	75th Med Grp-Hill	11276	0.17	11347	0.17	14194	0.20	12027	0.17
120	1st Med Grp- Langley	41292	0.61	42269	0.62	41298	0.60	40571	0.58
121	McDonald ACH	40007	0.59	40244	0.59	45328	0.65	41358	0.59
122	Kenner AHC	10946	0.16	10879	0.16	6996	0.10	12500	0.18
123	Dewitt ACH	106227	1.57	107464	1.59	108525	1.57	106717	1.51
124	NMC Portsmouth	211436	3.12	211843	3.13	212776	3.07	215749	3.06
125	Madigan AMC	99275	1.46	102082	1.51	113520	1.64	117971	1.67
126	NH Bremerton	41822	0.62	43993	0.65	41398	0.60	43229	0.61
127	NH Oak Harbor	20820	0.31	20988	0.31	20995	0.30	20817	0.30
128	92nd Med Grp- Fairchild	9807	0.14	10156	0.15	10468	0.15	10413	0.15
129	90th Med Grp- F.E. Warren	5483	0.08	6545	0.10	6532	0.09	7027	0.10
130	USCG Clinic Kodiak	2098	0.03	802	0.01	788	0.01	1636	0.02
131	Weed ACH	9190	0.14	9089	0.13	9182	0.13	9221	0.13
203	354th Med Grp-	5728	0.08	5449	0.08	7440	0.11	6976	0.10

2003 HEALTH CARE SURVEY OF DOD BENEFICIARIES – FINAL

248	Eielson 61st Med Squad- Los Angeles	6060	0.09	7289	0.11	7118	0.10	5383	0.08
280	NMCL Pearl Harbor	18183	0.27	18230	0.27	18266	0.26	17234	0.24
287	15th Med Grp- Hickam	9215	0.14	9075	0.13	9171	0.13	9236	0.13
306	NMCL Annapolis	7019	0.10	5837	0.09	8469	0.12	7231	0.10
310	66th Med Grp- Hanscom	5816	0.09	6196	0.09	5846	0.08	6797	0.10
321	NACC Portsmouth NH	6777	0.10	6706	0.10	7837	0.11	7187	0.10
326	305th Med Grp- McGuire	11872	0.18	14691	0.22	17302	0.25	19705	0.28
330	Guthrie AHC	16388	0.24	17319	0.26	19631	0.28	21883	0.31
335	43rd Med Grp- Pope	8339	0.12	7903	0.12	11879	0.17	7463	0.11
338	71st Med Grp- Vance	2536	0.04	2165	0.03	1151	0.02	3076	0.04
356	437th Med Grp- Charleston	9910	0.15	10158	0.15	8813	0.13	12035	0.17
363	311th Med Squad-Brooks	2022	0.03	2775	0.04	4064	0.06	3617	0.05
364	17th Med Grp- Goodfellow	5858	0.09	6147	0.09	8066	0.12	5117	0.07
366	12th Med Grp- Randolph	15196	0.22	15407	0.23	15868	0.23	15744	0.22
385	NMCL Quantico	16518	0.24	17092	0.25	17247	0.25	17900	0.25
395	62nd Med Grp- McChord	14123	0.21	11123	0.16	6205	0.09	4932	0.07
413	11th Med Grp- Bolling	9163	0.14	6340	0.09	9797	0.14	9629	0.14
416	Mobile USCG Clinic	356	0.01	739	0.01	173	0.00	911	0.01
417	Ketchikan USCG Clinic	.	.	267	0.00	788	0.01	.	.
418	USCG Clinic Alameda	1106	0.02	1150	0.02	2430	0.04	2333	0.03
419	Petaluma USCG Clinic	1106	0.02	1167	0.02
420	USCG Clinic Dist of Columbia	1226	0.02	955	0.01	328	0.00	1354	0.02
421	USCG Clinic Air Station Miami	951	0.01	.	.	1506	0.02	.	.
422	Clearwater USCG Clinic	1429	0.02	2747	0.04	959	0.01	4856	0.07
423	New Orleans USCG Clinic	410	0.01	490	0.01	459	0.01	1161	0.02
425	USCG Clinic Cape Cod	1326	0.02	904	0.01	857	0.01	633	0.01
426	Boston USCG Clinic	362	0.01	753	0.01	286	0.00	633	0.01
428	Cape May USCG Clinic	702	0.01	1049	0.02	1173	0.02	932	0.01
430	Elizabeth City USCG Clinic	.	.	1219	0.02	2463	0.04	2512	0.04
432	Portsmouth USCG Clinic	1220	0.02	1442	0.02	1266	0.02	2196	0.03
433	Yorktown USCG Clinic	305	0.00	.	.	1266	0.02	.	.
434	Port Angeles USCG Clinic	.	.	612	0.01
435	Seattle USCG Clinic	1459	0.02	553	0.01	2777	0.04	1753	0.02
606	Heidelberg Meddac	36936	0.54	37144	0.55	37985	0.55	38004	0.54
607	Landstuhl Regional Medcen	31030	0.46	31382	0.46	31739	0.46	32379	0.46
609	Wuerzburg Meddac	33082	0.49	35691	0.53	37158	0.54	34107	0.48
610	USA Meddac-	2678	0.04	4384	0.06	3026	0.04	2705	0.04

2003 HEALTH CARE SURVEY OF DOD BENEFICIARIES – FINAL

612	Camp Zama 121st Gen Hosp- Seoul	38529	0.57	44913	0.66	38288	0.55	37123	0.53
615	NH Guantanamo Bay	1074	0.02	543	0.01	587	0.01	431	0.01
616	NH Roosevelt Roads-Ceiba	7199	0.11	7314	0.11	8866	0.13	8247	0.12
617	NH Naples	7051	0.10	5752	0.08	9092	0.13	8301	0.12
618	NH Rota	7280	0.11	2071	0.03	6073	0.09	3186	0.05
620	NH Guam-Agana	10348	0.15	9505	0.14	9706	0.14	11812	0.17
621	NH Okinawa	24470	0.36	28114	0.42	24149	0.35	21958	0.31
622	NH Yokosuka	28420	0.42	24628	0.36	29655	0.43	32586	0.46
623	NH Keflavik	3743	0.06	4464	0.07	3731	0.05	4018	0.06
624	NH Sigonella	4736	0.07	6791	0.10	5246	0.08	5324	0.08
629	65th Med Grp- Lajes	1651	0.02	4697	0.07	1228	0.02	509	0.01
633	48th Med Grp- Lakenheath	19060	0.28	16569	0.24	18411	0.27	20012	0.28
635	39th Med Grp- Incirlik	1700	0.03	2666	0.04	1343	0.02	4527	0.06
637	8th Med Grp- Kunsan AB	632	0.01	716	0.01	1233	0.02	1964	0.03
638	51st Med Grp- Osan AB	9764	0.14	3975	0.06	10194	0.15	14765	0.21
639	35th Med Grp- Misawa	8288	0.12	1569	0.02	6388	0.09	5137	0.07
640	374th Med Grp- Yokota AB	12695	0.19	16007	0.24	8766	0.13	8239	0.12
802	36th Med Grp- Andersen	2365	0.03	3269	0.05	3428	0.05	1373	0.02
804	18th Med Grp- Kadena AB	3680	0.05	5190	0.08	9345	0.13	11879	0.17
805	52nd Med Grp- Spangdahlem	10182	0.15	10005	0.15	9695	0.14	9546	0.14
806	86th Med Grp- Ramstein	16434	0.24	16202	0.24	16120	0.23	16338	0.23
808	31st Med Grp- Aviano	9174	0.14	6451	0.10	5547	0.08	8964	0.13
825	425th ABS Med Flight-Izmir	1248	0.02	403	0.01	344	0.00	1018	0.01
5197	USCG Clinic San Juan	224	0.00	.	.	164	0.00	215	0.00
7042	Air Station Borinquen	336	0.00	806	0.01	329	0.00	861	0.01
7043	USCG Clinic Honolulu	.	.	1844	0.03	1601	0.02	2244	0.03
7044	USCG Clinic Juneau	300	0.00	535	0.01	.	.	273	0.00
7045	USCG Clinic North Bend	590	0.01	211	0.00	274	0.00	483	0.01
7047	USCG Clinic Sitka	.	.	267	0.00	.	.	273	0.00
7139	16th Med Grp- Hurlburt Field	11359	0.17	11536	0.17	11691	0.17	12054	0.17
7200	460 MDS- Buckley AFB	4622	0.07	3682	0.05	3159	0.05	3633	0.05
8931	NMCL London	1545	0.02	3533	0.05	1814	0.03	411	0.01
8982	AHC Bad Aibling	390	0.01	198	0.00
9901	Out of Catchment Region 01	418356	6.17	419002	6.19	445068	6.42	448830	6.37
9902	Out of Catchment Region 02	137777	2.03	128254	1.89	134225	1.94	162315	2.30
9903	Out of Catchment Region 03	349878	5.16	338285	5.00	353718	5.11	307006	4.36
9904	Out of Catchment Region 04	252744	3.73	250182	3.70	266211	3.84	277688	3.94
9905	Out of Catchment Region 05	328284	4.84	324669	4.80	331118	4.78	319612	4.54
9906	Out of Catchment Region 06	416859	6.15	359402	5.31	376332	5.43	357148	5.07
9907	Out of Catchment	77062	1.14	78465	1.16	78748	1.14	107330	1.52

2003 HEALTH CARE SURVEY OF DOD BENEFICIARIES – FINAL

9908	Region 07 Out of Catchment	303295	4.47	310660	4.59	311983	4.50	333892	4.74
9909	Region 08 Out of Catchment	102566	1.51	120780	1.78	118601	1.71	127411	1.81
9910	Region 09 Out of Catchment	84323	1.24	113342	1.67	106774	1.54	104032	1.48
9911	Region 10 Out of Catchment	124100	1.83	125532	1.85	132658	1.91	149120	2.12
9912	Region 11 Out of Catchment	7662	0.11	11972	0.18	10179	0.15	16896	0.24
9913	Region 12 Out of Catchment	25635	0.38	16777	0.25	12219	0.18	19038	0.27
9914	Europe Out of Catchment	11710	0.17	14958	0.22	12708	0.18	7865	0.11
9915	Asia Out of Catchment	63299	0.93	74626	1.10	64353	0.93	58387	0.83
9999	Latin America 9999	24575	0.36	8710	0.13	19971	0.29	28041	0.40

**CONUS -
CONUS/OCONUS Indicator**

Unweighted										
Value	Formatted Value	Count	Q1 Percent	Count	Q2 Percent	Count	Q3 Percent	Count	Q4 Percent	Count
.	Invid/Missng Add	6	0.04	3	0.02	7	0.06	14	0.12	
0	Not in CONUS	1140	7.86	877	6.66	1084	8.58	837	7.20	
1	In CONUS	13357	92.10	12294	93.32	11542	91.36	10781	92.68	

Weighted										
Value	Formatted Value	Count	Q1 Percent	Count	Q2 Percent	Count	Q3 Percent	Count	Q4 Percent	Count
.	Invid/Missng Add	24575	0.36	8710	0.13	19971	0.29	28041	0.40	
0	Not in CONUS	436198	6.43	441115	6.52	429320	6.20	431428	6.12	
1	In CONUS	6322684	93.21	6318229	93.35	6478684	93.51	6586801	93.48	

**OUTCATCH -
Out of Catchment Area Indicator**

Unweighted										
Value	Formatted Value	Count	Q1 Percent	Count	Q2 Percent	Count	Q3 Percent	Count	Q4 Percent	Count
.	Unknown	6	0.04	3	0.02	7	0.06	14	0.12	
0	Catchment areas	12333	85.04	11200	85.02	10644	84.26	9751	83.83	
1	Out of catchment areas	2164	14.92	1971	14.96	1982	15.69	1867	16.05	

Weighted										
Value	Formatted Value	Count	Q1 Percent	Count	Q2 Percent	Count	Q3 Percent	Count	Q4 Percent	Count
.	Unknown	24575	0.36	8710	0.13	19971	0.29	28041	0.40	
0	Catchment areas	4055332	59.78	4072438	60.17	4153111	59.95	4221659	59.91	

1	Out of catchment areas	2703549	39.86	2686905	39.70	2754893	39.76	2796570	39.69
---	------------------------	---------	-------	---------	-------	---------	-------	---------	-------

XSEXA - Male or Female (Recode)										
Unweighted										
Value	Formatted Value	Count	Q1 Percent	Q2 Percent	Q3 Percent	Q4 Percent	Count	Q1 Percent	Q2 Percent	Q3 Percent
1	Male	7129	49.16	6291	47.75	6054	47.92	5616	48.28	
2	Female	7374	50.84	6883	52.25	6579	52.08	6016	51.72	
Weighted										
Value	Formatted Value	Count	Q1 Percent	Q2 Percent	Q3 Percent	Q4 Percent	Count	Q1 Percent	Q2 Percent	Q3 Percent
1	Male	3494170	51.51	3455969	51.06	3474798	50.16	3664947	52.01	
2	Female	3289286	48.49	3312085	48.94	3453177	49.84	3381323	47.99	

XBNFGRP - Constructed Beneficiary Group										
Unweighted										
Value	Formatted Value	Count	Q1 Percent	Q2 Percent	Q3 Percent	Q4 Percent	Count	Q1 Percent	Q2 Percent	Q3 Percent
.	Missing/Unknown	18	0.12	23	0.17	23	0.18	17	0.15	
1	Active Duty <65	4273	29.46	3614	27.43	3500	27.71	3164	27.20	
2	Family of Active <65	3202	22.08	2962	22.48	2789	22.08	2565	22.05	
3	Ret/Surv/Fam <65	4726	32.59	4317	32.77	4153	32.87	3760	32.32	
4	Ret/Surv/Fam 65+	2284	15.75	2258	17.14	2168	17.16	2126	18.28	
Weighted										
Value	Formatted Value	Count	Q1 Percent	Q2 Percent	Q3 Percent	Q4 Percent	Count	Q1 Percent	Q2 Percent	Q3 Percent
.	Missing/Unknown	3167	0.05	3121	0.05	6534	0.09	3719	0.05	
1	Active Duty <65	1664517	24.54	1658861	24.51	1754815	25.33	1823121	25.87	
2	Family of Active <65	906875	13.37	897058	13.25	954886	13.78	996938	14.15	
3	Ret/Surv/Fam <65	2513940	37.06	2514291	37.15	2504236	36.15	2475879	35.14	
4	Ret/Surv/Fam 65+	1694957	24.99	1694723	25.04	1707504	24.65	1746614	24.79	

KDISENRL - Intention to disenroll										
Unweighted										
Value	Formatted Value	Count	Q1 Percent	Q2 Percent	Q3 Percent	Q4 Percent	Count	Count	Count	Count
.	Missing/Unknown/NA	4679	32.26	4243	32.21	4037	31.96	3799	32.66	
1	Yes	526	3.63	461	3.50	482	3.82	438	3.77	
2	No	9298	64.11	8470	64.29	8114	64.23	7395	63.57	
Weighted										
Value	Formatted Value	Count	Q1 Percent	Q2 Percent	Q3 Percent	Q4 Percent	Count	Count	Count	Count
.	Missing/Unknown/NA	3036721	44.77	2906047	42.94	2906021	41.95	2931710	41.61	
1	Yes	197694	2.91	205920	3.04	247993	3.58	236033	3.35	
2	No	3549041	52.32	3656087	54.02	3773961	54.47	3878527	55.04	

KMILOFFC - Office wait of 15 min or more at Military facility										
Unweighted										
Value	Formatted Value	Count	Q1 Percent	Q2 Percent	Q3 Percent	Q4 Percent	Count	Count	Count	Count
.	Missing/Unknown/NA	7459	51.43	6972	52.92	6836	54.11	6309	54.24	
1	Yes	2234	15.40	1859	14.11	1845	14.60	1667	14.33	
2	No	4810	33.17	4343	32.97	3952	31.28	3656	31.43	
Weighted										
Value	Formatted Value	Count	Q1 Percent	Q2 Percent	Q3 Percent	Q4 Percent	Count	Count	Count	Count
.	Missing/Unknown/NA	4488202	66.16	4507745	66.60	4651874	67.15	4685116	66.49	
1	Yes	768735	11.33	722971	10.68	763320	11.02	801181	11.37	
2	No	1526518	22.50	1537338	22.71	1512781	21.84	1559973	22.14	

KCIVOFFC - Office wait of 15 min or more at Civilian facility										
Unweighted										
Value	Formatted Value	Count	Q1 Percent	Count	Q2 Percent	Count	Q3 Percent	Count	Q4 Percent	Count
.	Missing/Unknown/NA	9639	66.46	8522	64.69	8219	65.06	7334	63.05	
1	Yes	1662	11.46	1567	11.89	1555	12.31	1452	12.48	
2	No	3202	22.08	3085	23.42	2859	22.63	2846	24.47	
Weighted										
Value	Formatted Value	Count	Q1 Percent	Count	Q2 Percent	Count	Q3 Percent	Count	Q4 Percent	Count
.	Missing/Unknown/NA	3589809	52.92	3538694	52.29	3682105	53.15	3639231	51.65	
1	Yes	1106996	16.32	1072334	15.84	1110361	16.03	1133078	16.08	
2	No	2086651	30.76	2157026	31.87	2135509	30.82	2273962	32.27	

KBGPRB1 - Big problem getting referrals to specialist										
Unweighted										
Value	Formatted Value	Count	Q1 Percent	Count	Q2 Percent	Count	Q3 Percent	Count	Q4 Percent	Count
.	Missing/Unknown/NA	7164	49.40	6288	47.73	6286	49.76	5669	48.74	
1	Yes	766	5.28	682	5.18	668	5.29	639	5.49	
2	No	6573	45.32	6204	47.09	5679	44.95	5324	45.77	
Weighted										
Value	Formatted Value	Count	Q1 Percent	Count	Q2 Percent	Count	Q3 Percent	Count	Q4 Percent	Count
.	Missing/Unknown/NA	3213433	47.37	3112933	45.99	3375641	48.72	3363572	47.74	
1	Yes	336987	4.97	339591	5.02	340152	4.91	359422	5.10	
2	No	3233036	47.66	3315531	48.99	3212182	46.37	3323276	47.16	

KBGPRB2 - Big problem getting necessary care										
Unweighted										
Value	Formatted Value	Count	Q1 Percent	Count	Q2 Percent	Count	Q3 Percent	Count	Q4 Percent	
.	Missing/Unknown/NA	2311	15.93	2111	16.02	2173	17.20	1826	15.70	
1	Yes	679	4.68	531	4.03	555	4.39	555	4.77	
2	No	11513	79.38	10532	79.95	9905	78.41	9251	79.53	
Weighted										
Value	Formatted Value	Count	Q1 Percent	Count	Q2 Percent	Count	Q3 Percent	Count	Q4 Percent	
.	Missing/Unknown/NA	1126023	16.60	1162701	17.18	1251631	18.07	1140809	16.19	
1	Yes	294571	4.34	247431	3.66	261862	3.78	280172	3.98	
2	No	5362862	79.06	5357922	79.16	5414482	78.15	5625290	79.83	

KMILOPQY - Outpatient visits to Military facility										
Unweighted										
Value	Formatted Value	Count	Q1 Percent	Count	Q2 Percent	Count	Q3 Percent	Count	Q4 Percent	
.	No response	241	1.66	217	1.65	457	3.62	281	2.42	
A	Mult response	31	0.21	22	0.17	13	0.10	13	0.11	
1	None	7155	49.33	6707	50.91	6393	50.61	5982	51.43	
2	1 visit	894	6.16	912	6.92	826	6.54	736	6.33	
3	2 visits	1460	10.07	1307	9.92	1299	10.28	1190	10.23	
4	3 visits	1451	10.00	1227	9.31	1139	9.02	1132	9.73	
5	4 visits	1119	7.72	952	7.23	925	7.32	815	7.01	
6	5 to 9 visits	1522	10.49	1307	9.92	1147	9.08	1033	8.88	
7	10 or more visits	630	4.34	523	3.97	434	3.44	450	3.87	
Weighted										
Value	Formatted Value	Count	Q1 Percent	Count	Q2 Percent	Count	Q3 Percent	Count	Q4 Percent	
.	No response	114938	1.69	103637	1.53	247839	3.58	172537	2.45	
A	Mult response	11068	0.16	6782	0.10	6319	0.09	4234	0.06	
1	None	4351508	64.15	4382050	64.75	4412500	63.69	4487372	63.68	
2	1 visit	288685	4.26	317802	4.70	330744	4.77	327388	4.65	
3	2 visits	483151	7.12	477584	7.06	494389	7.14	521622	7.40	
4	3 visits	454756	6.70	429600	6.35	441021	6.37	512025	7.27	
5	4 visits	361412	5.33	333633	4.93	356365	5.14	352956	5.01	
6	5 to 9 visits	498030	7.34	503335	7.44	455251	6.57	442173	6.28	
7	10 or more visits	219908	3.24	213632	3.16	183546	2.65	225963	3.21	

KCIVOPQY - Outpatient visits to Civilian facility											
Unweighted											
Value	Formatted Value	Count	Q1 Percent	Count	Q2 Percent	Count	Q3 Percent	Count	Q4 Percent	Count	Percent
.	No response	271	1.87	263	2.00	474	3.75	310	2.67		
A	Mult response	26	0.18	14	0.11	12	0.09	15	0.13		
1	None	9311	64.20	8221	62.40	7746	61.32	7027	60.41		
2	1 visit	529	3.65	545	4.14	487	3.85	485	4.17		
3	2 visits	841	5.80	859	6.52	758	6.00	758	6.52		
4	3 visits	856	5.90	803	6.10	744	5.89	775	6.66		
5	4 visits	777	5.36	761	5.78	793	6.28	709	6.10		
6	5 to 9 visits	1185	8.17	1139	8.65	1043	8.26	1004	8.63		
7	10 or more visits	707	4.87	569	4.32	576	4.56	549	4.72		

Weighted											
Value	Formatted Value	Count	Q1 Percent	Count	Q2 Percent	Count	Q3 Percent	Count	Q4 Percent	Count	Percent
.	No response	162108	2.39	172433	2.55	288154	4.16	210034	2.98		
A	Mult response	11369	0.17	11475	0.17	7949	0.11	9695	0.14		
1	None	3381620	49.85	3342927	49.39	3386257	48.88	3435299	48.75		
2	1 visit	359252	5.30	382263	5.65	345026	4.98	394074	5.59		
3	2 visits	528000	7.78	611583	9.04	570969	8.24	606288	8.60		
4	3 visits	553098	8.15	548386	8.10	578585	8.35	633816	9.00		
5	4 visits	513468	7.57	582207	8.60	612808	8.85	539724	7.66		
6	5 to 9 visits	819236	12.08	769499	11.37	767755	11.08	803775	11.41		
7	10 or more visits	455304	6.71	347281	5.13	370472	5.35	413565	5.87		

KCIVINS - Beneficiary covered by civilian insurance											
Unweighted											
Value	Formatted Value	Count	Q1 Percent	Count	Q2 Percent	Count	Q3 Percent	Count	Q4 Percent	Count	Percent
1	Yes	2820	19.44	2564	19.46	2414	19.11	2275	19.56		
2	No	11683	80.56	10610	80.54	10219	80.89	9357	80.44		

Weighted											
Value	Formatted Value	Count	Q1 Percent	Count	Q2 Percent	Count	Q3 Percent	Count	Q4 Percent	Count	Percent
1	Yes	1628057	24.00	1663980	24.59	1594033	23.01	1642114	23.30		
2	No	5155398	76.00	5104074	75.41	5333942	76.99	5404156	76.70		

KPRSCPTN - 7 or more civilian prescriptions filled by military pharmacy											
Unweighted											
Value	Formatted Value	Count	Q1 Percent	Count	Q2 Percent	Count	Q3 Percent	Count	Q4 Percent		
.	Missing/Unknown/NA	156	1.08	255	1.94	12633	100.00	11632	100.00		
1	Yes	1762	12.15	1614	12.25		
2	No	12585	86.78	11305	85.81		
Weighted											
Value	Formatted Value	Count	Q1 Percent	Count	Q2 Percent	Count	Q3 Percent	Count	Q4 Percent		
.	Missing/Unknown/NA	76191	1.12	142684	2.11	6927975	100.00	7046270	100.00		
1	Yes	923768	13.62	905046	13.37		
2	No	5783498	85.26	5720324	84.52		

KBRSTCR - Women age 40 and over ever had mammogram and breast exam											
Unweighted											
Value	Formatted Value	Count	Q1 Percent	Count	Q2 Percent	Count	Q3 Percent	Count	Q4 Percent		
.	Missing/Unknown/NA	10432	71.93	9427	71.56	9007	71.30	8304	71.39		
1	Yes	3840	26.48	3552	26.96	3405	26.95	3129	26.90		
2	No	231	1.59	195	1.48	221	1.75	199	1.71		
Weighted											
Value	Formatted Value	Count	Q1 Percent	Count	Q2 Percent	Count	Q3 Percent	Count	Q4 Percent		
.	Missing/Unknown/NA	4651523	68.57	4691046	69.31	4734513	68.34	4951634	70.27		
1	Yes	2010772	29.64	1969568	29.10	2054584	29.66	1973819	28.01		
2	No	121161	1.79	107440	1.59	138877	2.00	120817	1.71		

HP_PRNTL - Pregnant in last year received care in 1st trimester										
Unweighted										
Value	Formatted Value	Count	Q1 Percent	Count	Q2 Percent	Count	Q3 Percent	Count	Q4 Percent	Percent
.	Missing/Unknown/3 mnths prg now	13912	95.92	12533	95.13	12043	95.33	11083	95.28	
1	Yes	530	3.65	565	4.29	509	4.03	479	4.12	
2	No	61	0.42	76	0.58	81	0.64	70	0.60	
Weighted										
Value	Formatted Value	Count	Q1 Percent	Count	Q2 Percent	Count	Q3 Percent	Count	Q4 Percent	Percent
.	Missing/Unknown/3 mnths prg now	6591011	97.16	6539526	96.62	6682771	96.46	6798702	96.49	
1	Yes	172191	2.54	200835	2.97	200706	2.90	211774	3.01	
2	No	20253	0.30	27693	0.41	44498	0.64	35794	0.51	

HP_MAMOG - Women age 40 and over mammography in past 2 years										
Unweighted										
Value	Formatted Value	Count	Q1 Percent	Count	Q2 Percent	Count	Q3 Percent	Count	Q4 Percent	Percent
.	Missing/Unknown/NA	10414	71.81	9406	71.40	8989	71.15	8285	71.23	
1	Yes	3396	23.42	3161	23.99	3030	23.98	2781	23.91	
2	No	693	4.78	607	4.61	614	4.86	566	4.87	
Weighted										
Value	Formatted Value	Count	Q1 Percent	Count	Q2 Percent	Count	Q3 Percent	Count	Q4 Percent	Percent
.	Missing/Unknown/NA	4638254	68.38	4668400	68.98	4722011	68.16	4939371	70.10	
1	Yes	1770952	26.11	1736403	25.66	1821384	26.29	1735648	24.63	
2	No	374251	5.52	363250	5.37	384579	5.55	371250	5.27	

HP_MAM50 - Women age 50 and over mammography in past 2 years										
Unweighted										
Value	Formatted Value	Count	Q1 Percent	Count	Q2 Percent	Count	Q3 Percent	Count	Q4 Percent	Count
.	Missing/Unknown/NA	11744	80.98	10590	80.39	10120	80.11	9344	80.33	
1	Yes	2359	16.27	2243	17.03	2174	17.21	1965	16.89	
2	No	400	2.76	341	2.59	339	2.68	323	2.78	
Weighted										
Value	Formatted Value	Count	Q1 Percent	Count	Q2 Percent	Count	Q3 Percent	Count	Q4 Percent	Count
.	Missing/Unknown/NA	5138691	75.75	5151926	76.12	5228944	75.48	5442760	77.24	
1	Yes	1392711	20.53	1374476	20.31	1445626	20.87	1354857	19.23	
2	No	252054	3.72	241652	3.57	253404	3.66	248654	3.53	

HP_PAP - All women Pap smear in last 3 years										
Unweighted										
Value	Formatted Value	Count	Q1 Percent	Count	Q2 Percent	Count	Q3 Percent	Count	Q4 Percent	Count
.	Missing/Unknown/NA	7224	49.81	6411	48.66	6253	49.50	5909	50.80	
1	Yes	6534	45.05	6039	45.84	5715	45.24	5119	44.01	
2	No	745	5.14	724	5.50	665	5.26	604	5.19	
Weighted										
Value	Formatted Value	Count	Q1 Percent	Count	Q2 Percent	Count	Q3 Percent	Count	Q4 Percent	Count
.	Missing/Unknown/NA	3542103	52.22	3520906	52.02	3586912	51.77	3847290	54.60	
1	Yes	2828004	41.69	2791682	41.25	2923900	42.20	2781009	39.47	
2	No	413349	6.09	455466	6.73	417163	6.02	417970	5.93	

HP_BP - Blood pressure check in last 2 years know results											
Unweighted											
Value	Formatted Value	Count	Q1 Percent	Q2 Percent	Q3 Percent	Q4 Percent	Count	Q1 Percent	Q2 Percent	Q3 Percent	Q4 Percent
.	Unknown	191	1.32	190	1.44	198	1.57	527	4.53		
1	Yes	13098	90.31	11970	90.86	11486	90.92	10281	88.39		
2	No	1214	8.37	1014	7.70	949	7.51	824	7.08		
Weighted											
Value	Formatted Value	Count	Q1 Percent	Q2 Percent	Q3 Percent	Q4 Percent	Count	Q1 Percent	Q2 Percent	Q3 Percent	Q4 Percent
.	Unknown	99698	1.47	107126	1.58	111470	1.61	344749	4.89		
1	Yes	6143343	90.56	6159108	91.00	6287902	90.76	6193768	87.90		
2	No	540415	7.97	501819	7.41	528603	7.63	507754	7.21		

HP_FLU - Age 65 and older flu shot in last 12 months											
Unweighted											
Value	Formatted Value	Count	Q1 Percent	Q2 Percent	Q3 Percent	Q4 Percent	Count	Q1 Percent	Q2 Percent	Q3 Percent	Q4 Percent
.	Missing/Unknown/NA	12146	83.75	10862	82.45	10410	82.40	9534	81.96		
1	Yes	1763	12.16	1687	12.81	1590	12.59	1314	11.30		
2	No	594	4.10	625	4.74	633	5.01	784	6.74		
Weighted											
Value	Formatted Value	Count	Q1 Percent	Q2 Percent	Q3 Percent	Q4 Percent	Count	Q1 Percent	Q2 Percent	Q3 Percent	Q4 Percent
.	Missing/Unknown/NA	5061270	74.61	5052555	74.65	5194379	74.98	5340168	75.79		
1	Yes	1282811	18.91	1274608	18.83	1262194	18.22	1065177	15.12		
2	No	439375	6.48	440891	6.51	471402	6.80	640926	9.10		

HP_PROS - Men age 50 or over prostrate exam in last 12 months											
Unweighted											
Value	Formatted Value	Count	Q1 Percent	Count	Q2 Percent	Count	Q3 Percent	Count	Q4 Percent		
.	Missing/Unknown/NA	11529	79.49	10376	78.76	9947	78.74	9152	78.68		
1	Yes	1905	13.14	1842	13.98	1761	13.94	1644	14.13		
2	No	1069	7.37	956	7.26	925	7.32	836	7.19		
Weighted											
Value	Formatted Value	Count	Q1 Percent	Count	Q2 Percent	Count	Q3 Percent	Count	Q4 Percent		
.	Missing/Unknown/NA	4939685	72.82	4908554	72.53	5112110	73.79	5199058	73.78		
1	Yes	1200956	17.70	1272979	18.81	1196670	17.27	1241808	17.62		
2	No	642815	9.48	586521	8.67	619195	8.94	605404	8.59		

HP_GP - General physical exam in last 12 months											
Unweighted											
Value	Formatted Value	Count	Q1 Percent	Count	Q2 Percent	Count	Q3 Percent	Count	Q4 Percent		
.	Missing/Unknown/NA	168	1.16	13174	100.00	12633	100.00	11632	100.00		
1	Yes	8036	55.41		
2	No	6299	43.43		
Weighted											
Value	Formatted Value	Count	Q1 Percent	Count	Q2 Percent	Count	Q3 Percent	Count	Q4 Percent		
.	Missing/Unknown/NA	91417	1.35	6768054	100.00	6927975	100.00	7046270	100.00		
1	Yes	3845973	56.70		
2	No	2846066	41.96		

HP_BRST - Women age 40 and over breast exam in last 12 months											
Unweighted											
Value	Formatted Value	Count	Q1 Percent	Count	Q2 Percent	Count	Q3 Percent	Count	Q4 Percent		
.	Missing/Unknown/NA	10415	71.81	9415	71.47	8997	71.22	8286	71.23		
1	Yes	2799	19.30	2537	19.26	2511	19.88	2230	19.17		
2	No	1289	8.89	1222	9.28	1125	8.91	1116	9.59		
Weighted											
Value	Formatted Value	Count	Q1 Percent	Count	Q2 Percent	Count	Q3 Percent	Count	Q4 Percent		
.	Missing/Unknown/NA	4640718	68.41	4686102	69.24	4729488	68.27	4939525	70.10		
1	Yes	1452666	21.41	1379981	20.39	1507217	21.76	1373583	19.49		
2	No	690072	10.17	701971	10.37	691270	9.98	733163	10.40		

HP_CHOL - Cholesterol screening in last 5 years											
Unweighted											
Value	Formatted Value	Count	Q1 Percent	Count	Q2 Percent	Count	Q3 Percent	Count	Q4 Percent		
.	Missing/Unknown/NA	166	1.14	177	1.34	180	1.42	381	3.28		
1	Yes	11402	78.62	10411	79.03	10180	80.58	9241	79.44		
2	No	2935	20.24	2586	19.63	2273	17.99	2010	17.28		
Weighted											
Value	Formatted Value	Count	Q1 Percent	Count	Q2 Percent	Count	Q3 Percent	Count	Q4 Percent		
.	Missing/Unknown/NA	80466	1.19	92616	1.37	102325	1.48	246978	3.51		
1	Yes	5478018	80.76	5467543	80.78	5686264	82.08	5666232	80.41		
2	No	1224972	18.06	1207895	17.85	1139386	16.45	1133060	16.08		

HP_SMOKE - Advised to quit smoking in last 12 months											
Unweighted											
Value	Formatted Value	Count	Q1 Percent	Count	Q2 Percent	Count	Q3 Percent	Count	Q4 Percent	Count	Percent
.	Missing/Unknown/NA	11946	82.37	11133	84.51	10485	83.00	9777	84.05		
1	Yes	1672	11.53	1381	10.48	1428	11.30	1272	10.94		
2	No	885	6.10	660	5.01	720	5.70	583	5.01		
Weighted											
Value	Formatted Value	Count	Q1 Percent	Count	Q2 Percent	Count	Q3 Percent	Count	Q4 Percent	Count	Percent
.	Missing/Unknown/NA	5574422	82.18	5736668	84.76	5760929	83.15	5898558	83.71		
1	Yes	763577	11.26	677651	10.01	760276	10.97	757168	10.75		
2	No	445457	6.57	353735	5.23	406770	5.87	390544	5.54		

HP_SMOKH - Smoker under HEDIS definition											
Unweighted											
Value	Formatted Value	Count	Q1 Percent	Count	Q2 Percent	Count	Q3 Percent	Count	Q4 Percent	Count	Percent
.	Did not answer	463	3.19	440	3.34	354	2.80	521	4.48		
1	Yes	2680	18.48	2287	17.36	2359	18.67	2055	17.67		
2	No	11360	78.33	10447	79.30	9920	78.52	9056	77.85		
Weighted											
Value	Formatted Value	Count	Q1 Percent	Count	Q2 Percent	Count	Q3 Percent	Count	Q4 Percent	Count	Percent
.	Did not answer	236941	3.49	232594	3.44	199456	2.88	331782	4.71		
1	Yes	1258763	18.56	1162986	17.18	1285454	18.55	1278418	18.14		
2	No	5287752	77.95	5372473	79.38	5443065	78.57	5436070	77.15		

HP_CESS - Had smoking cessation counseling										
Unweighted										
Value	Formatted Value	Count	Q1 Percent	Count	Q2 Percent	Count	Q3 Percent	Count	Q4 Percent	
.	Did not answer	12452	85.86	11433	86.78	10818	85.63	10029	86.22	
1	Yes	1491	10.28	1248	9.47	1297	10.27	1172	10.08	
2	No	560	3.86	493	3.74	518	4.10	431	3.71	
Weighted										
Value	Formatted Value	Count	Q1 Percent	Count	Q2 Percent	Count	Q3 Percent	Count	Q4 Percent	
.	Did not answer	5840401	86.10	5902394	87.21	5952397	85.92	6065274	86.08	
1	Yes	673006	9.92	610697	9.02	688482	9.94	693951	9.85	
2	No	270049	3.98	254963	3.77	287096	4.14	287045	4.07	

ADJ_CELL - Adjusted STRATUM cell										
Unweighted										
Value	Formatted Value	Count	Q1 Percent	Count	Q2 Percent	Count	Q3 Percent	Count	Q4 Percent	
101	101	32	0.22	34	0.26	20	0.16	12	0.10	
102	102	23	0.16	24	0.18	19	0.15	19	0.16	
104	104	54	0.37	51	0.39	56	0.44	46	0.40	
301	301	20	0.14	22	0.17	18	0.14	16	0.14	
302	302	23	0.16	21	0.16	13	0.10	21	0.18	
304	304	21	0.14	21	0.16	21	0.17	19	0.16	
305	305	19	0.13	24	0.18	16	0.13	19	0.16	
306	306	22	0.15	16	0.12	22	0.17	23	0.20	
401	401	53	0.37	60	0.46	39	0.31	37	0.32	
402	402	35	0.24	38	0.29	26	0.21	25	0.21	
404	404	39	0.27	33	0.25	34	0.27	26	0.22	
501	501	41	0.28	45	0.34	31	0.25	45	0.39	
502	502	11	0.08	11	0.08	14	0.11	12	0.10	
504	504	19	0.13	40	0.30	36	0.28	28	0.24	
601	601	45	0.31	31	0.24	33	0.26	29	0.25	
602	602	29	0.20	28	0.21	32	0.25	18	0.15	
604	604	19	0.13	22	0.17	21	0.17	22	0.19	
605	605	44	0.30	37	0.28	32	0.25	35	0.30	
801	801	39	0.27	27	0.20	36	0.28	26	0.22	
802	802	19	0.13	24	0.18	23	0.18	19	0.16	
804	804	43	0.30	39	0.30	37	0.29	35	0.30	
901	901	26	0.18	17	0.13	17	0.13	15	0.13	
902	902	32	0.22	35	0.27	32	0.25	42	0.36	
904	904	27	0.19	21	0.16	28	0.22	19	0.16	
905	905	31	0.21	29	0.22	24	0.19	25	0.21	
906	906	42	0.29	46	0.35	41	0.32	43	0.37	
1001	1001	40	0.28	37	0.28	42	0.33	31	0.27	
1002	1002	23	0.16	22	0.17	20	0.16	19	0.16	
1004	1004	44	0.30	39	0.30	47	0.37	35	0.30	
1301	1301	63	0.43	50	0.38	37	0.29	33	0.28	
1302	1302	23	0.16	22	0.17	20	0.16	23	0.20	
1304	1304	32	0.22	23	0.17	21	0.17	28	0.24	
1401	1401	29	0.20	27	0.20	29	0.23	31	0.27	

2003 HEALTH CARE SURVEY OF DOD BENEFICIARIES – FINAL

1402	1402	71	0.49	80	0.61	71	0.56	58	0.50
1405	1405	34	0.23	30	0.23	30	0.24	25	0.21
1406	1406	48	0.33	56	0.43	45	0.36	47	0.40
1901	1901	58	0.40	51	0.39	54	0.43	57	0.49
1902	1902	23	0.16	27	0.20	25	0.20	25	0.21
1904	1904	25	0.17	24	0.18	22	0.17	21	0.18
2401	2401	30	0.21	19	0.14	27	0.21	30	0.26
2402	2402	47	0.32	45	0.34	37	0.29	44	0.38
2404	2404	36	0.25	34	0.26	33	0.26	31	0.27
2406	2406	35	0.24	36	0.27	26	0.21	27	0.23
2901	2901	45	0.31	40	0.30	45	0.36	24	0.21
2902	2902	22	0.15	28	0.21	21	0.17	22	0.19
2903	2903	15	0.10	16	0.12	19	0.15	17	0.15
2904	2904	23	0.16	25	0.19	22	0.17	22	0.19
2905	2905	61	0.42	54	0.41	44	0.35	52	0.45
3001	3001	38	0.26	27	0.20	27	0.21	27	0.23
3002	3002	43	0.30	38	0.29	40	0.32	25	0.21
3004	3004	83	0.57	79	0.60	79	0.63	55	0.47
3006	3006	46	0.32	39	0.30	37	0.29	31	0.27
3201	3201	24	0.17	22	0.17	22	0.17	23	0.20
3202	3202	36	0.25	31	0.24	21	0.17	24	0.21
3204	3204	23	0.16	14	0.11	18	0.14	19	0.16
3205	3205	34	0.23	36	0.27	43	0.34	36	0.31
3301	3301	32	0.22	33	0.25	39	0.31	20	0.17
3302	3302	28	0.19	23	0.17	25	0.20	11	0.09
3304	3304	48	0.33	37	0.28	27	0.21	29	0.25
3305	3305	27	0.19	21	0.16	16	0.13	18	0.15
3306	3306	25	0.17	24	0.18	25	0.20	19	0.16
3501	3501	66	0.46	51	0.39	46	0.36	52	0.45
3502	3502	22	0.15	29	0.22	23	0.18	24	0.21
3504	3504	22	0.15	20	0.15	18	0.14	23	0.20
3601	3601	39	0.27	37	0.28	33	0.26	41	0.35
3602	3602	28	0.19	16	0.12	16	0.13	19	0.16
3604	3604	52	0.36	48	0.36	40	0.32	44	0.38
3701	3701	56	0.39	54	0.41	56	0.44	40	0.34
3702	3702	45	0.31	53	0.40	44	0.35	44	0.38
3704	3704	24	0.17	21	0.16	19	0.15	16	0.14
3705	3705	55	0.38	49	0.37	51	0.40	43	0.37
3801	3801	39	0.27	31	0.24	30	0.24	35	0.30
3802	3802	45	0.31	41	0.31	56	0.44	38	0.33
3804	3804	23	0.16	22	0.17	15	0.12	22	0.19
3805	3805	25	0.17	24	0.18	17	0.13	16	0.14
3806	3806	24	0.17	28	0.21	21	0.17	22	0.19
3901	3901	38	0.26	42	0.32	49	0.39	36	0.31
3902	3902	47	0.32	36	0.27	41	0.32	32	0.28
3904	3904	30	0.21	37	0.28	30	0.24	28	0.24
3905	3905	35	0.24	39	0.30	31	0.25	26	0.22
3906	3906	26	0.18	28	0.21	30	0.24	23	0.20
4201	4201	28	0.19	21	0.16	18	0.14	18	0.15
4202	4202	44	0.30	43	0.33	29	0.23	37	0.32
4204	4204	24	0.17	21	0.16	27	0.21	20	0.17
4205	4205	33	0.23	23	0.17	23	0.18	25	0.21
4206	4206	30	0.21	24	0.18	28	0.22	25	0.21
4301	4301	41	0.28	38	0.29	39	0.31	30	0.26
4302	4302	27	0.19	25	0.19	17	0.13	10	0.09
4304	4304	47	0.32	40	0.30	40	0.32	34	0.29
4501	4501	27	0.19	26	0.20	19	0.15	20	0.17
4502	4502	41	0.28	37	0.28	43	0.34	29	0.25
4504	4504	33	0.23	37	0.28	25	0.20	29	0.25
4505	4505	47	0.32	38	0.29	41	0.32	32	0.28
4506	4506	61	0.42	67	0.51	56	0.44	55	0.47
4601	4601	27	0.19	28	0.21	30	0.24	15	0.13
4602	4602	26	0.18	26	0.20	15	0.12	19	0.16
4604	4604	66	0.46	72	0.55	65	0.51	62	0.53
4701	4701	42	0.29	39	0.30	29	0.23	37	0.32
4702	4702	14	0.10	13	0.10	18	0.14	18	0.15
4704	4704	38	0.26	31	0.24	32	0.25	25	0.21
4705	4705	18	0.12	17	0.13	17	0.13	18	0.15
4706	4706	19	0.13	23	0.17	24	0.19	17	0.15
4901	4901	59	0.41	37	0.28	50	0.40	37	0.32
4902	4902	58	0.40	51	0.39	48	0.38	66	0.57

2003 HEALTH CARE SURVEY OF DOD BENEFICIARIES – FINAL

4904	4904	46	0.32	42	0.32	32	0.25	35	0.30
4905	4905	75	0.52	80	0.61	69	0.55	68	0.58
5101	5101	51	0.35	52	0.39	53	0.42	36	0.31
5102	5102	24	0.17	28	0.21	23	0.18	18	0.15
5104	5104	29	0.20	30	0.23	25	0.20	26	0.22
5201	5201	47	0.32	49	0.37	38	0.30	29	0.25
5202	5202	46	0.32	48	0.36	35	0.28	34	0.29
5204	5204	40	0.28	38	0.29	38	0.30	31	0.27
5206	5206	17	0.12	20	0.15	15	0.12	17	0.15
5301	5301	34	0.23	33	0.25	31	0.25	25	0.21
5302	5302	22	0.15	14	0.11	19	0.15	18	0.15
5304	5304	21	0.14	19	0.14	19	0.15	16	0.14
5305	5305	26	0.18	27	0.20	27	0.21	27	0.23
5501	5501	36	0.25	35	0.27	36	0.28	24	0.21
5502	5502	42	0.29	33	0.25	40	0.32	38	0.33
5504	5504	28	0.19	21	0.16	23	0.18	24	0.21
5505	5505	35	0.24	25	0.19	22	0.17	20	0.17
5506	5506	24	0.17	23	0.17	21	0.17	25	0.21
5601	5601	34	0.23	26	0.20	26	0.21	26	0.22
5602	5602	33	0.23	38	0.29	31	0.25	28	0.24
5604	5604	33	0.23	32	0.24	33	0.26	33	0.28
5606	5606	21	0.14	21	0.16	19	0.15	19	0.16
5701	5701	28	0.19	22	0.17	36	0.28	19	0.16
5702	5702	21	0.14	16	0.12	16	0.13	22	0.19
5704	5704	18	0.12	16	0.12	18	0.14	17	0.15
5705	5705	38	0.26	33	0.25	39	0.31	38	0.33
5801	5801	60	0.41	59	0.45	40	0.32	53	0.46
5802	5802	39	0.27	32	0.24	36	0.28	20	0.17
5804	5804	32	0.22	34	0.26	25	0.20	35	0.30
5901	5901	43	0.30	38	0.29	28	0.22	36	0.31
5902	5902	27	0.19	25	0.19	11	0.09	23	0.20
5904	5904	31	0.21	30	0.23	29	0.23	29	0.25
6001	6001	33	0.23	22	0.17	30	0.24	15	0.13
6002	6002	38	0.26	35	0.27	37	0.29	22	0.19
6004	6004	17	0.12	20	0.15	22	0.17	18	0.15
6005	6005	36	0.25	35	0.27	34	0.27	37	0.32
6101	6101	33	0.23	28	0.21	32	0.25	28	0.24
6102	6102	48	0.33	33	0.25	30	0.24	26	0.22
6104	6104	29	0.20	20	0.15	21	0.17	18	0.15
6105	6105	25	0.17	26	0.20	21	0.17	20	0.17
6106	6106	23	0.16	23	0.17	21	0.17	18	0.15
6201	6201	52	0.36	33	0.25	27	0.21	37	0.32
6202	6202	25	0.17	14	0.11	15	0.12	18	0.15
6204	6204	28	0.19	29	0.22	24	0.19	23	0.20
6401	6401	23	0.16	19	0.14	21	0.17	17	0.15
6402	6402	15	0.10	18	0.14	13	0.10	11	0.09
6404	6404	22	0.15	19	0.14	16	0.13	12	0.10
6405	6405	32	0.22	35	0.27	28	0.22	30	0.26
6601	6601	44	0.30	36	0.27	37	0.29	27	0.23
6602	6602	48	0.33	40	0.30	53	0.42	32	0.28
6604	6604	30	0.21	28	0.21	22	0.17	15	0.13
6605	6605	53	0.37	47	0.36	51	0.40	43	0.37
6701	6701	43	0.30	40	0.30	25	0.20	33	0.28
6702	6702	67	0.46	65	0.49	45	0.36	41	0.35
6704	6704	22	0.15	26	0.20	20	0.16	15	0.13
6705	6705	33	0.23	25	0.19	35	0.28	25	0.21
6706	6706	26	0.18	24	0.18	30	0.24	28	0.24
6901	6901	78	0.54	64	0.49	56	0.44	44	0.38
6902	6902	35	0.24	31	0.24	27	0.21	20	0.17
6904	6904	45	0.31	41	0.31	32	0.25	40	0.34
7301	7301	33	0.23	30	0.23	15	0.12	23	0.20
7302	7302	25	0.17	14	0.11	14	0.11	16	0.14
7304	7304	24	0.17	27	0.20	23	0.18	24	0.21
7305	7305	48	0.33	48	0.36	37	0.29	39	0.34
7501	7501	28	0.19	35	0.27	24	0.19	23	0.20
7502	7502	19	0.13	16	0.12	20	0.16	19	0.16
7504	7504	27	0.19	26	0.20	20	0.16	17	0.15
7505	7505	41	0.28	39	0.30	38	0.30	32	0.28
7801	7801	42	0.29	33	0.25	31	0.25	31	0.27
7802	7802	27	0.19	23	0.17	26	0.21	21	0.18
7804	7804	23	0.16	27	0.20	25	0.20	21	0.18

2003 HEALTH CARE SURVEY OF DOD BENEFICIARIES – FINAL

7805	7805	30	0.21	29	0.22	22	0.17	27	0.23
7806	7806	23	0.16	22	0.17	22	0.17	19	0.16
7901	7901	22	0.15	23	0.17	13	0.10	18	0.15
7902	7902	22	0.15	22	0.17	13	0.10	15	0.13
7904	7904	25	0.17	23	0.17	30	0.24	23	0.20
7905	7905	40	0.28	39	0.30	31	0.25	24	0.21
7906	7906	32	0.22	39	0.30	31	0.25	30	0.26
8301	8301	42	0.29	35	0.27	30	0.24	36	0.31
8302	8302	21	0.14	18	0.14	13	0.10	23	0.20
8304	8304	33	0.23	37	0.28	35	0.28	36	0.31
8601	8601	42	0.29	25	0.19	20	0.16	23	0.20
8602	8602	43	0.30	34	0.26	45	0.36	33	0.28
8604	8604	41	0.28	42	0.32	40	0.32	40	0.34
8606	8606	26	0.18	28	0.21	23	0.18	25	0.21
8901	8901	56	0.39	39	0.30	40	0.32	41	0.35
8902	8902	51	0.35	47	0.36	38	0.30	50	0.43
8904	8904	15	0.10	20	0.15	23	0.18	16	0.14
8905	8905	26	0.18	23	0.17	20	0.16	14	0.12
8906	8906	18	0.12	21	0.16	19	0.15	15	0.13
9001	9001	40	0.28	27	0.20	32	0.25	32	0.28
9002	9002	25	0.17	19	0.14	20	0.16	19	0.16
9004	9004	31	0.21	34	0.26	26	0.21	30	0.26
9101	9101	25	0.17	20	0.15	23	0.18	18	0.15
9102	9102	30	0.21	18	0.14	25	0.20	17	0.15
9103	9103	18	0.12	17	0.13	17	0.13	12	0.10
9104	9104	48	0.33	35	0.27	40	0.32	30	0.26
9106	9106	18	0.12	24	0.18	17	0.13	17	0.15
9201	9201	14	0.10	18	0.14	15	0.12	19	0.16
9202	9202	21	0.14	23	0.17	15	0.12	21	0.18
9204	9204	63	0.43	56	0.43	61	0.48	53	0.46
9501	9501	34	0.23	30	0.23	22	0.17	24	0.21
9502	9502	23	0.16	22	0.17	23	0.18	14	0.12
9504	9504	34	0.23	28	0.21	27	0.21	24	0.21
9505	9505	31	0.21	16	0.12	20	0.16	18	0.15
9506	9506	29	0.20	32	0.24	23	0.18	26	0.22
9601	9601	60	0.41	61	0.46	53	0.42	56	0.48
9602	9602	38	0.26	33	0.25	30	0.24	27	0.23
9604	9604	31	0.21	29	0.22	26	0.21	24	0.21
9801	9801	31	0.21	25	0.19	11	0.09	18	0.15
9802	9802	19	0.13	20	0.15	12	0.09	15	0.13
9804	9804	20	0.14	19	0.14	11	0.09	16	0.14
9805	9805	39	0.27	40	0.30	27	0.21	30	0.26
10101	10101	27	0.19	19	0.14	24	0.19	17	0.15
10102	10102	21	0.14	20	0.15	15	0.12	16	0.14
10104	10104	23	0.16	22	0.17	20	0.16	17	0.15
10105	10105	20	0.14	16	0.12	17	0.13	18	0.15
10106	10106	21	0.14	16	0.12	22	0.17	19	0.16
10301	10301	29	0.20	15	0.11	24	0.19	29	0.25
10302	10302	38	0.26	41	0.31	40	0.32	39	0.34
10304	10304	20	0.14	19	0.14	21	0.17	22	0.19
10305	10305	30	0.21	21	0.16	24	0.19	22	0.19
10306	10306	24	0.17	21	0.16	24	0.19	20	0.17
10401	10401	16	0.11	13	0.10	20	0.16	13	0.11
10402	10402	18	0.12	25	0.19	14	0.11	16	0.14
10404	10404	63	0.43	49	0.37	64	0.51	61	0.52
10501	10501	17	0.12	21	0.16	14	0.11	25	0.21
10504	10504	46	0.32	38	0.29	37	0.29	26	0.22
10505	10505	22	0.15	22	0.17	22	0.17	25	0.21
10506	10506	25	0.17	21	0.16	24	0.19	23	0.20
10801	10801	18	0.12	30	0.23	26	0.21	29	0.25
10802	10802	33	0.23	26	0.20	24	0.19	28	0.24
10804	10804	43	0.30	39	0.30	44	0.35	32	0.28
10806	10806	19	0.13	29	0.22	21	0.17	20	0.17
10901	10901	20	0.14	21	0.16	21	0.17	25	0.21
10902	10902	34	0.23	41	0.31	33	0.26	28	0.24
10904	10904	29	0.20	32	0.24	29	0.23	33	0.28
10905	10905	69	0.48	62	0.47	61	0.48	49	0.42
11001	11001	53	0.37	36	0.27	43	0.34	21	0.18
11002	11002	45	0.31	57	0.43	38	0.30	30	0.26
11004	11004	27	0.19	25	0.19	18	0.14	19	0.16
11005	11005	21	0.14	14	0.11	17	0.13	11	0.09

2003 HEALTH CARE SURVEY OF DOD BENEFICIARIES – FINAL

11006	11006	20	0.14	20	0.15	16	0.13	16	0.14
11201	11201	79	0.54	59	0.45	50	0.40	54	0.46
11202	11202	40	0.28	45	0.34	29	0.23	35	0.30
11204	11204	98	0.68	92	0.70	71	0.56	70	0.60
11701	11701	28	0.19	20	0.15	21	0.17	27	0.23
11702	11702	16	0.11	21	0.16	20	0.16	11	0.09
11704	11704	29	0.20	26	0.20	26	0.21	21	0.18
11705	11705	55	0.38	46	0.35	49	0.39	37	0.32
11801	11801	47	0.32	53	0.40	50	0.40	44	0.38
11802	11802	30	0.21	20	0.15	21	0.17	18	0.15
11804	11804	27	0.19	21	0.16	29	0.23	25	0.21
11901	11901	56	0.39	62	0.47	45	0.36	39	0.34
11902	11902	25	0.17	24	0.18	25	0.20	24	0.21
11904	11904	24	0.17	26	0.20	29	0.23	24	0.21
12001	12001	44	0.30	29	0.22	33	0.26	25	0.21
12002	12002	47	0.32	44	0.33	27	0.21	48	0.41
12004	12004	20	0.14	19	0.14	16	0.13	16	0.14
12005	12005	50	0.34	42	0.32	41	0.32	37	0.32
12101	12101	25	0.17	26	0.20	16	0.13	28	0.24
12102	12102	47	0.32	41	0.31	42	0.33	39	0.34
12104	12104	24	0.17	15	0.11	16	0.13	21	0.18
12105	12105	49	0.34	42	0.32	44	0.35	41	0.35
12301	12301	36	0.25	34	0.26	29	0.23	19	0.16
12302	12302	30	0.21	28	0.21	25	0.20	23	0.20
12303	12303	26	0.18	31	0.24	24	0.19	22	0.19
12304	12304	32	0.22	45	0.34	35	0.28	31	0.27
12305	12305	53	0.37	54	0.41	44	0.35	44	0.38
12306	12306	34	0.23	33	0.25	28	0.22	28	0.24
12401	12401	50	0.34	50	0.38	44	0.35	32	0.28
12402	12402	22	0.15	27	0.20	23	0.18	15	0.13
12403	12403	28	0.19	22	0.17	22	0.17	26	0.22
12404	12404	20	0.14	20	0.15	17	0.13	12	0.10
12405	12405	39	0.27	28	0.21	31	0.25	32	0.28
12406	12406	20	0.14	19	0.14	20	0.16	21	0.18
12501	12501	45	0.31	52	0.39	36	0.28	30	0.26
12502	12502	35	0.24	35	0.27	32	0.25	36	0.31
12504	12504	36	0.25	28	0.21	34	0.27	21	0.18
12505	12505	68	0.47	64	0.49	62	0.49	49	0.42
12601	12601	29	0.20	27	0.20	27	0.21	26	0.22
12602	12602	26	0.18	22	0.17	22	0.17	26	0.22
12604	12604	20	0.14	21	0.16	23	0.18	21	0.18
12605	12605	38	0.26	42	0.32	36	0.28	40	0.34
12701	12701	32	0.22	20	0.15	17	0.13	19	0.16
12702	12702	21	0.14	21	0.16	18	0.14	17	0.15
12704	12704	18	0.12	22	0.17	15	0.12	11	0.09
12705	12705	38	0.26	46	0.35	45	0.36	39	0.34
12801	12801	53	0.37	36	0.27	29	0.23	25	0.21
12802	12802	20	0.14	15	0.11	20	0.16	16	0.14
12804	12804	48	0.33	48	0.36	40	0.32	34	0.29
12901	12901	64	0.44	58	0.44	54	0.43	58	0.50
12902	12902	31	0.21	15	0.11	13	0.10	21	0.18
12904	12904	24	0.17	26	0.20	22	0.17	19	0.16
13101	13101	41	0.28	24	0.18	26	0.21	19	0.16
13102	13102	21	0.14	21	0.16	23	0.18	19	0.16
13104	13104	25	0.17	12	0.09	20	0.16	17	0.15
28001	28001	47	0.32	38	0.29	42	0.33	40	0.34
28002	28002	43	0.30	41	0.31	39	0.31	45	0.39
28004	28004	21	0.14	22	0.17	19	0.15	18	0.15
28701	28701	61	0.42	59	0.45	59	0.47	52	0.45
28702	28702	38	0.26	35	0.27	32	0.25	27	0.23
28704	28704	16	0.11	22	0.17	20	0.16	17	0.15
32101	32101	82	0.57	65	0.49	70	0.55	65	0.56
32102	32102	22	0.15	16	0.12	18	0.14	13	0.11
32104	32104	21	0.14	18	0.14	21	0.17	17	0.15
32601	32601	56	0.39	61	0.46	34	0.27	33	0.28
32602	32602	24	0.17	23	0.17	19	0.15	14	0.12
32604	32604	20	0.14	14	0.11	13	0.10	13	0.11
33001	33001	51	0.35	40	0.30	24	0.19	27	0.23
33002	33002	28	0.19	32	0.24	26	0.21	23	0.20
36601	36601	39	0.27	30	0.23	39	0.31	29	0.25
36602	36602	29	0.20	15	0.11	16	0.13	20	0.17

2003 HEALTH CARE SURVEY OF DOD BENEFICIARIES – FINAL

36604	36604	54	0.37	43	0.33	48	0.38	48	0.41
38501	38501	45	0.31	36	0.27	36	0.28	36	0.31
38502	38502	31	0.21	36	0.27	32	0.25	20	0.17
38504	38504	26	0.18	22	0.17	16	0.13	21	0.18
60601	60601	46	0.32	25	0.19	45	0.36	19	0.16
60602	60602	39	0.27	29	0.22	30	0.24	19	0.16
60701	60701	54	0.37	58	0.44	42	0.33	23	0.20
60702	60702	31	0.21	31	0.24	23	0.18	35	0.30
60901	60901	48	0.33	38	0.29	43	0.34	24	0.21
60902	60902	29	0.20	34	0.26	24	0.19	20	0.17
61201	61201	104	0.72	80	0.61	94	0.74	82	0.70
61202	61202	27	0.19	17	0.13	22	0.17	18	0.15
61601	61601	35	0.24	27	0.20	26	0.21	19	0.16
61604	61604	39	0.27	40	0.30	50	0.40	31	0.27
61701	61701	46	0.32	39	0.30	47	0.37	36	0.31
61702	61702	26	0.18	24	0.18	31	0.25	23	0.20
62001	62001	34	0.23	35	0.27	25	0.20	21	0.18
62002	62002	19	0.13	16	0.12	19	0.15	12	0.10
62004	62004	25	0.17	25	0.19	23	0.18	30	0.26
62201	62201	96	0.66	71	0.54	75	0.59	63	0.54
62202	62202	43	0.30	28	0.21	38	0.30	34	0.29
63301	63301	46	0.32	25	0.19	42	0.33	29	0.25
63302	63302	28	0.19	22	0.17	37	0.29	21	0.18
64001	64001	63	0.43	32	0.24	93	0.74	55	0.47
64002	64002	42	0.29	30	0.23	59	0.47	41	0.35
80501	80501	65	0.45	30	0.23	46	0.36	47	0.40
80502	80502	29	0.20	17	0.13	30	0.24	33	0.28
80601	80601	53	0.37	42	0.32	49	0.39	54	0.46
80602	80602	34	0.23	23	0.17	34	0.27	20	0.17
713901	713901	79	0.54	65	0.49	49	0.39	57	0.49
713902	713902	41	0.28	46	0.35	41	0.32	33	0.28
999002	999002	45	0.31	42	0.32	44	0.35	42	0.36
999101	999101	63	0.43	41	0.31	44	0.35	50	0.43
999102	999102	22	0.15	23	0.17	27	0.21	20	0.17
999103	999103	96	0.66	68	0.52	80	0.63	75	0.64
999104	999104	42	0.29	31	0.24	44	0.35	41	0.35
999105	999105	311	2.14	252	1.91	253	2.00	243	2.09
999106	999106	226	1.56	205	1.56	205	1.62	215	1.85
999201	999201	26	0.18	32	0.24	29	0.23	26	0.22
999202	999202	16	0.11	24	0.18	20	0.16	28	0.24
999203	999203	45	0.31	45	0.34	33	0.26	29	0.25
999204	999204	68	0.47	76	0.58	79	0.63	71	0.61
999205	999205	239	1.65	198	1.50	220	1.74	178	1.53
999206	999206	272	1.88	262	1.99	247	1.96	245	2.11
999301	999301	37	0.26	30	0.23	33	0.26	35	0.30
999302	999302	19	0.13	23	0.17	21	0.17	17	0.15
999303	999303	65	0.45	67	0.51	73	0.58	64	0.55
999304	999304	49	0.34	44	0.33	56	0.44	50	0.43
999305	999305	271	1.87	258	1.96	244	1.93	210	1.81
999306	999306	258	1.78	253	1.92	237	1.88	242	2.08

Weighted

Value	Formatted Value	Q1		Q2		Q3		Q4	
		Count	Percent	Count	Percent	Count	Percent	Count	Percent
101	101	3795	0.06	3590	0.05	3467	0.05	3643	0.05
102	102	2061	0.03	2051	0.03	2105	0.03	2188	0.03
104	104	6057	0.09	6145	0.09	6444	0.09	6484	0.09
301	301	4528	0.07	4530	0.07	4789	0.07	4683	0.07
302	302	3730	0.05	3755	0.06	4139	0.06	4372	0.06
304	304	3336	0.05	3441	0.05	3563	0.05	3647	0.05
305	305	6841	0.10	6781	0.10	6641	0.10	6574	0.09
306	306	5876	0.09	5941	0.09	6004	0.09	6061	0.09
401	401	3727	0.05	3958	0.06	4102	0.06	4168	0.06
402	402	3148	0.05	3224	0.05	3186	0.05	3190	0.05
404	404	4067	0.06	4229	0.06	4464	0.06	4526	0.06
501	501	12287	0.18	12037	0.18	12215	0.18	12267	0.17
502	502	4762	0.07	4554	0.07	4637	0.07	4633	0.07

2003 HEALTH CARE SURVEY OF DOD BENEFICIARIES – FINAL

504	504	3339	0.05	3727	0.06	3562	0.05	3484	0.05
601	601	7851	0.12	7711	0.11	7866	0.11	7950	0.11
602	602	6575	0.10	6358	0.09	6474	0.09	6544	0.09
604	604	5704	0.08	5880	0.09	6067	0.09	6128	0.09
605	605	6955	0.10	6940	0.10	7021	0.10	6995	0.10
801	801	4079	0.06	4051	0.06	3872	0.06	4043	0.06
802	802	2510	0.04	2528	0.04	2615	0.04	2628	0.04
804	804	4041	0.06	4248	0.06	4392	0.06	4460	0.06
901	901	7587	0.11	7613	0.11	8566	0.12	8233	0.12
902	902	6101	0.09	5970	0.09	6710	0.10	7084	0.10
904	904	13145	0.19	13630	0.20	14110	0.20	14128	0.20
905	905	17289	0.25	17014	0.25	15934	0.23	16427	0.23
906	906	23756	0.35	23557	0.35	24388	0.35	24442	0.35
1001	1001	6975	0.10	6783	0.10	6927	0.10	7061	0.10
1002	1002	3970	0.06	3924	0.06	4081	0.06	4180	0.06
1004	1004	6962	0.10	6949	0.10	6931	0.10	6860	0.10
1301	1301	5246	0.08	5402	0.08	5533	0.08	5748	0.08
1302	1302	2818	0.04	2820	0.04	2887	0.04	2934	0.04
1304	1304	3317	0.05	3367	0.05	3503	0.05	3506	0.05
1401	1401	16031	0.24	15530	0.23	17614	0.25	18081	0.26
1402	1402	27070	0.40	26993	0.40	27797	0.40	28057	0.40
1405	1405	15205	0.22	15285	0.23	14696	0.21	14405	0.20
1406	1406	25790	0.38	26595	0.39	25775	0.37	26557	0.38
1901	1901	9161	0.14	9162	0.14	9409	0.14	9577	0.14
1902	1902	4942	0.07	4954	0.07	5067	0.07	5075	0.07
1904	1904	5037	0.07	5162	0.08	5318	0.08	5350	0.08
2401	2401	38104	0.56	37530	0.55	39595	0.57	42164	0.60
2402	2402	21218	0.31	21359	0.32	21826	0.32	22239	0.32
2404	2404	26378	0.39	26793	0.40	26950	0.39	26038	0.37
2406	2406	19876	0.29	20565	0.30	19985	0.29	20858	0.30
2901	2901	73156	1.08	73550	1.09	72252	1.04	72635	1.03
2902	2902	25876	0.38	26104	0.39	26628	0.38	26998	0.38
2903	2903	6757	0.10	6521	0.10	6381	0.09	6012	0.09
2904	2904	26717	0.39	27307	0.40	27930	0.40	28294	0.40
2905	2905	66924	0.99	66340	0.98	64457	0.93	64739	0.92
3001	3001	19131	0.28	18754	0.28	19644	0.28	19837	0.28
3002	3002	8343	0.12	8029	0.12	8271	0.12	8455	0.12
3004	3004	10392	0.15	10487	0.15	10585	0.15	10573	0.15
3006	3006	6124	0.09	6393	0.09	6342	0.09	6346	0.09
3201	3201	15150	0.22	15223	0.22	19633	0.28	21294	0.30
3202	3202	8916	0.13	8960	0.13	9392	0.14	9178	0.13
3204	3204	8897	0.13	9051	0.13	9189	0.13	9175	0.13
3205	3205	13103	0.19	13231	0.20	13060	0.19	12960	0.18
3301	3301	15042	0.22	13852	0.20	13434	0.19	13161	0.19
3302	3302	7732	0.11	7431	0.11	7456	0.11	7517	0.11
3304	3304	13653	0.20	14025	0.21	14429	0.21	14520	0.21
3305	3305	9949	0.15	10103	0.15	9656	0.14	9416	0.13
3306	3306	9044	0.13	9146	0.14	9271	0.13	9411	0.13
3501	3501	11822	0.17	12055	0.18	12595	0.18	12671	0.18
3502	3502	4633	0.07	4942	0.07	4972	0.07	5029	0.07
3504	3504	3734	0.06	3964	0.06	3639	0.05	4109	0.06
3601	3601	4095	0.06	3992	0.06	4274	0.06	5040	0.07
3602	3602	2220	0.03	2253	0.03	2237	0.03	2331	0.03
3604	3604	4116	0.06	4253	0.06	4267	0.06	4384	0.06
3701	3701	17162	0.25	17196	0.25	18368	0.27	18051	0.26
3702	3702	4496	0.07	4220	0.06	4924	0.07	5066	0.07
3704	3704	6007	0.09	6156	0.09	6263	0.09	6399	0.09
3705	3705	26887	0.40	28135	0.42	26505	0.38	27019	0.38
3801	3801	27871	0.41	28383	0.42	28783	0.42	28329	0.40
3802	3802	9646	0.14	9722	0.14	10105	0.15	10448	0.15
3804	3804	11598	0.17	12352	0.18	12928	0.19	13223	0.19
3805	3805	12618	0.19	12352	0.18	12012	0.17	11868	0.17
3806	3806	13223	0.19	13401	0.20	13543	0.20	13711	0.19
3901	3901	36152	0.53	35726	0.53	36889	0.53	37641	0.53
3902	3902	20722	0.31	20855	0.31	21204	0.31	21678	0.31
3904	3904	21999	0.32	22845	0.34	24134	0.35	24616	0.35
3905	3905	25107	0.37	25460	0.38	24816	0.36	24348	0.35
3906	3906	18323	0.27	17905	0.26	18761	0.27	17513	0.25
4201	4201	10094	0.15	9905	0.15	9821	0.14	10008	0.14
4202	4202	7787	0.11	7541	0.11	7434	0.11	7483	0.11
4204	4204	9679	0.14	9981	0.15	10288	0.15	10331	0.15

2003 HEALTH CARE SURVEY OF DOD BENEFICIARIES – FINAL

4205	4205	13206	0.19	13085	0.19	12888	0.19	12751	0.18
4206	4206	12240	0.18	11918	0.18	12054	0.17	12595	0.18
4301	4301	3649	0.05	3711	0.05	3987	0.06	4083	0.06
4302	4302	2295	0.03	2314	0.03	2284	0.03	2490	0.04
4304	4304	4707	0.07	4843	0.07	4992	0.07	5061	0.07
4501	4501	8445	0.12	8252	0.12	9390	0.14	9832	0.14
4502	4502	7015	0.10	6911	0.10	7461	0.11	7715	0.11
4504	4504	16809	0.25	17717	0.26	18510	0.27	18646	0.26
4505	4505	21322	0.31	20382	0.30	20335	0.29	19992	0.28
4506	4506	32018	0.47	32491	0.48	31244	0.45	32301	0.46
4601	4601	2759	0.04	2678	0.04	2807	0.04	2851	0.04
4602	4602	2017	0.03	1954	0.03	1949	0.03	2001	0.03
4604	4604	8174	0.12	8380	0.12	8591	0.12	8383	0.12
4701	4701	17540	0.26	17899	0.26	18739	0.27	18777	0.27
4702	4702	9036	0.13	8848	0.13	8930	0.13	9217	0.13
4704	4704	14400	0.21	14875	0.22	14838	0.21	14777	0.21
4705	4705	8040	0.12	7911	0.12	7685	0.11	7452	0.11
4706	4706	8911	0.13	9023	0.13	8771	0.13	9204	0.13
4901	4901	43318	0.64	42762	0.63	49066	0.71	57574	0.82
4902	4902	19415	0.29	19245	0.28	19393	0.28	19781	0.28
4904	4904	16579	0.24	16609	0.25	16788	0.24	17017	0.24
4905	4905	28283	0.42	28093	0.42	27475	0.40	27172	0.39
5101	5101	5513	0.08	5575	0.08	5801	0.08	6066	0.09
5102	5102	3321	0.05	3317	0.05	3333	0.05	3419	0.05
5104	5104	4639	0.07	4515	0.07	4413	0.06	4423	0.06
5201	5201	29741	0.44	30121	0.45	30412	0.44	32541	0.46
5202	5202	14685	0.22	14218	0.21	14212	0.21	13876	0.20
5204	5204	14148	0.21	14228	0.21	14054	0.20	13953	0.20
5206	5206	11421	0.17	11517	0.17	10893	0.16	11714	0.17
5301	5301	4448	0.07	4177	0.06	4281	0.06	4326	0.06
5302	5302	2413	0.04	2310	0.03	2303	0.03	2306	0.03
5304	5304	2243	0.03	2280	0.03	2333	0.03	2336	0.03
5305	5305	1734	0.03	1612	0.02	1727	0.02	1740	0.02
5501	5501	8761	0.13	8437	0.12	9022	0.13	9451	0.13
5502	5502	6426	0.09	6250	0.09	6823	0.10	7117	0.10
5504	5504	8851	0.13	9232	0.14	9408	0.14	9605	0.14
5505	5505	11916	0.18	11789	0.17	11587	0.17	11513	0.16
5506	5506	8961	0.13	8685	0.13	8712	0.13	9243	0.13
5601	5601	26519	0.39	24487	0.36	24557	0.35	20803	0.30
5602	5602	5833	0.09	5570	0.08	6272	0.09	6636	0.09
5604	5604	13409	0.20	13569	0.20	13498	0.19	13558	0.19
5606	5606	7947	0.12	7978	0.12	7991	0.12	8061	0.11
5701	5701	10274	0.15	10592	0.16	14008	0.20	15778	0.22
5702	5702	5723	0.08	5802	0.09	6064	0.09	6064	0.09
5704	5704	3430	0.05	3288	0.05	3514	0.05	3501	0.05
5705	5705	4706	0.07	4597	0.07	4583	0.07	4511	0.06
5801	5801	7770	0.11	7714	0.11	7928	0.11	8217	0.12
5802	5802	5019	0.07	5052	0.07	5044	0.07	5135	0.07
5804	5804	5654	0.08	5816	0.09	5907	0.09	5968	0.08
5901	5901	4552	0.07	4579	0.07	4717	0.07	4939	0.07
5902	5902	2608	0.04	2651	0.04	2705	0.04	2820	0.04
5904	5904	3123	0.05	3237	0.05	3346	0.05	3482	0.05
6001	6001	25145	0.37	25342	0.37	27663	0.40	31858	0.45
6002	6002	14604	0.22	14785	0.22	14917	0.22	14586	0.21
6004	6004	7510	0.11	7801	0.12	8005	0.12	8237	0.12
6005	6005	13499	0.20	13280	0.20	12761	0.18	12622	0.18
6101	6101	14565	0.21	14927	0.22	20518	0.30	24245	0.34
6102	6102	6166	0.09	5755	0.09	6037	0.09	6388	0.09
6104	6104	6794	0.10	7243	0.11	7342	0.11	7530	0.11
6105	6105	10573	0.16	10428	0.15	9794	0.14	9515	0.14
6106	6106	8285	0.12	8350	0.12	8423	0.12	8496	0.12
6201	6201	5766	0.09	5701	0.08	5664	0.08	5768	0.08
6202	6202	2735	0.04	2861	0.04	2929	0.04	3007	0.04
6204	6204	3333	0.05	3484	0.05	3534	0.05	3562	0.05
6401	6401	9419	0.14	9310	0.14	9635	0.14	9872	0.14
6402	6402	4622	0.07	4571	0.07	4604	0.07	4539	0.06
6404	6404	3301	0.05	3307	0.05	3310	0.05	3321	0.05
6405	6405	3797	0.06	3729	0.06	3668	0.05	3553	0.05
6601	6601	16835	0.25	17024	0.25	17499	0.25	18318	0.26
6602	6602	11064	0.16	11213	0.17	11465	0.17	11727	0.17
6604	6604	13014	0.19	13184	0.19	13837	0.20	12998	0.18

2003 HEALTH CARE SURVEY OF DOD BENEFICIARIES – FINAL

6605	6605	24679	0.36	24762	0.37	24505	0.35	23977	0.34
6701	6701	25403	0.37	25113	0.37	24284	0.35	25519	0.36
6702	6702	9111	0.13	9097	0.13	9021	0.13	9534	0.14
6704	6704	9869	0.15	10366	0.15	10825	0.16	10305	0.15
6705	6705	18608	0.27	18284	0.27	17976	0.26	17603	0.25
6706	6706	16995	0.25	16435	0.24	17410	0.25	16854	0.24
6901	6901	16862	0.25	17518	0.26	19152	0.28	20254	0.29
6902	6902	8382	0.12	8728	0.13	8846	0.13	9031	0.13
6904	6904	11328	0.17	12112	0.18	12400	0.18	12736	0.18
7301	7301	12370	0.18	12254	0.18	12864	0.19	12812	0.18
7302	7302	5873	0.09	5741	0.08	5902	0.09	6075	0.09
7304	7304	8219	0.12	8363	0.12	8517	0.12	8421	0.12
7305	7305	14792	0.22	14838	0.22	14802	0.21	14574	0.21
7501	7501	10970	0.16	11200	0.17	12412	0.18	14080	0.20
7502	7502	3944	0.06	3915	0.06	4035	0.06	4077	0.06
7504	7504	4817	0.07	4981	0.07	4982	0.07	4996	0.07
7505	7505	4810	0.07	4643	0.07	4731	0.07	4774	0.07
7801	7801	8354	0.12	8238	0.12	8399	0.12	8298	0.12
7802	7802	5525	0.08	5482	0.08	5690	0.08	5812	0.08
7804	7804	7148	0.11	7320	0.11	7548	0.11	7665	0.11
7805	7805	8075	0.12	7931	0.12	7707	0.11	7651	0.11
7806	7806	5800	0.09	5942	0.09	6023	0.09	5794	0.08
7901	7901	8000	0.12	8149	0.12	8599	0.12	8733	0.12
7902	7902	5720	0.08	5719	0.08	6033	0.09	6155	0.09
7904	7904	11101	0.16	11546	0.17	12083	0.17	12289	0.17
7905	7905	15895	0.23	16119	0.24	14827	0.21	15646	0.22
7906	7906	13878	0.20	14479	0.21	13808	0.20	14416	0.20
8301	8301	7492	0.11	7552	0.11	7980	0.12	8098	0.11
8302	8302	4616	0.07	4611	0.07	4678	0.07	4783	0.07
8304	8304	7514	0.11	7669	0.11	7860	0.11	7874	0.11
8601	8601	8339	0.12	8252	0.12	8766	0.13	8889	0.13
8602	8602	3823	0.06	3583	0.05	4116	0.06	4669	0.07
8604	8604	8390	0.12	8576	0.13	8567	0.12	8547	0.12
8606	8606	7795	0.11	8183	0.12	8202	0.12	7697	0.11
8901	8901	48482	0.71	47542	0.70	49268	0.71	51505	0.73
8902	8902	26569	0.39	26425	0.39	26939	0.39	27111	0.38
8904	8904	14585	0.22	15077	0.22	15399	0.22	15804	0.22
8905	8905	19891	0.29	19557	0.29	19182	0.28	17408	0.25
8906	8906	13124	0.19	13314	0.20	13456	0.19	12745	0.18
9001	9001	4466	0.07	4347	0.06	4556	0.07	4768	0.07
9002	9002	2421	0.04	2405	0.04	2453	0.04	2529	0.04
9004	9004	3161	0.05	3330	0.05	3372	0.05	3411	0.05
9101	9101	30190	0.45	31923	0.47	34283	0.49	35558	0.50
9102	9102	12633	0.19	12674	0.19	12689	0.18	12794	0.18
9103	9103	2555	0.04	2358	0.03	2167	0.03	2108	0.03
9104	9104	12546	0.18	12682	0.19	12712	0.18	12715	0.18
9106	9106	3982	0.06	4047	0.06	3865	0.06	4172	0.06
9201	9201	8747	0.13	8782	0.13	9009	0.13	9539	0.14
9202	9202	4657	0.07	4818	0.07	4860	0.07	4961	0.07
9204	9204	10214	0.15	10306	0.15	10284	0.15	10099	0.14
9501	9501	6726	0.10	6587	0.10	7400	0.11	7684	0.11
9502	9502	5332	0.08	5159	0.08	5625	0.08	5835	0.08
9504	9504	11554	0.17	11915	0.18	11993	0.17	12060	0.17
9505	9505	9276	0.14	9108	0.13	8917	0.13	8802	0.12
9506	9506	9732	0.14	9938	0.15	9627	0.14	10180	0.14
9601	9601	15242	0.22	15326	0.23	15855	0.23	16423	0.23
9602	9602	7936	0.12	7891	0.12	7773	0.11	7753	0.11
9604	9604	7946	0.12	8155	0.12	8346	0.12	8335	0.12
9801	9801	15490	0.23	15626	0.23	15980	0.23	16124	0.23
9802	9802	7330	0.11	7797	0.12	7995	0.12	7937	0.11
9804	9804	7144	0.11	7310	0.11	7393	0.11	7421	0.11
9805	9805	9774	0.14	9702	0.14	9321	0.13	9217	0.13
10101	10101	6084	0.09	5953	0.09	6524	0.09	6519	0.09
10102	10102	3159	0.05	3113	0.05	3290	0.05	3352	0.05
10104	10104	3384	0.05	3493	0.05	3585	0.05	3563	0.05
10105	10105	3477	0.05	3604	0.05	3496	0.05	3434	0.05
10106	10106	3503	0.05	3343	0.05	3604	0.05	3667	0.05
10301	10301	14364	0.21	13422	0.20	14309	0.21	14705	0.21
10302	10302	6288	0.09	5969	0.09	6361	0.09	6574	0.09
10304	10304	8651	0.13	8871	0.13	8949	0.13	8971	0.13
10305	10305	12527	0.18	12701	0.19	12215	0.18	12053	0.17

2003 HEALTH CARE SURVEY OF DOD BENEFICIARIES – FINAL

10306	10306	9653	0.14	9783	0.14	9894	0.14	10009	0.14
10401	10401	11952	0.18	12181	0.18	10503	0.15	10667	0.15
10402	10402	3706	0.05	3646	0.05	3757	0.05	3832	0.05
10404	10404	7737	0.11	7919	0.12	7848	0.11	8009	0.11
10501	10501	13812	0.20	13587	0.20	14717	0.21	12663	0.18
10504	10504	12469	0.18	12639	0.19	13219	0.19	13358	0.19
10505	10505	8753	0.13	8595	0.13	8388	0.12	8010	0.11
10506	10506	9797	0.14	9886	0.15	9946	0.14	9646	0.14
10801	10801	14522	0.21	14881	0.22	17521	0.25	18693	0.27
10802	10802	9245	0.14	9340	0.14	9667	0.14	9771	0.14
10804	10804	17723	0.26	18178	0.27	17527	0.25	17860	0.25
10806	10806	9843	0.15	10872	0.16	10478	0.15	10977	0.16
10901	10901	9371	0.14	8848	0.13	9118	0.13	9909	0.14
10902	10902	6985	0.10	6860	0.10	7315	0.11	7538	0.11
10904	10904	15724	0.23	15917	0.24	17021	0.25	17200	0.24
10905	10905	34768	0.51	34540	0.51	33785	0.49	32892	0.47
11001	11001	43883	0.65	43960	0.65	47414	0.68	49044	0.70
11002	11002	22755	0.34	22897	0.34	23127	0.33	23179	0.33
11004	11004	14440	0.21	14752	0.22	15031	0.22	15281	0.22
11005	11005	12980	0.19	12706	0.19	12415	0.18	12121	0.17
11006	11006	8841	0.13	8940	0.13	9063	0.13	9217	0.13
11201	11201	15809	0.23	17238	0.25	16945	0.24	16718	0.24
11202	11202	6936	0.10	6702	0.10	6944	0.10	7138	0.10
11204	11204	12415	0.18	12584	0.19	12716	0.18	12521	0.18
11701	11701	30079	0.44	27067	0.40	23000	0.33	25314	0.36
11702	11702	9200	0.14	8558	0.13	9130	0.13	9391	0.13
11704	11704	17947	0.26	18187	0.27	18972	0.27	18949	0.27
11705	11705	25928	0.38	26313	0.39	25074	0.36	25775	0.37
11801	11801	5999	0.09	6066	0.09	6223	0.09	6460	0.09
11802	11802	3353	0.05	3312	0.05	3330	0.05	3451	0.05
11804	11804	3756	0.06	3717	0.05	4137	0.06	4211	0.06
11901	11901	8869	0.13	8873	0.13	9156	0.13	9520	0.14
11902	11902	5006	0.07	5018	0.07	5196	0.08	5332	0.08
11904	11904	5127	0.08	5435	0.08	5408	0.08	5688	0.08
12001	12001	13421	0.20	13940	0.21	13925	0.20	13724	0.19
12002	12002	8851	0.13	8892	0.13	8814	0.13	8522	0.12
12004	12004	5252	0.08	5691	0.08	5927	0.09	5932	0.08
12005	12005	15293	0.23	15188	0.22	15163	0.22	14589	0.21
12101	12101	12689	0.19	12427	0.18	13222	0.19	14084	0.20
12102	12102	9891	0.15	9796	0.14	10047	0.15	10336	0.15
12104	12104	10062	0.15	10545	0.16	10715	0.15	11201	0.16
12105	12105	18311	0.27	18355	0.27	18340	0.26	18237	0.26
12301	12301	16304	0.24	16309	0.24	16804	0.24	15431	0.22
12302	12302	13559	0.20	14185	0.21	14392	0.21	14481	0.21
12303	12303	3719	0.05	3443	0.05	3579	0.05	3695	0.05
12304	12304	21822	0.32	23781	0.35	24804	0.36	25103	0.36
12305	12305	31506	0.46	30148	0.45	29227	0.42	29306	0.42
12306	12306	19317	0.28	19598	0.29	19719	0.28	18701	0.27
12401	12401	82094	1.21	81846	1.21	83117	1.20	84467	1.20
12402	12402	29192	0.43	29633	0.44	30358	0.44	30881	0.44
12403	12403	12839	0.19	12280	0.18	12009	0.17	11725	0.17
12404	12404	18737	0.28	19742	0.29	20313	0.29	21110	0.30
12405	12405	44830	0.66	44419	0.66	43986	0.63	43213	0.61
12406	12406	23744	0.35	23923	0.35	22993	0.33	24353	0.35
12501	12501	31669	0.47	31843	0.47	36660	0.53	38802	0.55
12502	12502	16470	0.24	16240	0.24	17022	0.25	17246	0.24
12504	12504	21812	0.32	22189	0.33	22721	0.33	22949	0.33
12505	12505	43447	0.64	43545	0.64	43322	0.63	43907	0.62
12601	12601	14106	0.21	14928	0.22	14998	0.22	15192	0.22
12602	12602	9515	0.14	9651	0.14	9368	0.14	9692	0.14
12604	12604	8272	0.12	8620	0.13	8860	0.13	8918	0.13
12605	12605	11388	0.17	11347	0.17	10949	0.16	11180	0.16
12701	12701	8400	0.12	8441	0.12	8656	0.12	8630	0.12
12702	12702	4234	0.06	4216	0.06	4217	0.06	4011	0.06
12704	12704	3222	0.05	3310	0.05	3197	0.05	3423	0.05
12705	12705	4964	0.07	5021	0.07	4925	0.07	4752	0.07
12801	12801	3912	0.06	3805	0.06	3973	0.06	4021	0.06
12802	12802	2047	0.03	1990	0.03	2026	0.03	2082	0.03
12804	12804	4438	0.07	4573	0.07	4743	0.07	4793	0.07
12901	12901	9861	0.15	9707	0.14	10034	0.14	10536	0.15
12902	12902	3693	0.05	3690	0.05	3692	0.05	3802	0.05

2003 HEALTH CARE SURVEY OF DOD BENEFICIARIES – FINAL

12904	12904	3832	0.06	3984	0.06	4079	0.06	4113	0.06
13101	13101	4637	0.07	4675	0.07	4632	0.07	4686	0.07
13102	13102	2630	0.04	2598	0.04	2594	0.04	2596	0.04
13104	13104	1923	0.03	1816	0.03	1956	0.03	1939	0.03
28001	28001	7928	0.12	7934	0.12	7918	0.11	6752	0.10
28002	28002	8121	0.12	8051	0.12	8132	0.12	8219	0.12
28004	28004	2134	0.03	2245	0.03	2216	0.03	2263	0.03
28701	28701	5001	0.07	4812	0.07	4852	0.07	4901	0.07
28702	28702	2919	0.04	2935	0.04	2938	0.04	2953	0.04
28704	28704	1295	0.02	1328	0.02	1381	0.02	1382	0.02
32101	32101	9884	0.15	9790	0.14	10004	0.14	10290	0.15
32102	32102	2522	0.04	2681	0.04	2753	0.04	2849	0.04
32104	32104	1874	0.03	2088	0.03	2070	0.03	2111	0.03
32601	32601	7861	0.12	10662	0.16	13296	0.19	15373	0.22
32602	32602	2979	0.04	3060	0.05	3076	0.04	3095	0.04
32604	32604	1734	0.03	2018	0.03	2103	0.03	2169	0.03
33001	33001	10696	0.16	11538	0.17	13885	0.20	15938	0.23
33002	33002	5692	0.08	5781	0.09	5746	0.08	5945	0.08
36601	36601	4054	0.06	4226	0.06	4458	0.06	4601	0.07
36602	36602	3325	0.05	3237	0.05	3289	0.05	3348	0.05
36604	36604	7817	0.12	7944	0.12	8121	0.12	7795	0.11
38501	38501	7863	0.12	7846	0.12	7753	0.11	8228	0.12
38502	38502	4441	0.07	4733	0.07	4754	0.07	4778	0.07
38504	38504	4214	0.06	4513	0.07	4740	0.07	4894	0.07
60601	60601	21312	0.31	21640	0.32	22210	0.32	22310	0.32
60602	60602	15624	0.23	15504	0.23	15775	0.23	15694	0.22
60701	60701	18549	0.27	18628	0.28	19272	0.28	19298	0.27
60702	60702	12481	0.18	12754	0.19	12467	0.18	13081	0.19
60901	60901	27537	0.41	27424	0.41	28028	0.40	28491	0.40
60902	60902	14719	0.22	14718	0.22	14677	0.21	14580	0.21
61201	61201	42688	0.63	43077	0.64	43036	0.62	47132	0.67
61202	61202	6237	0.09	6527	0.10	6678	0.10	6720	0.10
61601	61601	3922	0.06	3628	0.05	4272	0.06	4091	0.06
61604	61604	4911	0.07	5035	0.07	5674	0.08	5663	0.08
61701	61701	18564	0.27	18144	0.27	18344	0.26	18332	0.26
61702	61702	8844	0.13	8700	0.13	8714	0.13	8551	0.12
62001	62001	5897	0.09	5832	0.09	5771	0.08	5843	0.08
62002	62002	3039	0.04	2997	0.04	2950	0.04	2957	0.04
62004	62004	3777	0.06	3945	0.06	4413	0.06	4385	0.06
62201	62201	39635	0.58	39796	0.59	40992	0.59	41847	0.59
62202	62202	13255	0.20	12946	0.19	12812	0.18	12697	0.18
63301	63301	11847	0.17	11556	0.17	11808	0.17	11917	0.17
63302	63302	8758	0.13	8546	0.13	8417	0.12	8506	0.12
64001	64001	16949	0.25	16798	0.25	17205	0.25	17399	0.25
64002	64002	10392	0.15	10352	0.15	10320	0.15	10561	0.15
80501	80501	6117	0.09	5999	0.09	5783	0.08	5720	0.08
80502	80502	4065	0.06	4006	0.06	3912	0.06	3826	0.05
80601	80601	10762	0.16	10624	0.16	10652	0.15	10666	0.15
80602	80602	5672	0.08	5578	0.08	5858	0.08	5870	0.08
713901	713901	7367	0.11	7389	0.11	7485	0.11	7589	0.11
713902	713902	3992	0.06	4147	0.06	4206	0.06	4465	0.06
999002	999002	125219	1.85	115071	1.70	109251	1.58	113332	1.61
999101	999101	77501	1.14	66966	0.99	84261	1.22	84683	1.20
999102	999102	24787	0.37	27326	0.40	30836	0.45	35334	0.50
999103	999103	46779	0.69	39373	0.58	53833	0.78	61536	0.87
999104	999104	48474	0.71	52361	0.77	55149	0.80	57308	0.81
999105	999105	370754	5.47	369929	5.47	364998	5.27	369313	5.24
999106	999106	316122	4.66	315971	4.67	321333	4.64	322583	4.58
999201	999201	44708	0.66	44355	0.66	49140	0.71	48172	0.68
999202	999202	22103	0.33	24613	0.36	27877	0.40	31546	0.45
999203	999203	27629	0.41	23404	0.35	29975	0.43	31805	0.45
999204	999204	78089	1.15	80070	1.18	83318	1.20	84315	1.20
999205	999205	254556	3.75	250472	3.70	245255	3.54	243065	3.45
999206	999206	308426	4.55	308114	4.55	308977	4.46	315704	4.48
999301	999301	58821	0.87	54760	0.81	67444	0.97	67761	0.96
999302	999302	21861	0.32	27388	0.40	31257	0.45	37215	0.53
999303	999303	40541	0.60	34326	0.51	48417	0.70	53133	0.75
999304	999304	71454	1.05	75367	1.11	80447	1.16	82493	1.17
999305	999305	405661	5.98	400601	5.92	394296	5.69	391271	5.55
999306	999306	384640	5.67	385148	5.69	388799	5.61	394042	5.59

BWT - Basic Sampling Weight										
Unweighted										
Value	Formatted Value	Q1		Q2		Q3		Q4		
		Count	Percent	Count	Percent	Count	Percent	Count	Percent	
10.710 -- 31.516	Minimum to 10th Percentile	1515	10.45	1334	10.13	1263	10.00	1149	9.88	
31.883 -- 54.486	>10th to 25th Percentile	2302	15.87	1941	14.73	1827	14.46	1662	14.29	
54.610 -- 106.810	>25th to 50th Percentile	3707	25.56	3358	25.49	3196	25.30	2833	24.36	
107.161 -- 284.417	>50th to 75th Percentile	3527	24.32	3267	24.80	3095	24.50	2974	25.57	
285.704 -- 714.284	>75th to 90th Percentile	2276	15.69	2167	16.45	1915	15.16	1640	14.10	
720.641 -- 1270.092	>90th to 100th Percentile	1176	8.11	1107	8.40	1337	10.58	1374	11.81	
Weighted										
Value	Formatted Value	Q1		Q2		Q3		Q4		
		Count	Percent	Count	Percent	Count	Percent	Count	Percent	
10.710 -- 31.516	Minimum to 10th Percentile	143263	2.11	136131	2.01	146906	2.12	155254	2.20	
31.883 -- 54.486	>10th to 25th Percentile	374118	5.52	363080	5.36	356936	5.15	345182	4.90	
54.610 -- 106.810	>25th to 50th Percentile	982361	14.48	989979	14.63	1003803	14.49	986777	14.00	
107.161 -- 284.417	>50th to 75th Percentile	1734975	25.58	1761745	26.03	1791023	25.85	1917248	27.21	
285.704 -- 714.284	>75th to 90th Percentile	1900960	28.02	1877189	27.74	1619461	23.38	1518198	21.55	
720.641 -- 1270.092	>90th to 100th Percentile	1647780	24.29	1639931	24.23	2009845	29.01	2123612	30.14	

WRWT - Final Weight										
Unweighted										
Value	Formatted Value	Q1		Q2		Q3		Q4		
		Count	Percent	Count	Percent	Count	Percent	Count	Percent	
25.570 -- 109.692	Minimum to 10th Percentile	2138	14.74	1563	11.86	1016	8.04	659	5.67	
110.005 -- 168.464	>10th to 25th Percentile	2096	14.45	1823	13.84	1929	15.27	1713	14.73	
168.500 -- 368.481	>25th to 50th Percentile	3763	25.95	3220	24.44	3196	25.30	2880	24.76	
369.184 -- 668.265	>50th to 75th Percentile	3419	23.57	3617	27.46	3098	24.52	2816	24.21	
669.522 -- 1365.532	>75th to 90th Percentile	2085	14.38	1596	12.11	2020	15.99	2159	18.56	
1381.438 -- 8999.659	>90th to 100th Percentile	1002	6.91	1355	10.29	1374	10.88	1405	12.08	
Weighted										
Value	Formatted Value	Q1		Q2		Q3		Q4		
		Count	Percent	Count	Percent	Count	Percent	Count	Percent	
25.570 -- 109.692	Minimum to 10th Percentile	181645	2.68	128967	1.91	83876	1.21	52486	0.74	
110.005 -- 168.464	>10th to 25th Percentile	286910	4.23	253586	3.75	264888	3.82	240300	3.41	
168.500 -- 368.481	>25th to 50th Percentile	951612	14.03	794223	11.73	808319	11.67	711137	10.09	
369.184 -- 668.265	>50th to 75th Percentile	1685219	24.84	1808922	26.73	1577895	22.78	1436251	20.38	
669.522 -- 1365.532	>75th to 90th Percentile	2101314	30.98	1596000	23.58	1947349	28.11	2146368	30.46	
1381.438 -- 8999.659	>90th to 100th Percentile	1576754	23.24	2186356	32.30	2245648	32.41	2459727	34.91	

REFERENCES

Brick, J.M., P. Broene, P. James, and J. Severynse. *A User's Guide to WesVarPC*. Version 2.0. Rockville, MD: Westat, Inc., 1996.

Brick, J.M. and G. Kalton. "Handling Missing Data in Survey Research." *Statistical Methods in Medical Research* 1996; 5: 215-238.

Clusen, N.A., D.S. Jang. "The 2000 Health Care Survey of DoD Beneficiaries: Quarter One Adult Sample Design." Mathematica Policy Research, Inc.: Washington, DC: 2000.

PAGE IS INTENTIONALLY LEFT BLANK TO ALLOW FOR DOUBLE-SIDED COPYING

APPENDIX B

**CROSSWALK BETWEEN 1996, 1997, 1998,
1999, 2000, 2003 QUESTIONS FOR ADULT HCSDB**

CROSSWALK BETWEEN 1996, 1997, 1998, 1999, 2000, 2002 AND 2003 ADULT SURVEY QUESTIONS

2003 Adult Survey					2002 Adult Survey		Related Questions in Earlier Surveys					Difference Between 2002 and 2003 Questions
2003					2002		2000	1999	1998	1997	1996	
Variable Name	Q4 Question Number	Q3 Question Number	Q2 Question Number	Q1 Question Number	Identical to 2003	Variable Name	Variable Name	Question Number	Question Number	Question Number	Question Number	
H03001	Q.01	Q.01	Q.01	Q.01	✓	H02001	H00000 ^{††††}	Q.01				
H03002A-H03002O	Q.02	Q.02	Q.02	Q.02	✓	H02002A-H02002O *****	H00003A-H00003L	Q.07	Q.45,Q.47	Q.74,Q.75		
H03003	Q.03	Q.03	Q.03	Q.03	✓	H02003						
H03004	Q.04	Q.04	Q.04	Q.04	✓	H02004						
H03005	Q.05	Q.05	Q.05	Q.05	✓	H02005						
H03006	Q.06	Q.06	Q.06	Q.06		H02006	H00001	Q.02	Q.50			Response categories changed: "TRICARE for Life" removed.
H03007	Q.07	Q.07	Q.07	Q.07	✓	H02007	H00002 ^{††††}	Q.04	Q.43	Q.39		
H03008	Q.08	Q.08	Q.08	Q.08	✓	H02008	H00006 ^{††††}	Q.22 ^{†††}				
H03009	Q.09	Q.09	Q.09	Q.09	✓	H02009	H00007 ^{††††}	Q.23 ^{†††}				
H03010	Q.10	Q.10	Q.10	Q.10	✓	H02010	H00008 ^{††††}	Q.24 ^{†††}	Q.51 ^{††}			
H03011	Q.11	Q.11	Q.15	Q.11	✓	H02011	H00009 ^{††††}	Q.25 ^{†††}	Q.52			
H03012	Q.12	Q.12	Q.16	Q.12	✓	H02015	H00013 ^{††††}	Q.26	Q.53 ^{††}			
H03013	Q.13	Q.13	Q.17	Q.13	✓	H02016	H00014 ^{††††}	Q.27 ^{†††}	Q.54 ^{††}			
H03014	Q.14	Q.14	Q.18	Q.14	✓	H02017	H00015 ^{††††}	Q.28 ^{†††}	Q.55 ^{††}			
H03015	Q.15	Q.15	Q.20	Q.15	✓	H02018	H00016 ^{††††}	Q.30 ^{†††}	Q.56 ^{††}			
H03016	Q.16	Q.16	Q.21	Q.16	✓	H02019	H00017 ^{††††}	Q.31 ^{†††}				
H03017	Q.17	Q.17	Q.22	Q.17	✓	H02020	H00018 ^{††††}	Q.32 ^{†††}	Q.84 ^{††}			
H03018	Q.18	Q.18	Q.23	Q.18	✓	H02021	H00019 ^{††††}	Q.33	Q.85 ^{††}			
H03019	Q.19	Q.19	Q.24	Q.19	✓	H02022	H00020 ^{††††}					
H03020	Q.20	Q.20	Q.25	Q.20	✓	H02023	H00021 ^{††††}	Q.43				
H03021	Q.21	Q.21	Q.26	Q.21	✓	H02024	H00022 ^{††††}					
H03022	Q.22	Q.22	Q.27	Q.22	✓	H02025	H00023 ^{††††}					
H03023	Q.23	Q.23	Q.28	Q.23	✓	H02026	H00024 ^{††††}	Q.44				
H03024	Q.24	Q.24	Q.29	Q.24	✓	H02027	H00025 ^{††††}					
H03025	Q.25	Q.25	Q.30	Q.25	✓	H02028	H00026 ^{††††}	Q.38	Q.10,Q.12	Q.32		
H03026	Q.26	Q.26	Q.31	Q.26	✓	H02029	H00027 ^{††††}	Q.40, Q.41				
H03027	Q.27	Q.27	Q.32	Q.27	✓	H02030	H00028 ^{††††}	Q.47	Q.59 ^{††}			
H03028	Q.28	Q.28	Q.33	Q.28	✓	H02031	H00029 ^{††††}	Q.48	Q.60 ^{††}			
H03029	Q.29	Q.29	Q.34	Q.29	✓	H02032	H00030 ^{††††}	Q.46	Q.83	Q.48, Q.63	Q.43, Q.56	
H03030	Q.30	Q.30	Q.35	Q.30	✓	H02033	H00031 ^{††††}	Q.49 ^{†††}	Q.90	Q.67V, Q.52V	Q.60V, Q.47V	
H03031	Q.31	Q.31	Q.36	Q.31	✓	H02034	H00032 ^{††††}	Q.50 ^{†††}	Q.91			

† Identical to 1998

†† Identical to 1999

††† Identical to Q1 2000

†††† Identical to Q1 2002

2003 Adult Survey					2002 Adult Survey		Related Questions in Earlier Surveys					Difference Between 2002 and 2003 Questions
2003					2002		2000	1999	1998	1997	1996	
Variable Name	Q4 Question Number	Q3 Question Number	Q2 Question Number	Q1 Question Number	Identical to 2003	Variable Name	Variable Name	Question Number	Question Number	Question Number	Question Number	
H03032	Q.32	Q.32	Q.37	Q.32	✓	H02035	H00033 ^{tttt}	Q.51 ^{ttt}	Q.92	Q.67T, Q.52T	Q.60T, Q.47T	
H03033	Q.33	Q.33	Q.38	Q.33	✓	H02036	H00034 ^{tttt}	Q.52 ^{ttt}	Q.93	Q.67R-S, Q.52R-S	Q.60R-S, Q.47R-S	
H03034	Q.34	Q.34	Q.39	Q.34	✓	H02037	H00035 ^{tttt}	Q.53 ^{ttt}	Q.94			
H03035	Q.35	Q.35	Q.40	Q.35	✓	H02038	H00036 ^{tttt}	Q.54 ^{ttt}	Q.95	Q.67AA, Q.52AA	Q.60AA, Q.52AA	
H03036	Q.36	Q.36	Q.44	Q.36	✓	H02039	H00037 ^{tttt}	Q.55 ^{ttt}	Q.96			
H03037			Q.45	Q.37	✓	H02040	H00041 ^{tttt}	Q.56	Q.14 ^{tt}	Q.53, Q.54		
H03038	Q.37	Q.37	Q.46	Q.42	✓	H02041	H00042 ^{tttt}	Q.37	Q.74 ^{tt}	Q.31	Q.28	
H03039	Q.44	Q.69	Q.59	Q.50	✓	H02043	H00043 ^{tttt}	Q.57 ^{ttt}	Q.61 ^{tt}			
H03040	Q.45	Q.70	Q.60	Q.51	✓	H02044	H00044 ^{tttt}	Q.58 ^{ttt}	Q.62			
H03041	Q.46	Q.71	Q.61	Q.52	✓	H02045	H00045 ^{tttt}	Q.59 ^{ttt}	Q.63			
H03042	Q.47	Q.72	Q.62	Q.53	✓	H02046	H00046 ^{tttt}	Q.60 ^{ttt}	Q.64 ^{tt}			
H03043	Q.48	Q.73	Q.63	Q.54	✓	H02047	H00047 ^{tttt}	Q.62	Q.65 ^{tt}			
H03044	Q.49	Q.74	Q.64	Q.55	✓	H02048	H00048 ^{tttt}	Q.63 ^{ttt}	Q.66 ^{tt}			
H03045	Q.50	Q.75	Q.65	Q.56	✓	H02049	H00049 ^{tttt}	Q.64 ^{ttt}	Q.67 ^{tt}			
H03046	Q.51	Q.76	Q.66	Q.57	✓	H02050	H00050 ^{tttt}	Q.65 ^{ttt}	Q.68 ^{tt}			
H03047	Q.52	Q.77	Q.67	Q.58	✓	H02051	H00051 ^{tttt}	Q.68 ^{ttt}	Q.70			
H03048	Q.53	Q.78	Q.68	Q.59	✓	H02052	H00052 ^{tttt}	Q.69 ^{ttt}	Q.72 ^{tt}			
H03049	Q.54	Q.79	Q.69	Q.60	✓	H02053	H00053 ^{tttt}	Q.70 ^{ttt}	Q.71 ^{tt}			
H03050	Q.55	Q.80	Q.70	Q.61	✓	H02054	H00054 ^{tttt}	Q.66				
H03051	Q.56	Q.81	Q.71	Q.62	✓	H02055	H00055 ^{tttt}	Q.67 ^{ttt}				
H03052	Q.57	Q.82	Q.72	Q.63	✓	H02056	H00056 ^{tttt}	Q.71 ^{ttt}	Q.73 ^{tt}			
H03053	Q.58	Q.83	Q.73	Q.65	✓	H02057	H00057 ^{tttt}	Q.72 ^{ttt}	Q.37			
H03054				Q.66	✓	H02058	H00061 ^{tttt}	Q.08 ^{ttt}	Q.16 ^{tt}	Q.11	Q.10	
H03055	Q.73	Q.84	Q.74	Q.67	✓	H02059	H00062 ^{tttt}	Q.09 ^{ttt}	Q.17A ^{tt}	Q.12	Q.11	
H03056	Q.74	Q.85	Q.75	Q.68	✓	H02060	H00063 ^{tttt}	Q.09B	Q.17B ^{tt}			
H03057	Q.75	Q.86	Q.76	Q.69	✓	H02061	H00064 ^{tttt}	Q.10 ^{ttt}	Q.18 ^{tt}	Q.13	Q.12	
H03058	Q.76	Q.87	Q.77	Q.70	✓	H02062	H00065 ^{tttt}	Q.11 ^{ttt}	Q.19	Q.14	Q.13	
H03059	Q.77	Q.88	Q.78	Q.71	✓	H02063	H00066 ^{tttt}	Q.12 ^{ttt}	Q.21 ^{tt}	Q.17		
H03060	Q.78	Q.89	Q.79	Q.72	✓	H02064	H00067 ^{tttt}	Q.13 ^{ttt}	Q.22 ^{tt}	Q.18		
H03061	Q.79	Q.90	Q.80	Q.73	✓	H02065	H00068 ^{tttt}	Q.14 ^{ttt}	Q.23	Q.19		
H03062	Q.80	Q.91	Q.81	Q.74	✓	H02066	H00069 ^{tttt}	Q.15 ^{ttt}	Q.24 ^{tt}	Q.20		
H03063	Q.81	Q.92	Q.82	Q.75	✓	H02067	H00070 ^{tttt}	Q.16 ^{ttt}				
H03064	Q.82	Q.93	Q.83	Q.76	✓	H02068	H00071 ^{tttt}	Q.17 ^{ttt}	Q.27 ^{tt}	Q.23		
H03065	Q.83	Q.94	Q.84	Q.77	✓	H02069	H00072 ^{tttt}	Q.18 ^{ttt}	Q.28 ^{tt}	Q.24	Q.22	
H03066	Q.84	Q.95	Q.85	Q.78	✓	H02070	H00073A ^{tttt}	Q.19A ^{ttt}	Q.29A ^{tt}			
H03067	Q.85	Q.96	Q.86	Q.79	✓	H02071	H00073B ^{tttt}	Q.19B	Q.29B	Q.26	Q.23	
H03068	Q.86	Q.97	Q.87	Q.80	✓	H02072	H00074 ^{tttt}	Q.19C	Q.29C	Q.27		
H03069	Q.87	Q.98	Q.88	Q.81	✓	H02073	H00075 ^{tttt}	Q.20 ^{ttt}	Q.30	Q.28 ^t	Q.25	

^t Identical to 1998

^{tt} Identical to 1999

^{ttt} Identical to Q1 2000

^{tttt} Identical to Q1 2002

2003 Adult Survey					2002 Adult Survey		Related Questions in Earlier Surveys					Difference Between 2002 and 2003 Questions
2003					2002		2000	1999	1998	1997	1996	
Variable Name	Q4 Question Number	Q3 Question Number	Q2 Question Number	Q1 Question Number	Identical to 2003	Variable Name	Variable Name	Question Number	Question Number	Question Number	Question Number	
H03070	Q.88	Q.99	Q.89	Q.82	✓	H02074	H00076A ^{†††}	Q.21A ^{†††}				
H03071	Q.89	Q.100	Q.90	Q.83	✓	H02075	H00076B ^{†††}	Q.21B ^{†††}	Q.31	Q.29	Q.26	
H03072	Q.90	Q.101	Q.91	Q.90		H02076	H00077	Q.77	Q.105	Q.01	Q.01	Question is asked differently
H03073	Q.91	Q.102	Q.92	Q.91								
H03074	Q.92	Q.103	Q.93	Q.92								
H03075	Q.93	Q.104	Q.94	Q.93								
H03076	Q.94	Q.105	Q.95	Q.94								
H03077	Q.95	Q.106	Q.96	Q.95								
H03078	Q.96	Q.107	Q.97	Q.96								
H03079	Q.97	Q.108	Q.98	Q.97								
H03080	Q.98	Q.109	Q.99	Q.98								
H03081	Q.99	Q.110	Q.100	Q.99								
SREDA	Q.100	Q.111	Q.109	Q.100	✓	SREDA	SREDA-F ^{†††}	Q.86 ^{††}				
S03082	Q.101	Q.112	Q.110	Q.101	✓	H02077	H00079 ^{†††}	Q.84 ^{†††}				
SRRACEA - SRRACEE	Q.102	Q.113	Q.111	Q.102	✓	SRRACEA- SRRACEE	SRRACE ^{†††}	Q.85 ^{†††}				
SRAGE	Q.103	Q.114	Q.112	Q.103	✓	SRAGE	SRAGE ^{†††}					
S03R01				Q.38								
S03R02				Q.39								
S03R03				Q.40								
S03R04				Q.41								
S03F01				Q.43								
S03F02				Q.44								
S03V01	Q.38	Q.63	Q.53	Q.45								
S03V02	Q.39	Q.64	Q.54	Q.46								
S03V03				Q.47								
S03V04	Q.41	Q.66	Q.56	Q.48								
S03V05	Q.43	Q.68	Q.58	Q.49								
S03V06	Q.40	Q.65	Q.55									
S03V07	Q.42	Q.67	Q.57									
S03B01				Q.64								
S03O01				Q.84								
S03O02				Q.85								
S03O03				Q.86								
S03O04				Q.87								
S03O05				Q.88								
S03O06				Q.89								
S03C01			Q.11		✓	S02C01	S00C01					
S03C02			Q.12		✓	S02C02	S00C02					
S03C03			Q.13		✓	S02C03	S00C03					

† Identical to 1998

†† Identical to 1999

††† Identical to Q1 2000

†††† Identical to Q1 2002

2003 Adult Survey					2002 Adult Survey		Related Questions in Earlier Surveys					Difference Between 2002 and 2003 Questions
2003					2002		2000	1999	1998	1997	1996	
Variable Name	Q4 Question Number	Q3 Question Number	Q2 Question Number	Q1 Question Number	Identical to 2003	Variable Name	Variable Name	Question Number	Question Number	Question Number	Question Number	
S03C04			Q.14		✓	S02C04	S00C04					
S03C05			Q.19		✓	S02C05	S00C05					
S03C06			Q.41		✓	S02C06	S00C06					
S03C07			Q.42		✓	S02C07	S00C07					
S03C08			Q.43		✓	S02C08	S00C08					
S03C09			Q.47		✓	S02C09	S00C09					
S03C10			Q.48		✓	S02C10	S00C10					
S03C11			Q.49		✓	S02C11	S00C11					
S03C12			Q.50		✓	S02C12	S00C12					
S03C13			Q.51		✓	S02C13	S00C13					
S03C14			Q.52		✓	S02C14	S00C14					
S03C15			Q.101		✓	S02C15	S00C15					
S03C16			Q.102		✓	S02C16	S00C16					
S03C17			Q.103		✓	S02C17	S00C17					
S03C18			Q.104		✓	S02C18	S00C18					
S03C19			Q.105		✓	S02C19	S00C19					
S03C20			Q.106		✓	S02C20	S00C20					
S03C21			Q.107		✓	S02C21	S00C21					
S03C22			Q.108		✓	S02C22	S00C22					
S03Y01		Q.38										
S03Y02		Q.39										
S03Y03		Q.40										
S03Y04		Q.41										
S03Y05		Q.42										
S03Y06A-S03Y06H		Q.43										
S03Y07		Q.44										
S03Y08		Q.45										
S03Y09		Q.46										
S03Y10		Q.47										
S03Y11		Q.48										
S03Y12		Q.49										
S03Y13A-S03Y13H		Q.50										
S03Y14		Q.51										
S03Y15		Q.52										
S03Y16		Q.53										
S03Y17		Q.54										
S03Y18A-S03Y18D		Q.55										

† Identical to 1998

†† Identical to 1999

††† Identical to Q1 2000

†††† Identical to Q1 2002

2003 Adult Survey					2002 Adult Survey		Related Questions in Earlier Surveys					Difference Between 2002 and 2003 Questions
2003					2002		2000	1999	1998	1997	1996	
Variable Name	Q4 Question Number	Q3 Question Number	Q2 Question Number	Q1 Question Number	Identical to 2003	Variable Name	Variable Name	Question Number	Question Number	Question Number	Question Number	
S03Y19A-S03Y19F		Q.56										
S03Y20		Q.57										
S03Y21		Q.58										
S03Y22		Q.59										
S03Y23		Q.60										
S03Y24		Q.61										
S03Y25		Q.62										
S03G01	Q.59		Q.11		✓	S02C01	S00C01					
S03G02	Q.60		Q.12		✓	S02C02	S00C02					
S03G03	Q.61		Q.13		✓	S02C03	S00C03					
S03G04	Q.62		Q.14		✓	S02C04	S00C04					
S03G05	Q.63		Q.19		✓	S02C05	S00C05					
S03G06	Q.64		Q.41		✓	S02C06	S00C06					
S03G07	Q.65		Q.42		✓	S02C07	S00C07					
S03G08	Q.66		Q.43		✓	S02C08	S00C08					
S03G09	Q.67		Q.47		✓	S02C09	S00C09					
S03G10	Q.68		Q.48		✓	S02C10	S00C10					
S03G11	Q.69		Q.49		✓	S02C11	S00C11					
S03G12	Q.70		Q.50		✓	S02C12	S00C12					
S03G13	Q.71		Q.51		✓	S02C13	S00C13					
S03G14	Q.72											

† Identical to 1998

†† Identical to 1999

††† Identical to Q1 2000

†††† Identical to Q1 2002

PAGE IS INTENTIONALLY LEFT BLANK TO ALLOW FOR DOUBLE-SIDED COPYING

APPENDIX C

CODING SCHEME AND CODING TABLES – QUARTERS I-IV

CODING SCHEME AND CODING TABLES – QUARTER I

2003 HEALTH CARE SURVEY OF DOD BENEFICIARIES (HCSDB) CODING SCHEME AND CODING TABLES

BASIC SAS AND ASCII/EBCDIC MISSING DATA AND NOT APPLICABLE CODES

<u>SAS</u>	<u>ASCII/EBCDIC</u>	
Numeric	Numeric	Description
.	-9	No response
.A	-8	Multiple response error
.O	-7	Out of range error
.N	-6	Not Applicable or valid skip
.D	-5	Scalable response of “Don’t know” or “not sure”
.I	-4	Incomplete grid error
.C	-1	Question should have been skipped.

Missing values ‘.’, multiple responses ‘.A’, and incomplete grids ‘.I’ are encoded prior to implementation of the Coding Scheme Notes (see below).

**Coding Table for Note 1:
H03006, H03007**

N1	H03006 is:	H03007 is:	H03006 is coded as:	H03007 is coded as:	*
1	1-11, health plan, -5, not sure	Marked, missing, or multiple response	Stands as original value	Stands as original value	
2	-6, no usage in past 12 months	Marked or multiple response	Stands as original value	.C, question should be skipped	F
3	-6, no usage in past 12 months	Missing response	Stands as original value	.N, valid skip	F
4	Missing response	Marked, missing, or multiple response	Stands as original value	Stands as original value	
5	Multiple response	Marked or multiple response	Stands as original value	Stands as original value	
6	Multiple response	Missing response	-6: Did not use any health plan in the last 12 months	.N, valid skip	B

* Indication of backward coding (B) or forward coding (F).

**Coding Table for Note 2:
H03008, H03009**

N2	H03008 is:	H03009 is:	H03008 is coded as:	H03009 is coded as:	*
1	1: yes	1-3, missing, or multiple response	Stands as original value	Stands as original value	
2	1: yes, missing, or multiple response	-6: didn't get a new doctor	2: No	.C question should be skipped	B F
3	2: no, missing, or multiple response	1- 3, multiple response	1: yes	Stands as original value	B
4	2: no	Missing, or -6: didn't get a new doctor	Stands as original value	.N, valid skip if missing, .C, question should be skipped if marked	F
5	Missing response	Missing response	Stands as original value	Stands as original value	
6	Multiple response	Missing response	2: no	.N, valid skip	B

* Indication of backward coding (B) or forward coding (F).

**Coding Table for Note 3:
H03010, H03011**

N3	H03010 is:	H03011 is:	H03010 is coded as:	H03011 is coded as:	*
1	1: yes	0-10, missing, or multiple response	Stands as original value	Stand as original value	
2	1: yes, missing, or multiple response	-6, I don't have a personal doctor or nurse	2: no	.C, question should be skipped	B F
3	2: no, missing, or multiple response	0-10 or multiple response	1: yes	Stands as original value	B
4	2: no	-6, I don't have a personal doctor or nurse, or missing	Stands as original value	.N, valid skip if missing; .C, question should be skipped if marked	F
5	Missing response	Missing response	Stands as original value	Stands as original value	
6	Multiple response	Missing response	2: no	.N, valid skip	B

* Indication of backward coding (B) or forward coding (F).

**Coding Table for Note 4:
H03012, H03013**

N4	H03012 is:	H03013 is:	H03012 is coded as:	H03013 is coded as:	*
1	1: yes	1, 2, 3, missing, or multiple response	Stands as original value	Stands as original value	
2	1: yes, missing, or multiple response	-6: didn't need to see a specialist	2: No	.C question should be skipped	B
3	2: no, missing, or multiple response	1, 2, 3, multiple response	1: yes	Stands as original value	B
4	2: no	Missing, or -6: didn't need to see a specialist	Stands as original value	.N, valid skip if missing, .C, question should be skipped if marked	F
5	Missing response	Missing response	Stands as original value	Stands as original value	
6	Multiple response	Missing response	2: no	.N, valid skip	B

* Indication of backward coding (B) or forward coding (F).

**Coding Table for Note 5:
H03014, H03015, H03016**

N5	H03014 is:	H03015, H03016 Are:	H03014 is coded as:	H03015, H03016 Are coded as:	*
1	1: yes	“All are blank” or at least one is “marked”	Stands as original value	Stand as original value	
2	1: yes, missing, or multiple response	“Blank or NA”	2:no	.N, valid skip if missing; .C, question should be skipped if marked	BF
3	2: no, missing, or multiple response	At least one is “marked”	1: yes	Stand as original value	B
4	2: no	“All are blank” or “blank or NA”	Stands as original value	.N, valid skip if missing, .C, question should be skipped if marked	F
5	Missing response	“All are blank”	Stands as original value	Stand as original value	
6	Multiple response	“All are blank”	2: no	.N, valid skip	B

* Indication of backward coding (B) or forward coding (F).

Definition of “all are blank” in Coding Table for Note 5:
H03015 and H03016 are both missing.

Definition of “blank or NA” in Coding Table for Note 5:
H03015 and H03016 are either not applicable (-6), or a combination of not applicable (-6) and missing.

Definition of “marked” in Coding Table for Note 5:
Any pattern of marks outside the definitions “all are blank” and “blank or NA.”

**Coding Table for Note 6:
H03017, H03018**

N6	H03017 is:	H03018 is:	H03017 is coded as:	H03018 is coded as:	*
1	1: yes	1-4: how often, missing, or multiple response	Stands as original value	Stands as original value	
2	1: yes, missing, or multiple response	-6: no calls	2: no	.C, question should be skipped	B F
3	2: no, missing or multiple response	1-4: how often, multiple response	1: yes	Stands as original value	B
4	2: no	-6: no calls or missing	Stands as original value	.N, valid skip if missing; .C, question should be skipped if marked	F
5	Missing response	Missing response	Stands as original value	Stands as original value	
6	Multiple response	Missing response	2: no	.N, valid skip	B

* Indication of backward coding (B) or forward coding (F).

**Coding Table for Note 7:
H03019, H03020, H03021**

N7	H03019 is:	H03020 & H03021 are:	H03019 is coded as:	H03020 & H03021 are coded as:	*
1	1: yes	“All are blank” or at least one is “marked”	Stands as original value	Stand as original value	
2	1: yes, missing, or multiple response	“Blank or NA”	2:no	.N, valid skip if missing; .C, question should be skipped if marked	B F
3	2: no, missing, or multiple response	At least one is “marked”	1: yes	Stand as original value	B
4	2: no	“All are blank” or “blank or NA”	Stands as original value	.N, valid skip if missing, .C, question should be skipped if marked	F
5	Missing response	“All are blank”	Stands as original value	Stand as original value	
6	Multiple response	“All are blank”	2: no	.N, valid skip	B

* Indication of backward coding (B) or forward coding (F).

Definition of “all are blank” in Coding Table for Note 7:
Responses to H03020 and H03021 are both missing.

Definition of “blank or NA” in Coding Table for Note 7:
Responses to H03020 and H03021 are either all not applicable (-6) or a combination of not applicable (-6) and missing.

Definition of “marked” in Coding Table for Note 7:
Any pattern of marks outside the definitions “all are blank” and “blank or NA”

**Coding Table for Note 8:
H03022, H03023, H03024**

N8	H03022 is:	H03023 & H03024 are:	H03022 is coded as:	H03023 & H03024 are coded as:	*
1	1: yes	“All are blank” or at least one is “marked”	Stands as original value	Stand as original value	
2	1: yes, missing, or multiple response	“Blank or NA”	2:no	.N, valid skip if missing; .C, question should be skipped if marked	B F
3	2: no, missing, or multiple response	At least one is “marked”	1: yes	Stand as original value	B
4	2: no	“All are blank” or “blank or NA”	Stands as original value	.N, valid skip if missing, .C, question should be skipped if marked	F
5	Missing response	“All are blank”	Stands as original value	Stand as original value	
6	Multiple response	“All are blank”	2: no	.N, valid skip	B

* Indication of backward coding (B) or forward coding (F).

Definition of “all are blank” in Coding Table for Note 8:
Responses to H03023 and H03024 are both missing.

Definition of “blank or NA” in Coding Table for Note 8:
Responses to H03023 and H03024 are either all not applicable (-6) or a combination of not applicable (-6) and missing.

Definition of “marked” in Coding Table for Note 8:
Any pattern of marks outside the definitions “all are blank” and “blank or NA”

**Coding Table for Note 9:
H03026, H03027-H03036**

N9	H03026 is:	H03027- H03036 are:	H03026 is coded as:	H03027- H03036 are coded as:	*
1	1: None	At least one is “marked”, “All are blank”, or “blank or NA”	Stands as original value	.N, valid skip if missing, .C, question should be skipped if marked	F
2	2-7, missing, or multiple response	“Blank or NA”	1: None	.N, valid skip if missing; .C, question should be skipped if marked	B
3	2-7	At least one is “marked” or “all are blank”	Stands as original value	Stand as original value	
4	Missing response	“All are blank”	Stands as original value	Stand as original value	
5	Multiple response	“All are blank”	1: None	.N, valid skip	B
6	Missing or Multiple response	At least one is “marked”	Stands as original value	Stands as original value	

* Indication of backward coding (B) or forward coding (F).

Definition of “all are blank” in Coding Table for Note 9:

Responses to H03027-H03036 are all missing.

Definition of “Blank or NA” in Coding Table for Note 9:

Responses to H03027-H03036 are either all not applicable (-6) or a combination of missing response and not applicable (-6)

Definition of “marked” in Coding Table for Note 9:

Any pattern of marks outside the definitions “all are blank” and “Blank or NA.”

**Coding Table for Note 10:
S03R01, S03R02-S03R04**

N10	S03R01 is:	S03R02-S03R04 Are:	S03R01 is coded as:	S03R02-S03R04 Are coded as:	*
1	1: yes	“All are blank” or at least one is “marked”	Stands as original value	Stand as original value	
2	1: yes, missing, or multiple response	“Blank or NA”	2:no	.N, valid skip if missing; .C, question should be skipped if marked	BF
3	2: no, missing, or multiple response	At least one is “marked”	1: yes	Stand as original value	B
4	2: no	“All are blank” or “blank or NA”	Stands as original value	.N, valid skip if missing, .C, question should be skipped if marked	F
5	Missing response	“All are blank”	Stands as original value	Stand as original value	
6	Multiple response	“All are blank”	2: no	.N, valid skip	B

* Indication of backward coding (B) or forward coding (F).

Definition of “all are blank” in Coding Table for Note 10:
S03R02-S03R04 are all missing.

Definition of “blank or NA” in Coding Table for Note 10:
S03R02-S03R04 are either not applicable (-6), or a combination of not applicable (-6) and missing.

Definition of “marked” in Coding Table for Note 10:
Any pattern of marks outside the definitions “all are blank” and “blank or NA.”

**Coding Table for Note 12:
S03F01, S03F02**

N4	S03F01 is:	S03F02 is:	S03F01 is coded as:	S03F02 is coded as:	*
1	1: yes	1, 2, 3,4,5,6, missing, or multiple response	Stands as original value	Stands as original value	
2	2: no, missing, or multiple response	1, 2, 3,4,5,6, multiple response	1: yes	Stands as original value	B
3	2: no	Missing	Stands as original value	.N, valid skip	F
4	Missing response	Missing response	Stands as original value	Stands as original value	
5	Multiple response	Missing response	2: no	.N, valid skip	B

* Indication of backward coding (B) or forward coding (F).

**Coding Table for Note 13:
S03V01, S03V02-S03V05**

N10	S03V01 is:	S03V02-S03V05 Are:	S03V01 is coded as:	S03V02-S03V05 Are coded as:	*
1	1,2,3,4: some or no healthcare	“All are blank” or at least one is “marked”	Stands as original value	Stand as original value	
2	1,2,3: at least some healthcare, missing, or multiple response	“Blank or NA”	-6: didn’t need healthcare in past 12 months	.N, valid skip if missing; .C, question should be skipped if marked	BF
3	4: no healthcare	“Blank or NA”	Stands as original value	Stands as original value	
4	-6: didn’t need healthcare in past 12 months	At least one is “marked” , “All are blank” or “blank or NA”	Stands as original value	.N, valid skip if missing; .C, question should be skipped if marked	F
5	Missing response	“All are blank”	Stands as original value	Stands as original value	
6	Multiple response	“All are blank”	-6, didn’t need healthcare in past 12 months	.N, valid skip	B
7	Missing or Multiple response	At least one is “marked”	Stands as original value	Stands as original value	

* Indication of backward coding (B) or forward coding (F).

Definition of “all are blank” in Coding Table for Note 13:
S03V02-S03V05 are all missing.

Definition of “blank or NA” in Coding Table for Note 13:
S03V02-S03V05 are either not applicable (-6), or a combination of not applicable (-6) and missing.

Definition of “marked” in Coding Table for Note 13:
Any pattern of marks outside the definitions “all are blank” and “blank or NA.”

**Coding Table for Note 14:
H03039, H03040-H03042**

N14 H03039 is:		H03040-H03042 are:	H03039 is coded as:	H03040-H03042 are coded as:	*
1	1: yes	At least one is “marked”, “all are blank” or “blank or don’t know”	Stands as original value	Stand as original value	
2	1: yes, missing, or multiple response	“Blank or NA”	2: no	.N, valid skip if missing; .C, question should be skipped if marked	B
3	2: no, missing, or multiple response	At least one is “marked” or “blank or don’t know”	1: yes	Stand as original value	B
4	2: no	“Blank or NA” or “all are blank”	Stands as original value	.N, valid skip if missing; .C, question should be skipped if marked	
5	Missing response	“All are blank”	Stands as original value	Stand as original value	
6	Multiple response	“All are blank”	2: no	.N, valid skip	B

* Indication of backward coding (B) or forward coding (F).

Definition of “all are blank” in Coding Table for Note 14:
Responses to H03040-H03042 are all missing.

Definition of “blank or NA” in Coding Table for Note 14:
Responses to H03040-H03042 are either all not applicable (-6) or a combination of missing and not applicable (-6).

Definition of “blank or don’t know” in Coding Table for Note 14:
Responses to H03040-H03042 are either all don’t know (-5) or a combination of missing and don’t know (-5).

Definition of “marked” in Coding Table for Note 14:
Any pattern of marks outside the definitions “all are blank,” “blank or NA,” or “blank or don’t know.”

**Table for Note 15:
H03043, H03044**

N15	H03043 is:	H03044 is:	H03043 is coded as:	H03044 is coded as:	*
1	1: yes	1, 2, 3, missing, or multiple response	Stands as original value	Stands as original value	
2	1: yes, missing, or multiple response	-6: didn't look for information in health plan	2: No	.C question should be skipped	B
3	2: no, missing, or multiple response	1, 2, 3, multiple response	1: yes	Stands as original value	B
4	2: no	Missing, or -6: didn't look for information in health plan	Stands as original value	.N, valid skip if missing, .C, question should be skipped if marked	F
5	Missing response	Missing response	Stands as original value	Stands as original value	
6	Multiple response	Missing response	2: no	.N, valid skip	B

* Indication of backward coding (B) or forward coding (F).

**Coding Table for Note 16:
H03045, H03046**

N16	H03045 is:	H03046 is:	H03045 is coded as:	H03046 is coded as:	*
1	1: yes	1, 2, 3, missing, or multiple response	Stands as original value	Stands as original value	
2	1: yes, missing, or multiple response	-6: didn't call health plan	2: No	.C question should be skipped	B
3	2: no, missing, or multiple response	1, 2, 3, multiple response	1: yes	Stands as original value	B
4	2: no	Missing, or -6: didn't call health plan	Stands as original value	.N, valid skip if missing, .C, question should be skipped if marked	F
5	Missing response	Missing response	Stands as original value	Stands as original value	
6	Multiple response	Missing response	2: no	.N, valid skip	B

* Indication of backward coding (B) or forward coding (F).

**Coding Table for Note 17:
H03047, H03048, H03049**

N17	H03047 is:	H03048 & H03049 are:	H03047 is coded as:	H03048 & H03049 are coded as:	*
1	1: yes	At least one is “marked” or “all are blank”	Stands as original value	Stand as original value	
2	1: yes, missing, or multiple response	“Blank or NA”	2: no	.N, valid skip if missing; .C, question should be skipped if marked	B F
3	2: no, missing, or multiple response	At least one is “marked”	1: yes	Stand as original value	B
4	2: no	“Blank or NA” or “all are blank”	Stands as original value	.N, valid skip if missing; .C, question should be skipped if marked	F
5	Missing response	“All are blank”	Stands as original value	Stand as original value	
6	Multiple response	“All are blank”	2: no	.N, valid skip	B

* Indication of backward coding (B) or forward coding (F).

Definition of “all are blank” in Coding Table for Note 17:
Responses to H03048 and H03049 are both missing.

Definition of “blank or NA” in Coding Table for Note 17:
Responses to H03048 and H03049 are either all not applicable (-6) or a combination of not applicable (-6) and missing.

Definition of “marked” in Coding Table for Note 17:
Any pattern of marks outside the definitions “all are blank” and “blank or NA”

**Coding Table for Note 18:
H03050, H03051**

N18	H03050 is:	H03051 is:	H03050 is coded as:	H03051 is coded as:	*
1	1: yes	1, 2, 3, missing, or multiple response	Stands as original value	Stands as original value	
2	1: yes, missing, or multiple response	-6: didn’t have any experience	2: No	.C question should be skipped	B
3	2: no, missing, or multiple response	1, 2, 3, multiple response	1: yes	Stands as original value	B
4	2: no	Missing, or -6: didn’t have any experience	Stands as original value	.N, valid skip if missing, .C, question should be skipped if marked	F
5	Missing response	Missing response	Stands as original value	Stands as original value	
6	Multiple response	Missing response	2: no	.N, valid skip	B

* Indication of backward coding (B) or forward coding (F).

**Coding Table for Note 19A:
H03026, H03062**

N19A	H03026 is:	H03062 is:	H03026 is coded as:	H03062 is coded as:	*
1	1: none	Missing, or multiple response	Stands as original value	-6: no visits in the last 12 months	F
2	1: none	1-5, -6	Stands as original value	Stands as original value	
3	2-7, missing, or multiple response	1-5, -6, missing, or multiple response	Stands as original value	Stands as original value	

* Indication of backward coding (B) or forward coding (F).

**Coding Table for Note 19:
H03059--H03062**

N19	H03059 Is:	H03060 is:	H03061 is:	H03062 is:	H03059 is coded as:	H03060 is coded as:	H03061 is coded as:	H03062 is coded as:	*
1	1: ever smoked	3 or 4: still smoke	Marked or multiple response	Any value	Stands as original value	Stands as original value	.C, question should be skipped	Stands as original value	F
2	1: ever smoked	3 or 4: still smoke	Missing response	Any value	Stands as original value	Stands as original value	.N, valid skip	Stands as original value	F
3	1: ever smoked	2: quit	2: quit >1 year ago or – 5: don't know	Marked or multiple response	Stands as original value	Stands as original value	Stands as original value	.C, question should be skipped	F
4	1: ever smoked	2: quit	2: quit >1 year ago or –5: don't know	Missing response	Stands as original value	Stands as original value	Stands as original value	.N, valid skip	F
5	1: ever smoked	2: quit	3: quit <1 year ago, missing, or multiple response	Any value	Stands as original value	Stands as original value	Stands as original value	Stands as original value	
6	1: ever smoked	-5: don't know, missing, or multiple response	2: quit >1 year ago	Marked or multiple response	Stands as original value	2: quit	Stands as original value	.C, question should be skipped	F B
7	1: ever smoked	-5: don't know, missing, or multiple response	2: quit >1 year ago	Missing response	Stands as original value	2: quit	Stands as original value	.N, valid skip	F B
8	1: ever smoked	-5: don't know, missing, or multiple response	3: quit <1 year ago	Any value	Stands as original value	2: quit	Stands as original value	Stands as original value	B
9	1: ever smoked	-5: don't know, missing, or multiple response	-5: don't know, missing, or multiple response	Any value	Stands as original value	Stands as original value	Stands as original value	Stands as original value	
10	2: never, -5: don't know, missing, or multiple response	3 or 4: still smoke	Marked or multiple response	Any value	1: ever smoked	Stands as original value	.C, question should be skipped	Stands as original value	B F

* Indication of backward coding (B) or forward coding (F).

Coding Table for Note 19 continued:

N19	H03059 Is:	H03060 is:	H03061 is:	H03062 is:	H03059 is coded as:	H03060 is coded as:	H03061 is coded as:	H03062 is coded as:	*
11	2: never, -5: don't know, missing, or multiple response	3 or 4: still smoke	Missing response	Any value	1: ever smoked	Stands as original value	.N, valid skip	Stands as original value	B
12	2: never or -5: don't know	2: quit, -5: don't know, or multiple response	Marked or multiple response	Marked or multiple response	Stands as original value	.C, question should be skipped	.C, question should be skipped	.C, question should be skipped	F
13	2: never or -5: don't know	2: quit, -5: don't know, or multiple response	Marked or multiple response	Missing response	Stands as original value	.C, question should be skipped	.C, question should be skipped	.N, valid skip	F
14	2: never or -5: don't know	2: quit, -5: don't know, or multiple response	Missing response	Marked or multiple response	Stands as original value	.C, question should be skipped	.N, valid skip	.C, question should be skipped	F
15	2: never or -5: don't know	2: quit, -5: don't know, or multiple response	Missing response	Missing response	Stands as original value	.C, question should be skipped	.N, valid skip	.N, valid skip	F
16	2: never or -5: don't know	Missing response	Marked or multiple response	Marked or multiple response	Stands as original value	.N, valid skip	.C, question should be skipped	.C, question should be skipped	F
17	2: never or -5: don't know	Missing response	Marked or multiple response	Missing response	Stands as original value	.N, valid skip	.C, question should be skipped	.N, valid skip	F
18	2: never or -5: don't know	Missing response	Missing response	Marked or multiple response	Stands as original value	.N, valid skip	.N, valid skip	.C, question should be skipped	F
19	2: never or -5: don't know	Missing response	Missing response	Missing response	Stands as original value	.N, valid skip	.N, valid skip	.N, valid skip	F
20	Missing or multiple response	2: quit, missing, or multiple response	3: quit <1 year ago	Any value	Stands as original value	.C, question should be skipped	Stands as original value	Stands as original value	F

* Indication of backward coding (B) or forward coding (F).

Coding Table for Note 19 continued:

N19	H03059 Is:	H03060 is:	H03061 is:	H03062 is:	H03059 is coded as:	H03060 is coded as:	H03061 is coded as:	H03062 is coded as:	*
21	Missing or multiple response	2: quit, missing, or multiple response	2: quit >1 year ago	Marked or multiple response	1: ever smoked	Stands as original value	Stands as original value	.C, question should be skipped	B F
22	Missing or multiple response	2: quit, missing, or multiple response	2: quit >1 year ago	Missing response	Stands as original value	.C, question should be skipped	Stands as original value	.N, valid skip	F
23	Missing or multiple response	2: quit, missing, or multiple response	-5: don't know	Missing response	Stands as original value	Stands as original value	Stands as original value	.N, valid skip	
24	Missing or multiple response	2: quit, missing, or multiple response	-5: don't know	Marked or multiple response	Stands as original value	Stands as original value	Stands as original value	.C, question should be skipped	F
25	Missing or multiple response	2: quit, missing, or multiple response	Missing or multiple response	2-5: some visits	1: ever smoked	Stands as original value	Stands as original value	Stands as original value	B
26	Missing or multiple response	2: quit, missing, or multiple response	Missing or multiple response	1: none, missing, or multiple response	Stands as original value	Stands as original value	Stands as original value	Stands as original value	
27	Missing or multiple response	-5: don't know	Marked or multiple response	Marked or multiple response	Stands as original value	Stands as original value	.C, question should be skipped	.C, question should be skipped	F
28	Missing or multiple response	-5: don't know	Marked or multiple response	Missing response	Stands as original value	Stands as original value	.C, question should be skipped	.N, valid skip	F
29	Missing or multiple response	-5: don't know	Missing response	Missing response	Stands as original value	Stands as original value	.N, valid skip	.N, valid skip	
30	Missing or multiple response	-5: don't know	Missing response	Marked or multiple response	Stands as original value	Stands as original value	.N, valid skip	.C, question should be skipped	F

* Indication of backward coding (B) or forward coding (F).

Coding Table for Note 20:

**Note 20 (Part A):
H03069, H03070, H03071**

N20 A	H03069 is:	H03070 is:	H03071 is:	H03069 is coded as:	H03070 is coded as:	H03071 is coded as:	*
1	1: Yes, currently pregnant	Missing	Marked, or multiple response	2: No, but have been in past year	.N, valid skip	Stands as original value	F
2	1: Yes, currently pregnant	Any response	Missing	Stands as original value	Stands as original value	Stands as original value	
3	1: Yes, currently pregnant	Marked, multiple response	Any response	Stands as original value	Stands as original value	Stands as original value	
4	2, 3, Missing, Multiple	Any response	Any response	Stands as original value	Stands as original value	Stands as original value	

* Indication of backward coding (B) or forward coding (F).

Note 20(Part B):

H03063, SEX, XSEXA, H03064-H03071, S03O01-S03O06

N20B H03063: SEX is: H03064 is: H03065--H03071, S03O01-S03O06 are: XSEXA is coded as:

1	Missing or multiple response	F	Marked	Any marked	2, female
2	Missing or multiple response	F	Missing or multiple response	All missing or multiple response	2, female
3	Missing or multiple response	M	Marked	Any marked	1, male
4	Missing or multiple response	M	Missing or multiple response	All missing or multiple response	1, male
5	Missing or multiple response	Any value	Marked	All missing or multiple response	1, male
6	Missing or multiple response	Any value	Missing or multiple response	Any marked	2, female
7	Missing or multiple response	Z	Marked	Any marked	., missing value
8	Missing or multiple response	Z	Missing or multiple response	All missing or multiple response	., missing value
9	1, male	Any value	Marked	All missing or multiple response	1, male
10	1, male	F	Missing or multiple response	Any marked	2, female
11	1, male	M or Z	Missing or multiple response	Any marked	1, male
12	1, male	Any value	Marked	Any marked	1, male
13	1, male	Any value	Missing or multiple response	All missing or multiple response	1, male
14	2, female	Any value	Missing or multiple response	Any marked	2, female
15	2, female	M	Marked	All missing or multiple response	1, male
16	2, female	F or Z	Marked	All missing or multiple response	2, female
17	2, female	Any value	Marked	Any marked	2, female
18	2, female	Any value	Missing or multiple response	All missing or multiple response	2, female

SEX is the gender from the DEERS file. This variable is not used to override questionnaire responses, but to clear up any omissions or discrepancies in the responses.

XSEXA is the recoded gender variable after taking into account the self-reported response (H03063), any responses to gender-specific questions, and the gender of the sample beneficiary from DEERS.

**Note 20 (Part C):
XSEXA, H03064**

N20C	XSEXA is:	H03064 is:	H03064 is coded as:	*
1	1: Male	Marked, missing, or multiple response	Stands as original value	
2	2: Female	Marked or multiple response	.C, question should be skipped	F
3	2: Female	Missing response	.N, valid skip	F
4	Missing	Any response	Missing value	F

* Indication of backward coding (B) or forward coding (F).

**Note 20 (Part D):
XSEXA, H03065 - H03071, S03O01-S03O06**

N20D	XSEXA is:	H03065--H03071, S03O01-S03O06 are:	H03065 --H03071, S03O01-S03O06 are coded as:	*
1	1: Male	“All are blank”	.N, valid skip	F
2	1: Male	At least one is “marked”	.N, valid skip if missing; .C, question should be skipped if marked	F
3	2: Female	“All are blank” or at least one is “marked”	Stands as original value	
4	Missing	“All are blank” or at least one is “marked”	Missing value	F

* Indication of backward coding (B) or forward coding (F).

Definition of “all are blank” in Coding Table for Note 20c:
All variables H03065--H03071, S03O01-S03O06 are missing.

Definition of “marked” in Coding Table for Note 20c:
Any pattern of marks outside the definition “all are blank.”

Coding Table for Note 21
XSEXA, AGE, H03066, H03067, H03068

N21	XSEXA is:	AGE is:	H03066 is:	H03067 & H03068 are:	H03066 is coded as:	H03067 & H03068 are coded as:	*
1	1: Male	Any value	.C, question should be skipped, or .N, valid skip	C, question should be skipped, or .N, valid skip	Stands as original value	Stands as original value	
2	2: Female	Any value	2: 40 or over	Marked, missing, or multiple response	Stands as original value	Stand as original value	
3	2: Female	Any value	1: under 40	Marked, missing or multiple response	Stands as original value	.N, valid skip if missing; .C, question should be skipped if marked	F
4	2: Female	Any value	Multiple response	Marked or multiple response	2: > 40	Stand as original value	
5	2: Female	Any value	Multiple response	Missing	1: < 40	.N, valid skip	BF
6	2: Female	Any value	Missing	Marked or multiple response	2: > 40	Stand as original value	B
7	2: Female	< 40	Missing	Missing	1: < 40	.N, valid skip	F
8	2: Female	>=40	Missing	Missing	1: < 40	.N, valid skip	B
9	2: Female	Missing	Missing	Missing	Stands as original value	Stand as original value	
10	Missing	Any value	Missing	Missing	Stands as original value	Stand as original value	

* Indication of backward coding (B) or forward coding (F).

**Coding Table for Note 22:
XSEXA, H03069, H03070, H03071, S03O01-S03O06**

N22	XSEXA is:	H03069 is:	H03070 is:	H03071, S03O01-S03O06 are:	H03069 is coded as:	H03070 is coded as:	H03071, S03O01-S03O06 are coded as:	*
1	1: Male	.C, question should be skipped, or .N, valid skip	.C, question should be skipped, or .N, valid skip	.C, question should be skipped, or .N, valid skip	Stands as original value	Stands as original value	Stands as original value	
2	2: Female	1: pregnant now	Marked, missing, or multiple response	Marked, missing, or multiple response	Stands as original value	Stands as original value	Stands as original value	
3	2: female	2: pregnant in last 12 months	Marked, missing or multiple response	Marked, missing or multiple response	Stands as original value	.N, valid skip if missing; .C, question should be skipped if marked	Stands as original value	F
4	2: Female	3: not pregnant in past 12 months	Marked, missing, or multiple response	Marked, missing, or multiple response	Stands as original value	.N, valid skip if missing; .C, question should be skipped if marked	.N, valid skip if missing; .C, question should be skipped if marked	F
5	2: Female	Missing or multiple response	Marked, or multiple response	Marked, missing or multiple response	1: pregnant now	Stands as original value	Stands as original value	B
6	2: Female	Missing response	Missing response	Marked, missing or multiple response	Stands as original value	Stands as original value	Stands as original value	
7	2: Female	Multiple response	Missing response	Marked, missing or multiple response	3: not pregnant in past 12 months	.N, valid skip	.N, valid skip if missing; .C, question should be skipped if marked	B F
8	Missing	Missing or multiple response	Marked, missing or multiple response	Marked, missing or multiple response	Stands as original value	Stands as original value	Stands as original value	

* Indication of backward coding (B) or forward coding (F).

CODING SCHEME AND CODING TABLES – QUARTER II

2003 HEALTH CARE SURVEY OF DOD BENEFICIARIES (HCSDB) CODING SCHEME AND CODING TABLES

BASIC SAS AND ASCII/EBCDIC MISSING DATA AND NOT APPLICABLE CODES

<u>SAS</u>	<u>ASCII/EBCDIC</u>	
Numeric	Numeric	Description
.	-9	No response
.A	-8	Multiple response error
.O	-7	Out of range error
.N	-6	Not Applicable or valid skip
.D	-5	Scalable response of “Don’t know” or “not sure”
.I	-4	Incomplete grid error
.C	-1	Question should have been skipped.

Missing values ‘.’, multiple responses ‘.A’, and incomplete grids ‘.I’ are encoded prior to implementation of the Coding Scheme Notes (see below).

**Coding Table for Note 1:
H03006, H03007**

N1	H03006 is:	H03007 is:	H03006 is coded as:	H03007 is coded as:	*
1	1-11, health plan, -5, not sure	Marked, missing, or multiple response	Stands as original value	Stands as original value	
2	-6, no usage in past 12 months	Marked or multiple response	Stands as original value	.C, question should be skipped	F
3	-6, no usage in past 12 months	Missing response	Stands as original value	.N, valid skip	F
4	Missing response	Marked, missing, or multiple response	Stands as original value	Stands as original value	
5	Multiple response	Marked or multiple response	Stands as original value	Stands as original value	
6	Multiple response	Missing response	-6: Did not use any health plan in the last 12 months	.N, valid skip	B

* Indication of backward coding (B) or forward coding (F).

**Coding Table for Note 2:
H03008, H03009**

N2	H03008 is:	H03009 is:	H03008 is coded as:	H03009 is coded as:	*
1	1: yes	1-3, missing, or multiple response	Stands as original value	Stands as original value	
2	1: yes, missing, or multiple response	-6: didn't get a new doctor	2: No	.C question should be skipped	B F
3	2: no, missing, or multiple response	1- 3, multiple response	1: yes	Stands as original value	B
4	2: no	Missing, or -6: didn't get a new doctor	Stands as original value	.N, valid skip if missing, .C, question should be skipped if marked	F
5	Missing response	Missing response	Stands as original value	Stands as original value	
6	Multiple response	Missing response	2: no	.N, valid skip	B

* Indication of backward coding (B) or forward coding (F).

**Coding Table for Note 3:
H03010, S03C01-S03C04, H03011**

N3	H03010 is:	S03C01-S03C04, H03011 is:	H03010 is coded as:	S03C01-S03C04, H03011 is coded as:	*
1	1: yes	At least one is “marked” or “all are blank”	Stands as original value	Stand as original value	
2	1: yes, missing, or multiple response	“Blank or no or NA”	2: no	.N, valid skip if missing; .C, question should be skipped if marked	B F
3	2: no, missing, or multiple response	At least one is “marked”	1: yes	Stands as original value	B
4	2: no	“Blank or NA” or “all are blank”	Stands as original value	.N, valid skip if missing; .C, question should be skipped if marked	F
5	Missing response	“All are blank”	Stands as original value	Stand as original value	
6	Multiple response	“All are blank”	2: no	.N, valid skip	B

* Indication of backward coding (B) or forward coding (F).

Definition of “all are blank” in Coding Table for Note 3:
Responses to S03C01-S03C04 and H03011 are all missing.

Definition of “blank or no or NA” in Coding Table for Note 3:
All of the following are true: S03C03 is either ‘2’ or missing, S03C01, S03C02, S03C04, and H03011 are a combination of not applicable (-6) or missing.

Definition of “marked” in Coding Table for Note 3:
Any pattern of marks outside the definitions “all are blank” and “blank or NA”

**Coding Table for Note 3A:
S03C03, S03C04**

N3A	S03C03 is:	S03C04 is:	S03C03 is coded as:	S03C04 is coded as:	*
1	.N, valid skip, or .C, question should be skipped	.N, valid skip, or .C, question should be skipped	Stands as original value	Stands as original value	
2	1: yes	1, 2, missing, or multiple response	Stands as original value	Stands as original value	
3	1: yes, missing, or multiple response	-6: don't have health problems or don't have personal doctor or nurse	2: No	.C, question should be skipped	B
4	2: no, missing, or multiple response	1, 2, multiple	1: yes	Stands as original value	B
5	2: no	Missing, or -6: don't have health problems or don't have personal doctor or nurse	Stands as original value	.N, valid skip if missing, .C, question should be skipped if marked	F
6	Missing response	Missing response	Stands as original value	Stands as original value	
7	Multiple response	Missing response	2: no	.N, valid skip	B

* Indication of backward coding (B) or forward coding (F).

**Coding Table for Note 4:
H03012, H03013**

N4	H03012 is:	H03013 is:	H03012 is coded as:	H03013 is coded as:	*
1	1: yes	1, 2, 3, missing, or multiple response	Stands as original value	Stands as original value	
2	1: yes, missing, or multiple response	-6: didn't need to see a specialist	2: No	.C question should be skipped	B
3	2: no, missing, or multiple response	1, 2, 3, multiple response	1: yes	Stands as original value	B
4	2: no	Missing, or -6: didn't need to see a specialist	Stands as original value	.N, valid skip if missing, .C, question should be skipped if marked	F
5	Missing response	Missing response	Stands as original value	Stands as original value	
6	Multiple response	Missing response	2: no	.N, valid skip	B

* Indication of backward coding (B) or forward coding (F).

**Coding Table for Note 5:
H03014, S03C05, H03015, H03016**

N5	H03014 is:	S03C05, H03015, H03016 Are:	H03014 is coded as:	S03C05, H03015, H03016 Are coded as:	*
1	1: yes	“All are blank” or at least one is “marked”	Stands as original value	Stand as original value	
2	1: yes, missing, or multiple response	“Blank or NA”	2:no	.N, valid skip if missing; .C, question should be skipped if marked	BF
3	2: no, missing, or multiple response	At least one is “marked”	1: yes	Stand as original value	B
4	2: no	“All are blank” or “blank or NA”	Stands as original value	.N, valid skip if missing, .C, question should be skipped if marked	F
5	Missing response	“All are blank”	Stands as original value	Stand as original value	
6	Multiple response	“All are blank”	2: no	.N, valid skip	B

* Indication of backward coding (B) or forward coding (F).

Definition of “all are blank” in Coding Table for Note 5:
S03C05, H03015 and H03016 are both missing.

Definition of “blank or NA” in Coding Table for Note 5:
S03C05, H03015 and H03016 are either not applicable (-6), or a combination of not applicable (-6) and missing.

Definition of “marked” in Coding Table for Note 5:
Any pattern of marks outside the definitions “all are blank” and “blank or NA.”

**Coding Table for Note 5A:
S03C05, H03015 & H03016**

N5A	S03C05 is:	H03015 & H03016 are:	S03C05 is coded as:	H03015 & H03016 are coded as:	*
1	.N, valid skip, or .C, question should be skipped	.N, valid skip, or .C, question should be skipped	Stands as original value	Stand as original value	
2	-6: None	“All are blank” or “blank or NA”	Stands as original value	.N, valid skip if missing, .C, question should be skipped if marked	F
3	-6: None, missing, or multiple response	At least one is “marked”	Stands as original value	Stand as original value	
4	1-6, missing, or multiple response	“Blank or NA”	-6: None	.N, valid skip if missing, .C, question should be skipped if marked	B
5	1-6	At least one is “marked” or “All are blank”	Stands as original value	Stand as original value	
6	Missing response	“All are blank”	Stands as original value	Stand as original value	
7	Multiple response	“All are blank”	-6:None	.N, valid skip	B

* Indication of backward coding (B) or forward coding (F).

Definition of “all are blank” in Coding Table for Note 5A:
Both H03015 and H03016 are missing.

Definition of “blank or NA” in Coding Table for Note 5A:
Responses to questions H03015 and H03016 are either both not applicable (-6), or a combination of not applicable (-6) and missing.

Definition of “marked” in Coding Table for Note 5A:
Any pattern of marks outside the definitions “all are blank” and “blank or NA.”

**Coding Table for Note 6:
H03017, H03018**

N6	H03017 is:	H03018 is:	H03017 is coded as:	H03018 is coded as:	*
1	1: yes	1-4: how often, missing, or multiple response	Stands as original value	Stands as original value	
2	1: yes, missing, or multiple response	-6: no calls	2: no	.C, question should be skipped	B F
3	2: no, missing or multiple response	1-4: how often, multiple response	1: yes	Stands as original value	B
4	2: no	-6: no calls or missing	Stands as original value	.N, valid skip if missing; .C, question should be skipped if marked	F
5	Missing response	Missing response	Stands as original value	Stands as original value	
6	Multiple response	Missing response	2: no	.N, valid skip	B

* Indication of backward coding (B) or forward coding (F).

**Coding Table for Note 7:
H03019, H03020, H03021**

N7	H03019 is:	H03020 & H03021 are:	H03019 is coded as:	H03020 & H03021 are coded as:	*
1	1: yes	“All are blank” or at least one is “marked”	Stands as original value	Stand as original value	
2	1: yes, missing, or multiple response	“Blank or NA”	2:no	.N, valid skip if missing; .C, question should be skipped if marked	B F
3	2: no, missing, or multiple response	At least one is “marked”	1: yes	Stand as original value	B
4	2: no	“All are blank” or “blank or NA”	Stands as original value	.N, valid skip if missing, .C, question should be skipped if marked	F
5	Missing response	“All are blank”	Stands as original value	Stand as original value	
6	Multiple response	“All are blank”	2: no	.N, valid skip	B

* Indication of backward coding (B) or forward coding (F).

Definition of “all are blank” in Coding Table for Note 7:
Responses to H03020 and H03021 are both missing.

Definition of “blank or NA” in Coding Table for Note 7:
Responses to H03020 and H03021 are either all not applicable (-6) or a combination of not applicable (-6) and missing.

Definition of “marked” in Coding Table for Note 7:
Any pattern of marks outside the definitions “all are blank” and “blank or NA”

**Coding Table for Note 8:
H03022, H03023, H03024**

N8	H03022 is:	H03023 & H03024 are:	H03022 is coded as:	H03023 & H03024 are coded as:	*
1	1: yes	“All are blank” or at least one is “marked”	Stands as original value	Stand as original value	
2	1: yes, missing, or multiple response	“Blank or NA”	2:no	.N, valid skip if missing; .C, question should be skipped if marked	B F
3	2: no, missing, or multiple response	At least one is “marked”	1: yes	Stand as original value	B
4	2: no	“All are blank” or “blank or NA”	Stands as original value	.N, valid skip if missing, .C, question should be skipped if marked	F
5	Missing response	“All are blank”	Stands as original value	Stand as original value	
6	Multiple response	“All are blank”	2: no	.N, valid skip	B

* Indication of backward coding (B) or forward coding (F).

Definition of “all are blank” in Coding Table for Note 8:
Responses to H03023 and H03024 are both missing.

Definition of “blank or NA” in Coding Table for Note 8:
Responses to H03023 and H03024 are either all not applicable (-6) or a combination of not applicable (-6) and missing.

Definition of “marked” in Coding Table for Note 8:
Any pattern of marks outside the definitions “all are blank” and “blank or NA”

**Coding Table for Note 9:
H03026, H03027-H03036, S03C06-S03C08**

N9	H03026 is:	H03027- H03036, S03C06-S03C08 are:	H03026 is coded as:	H03027- H03036, S03C06- S03C08 are coded as:	*
1	1: None	At least one is “marked”, “All are blank”, or “blank or NA”	Stands as original value	.N, valid skip if missing, .C, question should be skipped if marked	F
2	2-7, missing, or multiple response	“Blank or NA”	1: None	.N, valid skip if missing; .C, question should be skipped if marked	B
3	2-7	At least one is “marked” or “all are blank”	Stands as original value	Stand as original value	
4	Missing response	“All are blank”	Stands as original value	Stand as original value	
5	Multiple response	“All are blank”	1: None	.N, valid skip	B
6	Missing or Multiple Response	At least one is “Marked”	Stands as original value	Stand as original value	

* Indication of backward coding (B) or forward coding (F).

Definition of “all are blank” in Coding Table for Note 9:

Responses to H03027-H03036, S03C06-S03C08 are all missing.

Definition of “Blank or NA” in Coding Table for Note 9:

Responses to H03027-H03036, S03C06-S03C08 are either all not applicable (-6) or a combination of missing response and not applicable (-6)

Definition of “marked” in Coding Table for Note 9:

Any pattern of marks outside the definitions “all are blank” and “Blank or NA.”

**Coding Table for Note 9A:
S03C06, S03C07, S03C08**

N9A	S03C06 is:	S03C07 & S03C08 are:	S03C06 is coded as:	S03C07 & S03C08 are coded as:	*
1	.N, valid skip .C, question should be skipped	.N, valid skip .C, question should be skipped	Stands as original value	Stand as original value	
2	1: yes	At least one is “marked” or “all are blank”	Stands as original value	Stand as original value	
3	1: yes, missing, or multiple response	“Blank or NA”	2: no	.N, valid skip if missing; .C, question should be skipped if marked	B
4	2: no, missing, or multiple response	At least one is “marked”	1: yes	Stand as original value	B
5	2: no	“Blank or NA” or “All are blank”	Stands as original value	.N, valid skip if missing; .C, question should be skipped if marked	F
6	Missing response	“All are blank”	Stands as original value	Stand as original value	
7	Multiple response	“All are blank”	2: no	.N, valid skip	B

* Indication of backward coding (B) or forward coding (F).

Definition of “all are blank” in Coding Table for Note 9A:
Responses to S03C07 and S03C08 are both missing.

Definition of “Blank or NA” in Coding Table for Note 9A:
Responses to S03C07 and S03C08 are either both not applicable (-6) or a combination of missing response and not applicable (-6).

Definition of “marked” in Coding Table for Note 9A:
Any pattern of marks outside the definitions “all are blank” and “Blank or No or NA.”

**Coding Table for Note 9B:
S03C09, S03C10**

N9B	S03C09 is:	S03C10 is:	S03C09 is coded as:	S03C10 is coded as:	*
1	1: yes	1, 2, 3, missing, or multiple response	Stands as original value	Stands as original value	
2	1: yes, missing, or multiple response	-6: didn’t need special medical equipment	2: No	.C, question should be skipped	B
3	2: no, missing, or multiple response	1, 2, 3, multiple	1: yes	Stands as original value	B
4	2: no	Missing, or -6: didn’t need special medical equipment	Stands as original value	.N, valid skip if missing, .C, question should be skipped if marked	F
5	Missing response	Missing response	Stands as original value	Stands as original value	
6	Multiple response	Missing response	2: no	.N, valid skip	

* Indication of backward coding (B) or forward coding (F).

**Coding Table for Note 9C:
S03C11, S03C12**

N9C	S03C11 is:	S03C12 is:	S03C11 is coded as:	S03C12 is coded as:	*
1	1: yes	1, 2, 3, missing, or multiple response	Stands as original value	Stands as original value	
2	1: yes, missing, or multiple response	-6: didn't need special therapy	2: No	.C, question should be skipped	B
3	2: no, missing, or multiple response	1, 2, 3, multiple	1: yes	Stands as original value	B
4	2: no	Missing, or -6: didn't need special therapy	Stands as original value	.N, valid skip if missing, .C, question should be skipped if marked	F
5	Missing response	Missing response	Stands as original value	Stands as original value	
6	Multiple response	Missing response	2: no	.N, valid skip	

* Indication of backward coding (B) or forward coding (F).

**Coding Table for Note 9D:
S03C13, S03C14**

N9D	S03C13 is:	S03C14 is:	S03C13 is coded as:	S03C14 is coded as:	*
1	1: yes	1, 2, 3, missing, or multiple response	Stands as original value	Stands as original value	
2	1: yes, missing, or multiple response	-6: didn't need home healthcare	2: No	.C, question should be skipped	B
3	2: no, missing, or multiple response	1, 2, 3, multiple	1: yes	Stands as original value	B
4	2: no	Missing, or -6: didn't need home healthcare	Stands as original value	.N, valid skip if missing, .C, question should be skipped if marked	F
5	Missing response	Missing response	Stands as original value	Stands as original value	
6	Multiple response	Missing response	2: no	.N, valid skip	B

* Indication of backward coding (B) or forward coding (F).

**Coding Table for Note 13:
S03V01, S03V02, S03V04-S03V07**

N13	S03V01 is:	S03V02, S03V04-S03V07 Are:	S03V01 is coded as:	S03V02, S03V04-S03V07 Are coded as:	*
1	1,2,3,4: some or no healthcare	“All are blank” or at least one is “marked”	Stands as original value	Stand as original value	
2	1,2,3: at least some healthcare, missing, or multiple response	“Blank or NA”	-6: didn’t need healthcare in past 12 months	.N, valid skip if missing; .C, question should be skipped if marked	BF
3	4: no healthcare	“Blank or NA”	Stands as original value	Stands as original value	
4	-6: didn’t need healthcare in past 12 months	At least one is “marked”, “All are blank” or “blank or NA”	Stands as original value	.N, valid skip if missing; .C, question should be skipped if marked	F
5	Missing response	“All are blank”	Stands as original value	Stands as original value	
6	Multiple response	“All are blank”	-6, didn’t need healthcare in past 12 months	.N, valid skip	B
7	Missing or Multiple response	At least one is “marked”	Stands as original value	Stands as original value	

* Indication of backward coding (B) or forward coding (F).

Definition of “all are blank” in Coding Table for Note 13:
S03V02, S03V04-S03V07 are all missing.

Definition of “blank or NA” in Coding Table for Note 13:
S03V02, S03V04-S03V07 are either not applicable (-6), or a combination of not applicable (-6) and missing.

Definition of “marked” in Coding Table for Note 13:
Any pattern of marks outside the definitions “all are blank” and “blank or NA.”

**Coding Table for Note 14:
H03039, H03040-H03042**

N14	H03039 is:	H03040-H03042 are:	H03039 is coded as:	H03040-H03042 are coded as:	*
1	1: yes	At least one is “marked”, “all are blank” or “blank or don’t know”	Stands as original value	Stand as original value	
2	1: yes, -5: don’t know, missing, or multiple response	“Blank or NA”	2: no	.N, valid skip if missing; .C, question should be skipped if marked	B
3	2: no, -5: don’t know, missing, or multiple response	At least one is “marked” or “blank or don’t know”	1: yes	Stand as original value	B
4	2: no, -5: don’t know	“Blank or NA” or “all are blank”	Stands as original value	.N, valid skip if missing; .C, question should be skipped if marked	
5	Missing response	“All are blank”	Stands as original value	Stand as original value	
6	Multiple response	“All are blank”	2: no	.N, valid skip	B

* Indication of backward coding (B) or forward coding (F).

Definition of “all are blank” in Coding Table for Note 14:
Responses to H03040-H03042 are all missing.

Definition of “blank or NA” in Coding Table for Note 14:
Responses to H03040-H03042 are either all not applicable (-6) or a combination of missing and not applicable (-6).

Definition of “blank or don’t know” in Coding Table for Note 14:
Responses to H03040-H03042 are either all don’t know (-5) or a combination of missing and don’t know (-5).

Definition of “marked” in Coding Table for Note 14:
Any pattern of marks outside the definitions “all are blank,” “blank or NA,” or “blank or don’t know.”

**Table for Note 15:
H03043, H03044**

N15	H03043 is:	H03044 is:	H03043 is coded as:	H03044 is coded as:	*
1	1: yes	1, 2, 3, missing, or multiple response	Stands as original value	Stands as original value	
2	1: yes, missing, or multiple response	-6: didn't look for information in health plan	2: No	.C question should be skipped	B
3	2: no, missing, or multiple response	1, 2, 3, multiple response	1: yes	Stands as original value	B
4	2: no	Missing, or -6: didn't look for information in health plan	Stands as original value	.N, valid skip if missing, .C, question should be skipped if marked	F
5	Missing response	Missing response	Stands as original value	Stands as original value	
6	Multiple response	Missing response	2: no	.N, valid skip	B

* Indication of backward coding (B) or forward coding (F).

**Coding Table for Note 16:
H03045, H03046**

N16	H03045 is:	H03046 is:	H03045 is coded as:	H03046 is coded as:	*
1	1: yes	1, 2, 3, missing, or multiple response	Stands as original value	Stands as original value	
2	1: yes, missing, or multiple response	-6: didn't call health plan	2: No	.C question should be skipped	B
3	2: no, missing, or multiple response	1, 2, 3, multiple response	1: yes	Stands as original value	B
4	2: no	Missing, or -6: didn't call health plan	Stands as original value	.N, valid skip if missing, .C, question should be skipped if marked	F
5	Missing response	Missing response	Stands as original value	Stands as original value	
6	Multiple response	Missing response	2: no	.N, valid skip	B

* Indication of backward coding (B) or forward coding (F).

**Coding Table for Note 17:
H03047, H03048, H03049**

N17	H03047 is:	H03048 & H03049 are:	H03047 is coded as:	H03048 & H03049 are coded as:	*
1	1: yes	At least one is “marked” or “all are blank”	Stands as original value	Stand as original value	
2	1: yes, missing, or multiple response	“Blank or NA”	2: no	.N, valid skip if missing; .C, question should be skipped if marked	B F
3	2: no, missing, or multiple response	At least one is “marked”	1: yes	Stand as original value	B
4	2: no	“Blank or NA” or “all are blank”	Stands as original value	.N, valid skip if missing; .C, question should be skipped if marked	F
5	Missing response	“All are blank”	Stands as original value	Stand as original value	
6	Multiple response	“All are blank”	2: no	.N, valid skip	B

* Indication of backward coding (B) or forward coding (F).

Definition of “all are blank” in Coding Table for Note 17:
Responses to H03048 and H03049 are both missing.

Definition of “blank or NA” in Coding Table for Note 17:
Responses to H03048 and H03049 are either all not applicable (-6) or a combination of not applicable (-6) and missing.

Definition of “marked” in Coding Table for Note 17:
Any pattern of marks outside the definitions “all are blank” and “blank or NA”

**Coding Table for Note 18:
H03050, H03051**

N18	H03050 is:	H03051 is:	H03050 is coded as:	H03051 is coded as:	*
1	1: yes	1, 2, 3, missing, or multiple response	Stands as original value	Stands as original value	
2	1: yes, missing, or multiple response	-6: didn’t have any experience	2: No	.C question should be skipped	B
3	2: no, missing, or multiple response	1, 2, 3, multiple response	1: yes	Stands as original value	B
4	2: no	Missing, or -6: didn’t have any experience	Stands as original value	.N, valid skip if missing, .C, question should be skipped if marked	F
5	Missing response	Missing response	Stands as original value	Stands as original value	
6	Multiple response	Missing response	2: no	.N, valid skip	B

* Indication of backward coding (B) or forward coding (F).

**Coding Table for Note 19:
H03059--H03062**

N19	H03059 Is:	H03060 is:	H03061 is:	H03062 is:	H03059 is coded as:	H03060 is coded as:	H03061 is coded as:	H03062 is coded as:	*
1	1: ever smoked	3 or 4: still smoke	Marked or multiple response	Any value	Stands as original value	Stands as original value	.C, question should be skipped	Stands as original value	F
2	1: ever smoked	3 or 4: still smoke	Missing response	Any value	Stands as original value	Stands as original value	.N, valid skip	Stands as original value	F
3	1: ever smoked	2: quit	2: quit >1 year ago or – 5: don't know	Marked or multiple response	Stands as original value	Stands as original value	Stands as original value	.C, question should be skipped	F
4	1: ever smoked	2: quit	2: quit >1 year ago or –5: don't know	Missing response	Stands as original value	Stands as original value	Stands as original value	.N, valid skip	F
5	1: ever smoked	2: quit	3: quit <1 year ago, missing, or multiple response	Any value	Stands as original value	Stands as original value	Stands as original value	Stands as original value	
6	1: ever smoked	-5: don't know, missing, or multiple response	2: quit >1 year ago	Marked or multiple response	Stands as original value	2: quit	Stands as original value	.C, question should be skipped	F B
7	1: ever smoked	-5: don't know, missing, or multiple response	2: quit >1 year ago	Missing response	Stands as original value	2: quit	Stands as original value	.N, valid skip	F B
8	1: ever smoked	-5: don't know, missing, or multiple response	3: quit <1 year ago	Any value	Stands as original value	2: quit	Stands as original value	Stands as original value	B
9	1: ever smoked	-5: don't know, missing, or multiple response	-5: don't know, missing, or multiple response	Any value	Stands as original value	Stands as original value	Stands as original value	Stands as original value	
10	2: never, –5: don't know, missing, or multiple response	3 or 4: still smoke	Marked or multiple response	Any value	1: ever smoked	Stands as original value	.C, question should be skipped	Stands as original value	B F

* Indication of backward coding (B) or forward coding (F).

Coding Table for Note 19 continued:

N19	H03059 Is:	H03060 is:	H03061 is:	H03062 is:	H03059 is coded as:	H03060 is coded as:	H03061 is coded as:	H03062 is coded as:	*
11	2: never, -5: don't know, missing, or multiple response	3 or 4: still smoke	Missing response	Any value	1: ever smoked	Stands as original value	.N, valid skip	Stands as original value	B
12	2: never or -5: don't know	2: quit, -5: don't know, or multiple response	Marked or multiple response	Marked or multiple response	Stands as original value	.C, question should be skipped	.C, question should be skipped	.C, question should be skipped	F
13	2: never or -5: don't know	2: quit, -5: don't know, or multiple response	Marked or multiple response	Missing response	Stands as original value	.C, question should be skipped	.C, question should be skipped	.N, valid skip	F
14	2: never or -5: don't know	2: quit, -5: don't know, or multiple response	Missing response	Marked or multiple response	Stands as original value	.C, question should be skipped	.N, valid skip	.C, question should be skipped	F
15	2: never or -5: don't know	2: quit, -5: don't know, or multiple response	Missing response	Missing response	Stands as original value	.C, question should be skipped	.N, valid skip	.N, valid skip	F
16	2: never or -5: don't know	Missing response	Marked or multiple response	Marked or multiple response	Stands as original value	.N, valid skip	.C, question should be skipped	.C, question should be skipped	F
17	2: never or -5: don't know	Missing response	Marked or multiple response	Missing response	Stands as original value	.N, valid skip	.C, question should be skipped	.N, valid skip	F
18	2: never or -5: don't know	Missing response	Missing response	Marked or multiple response	Stands as original value	.N, valid skip	.N, valid skip	.C, question should be skipped	F
19	2: never or -5: don't know	Missing response	Missing response	Missing response	Stands as original value	.N, valid skip	.N, valid skip	.N, valid skip	F
20	Missing or multiple response	2: quit, missing, or multiple response	3: quit <1 year ago	Any value	Stands as original value	.C, question should be skipped	Stands as original value	Stands as original value	F

* Indication of backward coding (B) or forward coding (F).

Coding Table for Note 19 continued:

N19	H03059 Is:	H03060 is:	H03061 is:	H03062 is:	H03059 is coded as:	H03060 is coded as:	H03061 is coded as:	H03062 is coded as:	*
21	Missing or multiple response	2: quit, missing, or multiple response	2: quit >1 year ago	Marked or multiple response	1: ever smoked	Stands as original value	Stands as original value	.C, question should be skipped	B F
22	Missing or multiple response	2: quit, missing, or multiple response	2: quit >1 year ago	Missing response	Stands as original value	.C, question should be skipped	Stands as original value	.N, valid skip	F
23	Missing or multiple response	2: quit, missing, or multiple response	-5: don't know	Missing response	Stands as original value	Stands as original value	Stands as original value	.N, valid skip	
24	Missing or multiple response	2: quit, missing, or multiple response	-5: don't know	Marked or multiple response	Stands as original value	Stands as original value	Stands as original value	.C, question should be skipped	F
25	Missing or multiple response	2: quit, missing, or multiple response	Missing or multiple response	2-5: some visits	1: ever smoked	Stands as original value	Stands as original value	Stands as original value	B
26	Missing or multiple response	2: quit, missing, or multiple response	Missing or multiple response	1: none, -6: no visits, missing, or multiple response	Stands as original value	Stands as original value	Stands as original value	Stands as original value	
27	Missing or multiple response	-5: don't know	Marked or multiple response	Marked or multiple response	Stands as original value	Stands as original value	.C, question should be skipped	.C, question should be skipped	F
28	Missing or multiple response	-5: don't know	Marked or multiple response	Missing response	Stands as original value	Stands as original value	.C, question should be skipped	.N, valid skip	F
29	Missing or multiple response	-5: don't know	Missing response	Missing response	Stands as original value	Stands as original value	.N, valid skip	.N, valid skip	
30	Missing or multiple response	-5: don't know	Missing response	Marked or multiple response	Stands as original value	Stands as original value	.N, valid skip	.C, question should be skipped	F

* Indication of backward coding (B) or forward coding (F).

Coding Table for Note 20:

Note 20 (Part B):

H03063, SEX, XSEX, H03064-H03071

N20B	H03063:	SEX is:	H03064 is:	H03065--H03071 are:	XSEX is coded as:
1	Missing or multiple response	F	Marked	Any marked	2, female
2	Missing or multiple response	F	Missing or multiple response	All missing or multiple response	2, female
3	Missing or multiple response	M	Marked	Any marked	1, male
4	Missing or multiple response	M	Missing or multiple response	All missing or multiple response	1, male
5	Missing or multiple response	Any value	Marked	All missing or multiple response	1, male
6	Missing or multiple response	Any value	Missing or multiple response	Any marked	2, female
7	Missing or multiple response	Z	Marked	Any marked	., missing value
8	Missing or multiple response	Z	Missing or multiple response	All missing or multiple response	., missing value
9	1, male	Any value	Marked	All missing or multiple response	1, male
10	1, male	F	Missing or multiple response	Any marked	2, female
11	1, male	M or Z	Missing or multiple response	Any marked	1, male
12	1, male	Any value	Marked	Any marked	1, male
13	1, male	Any value	Missing or multiple response	All missing or multiple response	1, male
14	2, female	Any value	Missing or multiple response	Any marked	2, female
15	2, female	M	Marked	All missing or multiple response	1, male
16	2, female	F or Z	Marked	All missing or multiple response	2, female
17	2, female	Any value	Marked	Any marked	2, female
18	2, female	Any value	Missing or multiple response	All missing or multiple response	2, female

SEX is the gender from the DEERS file. This variable is not used to override questionnaire responses, but to clear up any omissions or discrepancies in the responses.

XSEX is the recoded gender variable after taking into account the self-reported response (H03063), any responses to gender-specific questions, and the gender of the sample beneficiary from DEERS.

**Note 20 (Part C):
XSEXA, H03064**

N20C	XSEXA is:	H03064 is:	H03064 is coded as:	*
1	1: Male	Marked, missing, or multiple response	Stands as original value	
2	2: Female	Marked or multiple response	.C, question should be skipped	F
3	2: Female	Missing response	.N, valid skip	F
4	Missing	Any response	Missing value	F

* Indication of backward coding (B) or forward coding (F).

**Note 20 (Part D):
XSEXA, H03065 - H03071**

N20D	XSEXA is:	H03065--H03071 are:	H03065 --H03071 are coded as:	*
1	1: Male	"All are blank"	.N, valid skip	F
2	1: Male	At least one is "marked"	.N, valid skip if missing; .C, question should be skipped if marked	F
3	2: Female	"All are blank" or at least one is "marked"	Stands as original value	
4	Missing	"All are blank" or at least one is "marked"	Missing value	F

* Indication of backward coding (B) or forward coding (F).

Definition of "all are blank" in Coding Table for Note 20d:
All variables H03065--H03071 are missing.

Definition of "marked" in Coding Table for Note 20d:
Any pattern of marks outside the definition "all are blank."

Coding Table for Note 21
XSEXA, AGE, H03066, H03067, H03068

N21	XSEXA is:	AGE is:	H03066 is:	H03067 & H03068 are:	H03066 is coded as:	H03067 & H03068 are coded as:	*
1	1: Male	Any value	.C, question should be skipped, or .N, valid skip	C, question should be skipped, or .N, valid skip	Stands as original value	Stands as original value	
2	2: Female	Any value	2: 40 or over	Marked, missing, or multiple response	Stands as original value	Stand as original value	
3	2: Female	Any value	1: under 40	Marked, missing or multiple response	Stands as original value	.N, valid skip if missing; .C, question should be skipped if marked	F
4	2: Female	Any value	Multiple response	Marked or multiple response	2: > 40	Stand as original value	
5	2: Female	Any value	Multiple response	Missing	1: < 40	.N, valid skip	BF
6	2: Female	Any value	Missing	Marked or multiple response	2: > 40	Stand as original value	B
7	2: Female	< 40	Missing	Missing	1: < 40	.N, valid skip	F
8	2: Female	>=40	Missing	Missing	1: < 40	.N, valid skip	B
9	2: Female	Missing	Missing	Missing	Stands as original value	Stand as original value	
10	Missing	Any value	Missing	Missing	Stands as original value	Stand as original value	

* Indication of backward coding (B) or forward coding (F).

**Coding Table for Note 22:
XSEXA, H03069, H03070, H03071**

N22	XSEXA is:	H03069 is:	H03070 Is:	H03071 are:	H03069 is coded as:	H03070 is coded as:	H03071 are coded as:	*
1	1: Male	.C, question should be skipped, or .N, valid skip	.C, question should be skipped, or .N, valid skip	.C, question should be skipped, or .N, valid skip	Stands as original value	Stands as original value	Stands as original value	
2	2: Female	1: pregnant now	Marked, missing, or multiple response	Marked, missing, or multiple response	Stands as original value	Stands as original value	Stands as original value	
3	2: female	2: pregnant in last 12 months	Marked, missing or multiple response	Marked, missing or multiple response	Stands as original value	.N, valid skip if missing; .C, question should be skipped if marked	Stands as original value	F
4	2: Female	3: not pregnant in past 12 months	Marked, missing, or multiple response	Marked, missing, or multiple response	Stands as original value	.N, valid skip if missing; .C, question should be skipped if marked	.N, valid skip if missing; .C, question should be skipped if marked	F
5	2: Female	Missing or multiple response	Marked, or multiple response	Marked, missing or multiple response	1: pregnant now	Stands as original value	Stands as original value	B
6	2: Female	Missing response	Missing response	Marked, missing or multiple response	Stands as original value	Stands as original value	Stands as original value	
7	2: Female	Multiple response	Missing response	Marked, missing or multiple response	3: not pregnant in past 12 months	.N, valid skip	.N, valid skip if missing; .C, question should be skipped if marked	B F
8	Missing	Missing or multiple response	Marked, missing or multiple response	Marked, missing or multiple response	Stands as original value	Stands as original value	Stands as original value	

* Indication of backward coding (B) or forward coding (F).

**Coding Table for Note 23:
S03C20, S03C21, S03C22**

N23	S03C020 is:	S03C21 & S03C22 are:	S03C20 is coded as:	S03C21 & S03C22 are coded as:	*
1	1: yes	At least one is "marked" or "all are blank"	Stands as original value	Stand as original value	
2	1: yes, missing, or multiple response	"Blank or NA"	2: no	.N, valid skip if missing; .C, question should be skipped if marked	B
3	2: no, missing, or multiple response	At least one is "marked"	1: yes	Stand as original value	B
4	2: no	"Blank or NA" or "All are blank"	Stands as original value	.N, valid skip if missing; .C, question should be skipped if marked	F
5	Missing response	"All are blank"	Stands as original value	Stand as original value	
6	Multiple response	"All are blank"	2: no	.N, valid skip	B

* Indication of backward coding (B) or forward coding (F).

Definition of "all are blank" in Coding Table for Note 23:
Responses to S03C21 and S03C22 are both missing.

Definition of "Blank or NA" in Coding Table for Note 23:
Responses to S03C21 and S03C22 are either both not applicable (-6) or a combination of missing response and not applicable (-6).

Definition of "marked" in Coding Table for Note 23:
Any pattern of marks outside the definitions "all are blank" and "Blank or No or NA."

CODING SCHEME AND CODING TABLES - QUARTER III

2003 HEALTH CARE SURVEY OF DOD BENEFICIARIES (HCSDB) CODING SCHEME AND CODING TABLES

BASIC SAS AND ASCII/EBCDIC MISSING DATA AND NOT APPLICABLE CODES

<u>SAS</u>	<u>ASCII/EBCDIC</u>	
Numeric	Numeric	Description
.	-9	No response
.A	-8	Multiple response error
.O	-7	Out of range error
.N	-6	Not Applicable or valid skip
.D	-5	Scalable response of "Don't know" or "not sure"
.I	-4	Incomplete grid error
.C	-1	Question should have been skipped.

Missing values '.', multiple responses '.A', and incomplete grids '.I' are encoded prior to implementation of the Coding Scheme Notes (see below).

**Coding Table for Note 1:
H03006, H03007**

N1	H03006 is:	H03007 is:	H03006 is coded as:	H03007 is coded as:	*
1	1-11, health plan, -5, not sure	Marked, missing, or multiple response	Stands as original value	Stands as original value	
2	-6, no usage in past 12 months	Marked or multiple response	Stands as original value	.C, question should be skipped	F
3	-6, no usage in past 12 months	Missing response	Stands as original value	.N, valid skip	F
4	Missing response	Marked, missing, or multiple response	Stands as original value	Stands as original value	
5	Multiple response	Marked or multiple response	Stands as original value	Stands as original value	
6	Multiple response	Missing response	-6: Did not use any health plan in the last 12 months	.N, valid skip	B

* Indication of backward coding (B) or forward coding (F).

**Coding Table for Note 2:
H03008, H03009**

N2	H03008 is:	H03009 is:	H03008 is coded as:	H03009 is coded as:	*
1	1: yes	1-3, missing, or multiple response	Stands as original value	Stands as original value	
2	1: yes, missing, or multiple response	-6: didn't get a new doctor	2: No	.C question should be skipped	B F
3	2: no, missing, or multiple response	1- 3, multiple response	1: yes	Stands as original value	B
4	2: no	Missing, or -6: didn't get a new doctor	Stands as original value	.N, valid skip if missing, .C, question should be skipped if marked	F
5	Missing response	Missing response	Stands as original value	Stands as original value	
6	Multiple response	Missing response	2: no	.N, valid skip	B

* Indication of backward coding (B) or forward coding (F).

**Coding Table for Note 3:
H03010, H03011**

N3	H03010 is:	H03011 is:	H03010 is coded as:	H03011 is coded as:	*
1	1: yes	0-10, missing, or multiple response	Stands as original value	Stand as original value	
2	1: yes, missing, or multiple response	-6, I don't have a personal doctor or nurse	2: no	.C, question should be skipped	B F
3	2: no, missing, or multiple response	0-10 or multiple response	1: yes	Stands as original value	B
4	2: no	-6, I don't have a personal doctor or nurse, or missing	Stands as original value	.N, valid skip if missing; .C, question should be skipped if marked	F
5	Missing response	Missing response	Stands as original value	Stands as original value	
6	Multiple response	Missing response	2: no	.N, valid skip	B

* Indication of backward coding (B) or forward coding (F).

**Coding Table for Note 4:
H03012, H03013**

N4	H03012 is:	H03013 is:	H03012 is coded as:	H03013 is coded as:	*
1	1: yes	1, 2, 3, missing, or multiple response	Stands as original value	Stands as original value	
2	1: yes, missing, or multiple response	-6: didn't need to see a specialist	2: No	.C question should be skipped	B
3	2: no, missing, or multiple response	1, 2, 3, multiple response	1: yes	Stands as original value	B
4	2: no	Missing, or -6: didn't need to see a specialist	Stands as original value	.N, valid skip if missing, .C, question should be skipped if marked	F
5	Missing response	Missing response	Stands as original value	Stands as original value	
6	Multiple response	Missing response	2: no	.N, valid skip	B

* Indication of backward coding (B) or forward coding (F).

**Coding Table for Note 5:
H03014, H03015, H03016**

N5	H03014 is:	H03015, H03016 Are:	H03014 is coded as:	H03015, H03016 Are coded as:	*
1	1: yes	“All are blank” or at least one is “marked”	Stands as original value	Stand as original value	
2	1: yes, missing, or multiple response	“Blank or NA”	2: no	.N, valid skip if missing; .C, question should be skipped if marked	BF
3	2: no, missing, or multiple response	At least one is “marked”	1: yes	Stand as original value	B
4	2: no	“All are blank” or “blank or NA”	Stands as original value	.N, valid skip if missing, .C, question should be skipped if marked	F
5	Missing response	“All are blank”	Stands as original value	Stand as original value	
6	Multiple response	“All are blank”	2: no	.N, valid skip	B

* Indication of backward coding (B) or forward coding (F).

Definition of “all are blank” in Coding Table for Note 5:
H03015 and H0316 are both missing.

Definition of “blank or NA” in Coding Table for Note 5:
H03015 and H03016 are either not applicable (-6), or a combination of not applicable (-6) and missing.

Definition of “marked” in Coding Table for Note 5:
Any pattern of marks outside the definitions “all are blank” and “blank or NA.”

**Coding Table for Note 6:
H03017, H03018**

N6	H03017 is:	H03018 is:	H03017 is coded as:	H03018 is coded as:	*
1	1: yes	1-4: how often, missing, or multiple response	Stands as original value	Stands as original value	
2	1: yes, missing, or multiple response	-6: no calls	2: no	.C, question should be skipped	B F
3	2: no, missing or multiple response	1-4: how often, multiple response	1: yes	Stands as original value	B
4	2: no	-6: no calls or missing	Stands as original value	.N, valid skip if missing; .C, question should be skipped if marked	F
5	Missing response	Missing response	Stands as original value	Stands as original value	
6	Multiple response	Missing response	2: no	.N, valid skip	B

* Indication of backward coding (B) or forward coding (F).

**Coding Table for Note 7:
H03019, H03020, H03021**

N7	H03019 is:	H03020 & H03021 are:	H03019 is coded as:	H03020 & H03021 are coded as:	*
1	1: yes	“All are blank” or at least one is “marked”	Stands as original value	Stand as original value	
2	1: yes, missing, or multiple response	“Blank or NA”	2:no	.N, valid skip if missing; .C, question should be skipped if marked	B F
3	2: no, missing, or multiple response	At least one is “marked”	1: yes	Stand as original value	B
4	2: no	“All are blank” or “blank or NA”	Stands as original value	.N, valid skip if missing, .C, question should be skipped if marked	F
5	Missing response	“All are blank”	Stands as original value	Stand as original value	
6	Multiple response	“All are blank”	2: no	.N, valid skip	B

* Indication of backward coding (B) or forward coding (F).

Definition of “all are blank” in Coding Table for Note 7:
Responses to H03020 and H03021 are both missing.

Definition of “blank or NA” in Coding Table for Note 7:
Responses to H03020 and H03021 are either all not applicable (-6) or a combination of not applicable (-6) and missing.

Definition of “marked” in Coding Table for Note 7:
Any pattern of marks outside the definitions “all are blank” and “blank or NA”

**Coding Table for Note 8:
H03022, H03023, H03024**

N8	H03022 is:	H03023 & H03024 are:	H03022 is coded as:	H03023 & H03024 are coded as:	*
1	1: yes	“All are blank” or at least one is “marked”	Stands as original value	Stand as original value	
2	1: yes, missing, or multiple response	“Blank or NA”	2:no	.N, valid skip if missing; .C, question should be skipped if marked	B F
3	2: no, missing, or multiple response	At least one is “marked”	1: yes	Stand as original value	B
4	2: no	“All are blank” or “blank or NA”	Stands as original value	.N, valid skip if missing, .C, question should be skipped if marked	F
5	Missing response	“All are blank”	Stands as original value	Stand as original value	
6	Multiple response	“All are blank”	2: no	.N, valid skip	B

* Indication of backward coding (B) or forward coding (F).

Definition of “all are blank” in Coding Table for Note 8:
Responses to H03023 and H03024 are both missing.

Definition of “blank or NA” in Coding Table for Note 8:
Responses to H03023 and H03024 are either all not applicable (-6) or a combination of not applicable (-6) and missing.

Definition of “marked” in Coding Table for Note 8:
Any pattern of marks outside the definitions “all are blank” and “blank or NA”

**Coding Table for Note 9:
H03026, H03027-H03036**

N9	H03026 is:	H03027- H03036 are:	H03026 is coded as:	H03027- H03036 are coded as:	*
1	1: None	At least one is “marked”, “All are blank”, or “blank or NA”	Stands as original value	.N, valid skip if missing, .C, question should be skipped if marked	F
2	2-7, missing, or multiple response	“Blank or NA”	1: None	.N, valid skip if missing; .C, question should be skipped if marked	B
3	2-7	At least one is “marked” or “all are blank”	Stands as original value	Stand as original value	
4	Missing response	“All are blank”	Stands as original value	Stand as original value	
5	Multiple response	“All are blank”	1: None	.N, valid skip	B
6	Missing or Multiple Response	At least one is “Marked”	Stands as original value	Stand as original value	

* Indication of backward coding (B) or forward coding (F).

Definition of “all are blank” in Coding Table for Note 9:

Responses to H03027-H03036 are all missing.

Definition of “Blank or NA” in Coding Table for Note 9:

Responses to H03027-H03036 are either all not applicable (-6) or a combination of missing response and not applicable (-6)

Definition of “marked” in Coding Table for Note 9:

Any pattern of marks outside the definitions “all are blank” and “Blank or NA.”

**Coding Table for Note 9E:
S03Y01, S03Y02 - S03Y25**

N9E	S03Y01 is:	S03Y02 - S03Y25 are:	S03Y01 is coded as:	S03Y02 - S03Y25 are coded as:	*
1	1: yes	“All are blank” or at least one is “marked”	Stands as original value	Stand as original value	
2	1: yes, missing, or multiple response	“Blank or NA”	2:no	.N, valid skip if missing; .C, question should be skipped if marked	BF
3	2: no, missing, or multiple response	At least one is “marked”	1: yes	Stand as original value	B
4	2: no	“All are blank” or “blank or NA”	Stands as original value	.N, valid skip if missing, .C, question should be skipped if marked	F
5	Missing response	“All are blank”	Stands as original value	Stand as original value	
6	Multiple response	“All are blank”	2: no	.N, valid skip	B

* Indication of backward coding (B) or forward coding (F).

Definition of “all are blank” in Coding Table for Note 9E:
Responses to S03Y02-S03Y25 are both missing.

Definition of “blank or NA” in Coding Table for Note 9E:
Responses to S03Y02-S03Y25 are either all not applicable (-6) or a combination of not applicable (-6) and missing.

Definition of “marked” in Coding Table for Note 9E:
Any pattern of marks outside the definitions “all are blank” and “blank or NA”

**Coding Table for Note 9F:
S03Y03, S03Y04, S03Y05- S03Y07**

N9F	S03Y03 is:	S03Y04 is:	S03Y05 - S03Y07 are:	S03Y03 is coded as:	S03Y04 is coded as:	S03Y05 - S03Y07 are coded as:	*
1	.N, valid skip or .C, question should not have been answered	.N, valid skip or .C, question should not have been answered	.N, valid skip or .C, question should not have been answered	Stands as original value	Stands as original value	Stands as original value	
2	1, 3: yes, new prescription (only or and refills)	Marked, missing, or multiple response	Marked, missing or multiple response	Stands as original value	Stand as original value	Stand as original value	
3	2: yes, refills only	Marked, missing, or multiple response	Marked, missing or multiple response	Stands as original value	.N, valid skip if missing; .C, question should be skipped if marked	Stands as original value	F
4	4: no	Marked, missing, or multiple response	Marked, missing or multiple response	Stands as original value	.N, valid skip if missing; .C, question should be skipped if marked	.N, valid skip if missing; .C, question should be skipped if marked	F
5	Missing or multiple response	Marked, or multiple response	Marked, missing or multiple response	3: Yes, both new prescriptions and refills	Stand as original value	Stand as original value	B
6	Missing or multiple response	Missing response	Marked, missing or multiple response	Stands as original value	Stand as original value	Stand as original value	

* Indication of backward coding (B) or forward coding (F).

Definition of “all are blank” in Coding Table for Note 9F:

Responses to S03Y04-S03Y07 are all missing.

Definition of “Blank or NA” in Coding Table for Note 9F:

Responses to S03Y04-S03Y07 are either all not applicable (-6) or a combination of missing response and not applicable (-6)

Definition of “marked” in Coding Table for Note 9F:

Any pattern of marks outside the definitions “all are blank” and “Blank or NA.”

**Coding Table for Note 9G:
S03Y09, S03Y10, S03Y11-S03Y14**

N9G	S03Y09 is:	S03Y10 is:	S03Y11 - S03Y14 are:	S03Y09 is coded as:	S03Y10 is coded as:	S03Y11 - S03Y14 are coded as:	*
1	.N, valid skip or .C, question should not have been answered	.N, valid skip or .C, question should not have been answered	.N, valid skip or .C, question should not have been answered	Stands as original value	Stands as original value	Stands as original value	
2	1, 3: yes, new prescription (only or and refills)	Marked, missing, or multiple response	Marked, missing or multiple response	Stands as original value	Stand as original value	Stand as original value	
3	2: yes, refills only	Marked, missing, or multiple response	Marked, missing or multiple response	Stands as original value	.N, valid skip if missing; .C, question should be skipped if marked	Stands as original value	F
4	4: no	Marked, missing, or multiple response	Marked, missing or multiple response	Stands as original value	.N, valid skip if missing; .C, question should be skipped if marked	.N, valid skip if missing; .C, question should be skipped if marked	F
5	Missing or multiple response	Marked, or multiple response	Marked, missing or multiple response	3: Yes, both new prescriptions and refills	Stand as original value	Stand as original value	B
6	Missing or multiple response	Missing response	Marked, missing or multiple response	Stands as original value	Stand as original value	Stand as original value	

* Indication of backward coding (B) or forward coding (F).

Definition of “all are blank” in Coding Table for Note 9G:

Responses to S03Y10-S03Y14 are all missing.

Definition of “Blank or NA” in Coding Table for Note 9G:

Responses to S03Y10-S03Y14 are either all not applicable (-6) or a combination of missing response and not applicable (-6)

Definition of “marked” in Coding Table for Note 9G:

Any pattern of marks outside the definitions “all are blank” and “Blank or NA.”

**Coding Table for Note 9H:
S03Y12, S03Y13A-S03Y13H**

N9H	S03Y12 is:	S03Y13A-S03Y13H Are:	S03Y12 is coded as:	S03Y13A-S03Y13H Are coded as:	*
1	.N, valid skip or .C, question should not have been answered	.N, valid skip or .C, question should not have been answered	Stands as original value	Stands as original value	
2	1: yes	“All are blank” or at least one is “marked”	Stands as original value	Stand as original value	
3	1: yes, missing, or multiple response	“Blank or NA”	2:no	.N, valid skip if missing; .C, question should be skipped if marked	BF
4	2: no, missing, or multiple response	At least one is “marked”	1: yes	Stand as original value	B
5	2: no	“All are blank” or “blank or NA”	Stands as original value	.N, valid skip if missing, .C, question should be skipped if marked	F
6	Missing response	“All are blank”	Stands as original value	Stand as original value	
7	Multiple response	“All are blank”	2: no	.N, valid skip	B

* Indication of backward coding (B) or forward coding (F).

Definition of “all are blank” in Coding Table for Note 9H:
S03Y13A-S03Y13H are both missing.

Definition of “blank or NA” in Coding Table for Note 9H:
S03Y13A-S03Y13H are either not applicable (-6), or a combination of not applicable (-6) and missing.

Definition of “marked” in Coding Table for Note 9H:
Any pattern of marks outside the definitions “all are blank” and “blank or NA.”

**Coding Table for Note 9I:
S03Y15, S03Y16, S03Y17-S03Y20**

N9I	S03Y15 is:	S03Y16 is:	S03Y17 - S03Y20 are:	S03Y15 is coded as:	S03Y16 is coded as:	S03Y17 - S03Y20 are coded as:	*
1	.N, valid skip or .C, question should not have been answered	.N, valid skip or .C, question should not have been answered	.N, valid skip or .C, question should not have been answered	Stands as original value	Stands as original value	Stands as original value	
2	1, 3: yes, new prescription (only or and refills)	Marked, missing, or multiple response	Marked, missing or multiple response	Stands as original value	Stand as original value	Stand as original value	
3	2: yes, refills only	Marked, missing, or multiple response	Marked, missing or multiple response	Stands as original value	.N, valid skip if missing; .C, question should be skipped if marked	Stands as original value	F
4	4: no	Marked, missing, or multiple response	Marked, missing or multiple response	Stands as original value	.N, valid skip if missing; .C, question should be skipped if marked	.N, valid skip if missing; .C, question should be skipped if marked	F
5	Missing or multiple response	Marked, or multiple response	Marked, missing or multiple response	3: Yes, both new prescriptions and refills	Stand as original value	Stand as original value	B
6	Missing or multiple response	Missing response	Marked, missing or multiple response	Stands as original value	Stand as original value	Stand as original value	

* Indication of backward coding (B) or forward coding (F).

Definition of “all are blank” in Coding Table for Note 9I:

Responses to S03Y16-S03Y20 are all missing.

Definition of “Blank or NA” in Coding Table for Note 9I:

Responses to S03Y16-S03Y20 are either all not applicable (-6) or a combination of missing response and not applicable (-6)

Definition of “marked” in Coding Table for Note 9I:

Any pattern of marks outside the definitions “all are blank” and “Blank or NA.”

**Coding Table for Note 9J:
S03Y17, S03Y18A-S03Y18D**

N9J	S03Y17 is:	S03Y18A-S03Y18D Are:	S03Y17 is coded as:	S03Y18A-S03Y18D Are coded as:	*
1	.N, valid skip or .C, question should not have been answered	.N, valid skip or .C, question should not have been answered	Stands as original value	Stands as original value	
2	1: yes	“All are blank” or at least one is “marked”	Stands as original value	Stand as original value	
3	1: yes, missing, or multiple response	“Blank or NA”	2:no	.N, valid skip if missing; .C, question should be skipped if marked	BF
4	2: no, missing, or multiple response	At least one is “marked”	1: yes	Stand as original value	B
5	2: no	“All are blank” or “blank or NA”	Stands as original value	.N, valid skip if missing, .C, question should be skipped if marked	F
6	Missing response	“All are blank”	Stands as original value	Stand as original value	
7	Multiple response	“All are blank”	2: no	.N, valid skip	B

* Indication of backward coding (B) or forward coding (F).

Definition of “all are blank” in Coding Table for Note 9J:
S03Y18A-S03Y18D are both missing.

Definition of “blank or NA” in Coding Table for Note 9J:
S03Y18A-S03Y18D are either not applicable (-6), or a combination of not applicable (-6) and missing.

Definition of “marked” in Coding Table for Note 9J:
Any pattern of marks outside the definitions “all are blank” and “blank or NA.”

**Coding Table for Note 9K:
S03Y21, S03Y22-S03Y25**

N9K	S03Y21 is:	S03Y22-S03Y25 Are:	S03Y21 is coded as:	S03Y22-S03Y25 Are coded as:	*
1	.N, valid skip or .C, question should not have been answered	.N, valid skip or .C, question should not have been answered	Stands as original value	Stands as original value	
2	1, 2, 3: yes	“All are blank” or at least one is “marked”	Stands as original value	Stand as original value	
3	1, 2, 3: yes, missing, or multiple response	“Blank or NA”	4:no	.N, valid skip if missing; .C, question should be skipped if marked	BF
4	4: no, missing, or multiple response	At least one is “marked”	3: yes, both new prescription and refills	Stand as original value	B
5	4: no	“All are blank” or “blank or NA”	Stands as original value	.N, valid skip if missing, .C, question should be skipped if marked	F
6	Missing response	“All are blank”	Stands as original value	Stand as original value	
7	Multiple response	“All are blank”	4: no	.N, valid skip	B

* Indication of backward coding (B) or forward coding (F).

Definition of “all are blank” in Coding Table for Note 9K:
S03Y22-S03Y25 are both missing.

Definition of “blank or NA” in Coding Table for Note 9K:
S03Y22-S03Y25 are either not applicable (-6), or a combination of not applicable (-6) and missing.

Definition of “marked” in Coding Table for Note 9K:
Any pattern of marks outside the definitions “all are blank” and “blank or NA.”

**Coding Table for Note 9L:
S03Y23, S03Y24**

N9L	S03Y23 is:	S03Y24 is:	S03Y23 is coded as:	S03Y24 is coded as:	*
1	.N, valid skip or .C, question should not have been answered	.N, valid skip or .C, question should not have been answered	Stands as original value	Stands as original value	
2	1: yes	1, 2, 3, missing, or multiple response	Stands as original value	Stands as original value	
3	1: yes, missing, or multiple response	-6: didn't use Express Scripts website	2: No	.C question should be skipped	B
4	2: no, missing, or multiple response	1, 2, 3, multiple response	1: yes	Stands as original value	B
5	2: no	Missing, or -6: didn't use Express Scripts website	Stands as original value	.N, valid skip if missing, .C, question should be skipped if marked	F
6	Missing response	Missing response	Stands as original value	Stands as original value	
7	Multiple response	Missing response	2: no	.N, valid skip	B

* Indication of backward coding (B) or forward coding (F).

**Coding Table for Note 13:
S03V01, S03V02, S03V04-S03V07**

N13	S03V01 is:	S03V02, S03V04-S03V07 Are:	S03V01 is coded as:	S03V02, S03V04-S03V07 Are coded as:	*
1	1,2,3,4: some or no healthcare	“All are blank” or at least one is “marked”	Stands as original value	Stand as original value	
2	1,2,3: at least some healthcare, missing, or multiple response	“Blank or NA”	-6: didn’t need healthcare in past 12 months	.N, valid skip if missing; .C, question should be skipped if marked	BF
3	4: no healthcare	“Blank or NA”	Stands as original value	Stands as original value	
4	-6: didn’t need healthcare in past 12 months	At least one is “marked”, “All are blank” or “blank or NA”	Stands as original value	.N, valid skip if missing; .C, question should be skipped if marked	F
5	Missing response	“All are blank”	Stands as original value	Stands as original value	
6	Multiple response	“All are blank”	-6, didn’t need healthcare in past 12 months	.N, valid skip	B F
7	Missing or Multiple response	At least one is “marked”	Stands as original value	Stands as original value	

* Indication of backward coding (B) or forward coding (F).

Definition of “all are blank” in Coding Table for Note 13:
S03V02, S03V04-S03V07 are all missing.

Definition of “blank or NA” in Coding Table for Note 13:
S03V02, S03V04-S03V07 are either not applicable (-6), or a combination of not applicable (-6) and missing.

Definition of “marked” in Coding Table for Note 13:
Any pattern of marks outside the definitions “all are blank” and “blank or NA.”

**Coding Table for Note 14:
H03039, H03040-H03042**

N14	H03039 is:	H03040-H03042 are:	H03039 is coded as:	H03040-H03042 are coded as:	*
1	1: yes	At least one is “marked”, “all are blank” or “blank or don’t know”	Stands as original value	Stand as original value	
2	1: yes, -5: don’t know, missing, or multiple response	“Blank or NA”	2: no	.N, valid skip if missing; .C, question should be skipped if marked	B
3	2: no, -5: don’t know, missing, or multiple response	At least one is “marked” or “blank or don’t know”	1: yes	Stand as original value	B
4	2: no, -5: don’t know	“Blank or NA” or “all are blank”	Stands as original value	.N, valid skip if missing; .C, question should be skipped if marked	
5	Missing response	“All are blank”	Stands as original value	Stand as original value	
6	Multiple response	“All are blank”	2: no	.N, valid skip	B

* Indication of backward coding (B) or forward coding (F).

Definition of “all are blank” in Coding Table for Note 14:
Responses to H03040-H03042 are all missing.

Definition of “blank or NA” in Coding Table for Note 14:
Responses to H03040-H03042 are either all not applicable (-6) or a combination of missing and not applicable (-6).

Definition of “blank or don’t know” in Coding Table for Note 14:
Responses to H03040-H03042 are either all don’t know (-5) or a combination of missing and don’t know (-5).

Definition of “marked” in Coding Table for Note 14:
Any pattern of marks outside the definitions “all are blank,” “blank or NA,” or “blank or don’t know.”

**Table for Note 15:
H03043, H03044**

N15	H03043 is:	H03044 is:	H03043 is coded as:	H03044 is coded as:	*
1	1: yes	1, 2, 3, missing, or multiple response	Stands as original value	Stands as original value	
2	1: yes, missing, or multiple response	-6: didn't look for information in health plan	2: No	.C question should be skipped	B
3	2: no, missing, or multiple response	1, 2, 3, multiple response	1: yes	Stands as original value	B
4	2: no	Missing, or -6: didn't look for information in health plan	Stands as original value	.N, valid skip if missing, .C, question should be skipped if marked	F
5	Missing response	Missing response	Stands as original value	Stands as original value	
6	Multiple response	Missing response	2: no	.N, valid skip	B

* Indication of backward coding (B) or forward coding (F).

**Coding Table for Note 16:
H03045, H03046**

N16	H03045 is:	H03046 is:	H03045 is coded as:	H03046 is coded as:	*
1	1: yes	1, 2, 3, missing, or multiple response	Stands as original value	Stands as original value	
2	1: yes, missing, or multiple response	-6: didn't call health plan	2: No	.C question should be skipped	B
3	2: no, missing, or multiple response	1, 2, 3, multiple response	1: yes	Stands as original value	B
4	2: no	Missing, or -6: didn't call health plan	Stands as original value	.N, valid skip if missing, .C, question should be skipped if marked	F
5	Missing response	Missing response	Stands as original value	Stands as original value	
6	Multiple response	Missing response	2: no	.N, valid skip	B

* Indication of backward coding (B) or forward coding (F).

**Coding Table for Note 17:
H03047, H03048, H03049**

N17	H03047 is:	H03048 & H03049 are:	H03047 is coded as:	H03048 & H03049 are coded as:	*
1	1: yes	At least one is “marked” or “all are blank”	Stands as original value	Stand as original value	
2	1: yes, missing, or multiple response	“Blank or NA”	2: no	.N, valid skip if missing; .C, question should be skipped if marked	B F
3	2: no, missing, or multiple response	At least one is “marked”	1: yes	Stand as original value	B
4	2: no	“Blank or NA” or “all are blank”	Stands as original value	.N, valid skip if missing; .C, question should be skipped if marked	F
5	Missing response	“All are blank”	Stands as original value	Stand as original value	
6	Multiple response	“All are blank”	2: no	.N, valid skip	B

* Indication of backward coding (B) or forward coding (F).

Definition of “all are blank” in Coding Table for Note 17:
Responses to H03048 and H03049 are both missing.

Definition of “blank or NA” in Coding Table for Note 17:
Responses to H03048 and H03049 are either all not applicable (-6) or a combination of not applicable (-6) and missing.

Definition of “marked” in Coding Table for Note 17:
Any pattern of marks outside the definitions “all are blank” and “blank or NA”

**Coding Table for Note 18:
H03050, H03051**

N18	H03050 is:	H03051 is:	H03050 is coded as:	H03051 is coded as:	*
1	1: yes	1, 2, 3, missing, or multiple response	Stands as original value	Stands as original value	
2	1: yes, missing, or multiple response	-6: didn’t have any experience	2: No	.C question should be skipped	B
3	2: no, missing, or multiple response	1, 2, 3, multiple response	1: yes	Stands as original value	B
4	2: no	Missing, or -6: didn’t have any experience	Stands as original value	.N, valid skip if missing, .C, question should be skipped if marked	F
5	Missing response	Missing response	Stands as original value	Stands as original value	
6	Multiple response	Missing response	2: no	.N, valid skip	B

* Indication of backward coding (B) or forward coding (F).

**Coding Table for Note 19:
H03059--H03062**

N19	H03059 Is:	H03060 is:	H03061 is:	H03062 is:	H03059 is coded as:	H03060 is coded as:	H03061 is coded as:	H03062 is coded as:	*
1	1: ever smoked	3 or 4: still smoke	Marked or multiple response	Any value	Stands as original value	Stands as original value	.C, question should be skipped	Stands as original value	F
2	1: ever smoked	3 or 4: still smoke	Missing response	Any value	Stands as original value	Stands as original value	.N, valid skip	Stands as original value	F
3	1: ever smoked	2: quit	2: quit >1 year ago or – 5: don't know	Marked or multiple response	Stands as original value	Stands as original value	Stands as original value	.C, question should be skipped	F
4	1: ever smoked	2: quit	2: quit >1 year ago or –5: don't know	Missing response	Stands as original value	Stands as original value	Stands as original value	.N, valid skip	F
5	1: ever smoked	2: quit	3: quit <1 year ago, missing, or multiple response	Any value	Stands as original value	Stands as original value	Stands as original value	Stands as original value	
6	1: ever smoked	-5: don't know, missing, or multiple response	2: quit >1 year ago	Marked or multiple response	Stands as original value	2: quit	Stands as original value	.C, question should be skipped	F B
7	1: ever smoked	-5: don't know, missing, or multiple response	2: quit >1 year ago	Missing response	Stands as original value	2: quit	Stands as original value	.N, valid skip	F B
8	1: ever smoked	-5: don't know, missing, or multiple response	3: quit <1 year ago	Any value	Stands as original value	2: quit	Stands as original value	Stands as original value	B
9	1: ever smoked	-5: don't know, missing, or multiple response	-5: don't know, missing, or multiple response	Any value	Stands as original value	Stands as original value	Stands as original value	Stands as original value	
10	2: never, -5: don't know, missing, or multiple response	3 or 4: still smoke	Marked or multiple response	Any value	1: ever smoked	Stands as original value	.C, question should be skipped	Stands as original value	B F

* Indication of backward coding (B) or forward coding (F).

Coding Table for Note 19 continued:

N19	H03059 Is:	H03060 is:	H03061 is:	H03062 is:	H03059 is coded as:	H03060 is coded as:	H03061 is coded as:	H03062 is coded as:	*
11	2: never, -5: don't know, missing, or multiple response	3 or 4: still smoke	Missing response	Any value	1: ever smoked	Stands as original value	.N, valid skip	Stands as original value	B
12	2: never or -5: don't know	2: quit, -5: don't know, or multiple response	Marked or multiple response	Marked or multiple response	Stands as original value	.C, question should be skipped	.C, question should be skipped	.C, question should be skipped	F
13	2: never or -5: don't know	2: quit, -5: don't know, or multiple response	Marked or multiple response	Missing response	Stands as original value	.C, question should be skipped	.C, question should be skipped	.N, valid skip	F
14	2: never or -5: don't know	2: quit, -5: don't know, or multiple response	Missing response	Marked or multiple response	Stands as original value	.C, question should be skipped	.N, valid skip	.C, question should be skipped	F
15	2: never or -5: don't know	2: quit, -5: don't know, or multiple response	Missing response	Missing response	Stands as original value	.C, question should be skipped	.N, valid skip	.N, valid skip	F
16	2: never or -5: don't know	Missing response	Marked or multiple response	Marked or multiple response	Stands as original value	.N, valid skip	.C, question should be skipped	.C, question should be skipped	F
17	2: never or -5: don't know	Missing response	Marked or multiple response	Missing response	Stands as original value	.N, valid skip	.C, question should be skipped	.N, valid skip	F
18	2: never or -5: don't know	Missing response	Missing response	Marked or multiple response	Stands as original value	.N, valid skip	.N, valid skip	.C, question should be skipped	F
19	2: never or -5: don't know	Missing response	Missing response	Missing response	Stands as original value	.N, valid skip	.N, valid skip	.N, valid skip	F
20	Missing or multiple response	2: quit, missing, or multiple response	3: quit <1 year ago	Any value	Stands as original value	.C, question should be skipped	Stands as original value	Stands as original value	F

* Indication of backward coding (B) or forward coding (F).

Coding Table for Note 19 continued:

N19	H03059 Is:	H03060 is:	H03061 is:	H03062 is:	H03059 is coded as:	H03060 is coded as:	H03061 is coded as:	H03062 is coded as:	*
21	Missing or multiple response	2: quit, missing, or multiple response	2: quit >1 year ago	Marked or multiple response	1: ever smoked	Stands as original value	Stands as original value	.C, question should be skipped	B F
22	Missing or multiple response	2: quit, missing, or multiple response	2: quit >1 year ago	Missing response	Stands as original value	.C, question should be skipped	Stands as original value	.N, valid skip	F
23	Missing or multiple response	2: quit, missing, or multiple response	-5: don't know	Missing response	Stands as original value	Stands as original value	Stands as original value	.N, valid skip	
24	Missing or multiple response	2: quit, missing, or multiple response	-5: don't know	Marked or multiple response	Stands as original value	Stands as original value	Stands as original value	.C, question should be skipped	F
25	Missing or multiple response	2: quit, missing, or multiple response	Missing or multiple response	2-5: some visits	1: ever smoked	Stands as original value	Stands as original value	Stands as original value	B
26	Missing or multiple response	2: quit, missing, or multiple response	Missing or multiple response	1: none, -6: no visits, missing, or multiple response	Stands as original value	Stands as original value	Stands as original value	Stands as original value	
27	Missing or multiple response	-5: don't know	Marked or multiple response	Marked or multiple response	Stands as original value	Stands as original value	.C, question should be skipped	.C, question should be skipped	F
28	Missing or multiple response	-5: don't know	Marked or multiple response	Missing response	Stands as original value	Stands as original value	.C, question should be skipped	.N, valid skip	F
29	Missing or multiple response	-5: don't know	Missing response	Missing response	Stands as original value	Stands as original value	.N, valid skip	.N, valid skip	
30	Missing or multiple response	-5: don't know	Missing response	Marked or multiple response	Stands as original value	Stands as original value	.N, valid skip	.C, question should be skipped	F

* Indication of backward coding (B) or forward coding (F).

Coding Table for Note 20:

Note 20 (Part B):

H03063, SEX, XSEX, H03064-H03071

N20B	H03063:	SEX is:	H03064 is:	H03065--H03071 are:	XSEX is coded as:
1	Missing or multiple response	F	Marked	Any marked	2, female
2	Missing or multiple response	F	Missing or multiple response	All missing or multiple response	2, female
3	Missing or multiple response	M	Marked	Any marked	1, male
4	Missing or multiple response	M	Missing or multiple response	All missing or multiple response	1, male
5	Missing or multiple response	Any value	Marked	All missing or multiple response	1, male
6	Missing or multiple response	Any value	Missing or multiple response	Any marked	2, female
7	Missing or multiple response	Z	Marked	Any marked	., missing value
8	Missing or multiple response	Z	Missing or multiple response	All missing or multiple response	., missing value
9	1, male	Any value	Marked	All missing or multiple response	1, male
10	1, male	F	Missing or multiple response	Any marked	2, female
11	1, male	M or Z	Missing or multiple response	Any marked	1, male
12	1, male	Any value	Marked	Any marked	1, male
13	1, male	Any value	Missing or multiple response	All missing or multiple response	1, male
14	2, female	Any value	Missing or multiple response	Any marked	2, female
15	2, female	M	Marked	All missing or multiple response	1, male
16	2, female	F or Z	Marked	All missing or multiple response	2, female
17	2, female	Any value	Marked	Any marked	2, female
18	2, female	Any value	Missing or multiple response	All missing or multiple response	2, female

SEX is the gender from the DEERS file. This variable is not used to override questionnaire responses, but to clear up any omissions or discrepancies in the responses.

XSEX is the recoded gender variable after taking into account the self-reported response (H03063), any responses to gender-specific questions, and the gender of the sample beneficiary from DEERS.

**Note 20 (Part C):
XSEXA, H03064**

N20C	XSEXA is:	H03064 is:	H03064 is coded as:	*
1	1: Male	Marked, missing, or multiple response	Stands as original value	
2	2: Female	Marked or multiple response	.C, question should be skipped	F
3	2: Female	Missing response	.N, valid skip	F
4	Missing	Any response	Missing value	F

* Indication of backward coding (B) or forward coding (F).

**Note 20 (Part D):
XSEXA, H03065 - H03071**

N20D	XSEXA is:	H03065--H03071 are:	H03065 --H03071 are coded as:	*
1	1: Male	"All are blank"	.N, valid skip	F
2	1: Male	At least one is "marked"	.N, valid skip if missing; .C, question should be skipped if marked	F
3	2: Female	"All are blank" or at least one is "marked"	Stands as original value	
4	Missing	"All are blank" or at least one is "marked"	Missing value	F

* Indication of backward coding (B) or forward coding (F).

Definition of "all are blank" in Coding Table for Note 20d:
All variables H03065--H03071 are missing.

Definition of "marked" in Coding Table for Note 20d:
Any pattern of marks outside the definition "all are blank."

Coding Table for Note 21
XSEXA, AGE, H03066, H03067, H03068

N21	XSEXA is:	AGE is:	H03066 is:	H03067 & H03068 are:	H03066 is coded as:	H03067 & H03068 are coded as:	*
1	1: Male	Any value	.C, question should be skipped, or .N, valid skip	C, question should be skipped, or .N, valid skip	Stands as original value	Stands as original value	
2	2: Female	Any value	2: 40 or over	Marked, missing, or multiple response	Stands as original value	Stand as original value	
3	2: Female	Any value	1: under 40	Marked, missing or multiple response	Stands as original value	.N, valid skip if missing; .C, question should be skipped if marked	F
4	2: Female	Any value	Multiple response	Marked or multiple response	2: > 40	Stand as original value	
5	2: Female	Any value	Multiple response	Missing	1: < 40	.N, valid skip	BF
6	2: Female	Any value	Missing	Marked or multiple response	2: > 40	Stand as original value	B
7	2: Female	< 40	Missing	Missing	1: < 40	.N, valid skip	F
8	2: Female	>=40	Missing	Missing	1: < 40	.N, valid skip	B
9	2: Female	Missing	Missing	Missing	Stands as original value	Stand as original value	
10	Missing	Any value	Missing	Missing	Stands as original value	Stand as original value	

* Indication of backward coding (B) or forward coding (F).

**Coding Table for Note 22:
XSEXA, H03069, H03070, H03071**

N22	XSEXA is:	H03069 is:	H03070 Is:	H03071 are:	H03069 is coded as:	H03070 is coded as:	H03071 are coded as:	*
1	1: Male	.C, question should be skipped, or .N, valid skip	.C, question should be skipped, or .N, valid skip	.C, question should be skipped, or .N, valid skip	Stands as original value	Stands as original value	Stands as original value	
2	2: Female	1: pregnant now	Marked, missing, or multiple response	Marked, missing, or multiple response	Stands as original value	Stands as original value	Stands as original value	
3	2: female	2: pregnant in last 12 months	Marked, missing or multiple response	Marked, missing or multiple response	Stands as original value	.N, valid skip if missing; .C, question should be skipped if marked	Stands as original value	F
4	2: Female	3: not pregnant in past 12 months	Marked, missing, or multiple response	Marked, missing, or multiple response	Stands as original value	.N, valid skip if missing; .C, question should be skipped if marked	.N, valid skip if missing; .C, question should be skipped if marked	F
5	2: Female	Missing or multiple response	Marked, or multiple response	Marked, missing or multiple response	1: pregnant now	Stands as original value	Stands as original value	B
6	2: Female	Missing response	Missing response	Marked, missing or multiple response	Stands as original value	Stands as original value	Stands as original value	
7	2: Female	Multiple response	Missing response	Marked, missing or multiple response	3: not pregnant in past 12 months	.N, valid skip	.N, valid skip if missing; .C, question should be skipped if marked	B F
8	Missing	Missing or multiple response	Marked, missing or multiple response	Marked, missing or multiple response	Stands as original value	Stands as original value	Stands as original value	

* Indication of backward coding (B) or forward coding (F).

CODING SCHEME AND CODING TABLES – QUARTER IV

**2003 HEALTH CARE SURVEY OF DOD BENEFICIARIES (HCSDB)
CODING SCHEME AND CODING TABLES**

BASIC SAS AND ASCII/EBCDIC MISSING DATA AND NOT APPLICABLE CODES

<u>SAS</u>	<u>ASCII/EBCDIC</u>	
Numeric	Numeric	Description
.	-9	No response
.A	-8	Multiple response error
.O	-7	Out of range error
.N	-6	Not Applicable or valid skip
.D	-5	Scalable response of “Don’t know” or “not sure”
.I	-4	Incomplete grid error
.C	-1	Question should have been skipped.

Missing values ‘.’, multiple responses ‘.A’, and incomplete grids ‘.I’ are encoded prior to implementation of the Coding Scheme Notes (see below).

**Coding Table for Note 1:
H03006, H03007**

N1	H03006 is:	H03007 is:	H03006 is coded as:	H03007 is coded as:	*
1	1-11, health plan, -5, not sure	Marked, missing, or multiple response	Stands as original value	Stands as original value	
2	-6, no usage in past 12 months	Marked or multiple response	Stands as original value	.C, question should be skipped	F
3	-6, no usage in past 12 months	Missing response	Stands as original value	.N, valid skip	F
4	Missing response	Marked, missing, or multiple response	Stands as original value	Stands as original value	
5	Multiple response	Marked or multiple response	Stands as original value	Stands as original value	
6	Multiple response	Missing response	-6: Did not use any health plan in the last 12 months	.N, valid skip	B F

* Indication of backward coding (B) or forward coding (F).

**Coding Table for Note 2:
H03008, H03009**

N2	H03008 is:	H03009 is:	H03008 is coded as:	H03009 is coded as:	*
1	1: yes	1-3, missing, or multiple response	Stands as original value	Stands as original value	
2	1: yes, missing, or multiple response	-6: didn't get a new doctor	2: No	.C question should be skipped	B F
3	2: no, missing, or multiple response	1- 3, multiple response	1: yes	Stands as original value	B
4	2: no	Missing, or -6: didn't get a new doctor	Stands as original value	.N, valid skip if missing, .C, question should be skipped if marked	F
5	Missing response	Missing response	Stands as original value	Stands as original value	
6	Multiple response	Missing response	2: no	.N, valid skip	B F

* Indication of backward coding (B) or forward coding (F).

**Coding Table for Note 3:
H03010, H03011**

N3	H03010 is:	H03011 is:	H03010 is coded as:	H03011 is coded as:	*
1	1: yes	0-10, missing, or multiple response	Stands as original value	Stand as original value	
2	1: yes, missing, or multiple response	-6, I don't have a personal doctor or nurse	2: no	.C, question should be skipped	B F
3	2: no, missing, or multiple response	0-10 or multiple response	1: yes	Stands as original value	B
4	2: no	-6, I don't have a personal doctor or nurse, or missing	Stands as original value	.N, valid skip if missing; .C, question should be skipped if marked	F
5	Missing response	Missing response	Stands as original value	Stands as original value	
6	Multiple response	Missing response	2: no	.N, valid skip	B F

* Indication of backward coding (B) or forward coding (F).

**Coding Table for Note 4:
H03012, H03013**

N4	H03012 is:	H03013 is:	H03012 is coded as:	H03013 is coded as:	*
1	1: yes	1, 2, 3, missing, or multiple response	Stands as original value	Stands as original value	
2	1: yes, missing, or multiple response	-6: didn't need to see a specialist	2: No	.C question should be skipped	B F
3	2: no, missing, or multiple response	1, 2, 3, multiple response	1: yes	Stands as original value	B
4	2: no	Missing, or -6: didn't need to see a specialist	Stands as original value	.N, valid skip if missing, .C, question should be skipped if marked	F
5	Missing response	Missing response	Stands as original value	Stands as original value	
6	Multiple response	Missing response	2: no	.N, valid skip	B F

* Indication of backward coding (B) or forward coding (F).

**Coding Table for Note 5:
H03014, H03015, H03016**

N5	H03014 is:	H03015, H03016 Are:	H03014 is coded as:	H03015, H03016 Are coded as:	*
1	1: yes	“All are blank” or at least one is “marked”	Stands as original value	Stand as original value	
2	1: yes, missing, or multiple response	“Blank or NA”	2:no	.N, valid skip if missing; .C, question should be skipped if marked	BF
3	2: no, missing, or multiple response	At least one is “marked”	1: yes	Stand as original value	B
4	2: no	“All are blank” or “blank or NA”	Stands as original value	.N, valid skip if missing, .C, question should be skipped if marked	F
5	Missing response	“All are blank”	Stands as original value	Stand as original value	
6	Multiple response	“All are blank”	2: no	.N, valid skip	B F

* Indication of backward coding (B) or forward coding (F).

Definition of “all are blank” in Coding Table for Note 5:
H03015 and H0316 are both missing.

Definition of “blank or NA” in Coding Table for Note 5:
H03015 and H03016 are either not applicable (-6), or a combination of not applicable (-6) and missing.

Definition of “marked” in Coding Table for Note 5:
Any pattern of marks outside the definitions “all are blank” and “blank or NA.”

**Coding Table for Note 6:
H03017, H03018**

N6	H03017 is:	H03018 is:	H03017 is coded as:	H03018 is coded as:	*
1	1: yes	1-4: how often, missing, or multiple response	Stands as original value	Stands as original value	
2	1: yes, missing, or multiple response	-6: no calls	2: no	.C, question should be skipped	B F
3	2: no, missing or multiple response	1-4: how often, multiple response	1: yes	Stands as original value	B
4	2: no	-6: no calls or missing	Stands as original value	.N, valid skip if missing; .C, question should be skipped if marked	F
5	Missing response	Missing response	Stands as original value	Stands as original value	
6	Multiple response	Missing response	2: no	.N, valid skip	B F

* Indication of backward coding (B) or forward coding (F).

**Coding Table for Note 7:
H03019, H03020, H03021**

N7	H03019 is:	H03020 & H03021 are:	H03019 is coded as:	H03020 & H03021 are coded as:	*
1	1: yes	“All are blank” or at least one is “marked”	Stands as original value	Stand as original value	
2	1: yes, missing, or multiple response	“Blank or NA”	2:no	.N, valid skip if missing; .C, question should be skipped if marked	B F
3	2: no, missing, or multiple response	At least one is “marked”	1: yes	Stand as original value	B
4	2: no	“All are blank” or “blank or NA”	Stands as original value	.N, valid skip if missing, .C, question should be skipped if marked	F
5	Missing response	“All are blank”	Stands as original value	Stand as original value	
6	Multiple response	“All are blank”	2: no	.N, valid skip	B F

* Indication of backward coding (B) or forward coding (F).

Definition of “all are blank” in Coding Table for Note 7:
Responses to H03020 and H03021 are both missing.

Definition of “blank or NA” in Coding Table for Note 7:
Responses to H03020 and H03021 are either all not applicable (-6) or a combination of not applicable (-6) and missing.

Definition of “marked” in Coding Table for Note 7:
Any pattern of marks outside the definitions “all are blank” and “blank or NA”

**Coding Table for Note 8:
H03022, H03023, H03024**

N8	H03022 is:	H03023 & H03024 are:	H03022 is coded as:	H03023 & H03024 are coded as:	*
1	1: yes	“All are blank” or at least one is “marked”	Stands as original value	Stand as original value	
2	1: yes, missing, or multiple response	“Blank or NA”	2:no	.N, valid skip if missing; .C, question should be skipped if marked	B F
3	2: no, missing, or multiple response	At least one is “marked”	1: yes	Stand as original value	B
4	2: no	“All are blank” or “blank or NA”	Stands as original value	.N, valid skip if missing, .C, question should be skipped if marked	F
5	Missing response	“All are blank”	Stands as original value	Stand as original value	
6	Multiple response	“All are blank”	2: no	.N, valid skip	B F

* Indication of backward coding (B) or forward coding (F).

Definition of “all are blank” in Coding Table for Note 8:
Responses to H03023 and H03024 are both missing.

Definition of “blank or NA” in Coding Table for Note 8:
Responses to H03023 and H03024 are either all not applicable (-6) or a combination of not applicable (-6) and missing.

Definition of “marked” in Coding Table for Note 8:
Any pattern of marks outside the definitions “all are blank” and “blank or NA”

**Coding Table for Note 9:
H03026, H03027-H03036**

N9	H03026 is:	H03027- H03036 are:	H03026 is coded as:	H03027- H03036 are coded as:	*
1	1: None	At least one is “marked”, “All are blank”, or “blank or NA”	Stands as original value	.N, valid skip if missing, .C, question should be skipped if marked	F
2	2-7, missing, or multiple response	“Blank or NA”	1: None	.N, valid skip if missing; .C, question should be skipped if marked	B F
3	2-7	At least one is “marked” or “all are blank”	Stands as original value	Stand as original value	
4	Missing response	“All are blank”	Stands as original value	Stand as original value	
5	Multiple response	“All are blank”	1: None	.N, valid skip	B F
6	Missing or Multiple Response	At least one is “Marked”	Stands as original value	Stand as original value	

* Indication of backward coding (B) or forward coding (F).

Definition of “all are blank” in Coding Table for Note 9:

Responses to H03027-H03036 are all missing.

Definition of “Blank or NA” in Coding Table for Note 9:

Responses to H03027-H03036 are either all not applicable (-6) or a combination of missing response and not applicable (-6)

Definition of “marked” in Coding Table for Note 9:

Any pattern of marks outside the definitions “all are blank” and “Blank or NA.”

**Coding Table for Note 13:
S03V01, S03V02, S03V04-S03V07**

N13	S03V01 is:	S03V02, S03V04-S03V07 Are:	S03V01 is coded as:	S03V02, S03V04-S03V07 Are coded as:	*
1	1,2,3,4: some or no healthcare	“All are blank” or at least one is “marked”	Stands as original value	Stand as original value	
2	1,2,3: at least some healthcare, missing, or multiple response	“Blank or NA”	-6: didn’t need healthcare in past 12 months	.N, valid skip if missing; .C, question should be skipped if marked	BF
3	4: no healthcare	“Blank or NA”	Stands as original value	Stands as original value	
4	-6: didn’t need healthcare in past 12 months	At least one is “marked”, “All are blank” or “blank or NA”	Stands as original value	.N, valid skip if missing; .C, question should be skipped if marked	F
5	Missing response	“All are blank”	Stands as original value	Stands as original value	
6	Multiple response	“All are blank”	-6, didn’t need healthcare in past 12 months	.N, valid skip	B F
7	Missing or Multiple response	At least one is “marked”	Stands as original value	Stands as original value	

* Indication of backward coding (B) or forward coding (F).

Definition of “all are blank” in Coding Table for Note 13:
S03V02, S03V04-S03V07 are all missing.

Definition of “blank or NA” in Coding Table for Note 13:
S03V02, S03V04-S03V07 are either not applicable (-6), or a combination of not applicable (-6) and missing.

Definition of “marked” in Coding Table for Note 13:
Any pattern of marks outside the definitions “all are blank” and “blank or NA.”

**Coding Table for Note 14:
H03039, H03040-H03042**

N14	H03039 is:	H03040-H03042 are:	H03039 is coded as:	H03040-H03042 are coded as:	*
1	1: yes	At least one is “marked”, “all are blank” or “blank or don’t know”	Stands as original value	Stand as original value	
2	1: yes, -5: don’t know, missing, or multiple response	“Blank or NA”	2: no	.N, valid skip if missing; .C, question should be skipped if marked	B F
3	2: no, -5: don’t know, missing, or multiple response	At least one is “marked” or “blank or don’t know”	1: yes	Stand as original value	B
4	2: no, -5: don’t know	“Blank or NA” or “all are blank”	Stands as original value	.N, valid skip if missing; .C, question should be skipped if marked	F
5	Missing response	“All are blank”	Stands as original value	Stand as original value	
6	Multiple response	“All are blank”	2: no	.N, valid skip	B F

* Indication of backward coding (B) or forward coding (F).

Definition of “all are blank” in Coding Table for Note 14:
Responses to H03040-H03042 are all missing.

Definition of “blank or NA” in Coding Table for Note 14:
Responses to H03040-H03042 are either all not applicable (-6) or a combination of missing and not applicable (-6).

Definition of “blank or don’t know” in Coding Table for Note 14:
Responses to H03040-H03042 are either all don’t know (-5) or a combination of missing and don’t know (-5).

Definition of “marked” in Coding Table for Note 14:
Any pattern of marks outside the definitions “all are blank,” “blank or NA,” or “blank or don’t know.”

**Table for Note 15:
H03043, H03044**

N15	H03043 is:	H03044 is:	H03043 is coded as:	H03044 is coded as:	*
1	1: yes	1, 2, 3, missing, or multiple response	Stands as original value	Stands as original value	
2	1: yes, missing, or multiple response	-6: didn't look for information in health plan	2: No	.C question should be skipped	B F
3	2: no, missing, or multiple response	1, 2, 3, multiple response	1: yes	Stands as original value	B
4	2: no	Missing, or -6: didn't look for information in health plan	Stands as original value	.N, valid skip if missing, .C, question should be skipped if marked	F
5	Missing response	Missing response	Stands as original value	Stands as original value	
6	Multiple response	Missing response	2: no	.N, valid skip	B F

* Indication of backward coding (B) or forward coding (F).

**Coding Table for Note 16:
H03045, H03046**

N16	H03045 is:	H03046 is:	H03045 is coded as:	H03046 is coded as:	*
1	1: yes	1, 2, 3, missing, or multiple response	Stands as original value	Stands as original value	
2	1: yes, missing, or multiple response	-6: didn't call health plan	2: No	.C question should be skipped	B F
3	2: no, missing, or multiple response	1, 2, 3, multiple response	1: yes	Stands as original value	B
4	2: no	Missing, or -6: didn't call health plan	Stands as original value	.N, valid skip if missing, .C, question should be skipped if marked	F
5	Missing response	Missing response	Stands as original value	Stands as original value	
6	Multiple response	Missing response	2: no	.N, valid skip	B F

* Indication of backward coding (B) or forward coding (F).

**Coding Table for Note 17:
H03047, H03048, H03049**

N17	H03047 is:	H03048 & H03049 are:	H03047 is coded as:	H03048 & H03049 are coded as:	*
1	1: yes	At least one is “marked” or “all are blank”	Stands as original value	Stand as original value	
2	1: yes, missing, or multiple response	“Blank or NA”	2: no	.N, valid skip if missing; .C, question should be skipped if marked	B F
3	2: no, missing, or multiple response	At least one is “marked”	1: yes	Stand as original value	B
4	2: no	“Blank or NA” or “all are blank”	Stands as original value	.N, valid skip if missing; .C, question should be skipped if marked	F
5	Missing response	“All are blank”	Stands as original value	Stand as original value	
6	Multiple response	“All are blank”	2: no	.N, valid skip	B F

* Indication of backward coding (B) or forward coding (F).

Definition of “all are blank” in Coding Table for Note 17:
Responses to H03048 and H03049 are both missing.

Definition of “blank or NA” in Coding Table for Note 17:
Responses to H03048 and H03049 are either all not applicable (-6) or a combination of not applicable (-6) and missing.

Definition of “marked” in Coding Table for Note 17:
Any pattern of marks outside the definitions “all are blank” and “blank or NA”

Coding Table for Note 18:
H03050, H03051**

N18	H03050 is:	H03051 is:	H03050 is coded as:	H03051 is coded as:	*
1	1: yes	1, 2, 3, missing, or multiple response	Stands as original value	Stands as original value	
2	1: yes, missing, or multiple response	-6: didn't have any experience	2: No	.C question should be skipped	B F
3	2: no, missing, or multiple response	1, 2, 3, multiple response	Stands as original value	.C question should be skipped	F
4	2: no	Missing, or -6: didn't have any experience	Stands as original value	.N, valid skip if missing, .C, question should be skipped if marked	F
5	Missing response	Missing response	Stands as original value	Stands as original value	
6	Multiple response	Missing response	2: no	.N, valid skip	B F

* Indication of backward coding (B) or forward coding (F).

** In Quarter 4, 2003, the questionnaire was fielded with questions H03050, H03051, H03052, H03053 mistakenly ordered in the following way:

H03051, H03052, H03053, H03050.

As a result, beneficiaries with no paperwork experience in H03050 were directed to indicate that they had no paperwork problems in H03051, contrary to the intent of the questions. Note 18 has been modified to eliminate their responses to H03051.

**Coding Table for Note 18A:
S03G01, S03G02-S03G08, S03G09- S03G14**

N18A S03G01 is:		S03G02-S03G08 is:	S03G09 - S03G14 are:	S03G01 is coded as:	S03G02-S03G08 are coded as:	S03G09 - S03G14 are coded as:	*
1	2: yes, family of reservist	Marked, missing, or multiple response	Marked, missing or multiple response	Stands as original value	Stand as original value	Stand as original value	
2	1: yes, mobilized reservist	Marked, missing, or multiple response	Marked, missing or multiple response	Stands as original value	.N, valid skip if missing; .C, question should be skipped if marked	Stands as original value	F
3	3: no	Marked, missing, or multiple response	Marked, missing or multiple response	Stands as original value	.N, valid skip if missing; .C, question should be skipped if marked	.N, valid skip if missing; .C, question should be skipped if marked	F
4	Missing or multiple response	At least one is "marked"	Marked, missing or multiple response	Stands as original value	Stand as original value	Stand as original value	
5	Missing or multiple response	"All are blank"	Marked, missing or multiple response	Stands as original value	Stand as original value	Stand as original value	

* Indication of backward coding (B) or forward coding (F).

Definition of "all are blank" in Coding Table for Note 18A:
Responses to S03G02-S03G14 are all missing.

Definition of "Blank or NA" in Coding Table for Note 18A:
Responses to S03G02-S03G14 are either all not applicable (-6) or a combination of missing response and not applicable (-6)

Definition of "marked" in Coding Table for Note 18A:
Any pattern of marks outside the definitions "all are blank" and "Blank or NA."

**Coding Table for Note 18B:
S03G02, S03G03**

N18B	S03G02 is:	S03G03 is:	S03G02 is coded as:	S03G04 is coded as:	*
1	.N, valid skip, or .C, question should be skipped	.N, valid skip, or .C, question should be skipped	Stands as original value	Stands as original value	
2	2: yes through reservist	1, 2, missing, or multiple response	Stands as original value	Stands as original value	
3	1: yes through own policy; 3: no, missing, or multiple response	1, 2, Multiple	2: yes through reservist	Stands as original value	B
4	1: yes through own policy; 3: no	Missing	Stands as original value	.N, valid skip if missing	F
5	Missing response	Missing response	Stands as original value	Stands as original value	
6	Multiple response	Missing response	Stands as original value	Stands as original value	

* Indication of backward coding (B) or forward coding (F).

**Coding Table for Note 18C:
S03G04, S03G05-S03G11**

N18C	S03G04 is:	S03G05-S03G11 are:	S03G04 is coded as:	S03G05-S03G11 are coded as:	*
1	.N, valid skip, or .C, question should be skipped	Any response	Stands as original value	Stands as original value	
2	1-2: TRICARE coverage	“All are blank” or at least one is “marked”	Stands as original value	Stand as original value	
3	1-2: TRICARE coverage, -5: don’t know, missing, or multiple response	“Blank or NA”	3: Only Civilian Coverage	.N, valid skip if missing; .C, question should be skipped if marked	B F
4	-5:Don’t know	At least one is “marked”	Stands as original value	Stand as original value	
5	3: Only Civilian Coverage,-5:Don’t know	“All are blank” or “blank or NA”	Stands as original value	.N, valid skip if missing, .C, question should be skipped if marked	F
6	3: Only Civilian Coverage, missing, or multiple response	At least one is “marked”	Stands as original value	Stand as original value	
7	Missing response	“All are blank”	Stands as original value	Stand as original value	
8	Multiple response	“All are blank”	Stands as original value	Stands as original value	

* Indication of backward coding (B) or forward coding (F).

Definition of “all are blank” in Coding Table for Note 18C:
Responses to S03G05-S03G11 are both missing.

Definition of “blank or NA” in Coding Table for Note 18C:
Responses to S03G05-S03G11 are either all not applicable (-6) or a combination of not applicable (-6) and missing.

Definition of “marked” in Coding Table for Note 18C:
Any pattern of marks outside the definitions “all are blank” and “blank or NA”

**Coding Table for Note 18D:
S03G09, S03G10-S03G11**

N18D	S03G09 is:	S03G10-S03G11 are:	S03G09 is coded as:	S03G10-S03G11 are coded as:	*
1	.N, valid skip, or .C, question should be skipped	.N, valid skip, or .C, question should be skipped	Stands as original value	Stands as original value	
2	1:Yes, mine	“All are blank” or at least one is “marked”	Stands as original value	Stand as original value	
3	1:Yes, mine, missing, or multiple response	“All are blank”	3: No	.N, valid skip if missing; .C, question should be skipped if marked	B F
4	2-3, missing, or multiple response	At least one is “marked”	1:Yes, mine	Stand as original value	B
5	2-3	“All are blank” or “blank or NA”	Stands as original value	.N, valid skip if missing, .C, question should be skipped if marked	F
6	Missing response	“All are blank”	Stands as original value	Stand as original value	
7	Multiple response	“All are blank”	3: No	.N, valid skip	B

* Indication of backward coding (B) or forward coding (F).

Definition of “all are blank” in Coding Table for Note 18D:

Responses to S03G10-S03G11 are both missing.

Definition of “blank or NA” in Coding Table for Note 18D:

Responses to S03G10-S03G11 are either all not applicable (-6) or a combination of not applicable (-6) and missing.

Definition of “marked” in Coding Table for Note 18D:

Any pattern of marks outside the definitions “all are blank” and “blank or NA”

**Coding Table for Note 19:
H03059--H03062**

N19	H03059 Is:	H03060 is:	H03061 is:	H03062 is:	H03059 is coded as:	H03060 is coded as:	H03061 is coded as:	H03062 is coded as:	*
1	1: ever smoked	3 or 4: still smoke	Marked or multiple response	Any value	Stands as original value	Stands as original value	.C, question should be skipped	Stands as original value	F
2	1: ever smoked	3 or 4: still smoke	Missing response	Any value	Stands as original value	Stands as original value	.N, valid skip	Stands as original value	F
3	1: ever smoked	2: quit	2: quit >1 year ago or – 5: don't know	Marked or multiple response	Stands as original value	Stands as original value	Stands as original value	.C, question should be skipped	F
4	1: ever smoked	2: quit	2: quit >1 year ago or –5: don't know	Missing response	Stands as original value	Stands as original value	Stands as original value	.N, valid skip	F
5	1: ever smoked	2: quit	3: quit <1 year ago, missing, or multiple response	Any value	Stands as original value	Stands as original value	Stands as original value	Stands as original value	
6	1: ever smoked	-5: don't know, missing, or multiple response	2: quit >1 year ago	Marked or multiple response	Stands as original value	2: quit	Stands as original value	.C, question should be skipped	F B
7	1: ever smoked	-5: don't know, missing, or multiple response	2: quit >1 year ago	Missing response	Stands as original value	2: quit	Stands as original value	.N, valid skip	F B
8	1: ever smoked	-5: don't know, missing, or multiple response	3: quit <1 year ago	Any value	Stands as original value	2: quit	Stands as original value	Stands as original value	B
9	1: ever smoked	-5: don't know, missing, or multiple response	-5: don't know, missing, or multiple response	Any value	Stands as original value	Stands as original value	Stands as original value	Stands as original value	
10	2: never, -5: don't know, missing, or multiple response	3 or 4: still smoke	Marked or multiple response	Any value	1: ever smoked	Stands as original value	.C, question should be skipped	Stands as original value	B F

* Indication of backward coding (B) or forward coding (F).

Coding Table for Note 19 continued:

N19	H03059 Is:	H03060 is:	H03061 is:	H03062 is:	H03059 is coded as:	H03060 is coded as:	H03061 is coded as:	H03062 is coded as:	*
11	2: never, -5: don't know, missing, or multiple response	3 or 4: still smoke	Missing response	Any value	1: ever smoked	Stands as original value	.N, valid skip	Stands as original value	B
12	2: never or -5: don't know	2: quit, -5: don't know, or multiple response	Marked or multiple response	Marked or multiple response	Stands as original value	.C, question should be skipped	.C, question should be skipped	.C, question should be skipped	F
13	2: never or -5: don't know	2: quit, -5: don't know, or multiple response	Marked or multiple response	Missing response	Stands as original value	.C, question should be skipped	.C, question should be skipped	.N, valid skip	F
14	2: never or -5: don't know	2: quit, -5: don't know, or multiple response	Missing response	Marked or multiple response	Stands as original value	.C, question should be skipped	.N, valid skip	.C, question should be skipped	F
15	2: never or -5: don't know	2: quit, -5: don't know, or multiple response	Missing response	Missing response	Stands as original value	.C, question should be skipped	.N, valid skip	.N, valid skip	F
16	2: never or -5: don't know	Missing response	Marked or multiple response	Marked or multiple response	Stands as original value	.N, valid skip	.C, question should be skipped	.C, question should be skipped	F
17	2: never or -5: don't know	Missing response	Marked or multiple response	Missing response	Stands as original value	.N, valid skip	.C, question should be skipped	.N, valid skip	F
18	2: never or -5: don't know	Missing response	Missing response	Marked or multiple response	Stands as original value	.N, valid skip	.N, valid skip	.C, question should be skipped	F
19	2: never or -5: don't know	Missing response	Missing response	Missing response	Stands as original value	.N, valid skip	.N, valid skip	.N, valid skip	F
20	Missing or multiple response	2: quit, missing, or multiple response	3: quit <1 year ago	Any value	Stands as original value	.C, question should be skipped	Stands as original value	Stands as original value	F

* Indication of backward coding (B) or forward coding (F).

Coding Table for Note 19 continued:

N19	H03059 Is:	H03060 is:	H03061 is:	H03062 is:	H03059 is coded as:	H03060 is coded as:	H03061 is coded as:	H03062 is coded as:	*
21	Missing or multiple response	2: quit, missing, or multiple response	2: quit >1 year ago	Marked or multiple response	1: ever smoked	Stands as original value	Stands as original value	.C, question should be skipped	B F
22	Missing or multiple response	2: quit, missing, or multiple response	2: quit >1 year ago	Missing response	Stands as original value	.C, question should be skipped	Stands as original value	.N, valid skip	F
23	Missing or multiple response	2: quit, missing, or multiple response	-5: don't know	Missing response	Stands as original value	Stands as original value	Stands as original value	.N, valid skip	
24	Missing or multiple response	2: quit, missing, or multiple response	-5: don't know	Marked or multiple response	Stands as original value	Stands as original value	Stands as original value	.C, question should be skipped	F
25	Missing or multiple response	2: quit, missing, or multiple response	Missing or multiple response	2-5: some visits	1: ever smoked	Stands as original value	Stands as original value	Stands as original value	B
26	Missing or multiple response	2: quit, missing, or multiple response	Missing or multiple response	1: none, -6: no visits, missing, or multiple response	Stands as original value	Stands as original value	Stands as original value	Stands as original value	
27	Missing or multiple response	-5: don't know	Marked or multiple response	Marked or multiple response	Stands as original value	Stands as original value	.C, question should be skipped	.C, question should be skipped	F
28	Missing or multiple response	-5: don't know	Marked or multiple response	Missing response	Stands as original value	Stands as original value	.C, question should be skipped	.N, valid skip	F
29	Missing or multiple response	-5: don't know	Missing response	Missing response	Stands as original value	Stands as original value	.N, valid skip	.N, valid skip	
30	Missing or multiple response	-5: don't know	Missing response	Marked or multiple response	Stands as original value	Stands as original value	.N, valid skip	.C, question should be skipped	F

* Indication of backward coding (B) or forward coding (F).

Coding Table for Note 20:

Note 20 (Part B):

H03063, SEX, XSEX, H03064-H03071

N20B	H03063:	SEX is:	H03064 is:	H03065--H03071 are:	XSEX is coded as:
1	Missing or multiple response	F	Marked	Any marked	2, female
2	Missing or multiple response	F	Missing or multiple response	All missing or multiple response	2, female
3	Missing or multiple response	M	Marked	Any marked	1, male
4	Missing or multiple response	M	Missing or multiple response	All missing or multiple response	1, male
5	Missing or multiple response	Any value	Marked	All missing or multiple response	1, male
6	Missing or multiple response	Any value	Missing or multiple response	Any marked	2, female
7	Missing or multiple response	Z	Marked	Any marked	., missing value
8	Missing or multiple response	Z	Missing or multiple response	All missing or multiple response	., missing value
9	1, male	Any value	Marked	All missing or multiple response	1, male
10	1, male	F	Missing or multiple response	Any marked	2, female
11	1, male	M or Z	Missing or multiple response	Any marked	1, male
12	1, male	Any value	Marked	Any marked	1, male
13	1, male	Any value	Missing or multiple response	All missing or multiple response	1, male
14	2, female	Any value	Missing or multiple response	Any marked	2, female
15	2, female	M	Marked	All missing or multiple response	1, male
16	2, female	F or Z	Marked	All missing or multiple response	2, female
17	2, female	Any value	Marked	Any marked	2, female
18	2, female	Any value	Missing or multiple response	All missing or multiple response	2, female

SEX is the gender from the DEERS file. This variable is not used to override questionnaire responses, but to clear up any omissions or discrepancies in the responses.

XSEX is the recoded gender variable after taking into account the self-reported response (H03063), any responses to gender-specific questions, and the gender of the sample beneficiary from DEERS.

**Note 20 (Part C):
XSEXA, H03064**

N20C	XSEXA is:	H03064 is:	H03064 is coded as:	*
1	1: Male	Marked, missing, or multiple response	Stands as original value	
2	2: Female	Marked or multiple response	.C, question should be skipped	F
3	2: Female	Missing response	.N, valid skip	F
4	Missing	Any response	Missing value	F

* Indication of backward coding (B) or forward coding (F).

**Note 20 (Part D):
XSEXA, H03065 - H03071**

N20D	XSEXA is:	H03065--H03071 are:	H03065 --H03071 are coded as:	*
1	1: Male	"All are blank"	.N, valid skip	F
2	1: Male	At least one is "marked"	.N, valid skip if missing; .C, question should be skipped if marked	F
3	2: Female	"All are blank" or at least one is "marked"	Stands as original value	
4	Missing	"All are blank" or at least one is "marked"	Missing value	F

* Indication of backward coding (B) or forward coding (F).

Definition of "all are blank" in Coding Table for Note 20d:
All variables H03065--H03071 are missing.

Definition of "marked" in Coding Table for Note 20d:
Any pattern of marks outside the definition "all are blank."

Coding Table for Note 21
XSEXA, AGE, H03066, H03067, H03068

N21	XSEXA is:	AGE is:	H03066 is:	H03067 & H03068 are:	H03066 is coded as:	H03067 & H03068 are coded as:	*
1	1: Male	Any value	.C, question should be skipped, or .N, valid skip	C, question should be skipped, or .N, valid skip	Stands as original value	Stands as original value	
2	2: Female	Any value	2: 40 or over	Marked, missing, or multiple response	Stands as original value	Stand as original value	
3	2: Female	Any value	1: under 40	Marked, missing or multiple response	Stands as original value	.N, valid skip if missing; .C, question should be skipped if marked	F
4	2: Female	Any value	Multiple response	Marked or multiple response	2: > 40	Stand as original value	
5	2: Female	Any value	Multiple response	Missing	1: < 40	.N, valid skip	BF
6	2: Female	Any value	Missing	Marked or multiple response	2: > 40	Stand as original value	B
7	2: Female	< 40	Missing	Missing	1: < 40	.N, valid skip	F
8	2: Female	>=40	Missing	Missing	1: < 40	.N, valid skip	B
9	2: Female	Missing	Missing	Missing	Stands as original value	Stand as original value	
10	Missing	Any value	Missing	Missing	Stands as original value	Stand as original value	

* Indication of backward coding (B) or forward coding (F).

**Coding Table for Note 22:
XSEXA, H03069, H03070, H03071**

N22	XSEXA is:	H03069 is:	H03070 Is:	H03071 are:	H03069 is coded as:	H03070 is coded as:	H03071 are coded as:	*
1	1: Male	.C, question should be skipped, or .N, valid skip	.C, question should be skipped, or .N, valid skip	.C, question should be skipped, or .N, valid skip	Stands as original value	Stands as original value	Stands as original value	
2	2: Female	1: pregnant now	Marked, missing, or multiple response	Marked, missing, or multiple response	Stands as original value	Stands as original value	Stands as original value	
3	2: female	2: pregnant in last 12 months	Marked, missing or multiple response	Marked, missing or multiple response	Stands as original value	.N, valid skip if missing; .C, question should be skipped if marked	Stands as original value	F
4	2: Female	3: not pregnant in past 12 months	Marked, missing, or multiple response	Marked, missing, or multiple response	Stands as original value	.N, valid skip if missing; .C, question should be skipped if marked	.N, valid skip if missing; .C, question should be skipped if marked	F
5	2: Female	Missing or multiple response	Marked, or multiple response	Marked, missing or multiple response	1: pregnant now	Stands as original value	Stands as original value	B
6	2: Female	Missing response	Missing response	Marked, missing or multiple response	Stands as original value	Stands as original value	Stands as original value	
7	2: Female	Multiple response	Missing response	Marked, missing or multiple response	3: not pregnant in past 12 months	.N, valid skip	.N, valid skip if missing; .C, question should be skipped if marked	B F
8	Missing	Missing or multiple response	Marked, missing or multiple response	Marked, missing or multiple response	Stands as original value	Stands as original value	Stands as original value	

* Indication of backward coding (B) or forward coding (F).

APPENDIX D

SAS PROC CONTENTS – ALPHABETICAL 2003 ADULT HCSDB – QUARTERS I-IV

The CONTENTS Procedure

Data Set Name:	IN.HCS03A_1	Observations:	51942
Member Type:	DATA	Variables:	636
Engine:	V6	Indexes:	0
Created:	15:30 Tuesday, January 27, 2004	Observation Length:	4057
Last Modified:	15:30 Tuesday, January 27, 2004	Deleted Observations:	0
Protection:		Compressed:	YES
Data Set Type:		Reuse Space:	NO
Label:		Point to Observations:	NO
		Sorted:	NO

-----Engine/Host Dependent Information-----

Data Set Page Size:	16384
Number of Data Set Pages:	12990
Number of Data Set Repairs:	0
File Name:	C:\Files\DOD\2003\DATA\hcs03a_1.sd2
Release Created:	6.08.00
Host Created:	WIN

-----Alphabetic List of Variables and Attributes-----

#	Variable	Type	Len	Pos	Format	Informat	Label
333	ADJ_CELL	Num	8	1625			ADJ_CELL - Adjusted STRATUM cell
334	BWT	Num	8	1633			BWT - Basic Sampling Weight
5	CACSMPL	Num	8	31	CAC.		CACSMPL - Catchment Area
306	CONUS	Num	3	1414	CONUSMHS.		CONUS - CONUS/OCONUS Indicator
396	CWRWT	Num	8	2129			Combined Annual Weight
397	CWRWT1	Num	8	2137			Combined Replicated Weight 1
398	CWRWT2	Num	8	2145			Combined Replicated Weight 2
399	CWRWT3	Num	8	2153			Combined Replicated Weight 3
400	CWRWT4	Num	8	2161			Combined Replicated Weight 4
401	CWRWT5	Num	8	2169			Combined Replicated Weight 5
402	CWRWT6	Num	8	2177			Combined Replicated Weight 6
403	CWRWT7	Num	8	2185			Combined Replicated Weight 7
404	CWRWT8	Num	8	2193			Combined Replicated Weight 8
405	CWRWT9	Num	8	2201			Combined Replicated Weight 9
406	CWRWT10	Num	8	2209			Combined Replicated Weight 10
407	CWRWT11	Num	8	2217			Combined Replicated Weight 11
408	CWRWT12	Num	8	2225			Combined Replicated Weight 12
409	CWRWT13	Num	8	2233			Combined Replicated Weight 13
410	CWRWT14	Num	8	2241			Combined Replicated Weight 14
411	CWRWT15	Num	8	2249			Combined Replicated Weight 15
412	CWRWT16	Num	8	2257			Combined Replicated Weight 16
413	CWRWT17	Num	8	2265			Combined Replicated Weight 17
414	CWRWT18	Num	8	2273			Combined Replicated Weight 18
415	CWRWT19	Num	8	2281			Combined Replicated Weight 19
416	CWRWT20	Num	8	2289			Combined Replicated Weight 20
417	CWRWT21	Num	8	2297			Combined Replicated Weight 21
418	CWRWT22	Num	8	2305			Combined Replicated Weight 22
419	CWRWT23	Num	8	2313			Combined Replicated Weight 23
420	CWRWT24	Num	8	2321			Combined Replicated Weight 24
421	CWRWT25	Num	8	2329			Combined Replicated Weight 25
422	CWRWT26	Num	8	2337			Combined Replicated Weight 26
423	CWRWT27	Num	8	2345			Combined Replicated Weight 27
424	CWRWT28	Num	8	2353			Combined Replicated Weight 28
425	CWRWT29	Num	8	2361			Combined Replicated Weight 29
426	CWRWT30	Num	8	2369			Combined Replicated Weight 30
427	CWRWT31	Num	8	2377			Combined Replicated Weight 31
428	CWRWT32	Num	8	2385			Combined Replicated Weight 32
429	CWRWT33	Num	8	2393			Combined Replicated Weight 33
430	CWRWT34	Num	8	2401			Combined Replicated Weight 34
431	CWRWT35	Num	8	2409			Combined Replicated Weight 35
432	CWRWT36	Num	8	2417			Combined Replicated Weight 36
433	CWRWT37	Num	8	2425			Combined Replicated Weight 37
434	CWRWT38	Num	8	2433			Combined Replicated Weight 38
435	CWRWT39	Num	8	2441			Combined Replicated Weight 39
436	CWRWT40	Num	8	2449			Combined Replicated Weight 40
437	CWRWT41	Num	8	2457			Combined Replicated Weight 41
438	CWRWT42	Num	8	2465			Combined Replicated Weight 42
439	CWRWT43	Num	8	2473			Combined Replicated Weight 43
440	CWRWT44	Num	8	2481			Combined Replicated Weight 44
441	CWRWT45	Num	8	2489			Combined Replicated Weight 45

442	CWRWT46	Num	8	2497	Combined	Replicated	Weight	46
443	CWRWT47	Num	8	2505	Combined	Replicated	Weight	47
444	CWRWT48	Num	8	2513	Combined	Replicated	Weight	48
445	CWRWT49	Num	8	2521	Combined	Replicated	Weight	49
446	CWRWT50	Num	8	2529	Combined	Replicated	Weight	50
447	CWRWT51	Num	8	2537	Combined	Replicated	Weight	51
448	CWRWT52	Num	8	2545	Combined	Replicated	Weight	52
449	CWRWT53	Num	8	2553	Combined	Replicated	Weight	53
450	CWRWT54	Num	8	2561	Combined	Replicated	Weight	54
451	CWRWT55	Num	8	2569	Combined	Replicated	Weight	55
452	CWRWT56	Num	8	2577	Combined	Replicated	Weight	56
453	CWRWT57	Num	8	2585	Combined	Replicated	Weight	57
454	CWRWT58	Num	8	2593	Combined	Replicated	Weight	58
455	CWRWT59	Num	8	2601	Combined	Replicated	Weight	59
456	CWRWT60	Num	8	2609	Combined	Replicated	Weight	60
457	CWRWT61	Num	8	2617	Combined	Replicated	Weight	61
458	CWRWT62	Num	8	2625	Combined	Replicated	Weight	62
459	CWRWT63	Num	8	2633	Combined	Replicated	Weight	63
460	CWRWT64	Num	8	2641	Combined	Replicated	Weight	64
461	CWRWT65	Num	8	2649	Combined	Replicated	Weight	65
462	CWRWT66	Num	8	2657	Combined	Replicated	Weight	66
463	CWRWT67	Num	8	2665	Combined	Replicated	Weight	67
464	CWRWT68	Num	8	2673	Combined	Replicated	Weight	68
465	CWRWT69	Num	8	2681	Combined	Replicated	Weight	69
466	CWRWT70	Num	8	2689	Combined	Replicated	Weight	70
467	CWRWT71	Num	8	2697	Combined	Replicated	Weight	71
468	CWRWT72	Num	8	2705	Combined	Replicated	Weight	72
469	CWRWT73	Num	8	2713	Combined	Replicated	Weight	73
470	CWRWT74	Num	8	2721	Combined	Replicated	Weight	74
471	CWRWT75	Num	8	2729	Combined	Replicated	Weight	75
472	CWRWT76	Num	8	2737	Combined	Replicated	Weight	76
473	CWRWT77	Num	8	2745	Combined	Replicated	Weight	77
474	CWRWT78	Num	8	2753	Combined	Replicated	Weight	78
475	CWRWT79	Num	8	2761	Combined	Replicated	Weight	79
476	CWRWT80	Num	8	2769	Combined	Replicated	Weight	80
477	CWRWT81	Num	8	2777	Combined	Replicated	Weight	81
478	CWRWT82	Num	8	2785	Combined	Replicated	Weight	82
479	CWRWT83	Num	8	2793	Combined	Replicated	Weight	83
480	CWRWT84	Num	8	2801	Combined	Replicated	Weight	84
481	CWRWT85	Num	8	2809	Combined	Replicated	Weight	85
482	CWRWT86	Num	8	2817	Combined	Replicated	Weight	86
483	CWRWT87	Num	8	2825	Combined	Replicated	Weight	87
484	CWRWT88	Num	8	2833	Combined	Replicated	Weight	88
485	CWRWT89	Num	8	2841	Combined	Replicated	Weight	89
486	CWRWT90	Num	8	2849	Combined	Replicated	Weight	90
487	CWRWT91	Num	8	2857	Combined	Replicated	Weight	91
488	CWRWT92	Num	8	2865	Combined	Replicated	Weight	92
489	CWRWT93	Num	8	2873	Combined	Replicated	Weight	93
490	CWRWT94	Num	8	2881	Combined	Replicated	Weight	94
491	CWRWT95	Num	8	2889	Combined	Replicated	Weight	95
492	CWRWT96	Num	8	2897	Combined	Replicated	Weight	96
493	CWRWT97	Num	8	2905	Combined	Replicated	Weight	97
494	CWRWT98	Num	8	2913	Combined	Replicated	Weight	98
495	CWRWT99	Num	8	2921	Combined	Replicated	Weight	99
496	CWRWT100	Num	8	2929	Combined	Replicated	Weight	100
497	CWRWT101	Num	8	2937	Combined	Replicated	Weight	101
498	CWRWT102	Num	8	2945	Combined	Replicated	Weight	102
499	CWRWT103	Num	8	2953	Combined	Replicated	Weight	103
500	CWRWT104	Num	8	2961	Combined	Replicated	Weight	104
501	CWRWT105	Num	8	2969	Combined	Replicated	Weight	105
502	CWRWT106	Num	8	2977	Combined	Replicated	Weight	106
503	CWRWT107	Num	8	2985	Combined	Replicated	Weight	107
504	CWRWT108	Num	8	2993	Combined	Replicated	Weight	108
505	CWRWT109	Num	8	3001	Combined	Replicated	Weight	109
506	CWRWT110	Num	8	3009	Combined	Replicated	Weight	110
507	CWRWT111	Num	8	3017	Combined	Replicated	Weight	111
508	CWRWT112	Num	8	3025	Combined	Replicated	Weight	112
509	CWRWT113	Num	8	3033	Combined	Replicated	Weight	113
510	CWRWT114	Num	8	3041	Combined	Replicated	Weight	114
511	CWRWT115	Num	8	3049	Combined	Replicated	Weight	115
512	CWRWT116	Num	8	3057	Combined	Replicated	Weight	116
513	CWRWT117	Num	8	3065	Combined	Replicated	Weight	117
514	CWRWT118	Num	8	3073	Combined	Replicated	Weight	118
515	CWRWT119	Num	8	3081	Combined	Replicated	Weight	119
516	CWRWT120	Num	8	3089	Combined	Replicated	Weight	120
517	CWRWT121	Num	8	3097	Combined	Replicated	Weight	121
518	CWRWT122	Num	8	3105	Combined	Replicated	Weight	122
519	CWRWT123	Num	8	3113	Combined	Replicated	Weight	123
520	CWRWT124	Num	8	3121	Combined	Replicated	Weight	124

521	CWRWT125	Num	8	3129	Combined	Replicated	Weight	125
522	CWRWT126	Num	8	3137	Combined	Replicated	Weight	126
523	CWRWT127	Num	8	3145	Combined	Replicated	Weight	127
524	CWRWT128	Num	8	3153	Combined	Replicated	Weight	128
525	CWRWT129	Num	8	3161	Combined	Replicated	Weight	129
526	CWRWT130	Num	8	3169	Combined	Replicated	Weight	130
527	CWRWT131	Num	8	3177	Combined	Replicated	Weight	131
528	CWRWT132	Num	8	3185	Combined	Replicated	Weight	132
529	CWRWT133	Num	8	3193	Combined	Replicated	Weight	133
530	CWRWT134	Num	8	3201	Combined	Replicated	Weight	134
531	CWRWT135	Num	8	3209	Combined	Replicated	Weight	135
532	CWRWT136	Num	8	3217	Combined	Replicated	Weight	136
533	CWRWT137	Num	8	3225	Combined	Replicated	Weight	137
534	CWRWT138	Num	8	3233	Combined	Replicated	Weight	138
535	CWRWT139	Num	8	3241	Combined	Replicated	Weight	139
536	CWRWT140	Num	8	3249	Combined	Replicated	Weight	140
537	CWRWT141	Num	8	3257	Combined	Replicated	Weight	141
538	CWRWT142	Num	8	3265	Combined	Replicated	Weight	142
539	CWRWT143	Num	8	3273	Combined	Replicated	Weight	143
540	CWRWT144	Num	8	3281	Combined	Replicated	Weight	144
541	CWRWT145	Num	8	3289	Combined	Replicated	Weight	145
542	CWRWT146	Num	8	3297	Combined	Replicated	Weight	146
543	CWRWT147	Num	8	3305	Combined	Replicated	Weight	147
544	CWRWT148	Num	8	3313	Combined	Replicated	Weight	148
545	CWRWT149	Num	8	3321	Combined	Replicated	Weight	149
546	CWRWT150	Num	8	3329	Combined	Replicated	Weight	150
547	CWRWT151	Num	8	3337	Combined	Replicated	Weight	151
548	CWRWT152	Num	8	3345	Combined	Replicated	Weight	152
549	CWRWT153	Num	8	3353	Combined	Replicated	Weight	153
550	CWRWT154	Num	8	3361	Combined	Replicated	Weight	154
551	CWRWT155	Num	8	3369	Combined	Replicated	Weight	155
552	CWRWT156	Num	8	3377	Combined	Replicated	Weight	156
553	CWRWT157	Num	8	3385	Combined	Replicated	Weight	157
554	CWRWT158	Num	8	3393	Combined	Replicated	Weight	158
555	CWRWT159	Num	8	3401	Combined	Replicated	Weight	159
556	CWRWT160	Num	8	3409	Combined	Replicated	Weight	160
557	CWRWT161	Num	8	3417	Combined	Replicated	Weight	161
558	CWRWT162	Num	8	3425	Combined	Replicated	Weight	162
559	CWRWT163	Num	8	3433	Combined	Replicated	Weight	163
560	CWRWT164	Num	8	3441	Combined	Replicated	Weight	164
561	CWRWT165	Num	8	3449	Combined	Replicated	Weight	165
562	CWRWT166	Num	8	3457	Combined	Replicated	Weight	166
563	CWRWT167	Num	8	3465	Combined	Replicated	Weight	167
564	CWRWT168	Num	8	3473	Combined	Replicated	Weight	168
565	CWRWT169	Num	8	3481	Combined	Replicated	Weight	169
566	CWRWT170	Num	8	3489	Combined	Replicated	Weight	170
567	CWRWT171	Num	8	3497	Combined	Replicated	Weight	171
568	CWRWT172	Num	8	3505	Combined	Replicated	Weight	172
569	CWRWT173	Num	8	3513	Combined	Replicated	Weight	173
570	CWRWT174	Num	8	3521	Combined	Replicated	Weight	174
571	CWRWT175	Num	8	3529	Combined	Replicated	Weight	175
572	CWRWT176	Num	8	3537	Combined	Replicated	Weight	176
573	CWRWT177	Num	8	3545	Combined	Replicated	Weight	177
574	CWRWT178	Num	8	3553	Combined	Replicated	Weight	178
575	CWRWT179	Num	8	3561	Combined	Replicated	Weight	179
576	CWRWT180	Num	8	3569	Combined	Replicated	Weight	180
577	CWRWT181	Num	8	3577	Combined	Replicated	Weight	181
578	CWRWT182	Num	8	3585	Combined	Replicated	Weight	182
579	CWRWT183	Num	8	3593	Combined	Replicated	Weight	183
580	CWRWT184	Num	8	3601	Combined	Replicated	Weight	184
581	CWRWT185	Num	8	3609	Combined	Replicated	Weight	185
582	CWRWT186	Num	8	3617	Combined	Replicated	Weight	186
583	CWRWT187	Num	8	3625	Combined	Replicated	Weight	187
584	CWRWT188	Num	8	3633	Combined	Replicated	Weight	188
585	CWRWT189	Num	8	3641	Combined	Replicated	Weight	189
586	CWRWT190	Num	8	3649	Combined	Replicated	Weight	190
587	CWRWT191	Num	8	3657	Combined	Replicated	Weight	191
588	CWRWT192	Num	8	3665	Combined	Replicated	Weight	192
589	CWRWT193	Num	8	3673	Combined	Replicated	Weight	193
590	CWRWT194	Num	8	3681	Combined	Replicated	Weight	194
591	CWRWT195	Num	8	3689	Combined	Replicated	Weight	195
592	CWRWT196	Num	8	3697	Combined	Replicated	Weight	196
593	CWRWT197	Num	8	3705	Combined	Replicated	Weight	197
594	CWRWT198	Num	8	3713	Combined	Replicated	Weight	198
595	CWRWT199	Num	8	3721	Combined	Replicated	Weight	199
596	CWRWT200	Num	8	3729	Combined	Replicated	Weight	200
597	CWRWT201	Num	8	3737	Combined	Replicated	Weight	201
598	CWRWT202	Num	8	3745	Combined	Replicated	Weight	202
599	CWRWT203	Num	8	3753	Combined	Replicated	Weight	203

600	CWRWT204	Num	8	3761		Combined Replicated Weight	204
601	CWRWT205	Num	8	3769		Combined Replicated Weight	205
602	CWRWT206	Num	8	3777		Combined Replicated Weight	206
603	CWRWT207	Num	8	3785		Combined Replicated Weight	207
604	CWRWT208	Num	8	3793		Combined Replicated Weight	208
605	CWRWT209	Num	8	3801		Combined Replicated Weight	209
606	CWRWT210	Num	8	3809		Combined Replicated Weight	210
607	CWRWT211	Num	8	3817		Combined Replicated Weight	211
608	CWRWT212	Num	8	3825		Combined Replicated Weight	212
609	CWRWT213	Num	8	3833		Combined Replicated Weight	213
610	CWRWT214	Num	8	3841		Combined Replicated Weight	214
611	CWRWT215	Num	8	3849		Combined Replicated Weight	215
612	CWRWT216	Num	8	3857		Combined Replicated Weight	216
613	CWRWT217	Num	8	3865		Combined Replicated Weight	217
614	CWRWT218	Num	8	3873		Combined Replicated Weight	218
615	CWRWT219	Num	8	3881		Combined Replicated Weight	219
616	CWRWT220	Num	8	3889		Combined Replicated Weight	220
617	CWRWT221	Num	8	3897		Combined Replicated Weight	221
618	CWRWT222	Num	8	3905		Combined Replicated Weight	222
619	CWRWT223	Num	8	3913		Combined Replicated Weight	223
620	CWRWT224	Num	8	3921		Combined Replicated Weight	224
621	CWRWT225	Num	8	3929		Combined Replicated Weight	225
622	CWRWT226	Num	8	3937		Combined Replicated Weight	226
623	CWRWT227	Num	8	3945		Combined Replicated Weight	227
624	CWRWT228	Num	8	3953		Combined Replicated Weight	228
625	CWRWT229	Num	8	3961		Combined Replicated Weight	229
626	CWRWT230	Num	8	3969		Combined Replicated Weight	230
627	CWRWT231	Num	8	3977		Combined Replicated Weight	231
628	CWRWT232	Num	8	3985		Combined Replicated Weight	232
629	CWRWT233	Num	8	3993		Combined Replicated Weight	233
630	CWRWT234	Num	8	4001		Combined Replicated Weight	234
631	CWRWT235	Num	8	4009		Combined Replicated Weight	235
632	CWRWT236	Num	8	4017		Combined Replicated Weight	236
633	CWRWT237	Num	8	4025		Combined Replicated Weight	237
634	CWRWT238	Num	8	4033		Combined Replicated Weight	238
635	CWRWT239	Num	8	4041		Combined Replicated Weight	239
636	CWRWT240	Num	8	4049		Combined Replicated Weight	240
29	DAGEQY	Char	3	90		Age at time of data collection	
31	DBENCAT	Char	3	96	\$BENCAT.	Beneficiary Category	
10	DCATCH	Char	4	59		Catchment Area	
32	DMEDELG	Char	1	99	\$MEDELG.	Medical Privilege Code	
11	DMIS_ID	Char	9	63		DMIS ID	
33	DSPONSVC	Char	1	100	\$SPONSVC.	Derived Sponsor Branch of Service	
243	DUPFLAG	Char	3	931		Multiple Response Indicator	
12	E1	Char	1	72	\$E_.	Elig ind for pd=1 (as of 31 July 2000)	
13	E2	Char	1	73	\$E_.	Elig ind for pd=2 (as of 30 Sept 2000)	
14	E3	Char	1	74	\$E_.	Elig ind for pd=3 (as of 31 Jan 2001)	
15	E4	Char	1	75	\$E_.	Elig ind for pd=4 (as of 31 Mar 2001)	
16	E5	Char	1	76	\$E_.	Elig ind for pd=5 (as of 31 Aug 2001)	
17	E6	Char	1	77	\$E_.	Elig ind for pd=6 (as of 30 Nov 2001)	
18	E7	Char	1	78	\$E_.	Elig ind for pd=7 (as of 28 Feb 2002)	
19	E8	Char	1	79	\$E_.	Elig ind for pd=8 (as of 31 May 2002)	
20	E9	Char	1	80	\$E_.	Elig ind for pd=9 (as of 31 Aug 2002)	
21	E10	Char	1	81	\$E_.	Elig ind for pd=10 (as of 30 Nov 2002)	
22	E11	Char	1	82	\$E_.	Elig ind for pd=11 (as of 28 Feb 2003)	
23	E12	Char	1	83		Elig ind for pd=12 (as of 31 May 2003)	
6	ENBGSMPL	Char	2	39	\$ENBGS.	Enrollment by beneficiary category	
38	FIELDAGE	Char	3	111		Age at start of fielding period	
242	FLAG_FIN	Char	5	926	\$FINAL.	\$5.	Final Disposition
299	FNSTATUS	Num	8	1364	FNSTATS.		Final Status
39	H03001	Num	4	114	YN.	11.	Are you the person listed on envelope
52	H03003	Num	4	166	MEDA.	11.	Currently Covered Medicare Part A
53	H03004	Num	4	170	MEDB.	11.	Currently Covered Medicare Part B
54	H03005	Num	4	174	MEDSUPP.	11.	Currently Covered Medicare Supplemental
55	H03006	Num	4	178	HPLAN1_.	11.	Which health plan did you use most
56	H03007	Num	4	182	HPTIME.	11.	Yrs in a row with health plan
57	H03008	Num	4	186	YN.	11.	When joined hlth plan, rcv new prsnl Dr
58	H03009	Num	4	190	PROB1_.	11.	Health plan: prblm to get Dr happy with
59	H03010	Num	4	194	YN.	11.	Have one person think of as personal Dr
60	H03011	Num	4	198	RATE1_.	11.	Rating of your personal Dr or nurse
61	H03012	Num	4	202	YN.	11.	In 1st yr:you/Dr think you need spclst
62	H03013	Num	4	206	PROB2_.	11.	In 1st yr:how much prblm rfrl to spclst
63	H03014	Num	4	210	YN.	11.	In 1st yr:did you see a specialist
64	H03015	Num	4	214	RATE2_.	11.	Rating of specialist seen in 1st yr
65	H03016	Num	4	218	YNOFT.	11.	In 1st yr:spclst saw same as persnl Dr
66	H03017	Num	4	222	YN.	11.	In 1st yr:call Dr for help/advice
67	H03018	Num	4	226	OFTEN1_.	11.	In 1st yr:when call how often get hlp nd
68	H03019	Num	4	230	YN.	11.	In 1st yr:make appts for reg hlth care
69	H03020	Num	4	234	OFTEN2_.	11.	In 1st yr:appt reg hlth care when wnted

70	H03021	Num	4	238	TIME1_.	11.	In lst yr:days btwn appt & see prvder
71	H03022	Num	4	242	YN.	11.	In lst yr:illness/injry care right away
72	H03023	Num	4	246	OFTEN3_.	11.	In lst yr:get care as soon as wanted
73	H03024	Num	4	250	TIME2_.	11.	In lst yr:wait btwn try get care,see prv
74	H03025	Num	4	254	OFTEN4_.	11.	In lst yr:goto emrgncy rm for own care
75	H03026	Num	4	258	OFTEN5_.	11.	In lst yr:goto Dr office/clinic for care
76	H03027	Num	4	262	PROB3_.	11.	In lst yr:prblm to get care thght nccsry
77	H03028	Num	4	266	PROB3_.	11.	In lst yr:prblm w/delays wait for apprv
78	H03029	Num	4	270	OFTEN9_.	11.	In lst yr:wait > 15 min past appt see Dr
79	H03030	Num	4	274	OFTEN9_.	11.	In lst yr:how oftn treat w/crtsy/rspct
80	H03031	Num	4	278	OFTEN9_.	11.	In lst yr:how oftn staff helpful
81	H03032	Num	4	282	OFTEN9_.	11.	In lst yr:how oftn Drs listen to you
82	H03033	Num	4	286	OFTEN9_.	11.	In lst yr:how oftn Drs explain things
83	H03034	Num	4	290	OFTEN9_.	11.	In lst yr:how oftn Drs show respect
84	H03035	Num	4	294	OFTEN9_.	11.	In lst yr:how oftn Drs spend enough time
85	H03036	Num	4	298	RATE3_.	11.	Rating of all health care in lst yr
86	H03037	Num	4	302	OFTENPX.	11.	In lst yr:cvln prscrptn filled at Mltry
87	H03038	Num	4	306	PLACE.	11.	In lst yr:fcilty use most for Health care
88	H03039	Num	4	310	YNDNK.	11.	In lst yr:send in any claims
89	H03040	Num	4	314	OFTEN6_.	11.	In lst yr:Hlth pln handle in rsnble time
90	H03041	Num	4	318	OFTEN6_.	11.	In lst yr:how oftn handle correctly
91	H03042	Num	4	322	OFTEN6_.	11.	In lst yr:before care, know amt to pay
92	H03043	Num	4	326	YN.	11.	In lst yr:info in written materials
93	H03044	Num	4	330	PROB7_.	11.	In lst yr:prblm to find/undrstnd mtrls
94	H03045	Num	4	334	YN.	11.	In lst yr:health plan's cstmr srvc help
95	H03046	Num	4	338	PROB8_.	11.	In lst yr:prblm get help from cstmr srvc
96	H03047	Num	4	342	YN.	11.	Call or write plan with complaint/prblm
97	H03048	Num	4	346	TIME3_.	11.	How long for Hlth pln to resolve cmlnt
98	H03049	Num	4	350	YNSET.	11.	Complaint/prblm settled to satisfaction
99	H03050	Num	4	354	YN.	11.	In lst yr:experiences with paperwork
100	H03051	Num	4	358	PROB9_.	11.	In lst yr:prblms with paperwork
101	H03052	Num	4	362	RATE5_.	11.	Rating of all experiance with hlth plan
102	H03053	Num	4	366	LIKELY.	11.	In nxt yr:lkly to dsnr in TRICARE Prime
103	H03054	Num	4	370	TIME4_.	11.	Not sick/prgnt: lst mdcl/physcl exam
104	H03055	Num	4	374	TIME5_.	11.	Blood pressure: when lst reading
105	H03056	Num	4	378	YNBP_.	11.	Blood pressure: know if too high or not
106	H03057	Num	4	382	TIME6_.	11.	When lst have cholesterol screening
107	H03058	Num	4	386	TIME7_.	11.	When did you lst have a flu shot
108	H03059	Num	4	390	YNDNK.	11.	Smoked at least 100 cigarettes in life
109	H03060	Num	4	394	TIME8_.	11.	Smoke everyday, some days or not at all
110	H03061	Num	4	398	TIME9_.	11.	How long since you quit smoking
111	H03062	Num	4	402	OFTEN8_.	11.	lst yr: # visits advised to quit smoking
112	H03063	Num	4	406	SEX.	11.	Are you male or female
113	H03064	Num	4	410	TIME10_.	11.	lst prostate disease exam or blood test
114	H03065	Num	4	414	TIME11_.	11.	lst have a Pap smear test
115	H03066	Num	4	418	YN.	11.	Are you under age 40
116	H03067	Num	4	422	TIME12_.	11.	lst time: breasts checked mammography
117	H03068	Num	4	426	TIME13_.	11.	lst time: breast exam by professional
118	H03069	Num	4	430	YNPREG.	11.	Been pregnant in lst yr or pregnant now
119	H03070	Num	4	434	PREG1_.	11.	In what trimester is your pregnancy
120	H03071	Num	4	438	PREG2_.	11.	Trimester first received prenatal care
121	H03072	Num	4	442	HEALTH.	11.	In gnrl, how would you rate ovrrall hlth
122	H03073	Num	4	446	YN.	11.	Impairment/Hlth prblm limit activities
123	H03074	Num	4	450	TIME14_.	11.	Last 30 days:Days physical hlth not good
124	H03075	Num	4	454	TIME14_.	11.	Last 30 days:Days mental hlth not good
125	H03076	Num	4	458	TIME14_.	11.	Last 30 days:Days Health hinder actvty
126	H03077	Num	4	462	TIME14_.	11.	Last 30 days:Days Pain hndr usual actvty
127	H03078	Num	4	466	TIME14_.	11.	Last 30 days:Days felt Sad/Depressed
128	H03079	Num	4	470	TIME14_.	11.	Last 30 days:Days wrried/tense/anxious
129	H03080	Num	4	474	TIME14_.	11.	Last 30 days:Days without enough sleep
130	H03081	Num	4	478	TIME14_.	11.	Last 30 days:Days hlthy, full of enrgy
131	H03082	Num	4	482	HISP.	11.	Are you Spanish/Hispanic/Latino
40	H03002A	Num	4	118	MARKED.	11.	Health plan(s) covered: TRICARE Prime
41	H03002C	Num	4	122	MARKED.	11.	Health plan(s) covered: TRICARE Ext/Stnd
42	H03002F	Num	4	126	MARKED.	11.	Health plan(s) covered: MEDICARE
43	H03002G	Num	4	130	MARKED.	11.	Health plan(s) covered: FEHBP
44	H03002H	Num	4	134	MARKED.	11.	Health plan(s) covered: Medicaid
45	H03002I	Num	4	138	MARKED.	11.	Health plan(s) covered: Civilian HMO
46	H03002J	Num	4	142	MARKED.	11.	Health plan(s) covered: Other civilian
47	H03002K	Num	4	146	MARKED.	11.	Health plan(s) covered: USFHP
48	H03002L	Num	4	150	MARKED.	11.	Health plan(s) covered: Not sure
49	H03002M	Num	4	154	MARKED.	11.	Health plan(s) covered: Veterans
50	H03002N	Num	4	158	MARKED.	11.	Health plan(s) covered: TRICARE Plus
51	H03002O	Num	4	162	MARKED.	11.	Health plan(s) covered: TRICARE For Life
324	HP_BP	Num	8	1553	HAYNN2_.	11.	Bld prsrre chck in last 2 yrs, know rslts
328	HP_BRST	Num	8	1585	HAYNN.	11.	Women >=40, breast exam in last 12 mnths
332	HP_CESS	Num	8	1617	SMOKE.	11.	Had smoking cessation counseling
329	HP_CHOL	Num	8	1593	HAYNN.	11.	Cholesterol screening in last 5 yrs
325	HP_FLU	Num	8	1561	HAYNN.	11.	65 and older, flu shot in last 12 mnths

327	HP_GP	Num	8	1577	HAYNN.	General physical exam in last 12 mnths
322	HP_MAM50	Num	8	1537	HAYNN.	Women 50>=, mammography in pst 2 yrs
321	HP_MAMOG	Num	8	1529	HAYNN.	Women 40>=, mammography in pst 2 yrs
323	HP_PAP	Num	8	1545	HAYNN.	All women, Pap smear in last 3 yrs
320	HP_PRNTL	Num	8	1521	PRNTL.	Prgnt in 1st yr, receivd cre 1st trimstr
326	HP_PROS	Num	8	1569	HAYNN.	Men 50>=, prostate exam in lst 12 mnths
330	HP_SMOKE	Num	8	1601	HAYNN.	Advised to quit smoking in last 12 mnths
331	HP_SMOKH	Num	8	1609	SMOKE.	Smoker under HEDIS definition
313	KBGPRB1	Num	8	1465	HAYNN.	Big problem getting referrals to spclst
314	KBGPRB2	Num	8	1473	HAYNN.	Big problem getting necessary care
319	KBRSTCR	Num	8	1513	HAYNN.	Women 40>= ever had mammogram & brst exm
317	KCIVINS	Num	8	1497	HAYNN2_.	Beneficiary coverd by civilian insurance
312	KCIVOFFC	Num	8	1457	HAYNN.	Office wait of more than 15 min-Civ
316	KCIVOPQY	Num	8	1489	HAGRID.	Outpatient visits-use Civilian fcilty mos
310	KDISENRL	Num	8	1441	HAYNN.	Intention to disenroll
300	KEYCOUNT	Num	8	1372		# of Key Questions Answered
311	KMILOFC	Num	8	1449	HAYNN.	Office wait of more than 15 min-Mil
315	KMILOPQY	Num	8	1481	HAGRID.	Outpatient visits-use Military fcilty mos
318	KPRSCPYN	Num	8	1505	HAYNN.	6 or > civ prscrpts filled by mil phmcy
28	LEGDDSCD	Char	2	88	\$DDSFMT.	DDS Code
34	MBRRELCD	Char	1	101	\$MBRREL.	Member Relationship Code
35	MEDTYPE	Char	1	102	\$MEDTYP.	Medicare Type
291	MISS_1	Num	8	1300	HAMISS.	Count of: Violates Skip Pattern
292	MISS_4	Num	8	1308	HAMISS.	Count of: Incomplete grid error
293	MISS_5	Num	8	1316	HAMISS.	Count of: Scalable reponse of Don't know
294	MISS_6	Num	8	1324	HAMISS.	Count of: Not applicable - valid skip
295	MISS_7	Num	8	1332	HAMISS.	Count of: Out-of-range error
296	MISS_8	Num	8	1340	HAMISS.	Count of: Multiple response error
297	MISS_9	Num	8	1348	HAMISS.	Count of: No response - invalid skip
298	MISS_TOT	Num	8	1356	HAMISS.	Total number of missing responses
7	MPCSMPL	Num	8	41	MPCSMPL.	MPCSMPL - Military Personnel Category
1	MPRID	Char	8	0	\$8.	\$42. Unique MPR Identifier
25	MRTLSTAT	Char	1	85	\$MSTATUS.	Marital Status
247	N1	Num	8	948		Coding Scheme Note 1
248	N2	Num	8	956		Coding Scheme Note 2
249	N3	Num	8	964		Coding Scheme Note 3
251	N4	Num	8	980		Coding Scheme Note 4
252	N5	Num	8	988		Coding Scheme Note 5
254	N6	Num	8	1004		Coding Scheme Note 6
255	N7	Num	8	1012		Coding Scheme Note 7
256	N8	Num	8	1020		Coding Scheme Note 8
257	N9	Num	8	1028		Coding Scheme Note 9
270	N10	Num	8	1132		Coding Scheme Note 10
271	N12	Num	8	1140		Coding Scheme Note 12
272	N13	Num	8	1148		Coding Scheme Note 13
273	N14	Num	8	1156		Coding Scheme Note 14
274	N15	Num	8	1164		Coding Scheme Note 15
275	N16	Num	8	1172		Coding Scheme Note 16
276	N17	Num	8	1180		Coding Scheme Note 17
277	N18	Num	8	1188		Coding Scheme Note 18
282	N19	Num	8	1228		Coding Scheme Note 19
288	N21	Num	8	1276		Coding Scheme Note 21
289	N22	Num	8	1284		Coding Scheme Note 22
290	N23	Num	8	1292		Coding Scheme Note 23
278	N18A	Num	8	1196		Coding Scheme Note 18A
279	N18B	Num	8	1204		Coding Scheme Note 18B
280	N18C	Num	8	1212		Coding Scheme Note 18C
281	N18D	Num	8	1220		Coding Scheme Note 18D
283	N19A	Num	8	1236		Coding Scheme Note 19A
284	N20A	Num	8	1244		Coding Scheme Note 20A
285	N20B	Num	8	1252		Coding Scheme Note 20B
286	N20C	Num	8	1260		Coding Scheme Note 20C
287	N20D	Num	8	1268		Coding Scheme Note 20D
250	N3A	Num	8	972		Coding Scheme Note 3A
253	N5A	Num	8	996		Coding Scheme Note 5A
258	N9A	Num	8	1036		Coding Scheme Note 9A
259	N9B	Num	8	1044		Coding Scheme Note 9B
260	N9C	Num	8	1052		Coding Scheme Note 9C
261	N9D	Num	8	1060		Coding Scheme Note 9D
262	N9E	Num	8	1068		Coding Scheme Note 9E
263	N9F	Num	8	1076		Coding Scheme Note 9F
264	N9G	Num	8	1084		Coding Scheme Note 9G
265	N9H	Num	8	1092		Coding Scheme Note 9H
266	N9I	Num	8	1100		Coding Scheme Note 9I
267	N9J	Num	8	1108		Coding Scheme Note 9J
268	N9K	Num	8	1116		Coding Scheme Note 9K
269	N9L	Num	8	1124		Coding Scheme Note 9L
8	NHFF	Num	8	49		NHFF - Stratum Sample Size
244	ONTIME	Char	3	934	\$3.	\$3. Responded Within 8 weeks of Mail-Out

307	OUTCATCH	Num	8	1417	OCATCH.	Out of catchment area indicator
36	PCATCAT	Char	7	103	\$AGGBCAT.	Aggregated Beneficiary Category
30	PCM	Char	3	93	\$PCM.	Primary Manager Code (CIV or MIL)
37	PNLCATCD	Char	1	110	\$PNLCAT.	Personnel Category Code (Duty Status)
27	PNSEXCD	Char	1	87	\$SEXCD.	Person Gender
301	QUARTER	Char	7	1380		Survey Quarter
26	RACEETHN	Char	1	86	\$RACECD.	Race/Ethnic Code
139	S03B01	Num	4	514	OFTEN7_.	In lst yr:# brfngs on MTF TRICARE srvc
159	S03C01	Num	4	594	DOCTOR.	Gen Dr,speclst,physician assist,or nurse
160	S03C02	Num	4	598	TIME1A_.	Months/yrns been going to personal Dr
161	S03C03	Num	4	602	YN.	Physcl/mentl cond interferes with work
162	S03C04	Num	4	606	YNPROB.	Dr undrstnds Hlth prblm affect dly life
163	S03C05	Num	4	610	OFTEN1B_.	In lst yr:# times you went to a speclst
164	S03C06	Num	4	614	YN.	In lst yr:decisions made about hlth care
165	S03C07	Num	4	618	OFTEN10_.	In lst yr:how oftn invld as much as wntd
166	S03C08	Num	4	622	PROB11_.	In lst yr:prblm get Dr to agree w/ you
167	S03C09	Num	4	626	YN.	In lst yr:needed special medical equip
168	S03C10	Num	4	630	PROB12_.	In lst yr:prblm get specl medical equip
169	S03C11	Num	4	634	YN.	In lst yr:needed special therapy
170	S03C12	Num	4	638	PROB13_.	In lst yr:prblm getting special therapy
171	S03C13	Num	4	642	YN.	In lst yr:need home hlth care/assistance
172	S03C14	Num	4	646	PROB14_.	In lst yr:prblm get care/assist needed
173	S03C15	Num	4	650	YN.	Need help with personal care needs
174	S03C16	Num	4	654	YN.	Need help with routine needs
175	S03C17	Num	4	658	YN.	Physical/mntl cond interfere w/indpndnce
176	S03C18	Num	4	662	RATE5_.	Rating of equip, srvc, help provided
177	S03C19	Num	4	666	YN.	In lst yr:patient overnight or longer
178	S03C20	Num	4	670	YN.	Physcl/mental cond that lasted 3 months
179	S03C21	Num	4	674	YNCOND.	In lst yr:seen Dr more than twice
180	S03C22	Num	4	678	YNCOND.	Taking prescrptn meds for at least 3 mon
140	S03F01	Num	4	518	YN.	Healthcare received at military facility
141	S03F02	Num	4	522	CONDITN.	MTF physcl condtn vs cvln hlthcr fcly
228	S03G01	Num	4	870	YNRES.	Currnt mobilizd memb Natl Guard/Resv
229	S03G02	Num	4	874	YNPOL1_.	Bfre fam mobile:covrd by civ hlth ins
230	S03G03	Num	4	878	YN.	Resv employr pay civ hlth ins premium
231	S03G04	Num	4	882	COVERAGE.	Describe coverage:TRICARE/Civilian
232	S03G05	Num	4	886	PROB18_.	Prblm gtng TRICARE bnfits info
233	S03G06	Num	4	890	YNDOC.	Persnl Dr/Nrse membr TRICARE cvln ntwrk
234	S03G07	Num	4	894	DIFFDR.	Since resv mobilzd:more difflct see Dr
235	S03G08	Num	4	898	DIFFSP.	Since resv mobilzd:more difflct see spcl
236	S03G09	Num	4	902	YNPOL2_.	Bfre currnt mobilzn:covrd by civ hlth in
237	S03G10	Num	4	906	YN.	Kept civiln insrnce covrge
238	S03G11	Num	4	910	YN.	Your employr pay civ hlth ins premium
239	S03G12	Num	4	914	OPERATN.	For which operation mobilizd
240	S03G13	Num	4	918	MOBILIZE.	When mobilizd for op
241	S03G14	Num	4	922	MOBILIZE.	How long ordrs state mobiliz last
142	S03O01	Num	4	526	YN.	See same Dr majority prenatal appntmnts
143	S03O02	Num	4	530	YN.	Dr encraged fmlly hlp prpare baby arvl
144	S03O03	Num	4	534	PROB10_.	Prblm mkng appntmnts for prenatal visit
145	S03O04	Num	4	538	YN.	Got training prpare for breastfeeding
146	S03O05	Num	4	542	RATE6_.	Rate training for breastfeeding rcvd
147	S03O06	Num	4	546	YNDNK.	Physician work to develop brth plan
148	S03R01	Num	4	550	YN.	In lst yr:prscrptns flld at mltry phrmcy
149	S03R02	Num	4	554	RATE4_.	Rating of customer srvc at mltry phrmcy
150	S03R03	Num	4	558	YNMTF.	In lst yr:dscus mdctn wth mltry phrmcst
151	S03R04	Num	4	562	WAIT.	In lst yr:wait flld prscrptn-mltry phrmc
152	S03V01	Num	4	566	HLTHCARE.	In lst yr:hlthcr frm TRICARE cvln ntwrk
153	S03V02	Num	4	570	PROB4_.	In lst yr:prblm get wanted care frm TCN
154	S03V03	Num	4	574	PROB5_.	In lst yr:prblm fndng cnvniient TCN dr
155	S03V04	Num	4	578	PROB6_.	In lst yr:prblm fndng cnvniient TCN lab
156	S03V05	Num	4	582	YNNET.	In lst yr:Learn wntd Physician left TCN
157	S03V06	Num	4	586	PROB15_.	In lst yr:prblm fndng cnvniient TCN dr
158	S03V07	Num	4	590	PROB16_.	In lst yr:prblm fndng spclst in cvln ntw
181	S03Y01	Num	4	682	YN.	In lst 90 days:have filled a prscrptn
182	S03Y02	Num	4	686	TRAVEL.	Distance travelled, home to MTF phrmcy
183	S03Y03	Num	4	690	PRSCRPTN.	In lst 90 dys:prscrptn fill, MTF phrmcy
184	S03Y04	Num	4	694	MEDINF1_.	In lst 90 dys:filled prscrptn info
185	S03Y05	Num	4	698	OFTEN11_.	In lst 90 dys:flld prscrptn wait >30mn
194	S03Y07	Num	4	734	RATE7_.	Rating of MTF phrmcy where prscrptn flld
195	S03Y08	Num	4	738	DISTANCE.	Dist:home, work to TRICARE ntwrk phrmcy
196	S03Y09	Num	4	742	PRSCRPTN.	In lst 90 dys:prscrptn fill, TRN phrmcy
197	S03Y10	Num	4	746	MEDINF2_.	In lst 90 dys:TRN filled prscrptn info
198	S03Y11	Num	4	750	OFTEN11_.	In lst 90 dys:TRN flld prscrp wait >30mn
199	S03Y12	Num	4	754	YN.	In lst 90 dys:TRN flld prscrp, tkn >=90d
208	S03Y14	Num	4	790	RATE8_.	Rating of TRN phrmcy where prscrptn flld
209	S03Y15	Num	4	794	PRSCRPTN.	In lst 90 dys:prscrptn fill, NNC phrmcy
210	S03Y16	Num	4	798	MEDINF3_.	In lst 90 dys:NNC filled prscrptn info
211	S03Y17	Num	4	802	YN.	In lst 90 dys:filed claims, NNC prscrptn
222	S03Y20	Num	4	846	RATE9_.	Rating of NNC phrmcy where prscrptn flld

223	S03Y21	Num	4	850	PRSCRPTN.	11.	In lst 90 dys:prscrptn fill, TMO phrmcy
224	S03Y22	Num	4	854	OFTEN12_.	11.	In lst 90 dys:TMO flld prscrp wait <=14d
225	S03Y23	Num	4	858	YN.	11.	In lst 90 dys:refills, Express Scripts w
226	S03Y24	Num	4	862	PROB17_.	11.	In lst 90 dys:prblm refil, Express Scrip
227	S03Y25	Num	4	866	RATE10_.	11.	Rating of Tricare mail order pharmacy
186	S03Y06A	Num	4	702	MARKED.	11.	prscrptn flld, MTF:medical appointment
187	S03Y06B	Num	4	706	MARKED.	11.	prscrptn flld, MTF:visit MTF, othr reasn
188	S03Y06C	Num	4	710	MARKED.	11.	prscrptn flld, MTF:conviniently located
189	S03Y06D	Num	4	714	MARKED.	11.	prscrptn flld, MTF:prscrptn drugs free
190	S03Y06E	Num	4	718	MARKED.	11.	prscrptn flld, MTF:like service
191	S03Y06F	Num	4	722	MARKED.	11.	prscrptn flld, MTF:doctor recommended
192	S03Y06G	Num	4	726	MARKED.	11.	prscrptn flld, MTF:better info/instrctns
193	S03Y06H	Num	4	730	MARKED.	11.	prscrptn flld, MTF:trust fill correctly
200	S03Y13A	Num	4	758	MARKED.	11.	prscrptn flld, TRN:medical appointment
201	S03Y13B	Num	4	762	MARKED.	11.	prscrptn flld, TRN:visit TRN, othr reasn
202	S03Y13C	Num	4	766	MARKED.	11.	prscrptn flld, TRN:conviniently located
203	S03Y13D	Num	4	770	MARKED.	11.	prscrptn flld, TRN:prscrptn drugs free
204	S03Y13E	Num	4	774	MARKED.	11.	prscrptn flld, TRN:like service
205	S03Y13F	Num	4	778	MARKED.	11.	prscrptn flld, TRN:doctor recommended
206	S03Y13G	Num	4	782	MARKED.	11.	prscrptn flld, TRN:better info/instrctns
207	S03Y13H	Num	4	786	MARKED.	11.	prscrptn flld, TRN:trust fill correctly
212	S03Y18A	Num	4	806	MARKED.	11.	claim problems, NNC:none
213	S03Y18B	Num	4	810	MARKED.	11.	claim problems, NNC:instrctn difficult
214	S03Y18C	Num	4	814	MARKED.	11.	claim problems, NNC:dfcult obtaining fo
215	S03Y18D	Num	4	818	MARKED.	11.	claim problems, NNC:>20 days to process
216	S03Y19A	Num	4	822	MARKED.	11.	prscrptn flld, NNC:other hlth insurance
217	S03Y19B	Num	4	826	MARKED.	11.	prscrptn flld, NNC:travelling
218	S03Y19C	Num	4	830	MARKED.	11.	prscrptn flld, NNC:not conviniently loca
219	S03Y19D	Num	4	834	MARKED.	11.	prscrptn flld, NNC:in network?
220	S03Y19E	Num	4	838	MARKED.	11.	prscrptn flld, NNC:prefer non-network ph
221	S03Y19F	Num	4	842	MARKED.	11.	prscrptn flld, NNC:difference unknown
24	SERVAF	Char	1	84	\$\$SERVAF.		Service Affiliation
9	SERVAREA	Char	2	57	\$\$SRVAREA.		Service Area
3	SEXSMPL	Num	8	16	SEX.		SEXSMPL - Sex
138	SRAGE	Num	4	510	AGEGRP.	11.	What is your age now
132	SREDA	Num	4	486	EDUC.	11.	Highest grade completed
133	SRRACEA	Num	4	490	MARKED.	11.	Race: White
134	SRRACEB	Num	4	494	MARKED.	11.	Race: Black or African American
135	SRRACEC	Num	4	498	MARKED.	11.	Race: American Indian or Alaska Native
136	SRRACED	Num	4	502	MARKED.	11.	Race: Asian
137	SRRACEE	Num	4	506	MARKED.	11.	Race: Native Hawaiian/other Pacific Isl.
4	STRATUM	Char	7	24			Sampling STRATUM
2	SVCSMPL	Num	8	8	SVCSMPL.		SVCSMPL - Branch of Service
245	TRICKDUP	Char	3	937	\$.	\$.	Ontime and after fielding period indicat
246	WEB	Num	8	940	WEB.	8.	Web survey indicator
335	WRWT	Num	8	1641			Final Weight
336	WRWT1	Num	8	1649			Replicated/JackKnife Weight 1
337	WRWT2	Num	8	1657			Replicated/JackKnife Weight 2
338	WRWT3	Num	8	1665			Replicated/JackKnife Weight 3
339	WRWT4	Num	8	1673			Replicated/JackKnife Weight 4
340	WRWT5	Num	8	1681			Replicated/JackKnife Weight 5
341	WRWT6	Num	8	1689			Replicated/JackKnife Weight 6
342	WRWT7	Num	8	1697			Replicated/JackKnife Weight 7
343	WRWT8	Num	8	1705			Replicated/JackKnife Weight 8
344	WRWT9	Num	8	1713			Replicated/JackKnife Weight 9
345	WRWT10	Num	8	1721			Replicated/JackKnife Weight 10
346	WRWT11	Num	8	1729			Replicated/JackKnife Weight 11
347	WRWT12	Num	8	1737			Replicated/JackKnife Weight 12
348	WRWT13	Num	8	1745			Replicated/JackKnife Weight 13
349	WRWT14	Num	8	1753			Replicated/JackKnife Weight 14
350	WRWT15	Num	8	1761			Replicated/JackKnife Weight 15
351	WRWT16	Num	8	1769			Replicated/JackKnife Weight 16
352	WRWT17	Num	8	1777			Replicated/JackKnife Weight 17
353	WRWT18	Num	8	1785			Replicated/JackKnife Weight 18
354	WRWT19	Num	8	1793			Replicated/JackKnife Weight 19
355	WRWT20	Num	8	1801			Replicated/JackKnife Weight 20
356	WRWT21	Num	8	1809			Replicated/JackKnife Weight 21
357	WRWT22	Num	8	1817			Replicated/JackKnife Weight 22
358	WRWT23	Num	8	1825			Replicated/JackKnife Weight 23
359	WRWT24	Num	8	1833			Replicated/JackKnife Weight 24
360	WRWT25	Num	8	1841			Replicated/JackKnife Weight 25
361	WRWT26	Num	8	1849			Replicated/JackKnife Weight 26
362	WRWT27	Num	8	1857			Replicated/JackKnife Weight 27
363	WRWT28	Num	8	1865			Replicated/JackKnife Weight 28
364	WRWT29	Num	8	1873			Replicated/JackKnife Weight 29
365	WRWT30	Num	8	1881			Replicated/JackKnife Weight 30
366	WRWT31	Num	8	1889			Replicated/JackKnife Weight 31
367	WRWT32	Num	8	1897			Replicated/JackKnife Weight 32
368	WRWT33	Num	8	1905			Replicated/JackKnife Weight 33

369	WRWT34	Num	8	1913	Replicated/JackKnife	Weight	34
370	WRWT35	Num	8	1921	Replicated/JackKnife	Weight	35
371	WRWT36	Num	8	1929	Replicated/JackKnife	Weight	36
372	WRWT37	Num	8	1937	Replicated/JackKnife	Weight	37
373	WRWT38	Num	8	1945	Replicated/JackKnife	Weight	38
374	WRWT39	Num	8	1953	Replicated/JackKnife	Weight	39
375	WRWT40	Num	8	1961	Replicated/JackKnife	Weight	40
376	WRWT41	Num	8	1969	Replicated/JackKnife	Weight	41
377	WRWT42	Num	8	1977	Replicated/JackKnife	Weight	42
378	WRWT43	Num	8	1985	Replicated/JackKnife	Weight	43
379	WRWT44	Num	8	1993	Replicated/JackKnife	Weight	44
380	WRWT45	Num	8	2001	Replicated/JackKnife	Weight	45
381	WRWT46	Num	8	2009	Replicated/JackKnife	Weight	46
382	WRWT47	Num	8	2017	Replicated/JackKnife	Weight	47
383	WRWT48	Num	8	2025	Replicated/JackKnife	Weight	48
384	WRWT49	Num	8	2033	Replicated/JackKnife	Weight	49
385	WRWT50	Num	8	2041	Replicated/JackKnife	Weight	50
386	WRWT51	Num	8	2049	Replicated/JackKnife	Weight	51
387	WRWT52	Num	8	2057	Replicated/JackKnife	Weight	52
388	WRWT53	Num	8	2065	Replicated/JackKnife	Weight	53
389	WRWT54	Num	8	2073	Replicated/JackKnife	Weight	54
390	WRWT55	Num	8	2081	Replicated/JackKnife	Weight	55
391	WRWT56	Num	8	2089	Replicated/JackKnife	Weight	56
392	WRWT57	Num	8	2097	Replicated/JackKnife	Weight	57
393	WRWT58	Num	8	2105	Replicated/JackKnife	Weight	58
394	WRWT59	Num	8	2113	Replicated/JackKnife	Weight	59
395	WRWT60	Num	8	2121	Replicated/JackKnife	Weight	60
309	XBNFGRP	Num	8	1433	XBGC_S.	Constructed Beneficiary Group	
302	XENRLLMT	Num	8	1387	ENROLL.	Enrollment in TRICARE Prime	
303	XENR_PCM	Num	8	1395	PCM.	Enrollment by PCM type	
304	XINS_COV	Num	8	1403	INSURE.	Insurance Coverage	
305	XREGION	Num	3	1411	CREG.	XREGION - Region	
308	XSEXA	Num	8	1425	HASEX.	Male or Female - R	

APPENDIX E

SAS PROC CONTENTS – POSITIONAL 2003 ADULT HCSDB – QUARTERS I-IV

The CONTENTS Procedure

```

Data Set Name: IN.HCS03A_1          Observations:      51942
Member Type:   DATA                Variables:         636
Engine:        V6                   Indexes:          0
Created:       15:30 Tuesday, January 27, 2004  Observation Length: 4057
Last Modified: 15:30 Tuesday, January 27, 2004  Deleted Observations: 0
Protection:                               Compressed:       YES
Data Set Type:                               Reuse Space:     NO
Label:                               Point to Observations: NO
                                           Sorted:          NO
    
```

-----Engine/Host Dependent Information-----

```

Data Set Page Size:      16384
Number of Data Set Pages: 12990
Number of Data Set Repairs: 0
File Name:               C:\Files\DOD\2003\DATA\hcs03a_1.sd2
Release Created:         6.08.00
Host Created:            WIN
    
```

-----Variables Ordered by Position-----

#	Variable	Type	Len	Pos	Format	Informat	Label
1	MPRID	Char	8	0	\$8.	\$42.	Unique MPR Identifier
2	SVCSMPL	Num	8	8	SVCSMPL.		SVCSMPL - Branch of Service
3	SEXSMPL	Num	8	16	SEX.		SEXSMPL - Sex
4	STRATUM	Char	7	24			Sampling STRATUM
5	CACSMPL	Num	8	31	CAC.		CACSMPL - Catchment Area
6	ENBGSMPL	Char	2	39	\$ENBGS.		Enrollment by beneficiary category
7	MPCSMPL	Num	8	41	MPCSMPL.		MPCSMPL - Military Personnel Category
8	NHFF	Num	8	49			NHFF - Stratum Sample Size
9	SERVAREA	Char	2	57	\$SRVAREA.		Service Area
10	DCATCH	Char	4	59			Catchment Area
11	DMIS_ID	Char	9	63			DMIS ID
12	E1	Char	1	72	\$E_.		Elig ind for pd=1 (as of 31 July 2000)
13	E2	Char	1	73	\$E_.		Elig ind for pd=2 (as of 30 Sept 2000)
14	E3	Char	1	74	\$E_.		Elig ind for pd=3 (as of 31 Jan 2001)
15	E4	Char	1	75	\$E_.		Elig ind for pd=4 (as of 31 Mar 2001)
16	E5	Char	1	76	\$E_.		Elig ind for pd=5 (as of 31 Aug 2001)
17	E6	Char	1	77	\$E_.		Elig ind for pd=6 (as of 30 Nov 2001)
18	E7	Char	1	78	\$E_.		Elig ind for pd=7 (as of 28 Feb 2002)
19	E8	Char	1	79	\$E_.		Elig ind for pd=8 (as of 31 May 2002)
20	E9	Char	1	80	\$E_.		Elig ind for pd=9 (as of 31 Aug 2002)
21	E10	Char	1	81	\$E_.		Elig ind for pd=10 (as of 30 Nov 2002)
22	E11	Char	1	82	\$E_.		Elig ind for pd=11 (as of 28 Feb 2003)
23	E12	Char	1	83			Elig ind for pd=12 (as of 31 May 2003)
24	SERVAFF	Char	1	84	\$SERVAFF.		Service Affiliation
25	MRTLSTAT	Char	1	85	\$MSTATUS.		Marital Status
26	RACEETHN	Char	1	86	\$RACECD.		Race/Ethnic Code
27	PNSEXCD	Char	1	87	\$SEXCD.		Person Gender
28	LEGDDSCD	Char	2	88	\$DDSFMT.		DDS Code
29	DAGEQY	Char	3	90			Age at time of data collection
30	PCM	Char	3	93	\$PCM.		Primary Manager Code (CIV or MIL)
31	DBENCAT	Char	3	96	\$BENCAT.		Beneficiary Category
32	DMEDELG	Char	1	99	\$MEDELG.		Medical Privilege Code
33	DSPONSVC	Char	1	100	\$SPONSVC.		Derived Sponsor Branch of Service
34	MBRRELCD	Char	1	101	\$MBRREL.		Member Relationship Code
35	MEDTYPE	Char	1	102	\$MEDTYP.		Medicare Type
36	PATCAT	Char	7	103	\$AGGBCAT.		Aggregated Beneficiary Category
37	PNLCATCD	Char	1	110	\$PNLCAT.		Personnel Category Code (Duty Status)
38	FIELDAGE	Char	3	111			Age at start of fielding period
39	H03001	Num	4	114	YN.	11.	Are you the person listed on envelope
40	H03002A	Num	4	118	MARKED.	11.	Health plan(s) covered: TRICARE Prime
41	H03002C	Num	4	122	MARKED.	11.	Health plan(s) covered: TRICARE Ext/Stnd
42	H03002F	Num	4	126	MARKED.	11.	Health plan(s) covered: MEDICARE
43	H03002G	Num	4	130	MARKED.	11.	Health plan(s) covered: FEHBP
44	H03002H	Num	4	134	MARKED.	11.	Health plan(s) covered: Medicaid
45	H03002I	Num	4	138	MARKED.	11.	Health plan(s) covered: Civilian HMO
46	H03002J	Num	4	142	MARKED.	11.	Health plan(s) covered: Other civilian
47	H03002K	Num	4	146	MARKED.	11.	Health plan(s) covered: USFHP
48	H03002L	Num	4	150	MARKED.	11.	Health plan(s) covered: Not sure
49	H03002M	Num	4	154	MARKED.	11.	Health plan(s) covered: Veterans

50	H03002N	Num	4	158	MARKED.	11.	Health plan(s) covered: TRICARE Plus
51	H03002O	Num	4	162	MARKED.	11.	Health plan(s) covered: TRICARE For Life
52	H03003	Num	4	166	MEDA.	11.	Currently Covered Medicare Part A
53	H03004	Num	4	170	MEDB.	11.	Currently Covered Medicare Part B
54	H03005	Num	4	174	MEDSUPP.	11.	Currently Covered Medicare Supplemental
55	H03006	Num	4	178	HPLAN1_.	11.	Which health plan did you use most
56	H03007	Num	4	182	HPTIME.	11.	yrs in a row with health plan
57	H03008	Num	4	186	YN.	11.	When joined hlth plan, rcv new prsnl Dr
58	H03009	Num	4	190	PROB1_.	11.	Health plan: prblm to get Dr happy with
59	H03010	Num	4	194	YN.	11.	Have one person think of as personal Dr
60	H03011	Num	4	198	RATE1_.	11.	Rating of your personal Dr or nurse
61	H03012	Num	4	202	YN.	11.	In lst yr:you/Dr think you need spclst
62	H03013	Num	4	206	PROB2_.	11.	In lst yr:how much prblm rfrl to spclst
63	H03014	Num	4	210	YN.	11.	In lst yr:did you see a specialist
64	H03015	Num	4	214	RATE2_.	11.	Rating of specialist seen in lst yr
65	H03016	Num	4	218	YNOFT.	11.	In lst yr:spclst saw same as persnl Dr
66	H03017	Num	4	222	YN.	11.	In lst yr:call Dr for help/advice
67	H03018	Num	4	226	OFTEN1_.	11.	In lst yr:when call how often get hlp nd
68	H03019	Num	4	230	YN.	11.	In lst yr:make appts for reg hlth care
69	H03020	Num	4	234	OFTEN2_.	11.	In lst yr:appt reg hlth care when wnted
70	H03021	Num	4	238	TIME1_.	11.	In lst yr:days btwn appt & see prvder
71	H03022	Num	4	242	YN.	11.	In lst yr:illness/injry care right away
72	H03023	Num	4	246	OFTEN3_.	11.	In lst yr:get care as soon as wanted
73	H03024	Num	4	250	TIME2_.	11.	In lst yr:wait btwn try get care,see prv
74	H03025	Num	4	254	OFTEN4_.	11.	In lst yr:goto emrgncy rm for own care
75	H03026	Num	4	258	OFTEN5_.	11.	In lst yr:goto Dr office/clinic for care
76	H03027	Num	4	262	PROB3_.	11.	In lst yr:prblm to get care thght ncssry
77	H03028	Num	4	266	PROB3_.	11.	In lst yr:prblm w/delays wait for apprv
78	H03029	Num	4	270	OFTEN9_.	11.	In lst yr:wait > 15 min past appt see Dr
79	H03030	Num	4	274	OFTEN9_.	11.	In lst yr:how oftn treat w/crtsy/rspct
80	H03031	Num	4	278	OFTEN9_.	11.	In lst yr:how oftn staff helpful
81	H03032	Num	4	282	OFTEN9_.	11.	In lst yr:how oftn Drs listen to you
82	H03033	Num	4	286	OFTEN9_.	11.	In lst yr:how oftn Drs explain things
83	H03034	Num	4	290	OFTEN9_.	11.	In lst yr:how oftn Drs show respect
84	H03035	Num	4	294	OFTEN9_.	11.	In lst yr:how oftn Drs spend enough time
85	H03036	Num	4	298	RATE3_.	11.	Rating of all health care in lst yr
86	H03037	Num	4	302	OFTENPX.	11.	In lst yr:cvltn prscrptn filled at Mltry
87	H03038	Num	4	306	PLACE.	11.	In lst yr:fclty use most for Health care
88	H03039	Num	4	310	YNDNK.	11.	In lst yr:send in any claims
89	H03040	Num	4	314	OFTEN6_.	11.	In lst yr:Hlth pln handle in rsnble time
90	H03041	Num	4	318	OFTEN6_.	11.	In lst yr:how oftn handle correctly
91	H03042	Num	4	322	OFTEN6_.	11.	In lst yr:before care, know amt to pay
92	H03043	Num	4	326	YN.	11.	In lst yr:info in written materials
93	H03044	Num	4	330	PROB7_.	11.	In lst yr:prblm to find/undrstnd mtrls
94	H03045	Num	4	334	YN.	11.	In lst yr:health plan's cstmr srvc help
95	H03046	Num	4	338	PROB8_.	11.	In lst yr:prblm get help from cstmr srvc
96	H03047	Num	4	342	YN.	11.	Call or write plan with complaint/prblm
97	H03048	Num	4	346	TIME3_.	11.	How long for Hlth pln to resolve cmplnt
98	H03049	Num	4	350	YNSET.	11.	Complaint/prblm settled to satisfaction
99	H03050	Num	4	354	YN.	11.	In lst yr:experiences with paperwork
100	H03051	Num	4	358	PROB9_.	11.	In lst yr:prblms with paperwork
101	H03052	Num	4	362	RATE5_.	11.	Rating of all experience with hlth plan
102	H03053	Num	4	366	LIKELY.	11.	In nxt yr:lkly to dsnrln in TRICARE Prime
103	H03054	Num	4	370	TIME4_.	11.	Not sick/prgnt: lst mdcl/physcl exam
104	H03055	Num	4	374	TIME5_.	11.	Blood pressure: when lst reading
105	H03056	Num	4	378	YNBP_.	11.	Blood pressure: know if too high or not
106	H03057	Num	4	382	TIME6_.	11.	When lst have cholesterol screening
107	H03058	Num	4	386	TIME7_.	11.	When did you lst have a flu shot
108	H03059	Num	4	390	YNDNK.	11.	Smoked at least 100 cigarettes in life
109	H03060	Num	4	394	TIME8_.	11.	Smoke everyday, some days or not at all
110	H03061	Num	4	398	TIME9_.	11.	How long since you quit smoking
111	H03062	Num	4	402	OFTEN8_.	11.	lst yr: # visits advised to quit smoking
112	H03063	Num	4	406	SEX.	11.	Are you male or female
113	H03064	Num	4	410	TIME10_.	11.	lst prostate disease exam or blood test
114	H03065	Num	4	414	TIME11_.	11.	lst have a Pap smear test
115	H03066	Num	4	418	YN.	11.	Are you under age 40
116	H03067	Num	4	422	TIME12_.	11.	lst time: breasts checked mammography
117	H03068	Num	4	426	TIME13_.	11.	lst time: breast exam by professional
118	H03069	Num	4	430	YNPREG.	11.	Been pregnant in lst yr or pregnant now
119	H03070	Num	4	434	PREG1_.	11.	In what trimester is your pregnancy
120	H03071	Num	4	438	PREG2_.	11.	Trimester first received prenatal care
121	H03072	Num	4	442	HEALTH.	11.	In gnrl, how would you rate ovrrall hlth
122	H03073	Num	4	446	YN.	11.	Impairment/Hlth prblm limit activities
123	H03074	Num	4	450	TIME14_.	11.	Last 30 days:Days physical hlth not good
124	H03075	Num	4	454	TIME14_.	11.	Last 30 days:Days mental hlth not good
125	H03076	Num	4	458	TIME14_.	11.	Last 30 days:Days Health hinder actvty
126	H03077	Num	4	462	TIME14_.	11.	Last 30 days:Days Pain hndr usual actvty
127	H03078	Num	4	466	TIME14_.	11.	Last 30 days:Days felt Sad/Depressed
128	H03079	Num	4	470	TIME14_.	11.	Last 30 days:Days wrried/tense/anxious

129	H03080	Num	4	474	TIME14_.	11.	Last 30 days:Days without enough sleep
130	H03081	Num	4	478	TIME14_.	11.	Last 30 days:Days hlthy, full of enrgy
131	H03082	Num	4	482	HISP.	11.	Are you Spanish/Hispanic/Latino
132	SREDA	Num	4	486	EDUC.	11.	Highest grade completed
133	SRRACEA	Num	4	490	MARKED.	11.	Race: White
134	SRRACEB	Num	4	494	MARKED.	11.	Race: Black or African American
135	SRRACEC	Num	4	498	MARKED.	11.	Race: American Indian or Alaska Native
136	SRRACED	Num	4	502	MARKED.	11.	Race: Asian
137	SRRACEE	Num	4	506	MARKED.	11.	Race: Native Hawaiian/other Pacific Isl.
138	SRAGE	Num	4	510	AGEGRP.	11.	What is your age now
139	S03B01	Num	4	514	OFTEN7_.		In lst yr:# brfngs on MTF TRICARE srvc
140	S03F01	Num	4	518	YN.		Healthcare received at military facility
141	S03F02	Num	4	522	CONDITN.		MTF physcl condtn vs cvln hlthcr felty
142	S03O01	Num	4	526	YN.		See same Dr majority prenatal apptmnts
143	S03O02	Num	4	530	YN.		Dr encraged fmly hlp prpare baby arrvl
144	S03O03	Num	4	534	PROB10_.		Prblm mkng apptmnts for prenatal visit
145	S03O04	Num	4	538	YN.		Got training prpare for breastfeeding
146	S03O05	Num	4	542	RATE6_.		Rate training for breastfeeding rcvd
147	S03O06	Num	4	546	YNDNK.		Physician work to develop brth plan
148	S03R01	Num	4	550	YN.		In lst yr:prscrptns flld at mltry phrmcy
149	S03R02	Num	4	554	RATE4_.		Rating of customer srvc at mltry phrmcy
150	S03R03	Num	4	558	YNMTF.		In lst yr:dscus mdctn wth mltry phrmcst
151	S03R04	Num	4	562	WAIT.		In lst yr:wait flld prscrptn-mltry phrmc
152	S03V01	Num	4	566	HLTHCARE.	11.	In lst yr:hlthcr frm TRICARE cvln ntwrk
153	S03V02	Num	4	570	PROB4_.	11.	In lst yr:prblm get wanted care frm TCN
154	S03V03	Num	4	574	PROB5_.		In lst yr:prblm fndng cnvntent TCN dr
155	S03V04	Num	4	578	PROB6_.	11.	In lst yr:prblm fndng cnvntent TCN lab
156	S03V05	Num	4	582	YNNET.	11.	In lst yr:Learn wntd Physician left TCN
157	S03V06	Num	4	586	PROB15_.	11.	In lst yr:prblm fndng cnvntent TCN dr
158	S03V07	Num	4	590	PROB16_.	11.	In lst yr:prblm fndng splclst in cvln ntw
159	S03C01	Num	4	594	DOCTOR.	11.	Gen Dr,speclst,physician assist,or nurse
160	S03C02	Num	4	598	TIME1A_.	11.	Months/yrs been going to personal Dr
161	S03C03	Num	4	602	YN.	11.	Physcl/mentl cond interferes with work
162	S03C04	Num	4	606	YNPROB.	11.	Dr undrstnds Hlth prblm affect dly life
163	S03C05	Num	4	610	OFTEN1B_.	11.	In lst yr:# times you went to a speclst
164	S03C06	Num	4	614	YN.	11.	In lst yr:decisions made about hlth care
165	S03C07	Num	4	618	OFTEN10_.	11.	In lst yr:how oftn invld as much as wntd
166	S03C08	Num	4	622	PROB11_.	11.	In lst yr:prblm get Dr to agree w/ you
167	S03C09	Num	4	626	YN.	11.	In lst yr:needed special medical equip
168	S03C10	Num	4	630	PROB12_.	11.	In lst yr:prblm get specl medical equip
169	S03C11	Num	4	634	YN.	11.	In lst yr:needed special therapy
170	S03C12	Num	4	638	PROB13_.	11.	In lst yr:prblm getting special therapy
171	S03C13	Num	4	642	YN.	11.	In lst yr:need home hlth care/assistance
172	S03C14	Num	4	646	PROB14_.	11.	In lst yr:prblm get care/assist needed
173	S03C15	Num	4	650	YN.	11.	Need help with personal care needs
174	S03C16	Num	4	654	YN.	11.	Need help with routine needs
175	S03C17	Num	4	658	YN.	11.	Physical/mntl cond interfere w/indpndnce
176	S03C18	Num	4	662	RATE5_.	11.	Rating of equip, srvc, help provided
177	S03C19	Num	4	666	YN.	11.	In lst yr:patient overnight or longer
178	S03C20	Num	4	670	YN.	11.	Physcl/mental cond that lasted 3 months
179	S03C21	Num	4	674	YNCOND.	11.	In lst yr:seen Dr more than twice
180	S03C22	Num	4	678	YNCOND.	11.	Taking prescrptn meds for at least 3 mon
181	S03Y01	Num	4	682	YN.	11.	In lst 90 days:have filled a prscrptn
182	S03Y02	Num	4	686	TRAVEL.	11.	Distance travelled, home to MTF phrmcy
183	S03Y03	Num	4	690	PRSCRPTN.	11.	In lst 90 dys:prscrptn fill, MTF phrmcy
184	S03Y04	Num	4	694	MEDINF1_.	11.	In lst 90 dys:filled prscrptn info
185	S03Y05	Num	4	698	OFTEN11_.	11.	In lst 90 dys:flld prscrptn wait >30mn
186	S03Y06A	Num	4	702	MARKED.	11.	prscrptn flld, MTF:medical appointment
187	S03Y06B	Num	4	706	MARKED.	11.	prscrptn flld, MTF:visit MTF, othr reasn
188	S03Y06C	Num	4	710	MARKED.	11.	prscrptn flld, MTF:conviniently located
189	S03Y06D	Num	4	714	MARKED.	11.	prscrptn flld, MTF:prscrptn drugs free
190	S03Y06E	Num	4	718	MARKED.	11.	prscrptn flld, MTF:like service
191	S03Y06F	Num	4	722	MARKED.	11.	prscrptn flld, MTF:doctor recommended
192	S03Y06G	Num	4	726	MARKED.	11.	prscrptn flld, MTF:better info/instrctns
193	S03Y06H	Num	4	730	MARKED.	11.	prscrptn flld, MTF:trust fill correctly
194	S03Y07	Num	4	734	RATE7_.	11.	Rating of MTF phrmcy where prscrptn flld
195	S03Y08	Num	4	738	DISTANCE.	11.	Dist:home, work to TRICARE ntwrk phrmcy
196	S03Y09	Num	4	742	PRSCRPTN.	11.	In lst 90 dys:prscrptn fill, TRN phrmcy
197	S03Y10	Num	4	746	MEDINF2_.	11.	In lst 90 dys:TRN filled prscrptn info
198	S03Y11	Num	4	750	OFTEN11_.	11.	In lst 90 dys:TRN flld prscrp wait >30mn
199	S03Y12	Num	4	754	YN.	11.	In lst 90 dys:TRN flld prscrp, tkn >=90d
200	S03Y13A	Num	4	758	MARKED.	11.	prscrptn flld, TRN:medical appointment
201	S03Y13B	Num	4	762	MARKED.	11.	prscrptn flld, TRN:visit TRN, othr reasn
202	S03Y13C	Num	4	766	MARKED.	11.	prscrptn flld, TRN:conviniently located
203	S03Y13D	Num	4	770	MARKED.	11.	prscrptn flld, TRN:prscrptn drugs free
204	S03Y13E	Num	4	774	MARKED.	11.	prscrptn flld, TRN:like service
205	S03Y13F	Num	4	778	MARKED.	11.	prscrptn flld, TRN:doctor recommended
206	S03Y13G	Num	4	782	MARKED.	11.	prscrptn flld, TRN:better info/instrctns
207	S03Y13H	Num	4	786	MARKED.	11.	prscrptn flld, TRN:trust fill correctly

208	S03Y14	Num	4	790	RATE8_.	11.	Rating of TRN phrmcy where prscrptn flld
209	S03Y15	Num	4	794	PRSCRPTN.	11.	In lst 90 dys:prscrptn fill, NNC phrmcy
210	S03Y16	Num	4	798	MEDINF3_.	11.	In lst 90 dys:NNC filled prscrptn info
211	S03Y17	Num	4	802	YN.	11.	In lst 90 dys:filed claims, NNC prscrptn
212	S03Y18A	Num	4	806	MARKED.	11.	claim problems, NNC:none
213	S03Y18B	Num	4	810	MARKED.	11.	claim problems, NNC:instrctn difficult
214	S03Y18C	Num	4	814	MARKED.	11.	claim problems, NNC:dfcult obtaining fo
215	S03Y18D	Num	4	818	MARKED.	11.	claim problems, NNC:>20 days to process
216	S03Y19A	Num	4	822	MARKED.	11.	prscrptn flld, NNC:other hlth insurance
217	S03Y19B	Num	4	826	MARKED.	11.	prscrptn flld, NNC:travelling
218	S03Y19C	Num	4	830	MARKED.	11.	prscrptn flld, NNC:not conviniently loca
219	S03Y19D	Num	4	834	MARKED.	11.	prscrptn flld, NNC:in network?
220	S03Y19E	Num	4	838	MARKED.	11.	prscrptn flld, NNC:prefer non-network ph
221	S03Y19F	Num	4	842	MARKED.	11.	prscrptn flld, NNC:difference unknown
222	S03Y20	Num	4	846	RATE9_.	11.	Rating of NNC phrmcy where prscrptn flld
223	S03Y21	Num	4	850	PRSCRPTN.	11.	In lst 90 dys:prscrptn fill, TMO phrmcy
224	S03Y22	Num	4	854	OFTEN12_.	11.	In lst 90 dys:TMO flld prscrp wait <=14d
225	S03Y23	Num	4	858	YN.	11.	In lst 90 dys:refills, Express Scripts w
226	S03Y24	Num	4	862	PROB17_.	11.	In lst 90 dys:prblm refill, Express Scrip
227	S03Y25	Num	4	866	RATE10_.	11.	Rating of Tricare mail order pharmacy
228	S03G01	Num	4	870	YNRES.	11.	Currnt mobilizd memb Natl Guard/Resv
229	S03G02	Num	4	874	YNPOL1_.	11.	Bfre fam mobile:covrd by civ hlth ins
230	S03G03	Num	4	878	YN.	11.	Resv employr pay civ hlth ins premium
231	S03G04	Num	4	882	COVERAGE.	11.	Describe coverage:TRICARE/Civilian
232	S03G05	Num	4	886	PROB18_.	11.	Prblm gttng TRICARE bnfits info
233	S03G06	Num	4	890	YNDOC.	11.	Persnl Dr/Nrse membr TRICARE cvln ntwrk
234	S03G07	Num	4	894	DIFFDR.	11.	Since resv mobilzd:more diffclt see Dr
235	S03G08	Num	4	898	DIFFSP.	11.	Since resv mobilzd:more diffclt see spcl
236	S03G09	Num	4	902	YNPOL2_.	11.	Bfre currnt mobilzn:covrd by civ hlth in
237	S03G10	Num	4	906	YN.	11.	Kept civiln insrnce covrge
238	S03G11	Num	4	910	YN.	11.	Your employr pay civ hlth ins premium
239	S03G12	Num	4	914	OPERATN.	11.	For which operation mobilizd
240	S03G13	Num	4	918	MOBILIZE.	11.	When mobilizd for op
241	S03G14	Num	4	922	MOBILIZE.	11.	How long ordrs state mobiliz last
242	FLAG_FIN	Char	5	926	\$FINAL.	\$5.	Final Disposition
243	DUPFLAG	Char	3	931			Multiple Response Indicator
244	ONTIME	Char	3	934	\$3.	\$3.	Responded Within 8 weeks of Mail-Out
245	TRICKDUP	Char	3	937	\$3.	\$3.	Ontime and after fielding period indicat
246	WEB	Num	8	940	WEB.	8.	Web survey indicator
247	N1	Num	8	948			Coding Scheme Note 1
248	N2	Num	8	956			Coding Scheme Note 2
249	N3	Num	8	964			Coding Scheme Note 3
250	N3A	Num	8	972			Coding Scheme Note 3A
251	N4	Num	8	980			Coding Scheme Note 4
252	N5	Num	8	988			Coding Scheme Note 5
253	N5A	Num	8	996			Coding Scheme Note 5A
254	N6	Num	8	1004			Coding Scheme Note 6
255	N7	Num	8	1012			Coding Scheme Note 7
256	N8	Num	8	1020			Coding Scheme Note 8
257	N9	Num	8	1028			Coding Scheme Note 9
258	N9A	Num	8	1036			Coding Scheme Note 9A
259	N9B	Num	8	1044			Coding Scheme Note 9B
260	N9C	Num	8	1052			Coding Scheme Note 9C
261	N9D	Num	8	1060			Coding Scheme Note 9D
262	N9E	Num	8	1068			Coding Scheme Note 9E
263	N9F	Num	8	1076			Coding Scheme Note 9F
264	N9G	Num	8	1084			Coding Scheme Note 9G
265	N9H	Num	8	1092			Coding Scheme Note 9H
266	N9I	Num	8	1100			Coding Scheme Note 9I
267	N9J	Num	8	1108			Coding Scheme Note 9J
268	N9K	Num	8	1116			Coding Scheme Note 9K
269	N9L	Num	8	1124			Coding Scheme Note 9L
270	N10	Num	8	1132			Coding Scheme Note 10
271	N12	Num	8	1140			Coding Scheme Note 12
272	N13	Num	8	1148			Coding Scheme Note 13
273	N14	Num	8	1156			Coding Scheme Note 14
274	N15	Num	8	1164			Coding Scheme Note 15
275	N16	Num	8	1172			Coding Scheme Note 16
276	N17	Num	8	1180			Coding Scheme Note 17
277	N18	Num	8	1188			Coding Scheme Note 18
278	N18A	Num	8	1196			Coding Scheme Note 18A
279	N18B	Num	8	1204			Coding Scheme Note 18B
280	N18C	Num	8	1212			Coding Scheme Note 18C
281	N18D	Num	8	1220			Coding Scheme Note 18D
282	N19	Num	8	1228			Coding Scheme Note 19
283	N19A	Num	8	1236			Coding Scheme Note 19A
284	N20A	Num	8	1244			Coding Scheme Note 20A
285	N20B	Num	8	1252			Coding Scheme Note 20B
286	N20C	Num	8	1260			Coding Scheme Note 20C

287	N20D	Num	8	1268	Coding Scheme Note 20D
288	N21	Num	8	1276	Coding Scheme Note 21
289	N22	Num	8	1284	Coding Scheme Note 22
290	N23	Num	8	1292	Coding Scheme Note 23
291	MISS_1	Num	8	1300	HAMISS. Count of: Violates Skip Pattern
292	MISS_4	Num	8	1308	HAMISS. Count of: Incomplete grid error
293	MISS_5	Num	8	1316	HAMISS. Count of: Scalable reponse of Don't know
294	MISS_6	Num	8	1324	HAMISS. Count of: Not applicable - valid skip
295	MISS_7	Num	8	1332	HAMISS. Count of: Out-of-range error
296	MISS_8	Num	8	1340	HAMISS. Count of: Multiple response error
297	MISS_9	Num	8	1348	HAMISS. Count of: No response - invalid skip
298	MISS_TOT	Num	8	1356	HAMISS. Total number of missing responses
299	FNSTATUS	Num	8	1364	FNSTATS. Final Status
300	KEYCOUNT	Num	8	1372	# of Key Questions Answered
301	QUARTER	Char	7	1380	Survey Quarter
302	XENRLMT	Num	8	1387	ENROLL. Enrollment in TRICARE Prime
303	XENR_PCM	Num	8	1395	PCM. Enrollment by PCM type
304	XINS_COV	Num	8	1403	INSURE. Insurance Coverage
305	XREGION	Num	3	1411	CREG. XREGION - Region
306	CONUS	Num	3	1414	CONUSMHS. CONUS - CONUS/OCONUS Indicator
307	OUTCATCH	Num	8	1417	OCATCH. Out of catchment area indicator
308	XSEXA	Num	8	1425	HASEX. Male or Female - R
309	XBNFGRP	Num	8	1433	XBGC_S. Constructed Beneficiary Group
310	KDISENRL	Num	8	1441	HAYNN. Intention to disenroll
311	KMILOFFC	Num	8	1449	HAYNN. Office wait of more than 15 min-Mil
312	KCIVOFFC	Num	8	1457	HAYNN. Office wait of more than 15 min-Civ
313	KBGPRB1	Num	8	1465	HAYNN. Big problem getting referrals to splst
314	KBGPRB2	Num	8	1473	HAYNN. Big problem getting necessary care
315	KMILOPQY	Num	8	1481	HAGRID. Outpatient visits-use Military fcilty mos
316	KCIVOPQY	Num	8	1489	HAGRID. Outpatient visits-use Civilian fcilty mos
317	KCIVINS	Num	8	1497	HAYNN2_ Beneficiary coverd by civilian insurance
318	KPRSCPTN	Num	8	1505	HAYNN. 6 or > civ prscrpts filled by mil phmcy
319	KBRSTCR	Num	8	1513	HAYNN. Women 40>= ever had mammogram & brst exm
320	HP_PRNTL	Num	8	1521	PRNTL. Prgnt in 1st yr, receivd cre 1st trimstr
321	HP_MAMOG	Num	8	1529	HAYNN. Women 40>=, mammography in pst 2 yrs
322	HP_MAM50	Num	8	1537	HAYNN. Women 50>=, mammography in pst 2 yrs
323	HP_PAP	Num	8	1545	HAYNN. All women, Pap smear in last 3 yrs
324	HP_BP	Num	8	1553	HAYNN2_ Bld prsre chck in last 2 yrs, know rsalts
325	HP_FLU	Num	8	1561	HAYNN. 65 and older, flu shot in last 12 mnths
326	HP_PROS	Num	8	1569	HAYNN. Men 50>=, prostrate exam in 1st 12 mnths
327	HP_GP	Num	8	1577	HAYNN. General physical exam in last 12 mnths
328	HP_BRST	Num	8	1585	HAYNN. Women >=40, breast exam in last 12 mnths
329	HP_CHOL	Num	8	1593	HAYNN. Cholesterol screening in last 5 yrs
330	HP_SMOKE	Num	8	1601	HAYNN. Advised to quit smoking in last 12 mnths
331	HP_SMOKH	Num	8	1609	SMOKE. Smoker under HEDIS definition
332	HP_CESS	Num	8	1617	SMOKE. Had smoking cessation counseling
333	ADJ_CELL	Num	8	1625	ADJ_CELL - Adjusted STRATUM cell
334	BWT	Num	8	1633	BWT - Basic Sampling Weight
335	WRWT	Num	8	1641	Final Weight
336	WRWT1	Num	8	1649	Replicated/JackKnife Weight 1
337	WRWT2	Num	8	1657	Replicated/JackKnife Weight 2
338	WRWT3	Num	8	1665	Replicated/JackKnife Weight 3
339	WRWT4	Num	8	1673	Replicated/JackKnife Weight 4
340	WRWT5	Num	8	1681	Replicated/JackKnife Weight 5
341	WRWT6	Num	8	1689	Replicated/JackKnife Weight 6
342	WRWT7	Num	8	1697	Replicated/JackKnife Weight 7
343	WRWT8	Num	8	1705	Replicated/JackKnife Weight 8
344	WRWT9	Num	8	1713	Replicated/JackKnife Weight 9
345	WRWT10	Num	8	1721	Replicated/JackKnife Weight 10
346	WRWT11	Num	8	1729	Replicated/JackKnife Weight 11
347	WRWT12	Num	8	1737	Replicated/JackKnife Weight 12
348	WRWT13	Num	8	1745	Replicated/JackKnife Weight 13
349	WRWT14	Num	8	1753	Replicated/JackKnife Weight 14
350	WRWT15	Num	8	1761	Replicated/JackKnife Weight 15
351	WRWT16	Num	8	1769	Replicated/JackKnife Weight 16
352	WRWT17	Num	8	1777	Replicated/JackKnife Weight 17
353	WRWT18	Num	8	1785	Replicated/JackKnife Weight 18
354	WRWT19	Num	8	1793	Replicated/JackKnife Weight 19
355	WRWT20	Num	8	1801	Replicated/JackKnife Weight 20
356	WRWT21	Num	8	1809	Replicated/JackKnife Weight 21
357	WRWT22	Num	8	1817	Replicated/JackKnife Weight 22
358	WRWT23	Num	8	1825	Replicated/JackKnife Weight 23
359	WRWT24	Num	8	1833	Replicated/JackKnife Weight 24
360	WRWT25	Num	8	1841	Replicated/JackKnife Weight 25
361	WRWT26	Num	8	1849	Replicated/JackKnife Weight 26
362	WRWT27	Num	8	1857	Replicated/JackKnife Weight 27
363	WRWT28	Num	8	1865	Replicated/JackKnife Weight 28
364	WRWT29	Num	8	1873	Replicated/JackKnife Weight 29
365	WRWT30	Num	8	1881	Replicated/JackKnife Weight 30

366	WRWT31	Num	8 1889	Replicated/JackKnife	Weight	31
367	WRWT32	Num	8 1897	Replicated/JackKnife	Weight	32
368	WRWT33	Num	8 1905	Replicated/JackKnife	Weight	33
369	WRWT34	Num	8 1913	Replicated/JackKnife	Weight	34
370	WRWT35	Num	8 1921	Replicated/JackKnife	Weight	35
371	WRWT36	Num	8 1929	Replicated/JackKnife	Weight	36
372	WRWT37	Num	8 1937	Replicated/JackKnife	Weight	37
373	WRWT38	Num	8 1945	Replicated/JackKnife	Weight	38
374	WRWT39	Num	8 1953	Replicated/JackKnife	Weight	39
375	WRWT40	Num	8 1961	Replicated/JackKnife	Weight	40
376	WRWT41	Num	8 1969	Replicated/JackKnife	Weight	41
377	WRWT42	Num	8 1977	Replicated/JackKnife	Weight	42
378	WRWT43	Num	8 1985	Replicated/JackKnife	Weight	43
379	WRWT44	Num	8 1993	Replicated/JackKnife	Weight	44
380	WRWT45	Num	8 2001	Replicated/JackKnife	Weight	45
381	WRWT46	Num	8 2009	Replicated/JackKnife	Weight	46
382	WRWT47	Num	8 2017	Replicated/JackKnife	Weight	47
383	WRWT48	Num	8 2025	Replicated/JackKnife	Weight	48
384	WRWT49	Num	8 2033	Replicated/JackKnife	Weight	49
385	WRWT50	Num	8 2041	Replicated/JackKnife	Weight	50
386	WRWT51	Num	8 2049	Replicated/JackKnife	Weight	51
387	WRWT52	Num	8 2057	Replicated/JackKnife	Weight	52
388	WRWT53	Num	8 2065	Replicated/JackKnife	Weight	53
389	WRWT54	Num	8 2073	Replicated/JackKnife	Weight	54
390	WRWT55	Num	8 2081	Replicated/JackKnife	Weight	55
391	WRWT56	Num	8 2089	Replicated/JackKnife	Weight	56
392	WRWT57	Num	8 2097	Replicated/JackKnife	Weight	57
393	WRWT58	Num	8 2105	Replicated/JackKnife	Weight	58
394	WRWT59	Num	8 2113	Replicated/JackKnife	Weight	59
395	WRWT60	Num	8 2121	Replicated/JackKnife	Weight	60
396	CWRWT	Num	8 2129	Combined Annual	Weight	
397	CWRWT1	Num	8 2137	Combined Replicated	Weight	1
398	CWRWT2	Num	8 2145	Combined Replicated	Weight	2
399	CWRWT3	Num	8 2153	Combined Replicated	Weight	3
400	CWRWT4	Num	8 2161	Combined Replicated	Weight	4
401	CWRWT5	Num	8 2169	Combined Replicated	Weight	5
402	CWRWT6	Num	8 2177	Combined Replicated	Weight	6
403	CWRWT7	Num	8 2185	Combined Replicated	Weight	7
404	CWRWT8	Num	8 2193	Combined Replicated	Weight	8
405	CWRWT9	Num	8 2201	Combined Replicated	Weight	9
406	CWRWT10	Num	8 2209	Combined Replicated	Weight	10
407	CWRWT11	Num	8 2217	Combined Replicated	Weight	11
408	CWRWT12	Num	8 2225	Combined Replicated	Weight	12
409	CWRWT13	Num	8 2233	Combined Replicated	Weight	13
410	CWRWT14	Num	8 2241	Combined Replicated	Weight	14
411	CWRWT15	Num	8 2249	Combined Replicated	Weight	15
412	CWRWT16	Num	8 2257	Combined Replicated	Weight	16
413	CWRWT17	Num	8 2265	Combined Replicated	Weight	17
414	CWRWT18	Num	8 2273	Combined Replicated	Weight	18
415	CWRWT19	Num	8 2281	Combined Replicated	Weight	19
416	CWRWT20	Num	8 2289	Combined Replicated	Weight	20
417	CWRWT21	Num	8 2297	Combined Replicated	Weight	21
418	CWRWT22	Num	8 2305	Combined Replicated	Weight	22
419	CWRWT23	Num	8 2313	Combined Replicated	Weight	23
420	CWRWT24	Num	8 2321	Combined Replicated	Weight	24
421	CWRWT25	Num	8 2329	Combined Replicated	Weight	25
422	CWRWT26	Num	8 2337	Combined Replicated	Weight	26
423	CWRWT27	Num	8 2345	Combined Replicated	Weight	27
424	CWRWT28	Num	8 2353	Combined Replicated	Weight	28
425	CWRWT29	Num	8 2361	Combined Replicated	Weight	29
426	CWRWT30	Num	8 2369	Combined Replicated	Weight	30
427	CWRWT31	Num	8 2377	Combined Replicated	Weight	31
428	CWRWT32	Num	8 2385	Combined Replicated	Weight	32
429	CWRWT33	Num	8 2393	Combined Replicated	Weight	33
430	CWRWT34	Num	8 2401	Combined Replicated	Weight	34
431	CWRWT35	Num	8 2409	Combined Replicated	Weight	35
432	CWRWT36	Num	8 2417	Combined Replicated	Weight	36
433	CWRWT37	Num	8 2425	Combined Replicated	Weight	37
434	CWRWT38	Num	8 2433	Combined Replicated	Weight	38
435	CWRWT39	Num	8 2441	Combined Replicated	Weight	39
436	CWRWT40	Num	8 2449	Combined Replicated	Weight	40
437	CWRWT41	Num	8 2457	Combined Replicated	Weight	41
438	CWRWT42	Num	8 2465	Combined Replicated	Weight	42
439	CWRWT43	Num	8 2473	Combined Replicated	Weight	43
440	CWRWT44	Num	8 2481	Combined Replicated	Weight	44
441	CWRWT45	Num	8 2489	Combined Replicated	Weight	45
442	CWRWT46	Num	8 2497	Combined Replicated	Weight	46
443	CWRWT47	Num	8 2505	Combined Replicated	Weight	47
444	CWRWT48	Num	8 2513	Combined Replicated	Weight	48

445	CWRWT49	Num	8	2521	Combined	Replicated	Weight	49
446	CWRWT50	Num	8	2529	Combined	Replicated	Weight	50
447	CWRWT51	Num	8	2537	Combined	Replicated	Weight	51
448	CWRWT52	Num	8	2545	Combined	Replicated	Weight	52
449	CWRWT53	Num	8	2553	Combined	Replicated	Weight	53
450	CWRWT54	Num	8	2561	Combined	Replicated	Weight	54
451	CWRWT55	Num	8	2569	Combined	Replicated	Weight	55
452	CWRWT56	Num	8	2577	Combined	Replicated	Weight	56
453	CWRWT57	Num	8	2585	Combined	Replicated	Weight	57
454	CWRWT58	Num	8	2593	Combined	Replicated	Weight	58
455	CWRWT59	Num	8	2601	Combined	Replicated	Weight	59
456	CWRWT60	Num	8	2609	Combined	Replicated	Weight	60
457	CWRWT61	Num	8	2617	Combined	Replicated	Weight	61
458	CWRWT62	Num	8	2625	Combined	Replicated	Weight	62
459	CWRWT63	Num	8	2633	Combined	Replicated	Weight	63
460	CWRWT64	Num	8	2641	Combined	Replicated	Weight	64
461	CWRWT65	Num	8	2649	Combined	Replicated	Weight	65
462	CWRWT66	Num	8	2657	Combined	Replicated	Weight	66
463	CWRWT67	Num	8	2665	Combined	Replicated	Weight	67
464	CWRWT68	Num	8	2673	Combined	Replicated	Weight	68
465	CWRWT69	Num	8	2681	Combined	Replicated	Weight	69
466	CWRWT70	Num	8	2689	Combined	Replicated	Weight	70
467	CWRWT71	Num	8	2697	Combined	Replicated	Weight	71
468	CWRWT72	Num	8	2705	Combined	Replicated	Weight	72
469	CWRWT73	Num	8	2713	Combined	Replicated	Weight	73
470	CWRWT74	Num	8	2721	Combined	Replicated	Weight	74
471	CWRWT75	Num	8	2729	Combined	Replicated	Weight	75
472	CWRWT76	Num	8	2737	Combined	Replicated	Weight	76
473	CWRWT77	Num	8	2745	Combined	Replicated	Weight	77
474	CWRWT78	Num	8	2753	Combined	Replicated	Weight	78
475	CWRWT79	Num	8	2761	Combined	Replicated	Weight	79
476	CWRWT80	Num	8	2769	Combined	Replicated	Weight	80
477	CWRWT81	Num	8	2777	Combined	Replicated	Weight	81
478	CWRWT82	Num	8	2785	Combined	Replicated	Weight	82
479	CWRWT83	Num	8	2793	Combined	Replicated	Weight	83
480	CWRWT84	Num	8	2801	Combined	Replicated	Weight	84
481	CWRWT85	Num	8	2809	Combined	Replicated	Weight	85
482	CWRWT86	Num	8	2817	Combined	Replicated	Weight	86
483	CWRWT87	Num	8	2825	Combined	Replicated	Weight	87
484	CWRWT88	Num	8	2833	Combined	Replicated	Weight	88
485	CWRWT89	Num	8	2841	Combined	Replicated	Weight	89
486	CWRWT90	Num	8	2849	Combined	Replicated	Weight	90
487	CWRWT91	Num	8	2857	Combined	Replicated	Weight	91
488	CWRWT92	Num	8	2865	Combined	Replicated	Weight	92
489	CWRWT93	Num	8	2873	Combined	Replicated	Weight	93
490	CWRWT94	Num	8	2881	Combined	Replicated	Weight	94
491	CWRWT95	Num	8	2889	Combined	Replicated	Weight	95
492	CWRWT96	Num	8	2897	Combined	Replicated	Weight	96
493	CWRWT97	Num	8	2905	Combined	Replicated	Weight	97
494	CWRWT98	Num	8	2913	Combined	Replicated	Weight	98
495	CWRWT99	Num	8	2921	Combined	Replicated	Weight	99
496	CWRWT100	Num	8	2929	Combined	Replicated	Weight	100
497	CWRWT101	Num	8	2937	Combined	Replicated	Weight	101
498	CWRWT102	Num	8	2945	Combined	Replicated	Weight	102
499	CWRWT103	Num	8	2953	Combined	Replicated	Weight	103
500	CWRWT104	Num	8	2961	Combined	Replicated	Weight	104
501	CWRWT105	Num	8	2969	Combined	Replicated	Weight	105
502	CWRWT106	Num	8	2977	Combined	Replicated	Weight	106
503	CWRWT107	Num	8	2985	Combined	Replicated	Weight	107
504	CWRWT108	Num	8	2993	Combined	Replicated	Weight	108
505	CWRWT109	Num	8	3001	Combined	Replicated	Weight	109
506	CWRWT110	Num	8	3009	Combined	Replicated	Weight	110
507	CWRWT111	Num	8	3017	Combined	Replicated	Weight	111
508	CWRWT112	Num	8	3025	Combined	Replicated	Weight	112
509	CWRWT113	Num	8	3033	Combined	Replicated	Weight	113
510	CWRWT114	Num	8	3041	Combined	Replicated	Weight	114
511	CWRWT115	Num	8	3049	Combined	Replicated	Weight	115
512	CWRWT116	Num	8	3057	Combined	Replicated	Weight	116
513	CWRWT117	Num	8	3065	Combined	Replicated	Weight	117
514	CWRWT118	Num	8	3073	Combined	Replicated	Weight	118
515	CWRWT119	Num	8	3081	Combined	Replicated	Weight	119
516	CWRWT120	Num	8	3089	Combined	Replicated	Weight	120
517	CWRWT121	Num	8	3097	Combined	Replicated	Weight	121
518	CWRWT122	Num	8	3105	Combined	Replicated	Weight	122
519	CWRWT123	Num	8	3113	Combined	Replicated	Weight	123
520	CWRWT124	Num	8	3121	Combined	Replicated	Weight	124
521	CWRWT125	Num	8	3129	Combined	Replicated	Weight	125
522	CWRWT126	Num	8	3137	Combined	Replicated	Weight	126
523	CWRWT127	Num	8	3145	Combined	Replicated	Weight	127

524	CWRWT128	Num	8	3153	Combined	Replicated	Weight	128
525	CWRWT129	Num	8	3161	Combined	Replicated	Weight	129
526	CWRWT130	Num	8	3169	Combined	Replicated	Weight	130
527	CWRWT131	Num	8	3177	Combined	Replicated	Weight	131
528	CWRWT132	Num	8	3185	Combined	Replicated	Weight	132
529	CWRWT133	Num	8	3193	Combined	Replicated	Weight	133
530	CWRWT134	Num	8	3201	Combined	Replicated	Weight	134
531	CWRWT135	Num	8	3209	Combined	Replicated	Weight	135
532	CWRWT136	Num	8	3217	Combined	Replicated	Weight	136
533	CWRWT137	Num	8	3225	Combined	Replicated	Weight	137
534	CWRWT138	Num	8	3233	Combined	Replicated	Weight	138
535	CWRWT139	Num	8	3241	Combined	Replicated	Weight	139
536	CWRWT140	Num	8	3249	Combined	Replicated	Weight	140
537	CWRWT141	Num	8	3257	Combined	Replicated	Weight	141
538	CWRWT142	Num	8	3265	Combined	Replicated	Weight	142
539	CWRWT143	Num	8	3273	Combined	Replicated	Weight	143
540	CWRWT144	Num	8	3281	Combined	Replicated	Weight	144
541	CWRWT145	Num	8	3289	Combined	Replicated	Weight	145
542	CWRWT146	Num	8	3297	Combined	Replicated	Weight	146
543	CWRWT147	Num	8	3305	Combined	Replicated	Weight	147
544	CWRWT148	Num	8	3313	Combined	Replicated	Weight	148
545	CWRWT149	Num	8	3321	Combined	Replicated	Weight	149
546	CWRWT150	Num	8	3329	Combined	Replicated	Weight	150
547	CWRWT151	Num	8	3337	Combined	Replicated	Weight	151
548	CWRWT152	Num	8	3345	Combined	Replicated	Weight	152
549	CWRWT153	Num	8	3353	Combined	Replicated	Weight	153
550	CWRWT154	Num	8	3361	Combined	Replicated	Weight	154
551	CWRWT155	Num	8	3369	Combined	Replicated	Weight	155
552	CWRWT156	Num	8	3377	Combined	Replicated	Weight	156
553	CWRWT157	Num	8	3385	Combined	Replicated	Weight	157
554	CWRWT158	Num	8	3393	Combined	Replicated	Weight	158
555	CWRWT159	Num	8	3401	Combined	Replicated	Weight	159
556	CWRWT160	Num	8	3409	Combined	Replicated	Weight	160
557	CWRWT161	Num	8	3417	Combined	Replicated	Weight	161
558	CWRWT162	Num	8	3425	Combined	Replicated	Weight	162
559	CWRWT163	Num	8	3433	Combined	Replicated	Weight	163
560	CWRWT164	Num	8	3441	Combined	Replicated	Weight	164
561	CWRWT165	Num	8	3449	Combined	Replicated	Weight	165
562	CWRWT166	Num	8	3457	Combined	Replicated	Weight	166
563	CWRWT167	Num	8	3465	Combined	Replicated	Weight	167
564	CWRWT168	Num	8	3473	Combined	Replicated	Weight	168
565	CWRWT169	Num	8	3481	Combined	Replicated	Weight	169
566	CWRWT170	Num	8	3489	Combined	Replicated	Weight	170
567	CWRWT171	Num	8	3497	Combined	Replicated	Weight	171
568	CWRWT172	Num	8	3505	Combined	Replicated	Weight	172
569	CWRWT173	Num	8	3513	Combined	Replicated	Weight	173
570	CWRWT174	Num	8	3521	Combined	Replicated	Weight	174
571	CWRWT175	Num	8	3529	Combined	Replicated	Weight	175
572	CWRWT176	Num	8	3537	Combined	Replicated	Weight	176
573	CWRWT177	Num	8	3545	Combined	Replicated	Weight	177
574	CWRWT178	Num	8	3553	Combined	Replicated	Weight	178
575	CWRWT179	Num	8	3561	Combined	Replicated	Weight	179
576	CWRWT180	Num	8	3569	Combined	Replicated	Weight	180
577	CWRWT181	Num	8	3577	Combined	Replicated	Weight	181
578	CWRWT182	Num	8	3585	Combined	Replicated	Weight	182
579	CWRWT183	Num	8	3593	Combined	Replicated	Weight	183
580	CWRWT184	Num	8	3601	Combined	Replicated	Weight	184
581	CWRWT185	Num	8	3609	Combined	Replicated	Weight	185
582	CWRWT186	Num	8	3617	Combined	Replicated	Weight	186
583	CWRWT187	Num	8	3625	Combined	Replicated	Weight	187
584	CWRWT188	Num	8	3633	Combined	Replicated	Weight	188
585	CWRWT189	Num	8	3641	Combined	Replicated	Weight	189
586	CWRWT190	Num	8	3649	Combined	Replicated	Weight	190
587	CWRWT191	Num	8	3657	Combined	Replicated	Weight	191
588	CWRWT192	Num	8	3665	Combined	Replicated	Weight	192
589	CWRWT193	Num	8	3673	Combined	Replicated	Weight	193
590	CWRWT194	Num	8	3681	Combined	Replicated	Weight	194
591	CWRWT195	Num	8	3689	Combined	Replicated	Weight	195
592	CWRWT196	Num	8	3697	Combined	Replicated	Weight	196
593	CWRWT197	Num	8	3705	Combined	Replicated	Weight	197
594	CWRWT198	Num	8	3713	Combined	Replicated	Weight	198
595	CWRWT199	Num	8	3721	Combined	Replicated	Weight	199
596	CWRWT200	Num	8	3729	Combined	Replicated	Weight	200
597	CWRWT201	Num	8	3737	Combined	Replicated	Weight	201
598	CWRWT202	Num	8	3745	Combined	Replicated	Weight	202
599	CWRWT203	Num	8	3753	Combined	Replicated	Weight	203
600	CWRWT204	Num	8	3761	Combined	Replicated	Weight	204
601	CWRWT205	Num	8	3769	Combined	Replicated	Weight	205
602	CWRWT206	Num	8	3777	Combined	Replicated	Weight	206

603	CWRWT207	Num	8	3785	Combined	Replicated	Weight	207
604	CWRWT208	Num	8	3793	Combined	Replicated	Weight	208
605	CWRWT209	Num	8	3801	Combined	Replicated	Weight	209
606	CWRWT210	Num	8	3809	Combined	Replicated	Weight	210
607	CWRWT211	Num	8	3817	Combined	Replicated	Weight	211
608	CWRWT212	Num	8	3825	Combined	Replicated	Weight	212
609	CWRWT213	Num	8	3833	Combined	Replicated	Weight	213
610	CWRWT214	Num	8	3841	Combined	Replicated	Weight	214
611	CWRWT215	Num	8	3849	Combined	Replicated	Weight	215
612	CWRWT216	Num	8	3857	Combined	Replicated	Weight	216
613	CWRWT217	Num	8	3865	Combined	Replicated	Weight	217
614	CWRWT218	Num	8	3873	Combined	Replicated	Weight	218
615	CWRWT219	Num	8	3881	Combined	Replicated	Weight	219
616	CWRWT220	Num	8	3889	Combined	Replicated	Weight	220
617	CWRWT221	Num	8	3897	Combined	Replicated	Weight	221
618	CWRWT222	Num	8	3905	Combined	Replicated	Weight	222
619	CWRWT223	Num	8	3913	Combined	Replicated	Weight	223
620	CWRWT224	Num	8	3921	Combined	Replicated	Weight	224
621	CWRWT225	Num	8	3929	Combined	Replicated	Weight	225
622	CWRWT226	Num	8	3937	Combined	Replicated	Weight	226
623	CWRWT227	Num	8	3945	Combined	Replicated	Weight	227
624	CWRWT228	Num	8	3953	Combined	Replicated	Weight	228
625	CWRWT229	Num	8	3961	Combined	Replicated	Weight	229
626	CWRWT230	Num	8	3969	Combined	Replicated	Weight	230
627	CWRWT231	Num	8	3977	Combined	Replicated	Weight	231
628	CWRWT232	Num	8	3985	Combined	Replicated	Weight	232
629	CWRWT233	Num	8	3993	Combined	Replicated	Weight	233
630	CWRWT234	Num	8	4001	Combined	Replicated	Weight	234
631	CWRWT235	Num	8	4009	Combined	Replicated	Weight	235
632	CWRWT236	Num	8	4017	Combined	Replicated	Weight	236
633	CWRWT237	Num	8	4025	Combined	Replicated	Weight	237
634	CWRWT238	Num	8	4033	Combined	Replicated	Weight	238
635	CWRWT239	Num	8	4041	Combined	Replicated	Weight	239
636	CWRWT240	Num	8	4049	Combined	Replicated	Weight	240

APPENDIX F

RESPONSE RATE TABLES

TABLE F.1

RESPONSE RATE BY REGION

	Q1 2003		Q2 2003		Q3 2003		Q4 2003		COMBINED	
	RR	RR _W	RR	RR _W	RR	RR _W	RR	RR _W	RR	RR _W
Northeast	37.1	54.1	33.3	46.4	30.9	47.2	28.5	45.2	32.4	48.2
Mid-Atlantic	32.0	41.9	27.5	37.1	26.6	36.8	26.3	36.6	28.1	38.1
Southeast	35.4	51.7	33.4	49.7	32.4	48.5	29.5	43.9	32.7	48.5
Gulfsouth	38.2	52.9	36.3	52.9	31.9	49.3	30.1	46.4	34.1	50.3
Heartland	37.5	54.7	33.7	48.6	32.9	47.6	29.5	44.5	33.4	48.8
Southwest	35.2	52.5	31.1	46.6	28.4	45.1	26.7	41.2	30.4	46.4
Central 7	35.1	50.4	33.6	49.0	32.4	47.8	30.5	46.0	32.9	48.3
Central 8	36.8	54.7	33.5	49.5	31.1	47.5	29.1	45.7	32.6	49.2
Southern California	28.6	41.4	25.7	39.9	26.2	39.1	23.9	37.9	26.1	39.6
Golden Gate	39.1	53.5	40.3	56.2	36.3	50.9	33.2	49.3	37.2	52.5
Northwest	37.5	52.0	34.9	49.0	33.0	49.9	30.1	44.4	33.9	48.8
Hawaii	31.2	37.1	31.2	38.7	28.3	34.3	26.7	33.8	29.3	36.0
Europe	18.5	18.9	14.0	14.8	16.9	17.0	13.4	12.9	15.7	15.9
Western Pacific Command	14.2	15.8	11.2	12.6	14.6	15.0	11.6	11.7	12.9	13.8
TRICARE Latin America	25.9	36.1	22.9	36.2	23.7	32.6	16.3	20.7	22.1	30.8
Alaska	28.8	32.8	29.9	33.1	27.4	30.9	26.2	29.6	28.1	31.6

RR=Unweighted

RR_W=Weighted

TABLE F.2

RESPONSE RATES BY SEX

	Q1 2003		Q2 2003		Q3 2003		Q4 2003		COMBINED	
	RR	RR _W	RR	RR _W	RR	RR _W	RR	RR _W	RR	RR _W
Male	28.4	45.1	25.0	41.3	24.0	40.0	22.1	38.3	24.9	41.1
Female	37.6	51.9	35.3	48.2	33.8	47.6	31.1	44.0	34.4	47.9

TABLE F.3

RESPONSE RATES BY CONUS/OCONUS INDICATOR

	Q1 2003		Q2 2003		Q3 2003		Q4 2003		COMBINED	
	RR	RR _W	RR	RR _W	RR	RR _W	RR	RR _W	RR	RR _W
Not in Conus	16.9	19.1	13.2	15.6	16.3	17.7	12.7	13.2	14.8	16.4
In Conus	35.3	50.6	32.4	46.8	30.5	45.6	28.4	43.0	31.6	46.4

TABLE F.4

RESPONSE RATES BY BENEFICIARY CATEGORY

	Q1-2003		Q2 2003		Q3 2003		Q4 2003		COMBINED	
	RR	RR _w	RR	RR _w	RR	RR _w	RR	RR _w	RR	RR _w
Active Duty and Guard/Reserve	19.5	18.3	16.5	15.8	15.9	15.1	14.2	13.6	16.5	15.6
Dependent of Active Duty & Guard/Reserve	28.6	30.4	26.8	29.4	25.2	27.4	23.1	24.8	25.9	27.9
Retiree/Depend of Retir/Surviv/Other <65	53.9	55.7	48.9	49.4	48.2	50.5	44.2	45.9	48.9	50.4
Retiree/Depend of Retir/Surviv/Other 65+	76.4	78.1	73.4	74.6	72.8	73.3	70.9	73.1	73.4	74.7

TABLE F.5

RESPONSE RATES BY COMBINED GEOGRAPHIC AREA

CACSMPL	Catchment Area	Q1 2003		Q2 2003		Q3 2003		Q4 2003		COMBINED	
		RR	RR _w	RR	RR _w	RR	RR _w	RR	RR _w	RR	RR _w
0001	Redstone Ars/Ft McClellan	38.2	46.8	39.1	46.2	34.4	44.4	27.6	36.3	34.9	43.4
0003	Ft. Rucker	39.6	49.2	39.2	46.8	34.2	44.6	37.4	48.6	37.6	47.3
0004	Maxwell AFB	42.1	46.8	43.0	45.5	32.6	37.4	28.9	32.0	36.6	40.3
0005	Ft. Wainwright	18.9	18.6	25.6	24.8	21.3	21.1	22.7	22.3	22.1	21.7
0006	Elmendorf AFB/Ft Wainwright	39.8	43.5	34.5	39.4	34.2	38.2	30.1	35.0	34.7	39.0
0008	Ft. Huachuca	32.7	40.5	29.4	37.1	32.0	37.9	26.4	33.0	30.1	37.1
0009	Luke AFB	38.3	56.3	35.9	54.0	34.8	51.9	35.4	49.4	36.1	52.9
0010	Davis-Monthan AFB	34.4	42.3	31.8	38.7	35.3	43.8	27.3	33.9	32.2	39.7
0013	Little Rock AFB	35.4	40.6	28.4	32.0	23.4	27.1	25.0	31.4	28.0	32.7
0014	Travis AFB	36.6	49.8	37.0	49.0	34.6	45.4	32.3	45.1	35.1	47.3
0019	Edwards AFB	31.1	35.0	30.1	34.5	29.7	33.0	30.4	33.3	30.3	33.9
0024	NH Camp Pendleton/Ft Irwin	24.7	35.3	21.2	32.0	20.4	29.8	22.2	31.8	22.1	32.2
0028	NH LeMoore	37.8	43.5	35.3	41.2	29.6	35.1	26.8	30.6	32.4	37.5
0029	NMC San Diego	27.5	39.3	25.9	36.7	25.4	34.2	23.5	35.3	25.6	36.4
0030	NH 29-Palms	30.0	31.3	24.8	25.5	28.6	29.7	18.2	19.6	25.4	26.5
0032	Evans ACH-Ft. Carson	27.6	38.4	24.0	34.3	23.5	35.6	23.0	32.2	24.5	35.0
0033	USAF Acad. Hospital	43.5	55.9	38.2	47.5	41.0	48.4	30.2	39.6	38.4	47.9
0035	NACC Groton	30.3	34.0	27.6	32.0	24.5	28.8	27.3	32.1	27.4	31.7
0036	Dover AFB	39.5	46.3	33.8	40.1	29.8	34.4	33.3	38.4	34.1	39.7
0037	Walter Reed AMC	38.8	49.8	37.9	43.7	36.5	46.6	30.8	38.3	36.0	44.6
0038	NH Pensacola	31.8	44.5	29.7	43.8	28.6	36.5	27.3	38.2	29.3	40.7
0039	NH Jacksonville/Key West	30.9	41.6	30.6	42.3	31.8	42.1	26.2	36.3	29.9	40.5
0042	Eglin AFB	41.2	56.1	34.6	45.3	32.6	49.2	32.4	44.3	35.2	48.7
0043	Tyndall AFB	39.0	46.0	35.0	40.5	32.6	38.2	24.9	30.2	32.9	38.5
0045	MacDill AFB	43.7	57.6	42.0	55.7	39.4	51.8	35.7	49.8	40.2	53.7
0046	Patrick AFB	46.3	53.9	48.8	57.9	42.6	51.3	37.6	47.3	43.8	52.6
0047	Ft. Gordon	34.3	42.8	32.2	40.9	31.4	42.1	29.8	36.1	31.9	40.4
0048	Ft. Benning	25.7	37.9	21.9	34.3	21.0	30.7	22.5	33.0	22.8	34.0
0049	Ft. Stewart	25.2	31.5	22.9	30.0	18.9	24.0	17.8	21.2	21.0	26.3
0051	Robins AFB	32.7	36.4	34.4	38.5	31.2	34.1	24.5	29.2	30.6	34.5
0052	Tripler AMC	30.0	35.8	30.8	37.7	25.1	31.0	22.2	27.7	27.0	33.0
0053	Mountain Home AFB	32.6	38.2	30.3	35.9	30.5	36.0	27.3	32.4	30.2	35.6
0055	Scott AFB	42.3	56.2	35.5	47.7	36.8	47.9	33.6	45.8	37.0	49.4
0056	NH Great Lakes	22.5	29.6	24.0	31.2	22.8	29.0	23.0	32.1	23.1	30.4
0057	Ft. Riley	32.8	34.1	27.2	28.5	26.3	28.4	22.5	25.3	26.8	28.8
0058	Ft. Leavenworth	40.2	45.0	38.6	43.6	31.1	35.5	33.1	39.1	35.7	40.8
0059	McConnell AFB	30.8	36.9	28.4	34.5	20.9	27.2	26.9	32.9	26.8	32.8
0060	Ft. Campbell	24.6	29.6	22.1	27.8	24.2	29.6	17.7	23.6	22.1	27.6

TABLE F.5 (continued)

CACSMPL	Catchment Area	Q1 2003		Q2 2003		Q3 2003		Q4 2003		COMBINED	
		RR	RR _w	RR	RR _w	RR	RR _w	RR	RR _w	RR	RR _w
0061	Ft. Knox	37.1	50.2	34.3	44.8	31.6	40.5	27.3	34.5	32.6	42.0
0062	Barksdale AFB	31.4	36.8	22.7	29.1	19.8	25.3	23.3	27.7	24.3	29.7
0064	Ft. Polk	28.4	30.8	28.1	29.6	23.9	25.7	21.5	22.8	25.4	27.2
0066	Andrews AFB	39.6	51.2	34.2	44.3	36.6	45.8	26.6	36.8	34.2	44.5
0067	NNMC Bethesda	41.3	49.7	39.2	46.7	34.0	48.2	31.1	42.3	36.4	46.7
0069	Ft. Meade	38.5	44.7	33.3	39.2	27.9	32.6	25.1	32.4	31.2	37.0
0073	Keesler AFB	38.6	48.1	35.4	47.0	26.3	37.7	30.5	40.3	32.7	43.2
0075	Ft. Leonard Wood	36.1	41.4	30.1	37.8	31.0	33.9	22.4	27.4	29.4	34.9
0078	Offutt AFB	45.2	52.0	41.9	50.5	39.3	46.7	37.6	44.4	41.0	48.4
0079	Nellis AFB	44.0	52.5	45.1	54.6	37.6	48.6	34.4	42.3	40.3	49.4
0083	Kirtland AFB	31.0	35.6	29.1	35.7	25.0	31.5	30.5	36.9	28.9	34.9
0086	West Point	36.7	47.5	31.2	43.5	31.1	40.4	30.0	42.8	32.3	43.5
0089	Ft. Bragg	26.1	33.2	22.7	31.9	22.1	30.0	22.1	28.7	23.3	30.9
0090	Seymour Johnson AFB	29.4	35.6	24.8	32.4	24.0	29.1	24.8	31.1	25.7	32.0
0091	NH Camp Lejeune	26.2	30.9	21.3	24.2	22.6	26.1	17.2	19.8	21.8	25.2
0092	NH Cherry Point	34.1	38.5	33.6	36.8	31.3	35.1	31.9	34.4	32.7	36.2
0095	Wright Patterson AFB	51.2	60.1	43.4	52.0	39.2	45.7	35.8	43.0	42.4	50.1
0096	Tinker AFB	30.4	35.8	29.1	33.7	25.7	29.9	25.0	28.6	27.6	31.9
0098	Ft. Sill	29.8	36.4	28.1	36.1	16.6	21.5	21.7	28.5	24.0	30.6
0101	Shaw AFB	41.8	47.6	35.1	40.2	36.0	42.3	32.0	37.5	36.2	41.9
0103	NH Charleston	33.8	48.0	28.1	39.1	32.0	45.0	31.5	42.7	31.4	43.7
0104	NH Beaufort	29.3	30.9	26.2	27.2	30.7	34.7	28.2	31.5	28.6	31.0
0105	Ft. Jackson	31.8	43.8	29.7	40.6	28.0	41.1	30.1	41.7	29.9	41.8
0108	Ft. Bliss	27.7	39.3	27.6	41.0	25.5	37.8	23.2	33.5	25.9	37.8
0109	Brooke AMC-Ft. Sam Houston	37.9	55.4	38.6	54.2	35.6	52.1	33.7	48.2	36.5	52.4
0110	Ft. Hood	25.7	34.6	22.5	29.7	20.3	26.2	15.2	22.3	20.9	28.1
0112	Dyess AFB	32.3	38.0	26.5	33.5	25.4	29.9	21.9	25.7	26.5	31.7
0113	Laughlin AFB/Sheppard AFB	35.1	39.6	33.6	37.9	20.4	24.6	27.7	32.7	29.2	33.7
0117	Lackland AFB	32.5	45.4	29.4	40.1	31.4	42.9	25.1	34.5	29.6	40.8
0118	NH Corpus Christi	31.2	36.4	28.5	31.2	30.2	35.2	26.3	30.6	29.1	33.3
0119	Hill AFB	31.1	34.7	33.4	36.8	29.8	35.8	25.8	30.7	30.0	34.4
0120	Langley AFB	38.1	45.9	31.5	39.5	27.8	36.7	30.0	36.5	31.8	39.6
0121	Ft. Eustis	36.1	47.0	31.1	39.1	29.3	39.1	31.9	40.8	32.1	41.5
0123	Ft. Belvoir	42.7	51.3	43.5	52.0	37.5	45.5	35.1	44.1	39.8	48.2
0124	NMC Portsmouth	29.5	37.1	26.1	33.0	26.1	33.7	23.3	30.4	26.2	33.5
0125	Madigan AMC-Ft. Lewis	33.2	46.3	30.9	40.4	29.0	43.0	24.3	34.7	29.4	41.0
0126	NH Bremerton	31.9	38.2	31.4	38.2	30.8	38.2	31.7	38.5	31.4	38.3
0127	NH Oak Harbor	36.5	39.2	36.1	39.6	31.6	34.1	29.0	31.7	33.3	36.1
0128	Fairchild AFB	40.1	47.0	33.6	42.2	29.7	36.8	25.0	31.0	32.1	39.1
0129	F.E. Warren AFB	33.1	38.6	27.7	33.0	24.9	29.1	27.2	30.9	28.2	32.8
0131	Ft. Irwin	24.8	29.1	16.2	18.7	19.4	23.4	15.4	19.1	18.9	22.6

TABLE F.5 (continued)

CACSMPL	Catchment Area	Q1 2003		Q2 2003		Q3 2003		Q4 2003		COMBINED	
		RR	RR _w	RR	RR _w	RR	RR _w	RR	RR _w	RR	RR _w
0280	Pearl Harbor	31.7	33.1	29.0	31.0	28.7	30.1	30.4	31.9	30.0	31.5
0287	NMCL Pearl Harbor/Hickam	32.0	33.9	32.6	35.2	31.3	33.5	27.0	28.8	30.7	32.8
0321	NACC Portsmouth New Hamp.	32.7	34.1	26.3	27.7	28.8	30.6	25.1	26.2	28.3	29.6
0326	McGuire AFB/Ft. Dix	26.8	29.2	25.8	26.9	16.9	17.7	15.0	15.4	21.0	21.3
0330	Ft. Drum	19.7	20.6	18.1	19.7	12.4	14.3	12.1	13.5	15.5	16.7
0366	Randolph AFB	44.4	50.1	32.0	37.1	37.3	42.5	35.5	42.7	37.3	43.0
0385	NMCL Quantico	29.9	35.6	27.9	32.8	25.1	27.9	22.9	27.0	26.5	30.7
0606	Landstuhl AMC/other German	18.6	19.9	11.7	13.0	16.2	17.0	8.2	9.1	13.7	14.7
0607	Landstuhl	18.2	18.7	19.1	19.6	14.2	14.7	12.4	14.4	16.0	16.8
0609	Wuerzburg	15.5	15.4	14.5	14.5	13.3	13.6	8.7	8.9	13.0	13.1
0612	Seoul	15.1	14.8	14.0	13.9	12.8	12.8	8.9	8.8	12.7	12.5
0616	NH Guantanamo/Roosevelt Rds	23.6	26.3	21.6	25.4	24.1	28.0	16.0	18.7	21.4	24.6
0617	Naples	14.3	14.1	12.6	13.3	15.5	16.0	14.3	13.9	14.2	14.3
0620	Agana	23.2	26.8	22.4	25.5	20.1	23.4	18.8	23.5	21.1	24.8
0621	Okinawa	12.6	13.9	11.7	12.6	10.9	11.7	7.8	8.3	10.9	11.6
0622	NH Yokosuka/other Asian	12.8	13.5	8.9	9.2	11.8	12.5	11.3	11.4	11.2	11.7
0633	RAF Lakenheath/other Europe	19.7	20.1	12.6	13.4	21.0	21.9	13.3	13.5	16.7	17.2
0638	Kunsan AB/Osan AB	11.8	12.4	4.7	4.5	11.1	11.3	12.3	12.6	9.9	10.3
0640	Yokota AB	22.4	22.4	12.4	12.6	23.7	24.0	12.6	12.8	17.8	18.0
0804	Kadena AFB	4.5	5.1	3.5	3.7	15.2	15.6	11.8	12.8	8.7	9.4
0805	Spangdahlem AB	24.0	24.0	12.0	12.3	19.6	20.4	20.4	21.4	19.0	19.5
0806	Spangdahlem/Ramstein AFB	21.4	22.3	16.0	16.4	20.8	22.1	18.5	18.5	19.2	19.9
7139	Hurlburt Field	30.0	31.1	27.8	29.6	22.9	24.9	22.7	23.6	25.9	27.2
9901	Out/Area-Reg 1	50.1	62.6	40.6	50.3	43.8	54.6	42.7	54.7	44.3	55.5
9902	Out/Area-Reg 2	51.5	58.5	44.1	53.5	41.5	51.7	45.1	57.7	45.6	55.5
9903	Out/Area-Reg 3	55.6	64.2	55.4	63.0	52.3	61.3	45.9	55.5	52.4	61.1
9904	Out/Area-Reg 4	46.5	57.4	48.7	61.0	45.1	57.4	39.6	52.1	44.8	56.8
9905	Out/Area-Reg 5	54.1	63.4	47.6	55.9	45.4	55.5	42.1	52.4	47.3	56.7
9906	Out/Area-Reg 6	54.5	64.7	48.1	57.5	47.6	57.3	42.7	52.5	48.4	58.1
9907	Out/Area-Reg 7	44.1	56.9	43.5	52.6	53.6	57.3	49.2	58.0	47.3	56.2
9908	Out/Area-Reg 8	50.1	64.7	47.1	58.0	43.2	55.7	44.2	56.1	46.1	58.4
9909	Out/Area-Reg 9	42.4	53.9	47.1	56.0	45.1	58.4	41.7	52.2	44.1	55.1
9910	Out/Area-Reg 10	49.4	59.3	58.9	64.8	51.7	59.0	46.0	56.8	51.5	60.0
9911	Out/Area-Reg 11	56.7	65.6	52.9	63.8	55.2	65.8	50.4	58.8	53.7	63.3
9912	Out/Area-Reg 12	36.8	60.0	57.9	65.2	53.3	72.3	77.8	82.5	56.3	70.6
9913	Out/Area-Europe	13.3	27.7	8.3	14.8	16.1	21.8	12.2	18.0	12.1	20.7
9914	Out/Area-Pacific	9.1	27.7	33.3	25.9	15.2	18.1	14.3	16.0	18.5	21.6
9915	Out/Area-Latin America & Can	33.7	39.8	27.8	40.9	22.6	34.3	17.1	21.4	24.6	33.2

TABLE F.6

RESPONSE RATES BY COMBINED GEOGRAPHIC AREA

Region	CACSMPL	Catchment Area	Q1 2003		Q2 2003		Q3 2003		Q4 2003		COMBINED	
			RR	RR _w	RR	RR _w	RR	RR _w	RR	RR _w	RR	RR _w
Northeast Region 1	0035	NACC Groton	30.3	34.0	27.6	32.0	24.5	28.8	27.3	32.1	27.4	31.7
	0036	Dover AFB	39.5	46.3	33.8	40.1	29.8	34.4	33.3	38.4	34.1	39.7
	0037	Walter Reed AMC	38.8	49.8	37.9	43.7	36.5	46.6	30.8	38.3	36.0	44.6
	0066	Andrews AFB	39.6	51.2	34.2	44.3	36.6	45.8	26.6	36.8	34.2	44.5
	0067	NNMC Bethesda	41.3	49.7	39.2	46.7	34.0	48.2	31.1	42.3	36.4	46.7
	0069	Ft. Meade	38.5	44.7	33.3	39.2	27.9	32.6	25.1	32.4	31.2	37.0
	0086	West Point	36.7	47.5	31.2	43.5	31.1	40.4	30.0	42.8	32.3	43.5
	0123	Ft. Belvoir	42.7	51.3	43.5	52.0	37.5	45.5	35.1	44.1	39.8	48.2
	0321	NACC Portsmouth New Hamp.	32.7	34.1	26.3	27.7	28.8	30.6	25.1	26.2	28.3	29.6
	0326	McGuire AFB/Ft. Dix	26.8	29.2	25.8	26.9	16.9	17.7	15.0	15.4	21.0	21.3
	0330	Ft. Drum	19.7	20.6	18.1	19.7	12.4	14.3	12.1	13.5	15.5	16.7
	0385	NMCL Quantico	29.9	35.6	27.9	32.8	25.1	27.9	22.9	27.0	26.5	30.7
	9901	Out/Area-Reg 1	50.1	62.6	40.6	50.3	43.8	54.6	42.7	54.7	44.3	55.5
Mid-Atlantic Region 2	0089	Ft. Bragg	26.1	33.2	22.7	31.9	22.1	30.0	22.1	28.7	23.3	30.9
	0090	Seymour Johnson AFB	29.4	35.6	24.8	32.4	24.0	29.1	24.8	31.1	25.7	32.0
	0091	NH Camp Lejeune	26.2	30.9	21.3	24.2	22.6	26.1	17.2	19.8	21.8	25.2
	0092	NH Cherry Point	34.1	38.5	33.6	36.8	31.3	35.1	31.9	34.4	32.7	36.2
	0120	Langley AFB	38.1	45.9	31.5	39.5	27.8	36.7	30.0	36.5	31.8	39.6
	0121	Ft. Eustis	36.1	47.0	31.1	39.1	29.3	39.1	31.9	40.8	32.1	41.5
	0124	NMC Portsmouth	29.5	37.1	26.1	33.0	26.1	33.7	23.3	30.4	26.2	33.5
	9902	Out/Area-Reg 2	51.5	58.5	44.1	53.5	41.5	51.7	45.1	57.7	45.6	55.5
Southeast Region 3	0039	NH Jacksonville/Key West	30.9	41.6	30.6	42.3	31.8	42.1	26.2	36.3	29.9	40.5
	0045	MacDill AFB	43.7	57.6	42.0	55.7	39.4	51.8	35.7	49.8	40.2	53.7
	0046	Patrick AFB	46.3	53.9	48.8	57.9	42.6	51.3	37.6	47.3	43.8	52.6
	0047	Ft. Gordon	34.3	42.8	32.2	40.9	31.4	42.1	29.8	36.1	31.9	40.4
	0048	Ft. Benning	25.7	37.9	21.9	34.3	21.0	30.7	22.5	33.0	22.8	34.0
	0049	Ft. Stewart	25.2	31.5	22.9	30.0	18.9	24.0	17.8	21.2	21.0	26.3
	0051	Robins AFB	32.7	36.4	34.4	38.5	31.2	34.1	24.5	29.2	30.6	34.5
	0101	Shaw AFB	41.8	47.6	35.1	40.2	36.0	42.3	32.0	37.5	36.2	41.9
	0103	NH Charleston	33.8	48.0	28.1	39.1	32.0	45.0	31.5	42.7	31.4	43.7
	0104	NH Beaufort	29.3	30.9	26.2	27.2	30.7	34.7	28.2	31.5	28.6	31.0
	0105	Ft. Jackson	31.8	43.8	29.7	40.6	28.0	41.1	30.1	41.7	29.9	41.8
9903	Out/Area-Reg 3	55.6	64.2	55.4	63.0	52.3	61.3	45.9	55.5	52.4	61.1	

TABLE F.6 (continued)

Region	CACSMPL	Catchment Area	Q1 2003		Q2 2003		Q3 2003		Q4 2003		COMBINED	
			RR	RR _w	RR	RR _w	RR	RR _w	RR	RR _w	RR	RR _w
Gulfsouth	0001	Redstone Ars/Ft McClellan	38.2	46.8	39.1	46.2	34.4	44.4	27.6	36.3	34.9	43.4
Region 4	0003	Ft. Rucker	39.6	49.2	39.2	46.8	34.2	44.6	37.4	48.6	37.6	47.3
	0004	Maxwell AFB	42.1	46.8	43.0	45.5	32.6	37.4	28.9	32.0	36.6	40.3
	0038	NH Pensacola	31.8	44.5	29.7	43.8	28.6	36.5	27.3	38.2	29.3	40.7
	0042	Eglin AFB	41.2	56.1	34.6	45.3	32.6	49.2	32.4	44.3	35.2	48.7
	0043	Tyndall AFB	39.0	46.0	35.0	40.5	32.6	38.2	24.9	30.2	32.9	38.5
	0073	Keesler AFB	38.6	48.1	35.4	47.0	26.3	37.7	30.5	40.3	32.7	43.2
	7139	Hurlburt Field	30.0	31.1	27.8	29.6	22.9	24.9	22.7	23.6	25.9	27.2
	9904	Out/Area-Reg 4	46.5	57.4	48.7	61.0	45.1	57.4	39.6	52.1	44.8	56.8
Heartland	0055	Scott AFB	42.3	56.2	35.5	47.7	36.8	47.9	33.6	45.8	37.0	49.4
Region 5	0056	NH Great Lakes	22.5	29.6	24.0	31.2	22.8	29.0	23.0	32.1	23.1	30.4
	0060	Ft. Campbell	24.6	29.6	22.1	27.8	24.2	29.6	17.7	23.6	22.1	27.6
	0061	Ft. Knox	37.1	50.2	34.3	44.8	31.6	40.5	27.3	34.5	32.6	42.0
	0095	Wright Patterson AFB	51.2	60.1	43.4	52.0	39.2	45.7	35.8	43.0	42.4	50.1
	9905	Out/Area-Reg 5	54.1	63.4	47.6	55.9	45.4	55.5	42.1	52.4	47.3	56.7
Southwest	0013	Little Rock AFB	35.4	40.6	28.4	32.0	23.4	27.1	25.0	31.4	28.0	32.7
Region 6	0062	Barksdale AFB	31.4	36.8	22.7	29.1	19.8	25.3	23.3	27.7	24.3	29.7
	0064	Ft. Polk	28.4	30.8	28.1	29.6	23.9	25.7	21.5	22.8	25.4	27.2
	0096	Tinker AFB	30.4	35.8	29.1	33.7	25.7	29.9	25.0	28.6	27.6	31.9
	0098	Ft. Sill	29.8	36.4	28.1	36.1	16.6	21.5	21.7	28.5	24.0	30.6
	0109	Brooke AMC-Ft. Sam Houston	37.9	55.4	38.6	54.2	35.6	52.1	33.7	48.2	36.5	52.4
	0110	Ft. Hood	25.7	34.6	22.5	29.7	20.3	26.2	15.2	22.3	20.9	28.1
	0112	Dyess AFB	32.3	38.0	26.5	33.5	25.4	29.9	21.9	25.7	26.5	31.7
	0113	Laughlin AFB/Sheppard AFB	35.1	39.6	33.6	37.9	20.4	24.6	27.7	32.7	29.2	33.7
	0117	Lackland AFB	32.5	45.4	29.4	40.1	31.4	42.9	25.1	34.5	29.6	40.8
	0118	NH Corpus Christi	31.2	36.4	28.5	31.2	30.2	35.2	26.3	30.6	29.1	33.3
	0366	Randolph AFB	44.4	50.1	32.0	37.1	37.3	42.5	35.5	42.7	37.3	43.0
	9906	Out/Area-Reg 6	54.5	64.7	48.1	57.5	47.6	57.3	42.7	52.5	48.4	58.1
Central	0008	Ft. Huachuca	32.7	40.5	29.4	37.1	32.0	37.9	26.4	33.0	30.1	37.1
Region 7	0009	Luke AFB	38.3	56.3	35.9	54.0	34.8	51.9	35.4	49.4	36.1	52.9
	0010	Davis-Monthan AFB	34.4	42.3	31.8	38.7	35.3	43.8	27.3	33.9	32.2	39.7
	0079	Nellis AFB	44.0	52.5	45.1	54.6	37.6	48.6	34.4	42.3	40.3	49.4
	0083	Kirtland AFB	31.0	35.6	29.1	35.7	25.0	31.5	30.5	36.9	28.9	34.9
	0108	Ft. Bliss	27.7	39.3	27.6	41.0	25.5	37.8	23.2	33.5	25.9	37.8
	9907	Out/Area-Reg 7	44.1	56.9	43.5	52.6	53.6	57.3	49.2	58.0	47.3	56.2

TABLE F.6 (continued)

Region	CACSMPL	Catchment Area	Q1 2003		Q2 2003		Q3 2003		Q4 2003		COMBINED	
			RR	RR _w	RR	RR _w	RR	RR _w	RR	RR _w	RR	RR _w
Central Region 8	0032	Evans ACH-Ft. Carson	27.6	38.4	24.0	34.3	23.5	35.6	23.0	32.2	24.5	35.0
	0033	USAF Acad. Hospital	43.5	55.9	38.2	47.5	41.0	48.4	30.2	39.6	38.4	47.9
	0053	Mountain Home AFB	32.6	38.2	30.3	35.9	30.5	36.0	27.3	32.4	30.2	35.6
	0057	Ft. Riley	32.8	34.1	27.2	28.5	26.3	28.4	22.5	25.3	26.8	28.8
	0058	Ft. Leavenworth	40.2	45.0	38.6	43.6	31.1	35.5	33.1	39.1	35.7	40.8
	0059	McConnell AFB	30.8	36.9	28.4	34.5	20.9	27.2	26.9	32.9	26.8	32.8
	0075	Ft. Leonard Wood	36.1	41.4	30.1	37.8	31.0	33.9	22.4	27.4	29.4	34.9
	0078	Offutt AFB	45.2	52.0	41.9	50.5	39.3	46.7	37.6	44.4	41.0	48.4
	0119	Hill AFB	31.1	34.7	33.4	36.8	29.8	35.8	25.8	30.7	30.0	34.4
	0129	F.E. Warren AFB	33.1	38.6	27.7	33.0	24.9	29.1	27.2	30.9	28.2	32.8
9908	Out/Area-Reg 8	50.1	64.7	47.1	58.0	43.2	55.7	44.2	56.1	46.1	58.4	
Southern California Region 9	0019	Edwards AFB	31.1	35.0	30.1	34.5	29.7	33.0	30.4	33.3	30.3	33.9
	0024	NH Camp Pendleton/Ft Irwin	24.7	35.3	21.2	32.0	20.4	29.8	22.2	31.8	22.1	32.2
	0029	NMC San Diego	27.5	39.3	25.9	36.7	25.4	34.2	23.5	35.3	25.6	36.4
	0030	NH 29-Palms	30.0	31.3	24.8	25.5	28.6	29.7	18.2	19.6	25.4	26.5
	0131	Ft. Irwin	24.8	29.1	16.2	18.7	19.4	23.4	15.4	19.1	18.9	22.6
	9909	Out/Area-Reg 9	42.4	53.9	47.1	56.0	45.1	58.4	41.7	52.2	44.1	55.1
Golden Gate Region 10	0014	Travis AFB	36.6	49.8	37.0	49.0	34.6	45.4	32.3	45.1	35.1	47.3
	0028	NH LeMoore	37.8	43.5	35.3	41.2	29.6	35.1	26.8	30.6	32.4	37.5
	9910	Out/Area-Reg 10	49.4	59.3	58.9	64.8	51.7	59.0	46.0	56.8	51.5	60.0
Northwest Region 11	0125	Madigan AMC-Ft. Lewis	33.2	46.3	30.9	40.4	29.0	43.0	24.3	34.7	29.4	41.0
	0126	NH Bremerton	31.9	38.2	31.4	38.2	30.8	38.2	31.7	38.5	31.4	38.3
	0127	NH Oak Harbor	36.5	39.2	36.1	39.6	31.6	34.1	29.0	31.7	33.3	36.1
	0128	Fairchild AFB	40.1	47.0	33.6	42.2	29.7	36.8	25.0	31.0	32.1	39.1
	9911	Out/Area-Reg 11	56.7	65.6	52.9	63.8	55.2	65.8	50.4	58.8	53.7	63.3
Hawaii Region 12	0052	Tripler AMC	30.0	35.8	30.8	37.7	25.1	31.0	22.2	27.7	27.0	33.0
	0280	Pearl Harbor	31.7	33.1	29.0	31.0	28.7	30.1	30.4	31.9	30.0	31.5
	0287	NMCL Pearl Harbor/Hickam	32.0	33.9	32.6	35.2	31.3	33.5	27.0	28.8	30.7	32.8
	9912	Out/Area-Reg 12	36.8	60.0	57.9	65.2	53.3	72.3	77.8	82.5	56.3	70.6
Europe	0606	Landstuhl AMC/other German	18.6	19.9	11.7	13.0	16.2	17.0	8.2	9.1	13.7	14.7
	0607	Landstuhl	18.2	18.7	19.1	19.6	14.2	14.7	12.4	14.4	16.0	16.8
	0609	Wuerzburg	15.5	15.4	14.5	14.5	13.3	13.6	8.7	8.9	13.0	13.1
	0617	Naples	14.3	14.1	12.6	13.3	15.5	16.0	14.3	13.9	14.2	14.3
	0633	RAF Lakenheath/other Europe	19.7	20.1	12.6	13.4	21.0	21.9	13.3	13.5	16.7	17.2
	0805	Spangdahlem AB	24.0	24.0	12.0	12.3	19.6	20.4	20.4	21.4	19.0	19.5
	0806	Spangdahlem/Ramstein AFB	21.4	22.3	16.0	16.4	20.8	22.1	18.5	18.5	19.2	19.9
	9913	Out/Area-Europe	13.3	27.7	8.3	14.8	16.1	21.8	12.2	18.0	12.1	20.7

TABLE F.6 (continued)

Region	CACSMPL	Catchment Area	Q1 2003		Q2 2003		Q3 2003		Q4 2003		COMBINED	
			RR	RR _w	RR	RR _w	RR	RR _w	RR	RR _w	RR	RR _w
Western Pacific Command	0612	Seoul	15.1	14.8	14.0	13.9	12.8	12.8	8.9	8.8	12.7	12.5
	0620	Agana	23.2	26.8	22.4	25.5	20.1	23.4	18.8	23.5	21.1	24.8
	0621	Okinawa	12.6	13.9	11.7	12.6	10.9	11.7	7.8	8.3	10.9	11.6
	0622	NH Yokosuka/other Asian	12.8	13.5	8.9	9.2	11.8	12.5	11.3	11.4	11.2	11.7
	0638	Kunsan AB/Osan AB	11.8	12.4	4.7	4.5	11.1	11.3	12.3	12.6	9.9	10.3
	0640	Yokota AB	22.4	22.4	12.4	12.6	23.7	24.0	12.6	12.8	17.8	18.0
	0804	Kadena AFB	4.5	5.1	3.5	3.7	15.2	15.6	11.8	12.8	8.7	9.4
	9914	Out/Area-Pacific	9.1	27.7	33.3	25.9	15.2	18.1	14.3	16.0	18.5	21.6
TRICARE Latin America	0616	NH Guantanamo/Roosevelt Rds	23.6	26.3	21.6	25.4	24.1	28.0	16.0	18.7	21.4	24.6
	9915	Out/Area-Latin America & Can	33.7	39.8	27.8	40.9	22.6	34.3	17.1	21.4	24.6	33.2
Alaska	0005	Ft. Wainwright	18.9	18.6	25.6	24.8	21.3	21.1	22.7	22.3	22.1	21.7
	0006	Elmendorf AFB/Ft Wainwright	39.8	43.5	34.5	39.4	34.2	38.2	30.1	35.0	34.7	39.0

TABLE F.7

RESPONSE RATES BY BENEFICIARY CATEGORY AND SEX

		Q1 2003		Q2 2003		Q3 2003		Q4 2003		COMBINED	
		RR	RR _W	RR	RR _W	RR	RR _W	RR	RR _W	RR	RR _W
Active Duty and Guard/Reserve	Male	19.1	17.8	15.9	14.9	15.2	14.4	13.8	13.0	16.0	15.0
	Female	22.0	21.5	20.1	20.8	19.4	18.9	16.6	16.7	19.5	19.4
Dependent of Active Duty & Guard/Reserve	Male	17.2	17.7	14.2	14.8	15.5	16.4	12.3	12.6	14.8	15.4
	Female	30.3	32.0	28.7	31.1	26.6	28.8	24.7	26.3	27.6	29.5
Retiree/Depend of Retir/Surviv/Other <65	Male	55.1	56.7	49.5	50.3	48.6	50.3	45.6	48.3	49.7	51.4
	Female	52.9	54.7	48.4	48.7	47.8	50.6	43.0	43.7	48.0	49.4
Retiree/Depend of Retir/Surviv/Other 65+	Male	78.8	79.7	74.9	75.3	76.2	75.5	73.3	75.0	75.8	76.4
	Female	74.1	76.5	71.9	73.8	69.7	71.2	68.6	71.3	71.1	73.1

TABLE F.8

RESPONSE RATES BY BENEFICIARY CATEGORY AND SERVICE

Beneficiary Category	Service	Q1 2003		Q2 2003		Q3 2003		Q4 2003		COMBINED	
		RR	RR _W	RR	RR _W	RR	RR _W	RR	RR _W	RR	RR _W
Active Duty and Guard/Reserve	Army	18.4	17.6	15.8	15.1	14.1	13.7	11.8	11.9	14.9	14.5
	Navy	18.4	17.5	16.5	15.5	15.8	15.7	13.9	12.7	16.2	15.4
	Marine Corps	12.5	11.6	9.6	10.0	10.3	9.5	9.4	9.3	10.4	10.1
	Air Force	22.6	23.1	18.5	18.8	18.6	18.7	17.4	17.9	19.3	19.6
	Coast Guard	21.1	17.1	20.5	18.3	17.0	16.9	21.0	20.5	19.9	18.2
Dependent of Active Duty & Guard/Reserve	Army	25.3	27.9	25.4	28.4	22.3	24.8	21.3	23.5	23.5	26.0
	Navy	28.9	30.6	25.6	29.6	26.0	29.6	23.6	25.2	26.1	28.8
	Marine Corps	26.9	29.6	27.5	30.4	26.1	28.1	22.4	25.4	25.7	28.3
	Air Force	31.8	33.2	28.1	28.9	27.4	28.5	24.2	24.5	27.9	28.8
	Coast Guard	35.3	33.7	36.2	39.4	30.2	32.9	31.4	37.6	33.3	35.9
Retiree/Depend of Retir/Surviv/Other <65	Army	72.3	74.5	71.5	73.0	71.3	72.4	42.4	43.5	70.7	72.4
	Navy	75.6	75.8	74.7	75.7	70.0	70.7	46.6	48.0	73.5	74.9
	Marine Corps	79.4	82.5	71.0	71.0	75.6	74.3	39.2	42.1	73.3	74.9
	Air Force	79.9	81.6	75.1	76.3	75.8	75.9	45.3	48.0	75.9	76.9
	Coast Guard	90.9	84.4	66.7	65.0	63.4	64.3	45.5	43.5	74.8	70.4
Retiree/Depend of Retir/Surviv/Other 65+	Army	52.4	54.9	48.5	48.8	47.9	50.1	67.8	70.1	47.9	49.3
	Navy	54.1	55.8	50.0	50.8	48.3	50.8	73.4	77.3	49.8	51.3
	Marine Corps	51.3	52.0	43.1	42.2	44.2	42.3	67.8	72.1	44.4	44.4
	Air Force	55.5	57.0	49.4	50.1	49.1	52.7	72.7	73.5	49.9	52.0
	Coast Guard	57.4	54.9	59.4	54.7	46.5	40.1	82.0	69.2	52.1	48.1