

Contract No.: GS-10F-0050L (W81XWH-09-F-0511)
MPR Reference No.: 6663-500

2009 Health Care Survey of DoD Beneficiaries:

Adult Codebook and User's Guide

November 2009
Final

Submitted to:

TRICARE Management Activity
5111 Leesburg Pike, Suite 810
Falls Church, VA 22041
(703) 681-3636

Task Order Officer:

Richard R. Bannick, Ph. D., FACHE

Submitted by:

Mathematica Policy Research, Inc.
600 Maryland Ave., SW, Suite 550
Washington, DC 20024-2512
(202) 484-9220

Project Director:

Eric Schone, Ph. D.

PAGE IS INTENTIONALLY LEFT BLANK TO ALLOW FOR DOUBLE-SIDED COPYING

Contents

Lists	Page
Table of Variables – Annual Frequencies	v
Table of Variables – Annual Frequencies – Version 3	xiii
Table of Variables – Quarterly Frequencies	xv
Table of Variables – Quarterly Frequencies – Version 3	xxiii
Alphabetical Table of Variables – Annual Frequencies	xxv
Alphabetical Table of Variables – Annual Frequencies – Version 3	xxxiii
Alphabetical Table of Variables – Quarterly Frequencies	xxxv
Alphabetical Table of Variables – Quarterly Frequencies – Version 3	xlili
 Chapters	
1 Introduction	1
2 Survey of Adults	9
3 Description of the Adult HCSDB Database.....	83
4 Programming Guide	89
- How to Make a Table Using SAS.....	89
- How to Make a Table Using SPSS	115
- Calculating Variances of Estimates.....	166
5 Codebook	171
- Annual Frequencies	173
- Quarterly Frequencies	321
References.....	593
 Appendices	
A Annotated Questionnaire – Quarters I-IV Version 4 and Quarters I-II Version 3.....	A-1
B Survey Fielding Letters – Quarters I-IV	B-1
C Crosswalk between 1997, 1998, 1999, 2000, 2002, 2003, 2004, 2005, 2006, 2007, 2008, and 2009 questions for Adult HCSDB – Quarters I-IV Version 4 and Quarters I-II Version 3.....	C-1
D Coding Scheme and Coding Tables – Quarters I-IV Version 4 and Quarters I-II Version 3	D-1
E SAS Proc Contents – Alphabetical 2009 Adult HCSDB	E-1
F SAS Proc Contents – Creation Order 2009 Adult HCSDB	F-1
G Response Rate Tables – Quarters I-IV	G-1

PAGE IS INTENTIONALLY LEFT BLANK TO ALLOW FOR DOUBLE-SIDED COPYING

TABLE OF VARIABLES

Page

ANNUAL FREQUENCIES

SAMPLE VARIABLES		
MPRID	- Unique MPR identifier.....	173
SVCSMPL	- Branch of service sampling variable.....	173
SEXSMPL	- Sex sampling variable	173
STRATUM	- Sampling stratum.....	173
CACSMPL	- Catchment area	180
ENBGSMPL	- Enrollment by beneficiary category	182
MPCSMPL	- Military personnel category.....	183
NHFF	- Stratum sample size	183
SERVAREA	- Service area	183
DCATCH	- Catchment Area.....	184
MSM	- Multiple service market areas.....	187
D_FAC	- Facility type code.....	187
D_HEALTH	- Health service region.....	187
TNEXREG	- TRICARE next generation of contracts region grouping	188
SERVAFF	- Service affiliation	188
DEERS VARIABLES		
MRTLSTAT	- Marital status	188
RACEETHN	- Race/Ethnic code	189
PNSEXCD	- Person gender	189
DAGEQY	- Age at time of data collection	189
FIELDAGE	- Age at start of fielding period.....	190
PCM	- Primary manager code (civilian or military)	190
ACV	- Alternate care value.....	191
POST STRATIFICATION		
DBENCAT	- Beneficiary category	191
DMEDELG	- Medical privilege code	192
DSPONSVC	- Derived sponsor branch of service	192
MBRRELCD	- Member relationship code	192
MEDTYPE	- Medicare type	193
PATCAT	- Aggregated beneficiary category	193
PNTYPECD	- Person type code.....	193
PNLCATCD	- Personnel category code (duty status)	194
QUESTIONNAIRE RESPONSES		
H09001	- Are you the person listed on envelope	194
H09002A	- Health plan(s) covered: TRICARE Prime	194
H09002C	- Health plan(s) covered: TRICARE Ext/Std	194
H09002F	- Health plan(s) covered: Medicare.....	195
H09002G	- Health plan(s) covered: FEHBP	195
H09002H	- Health plan(s) covered: Medicaid	195
H09002I	- Health plan(s) covered: Civilian HMO	195
H09002J	- Health plan(s) covered: Other civilian.....	195
H09002K	- Health plan(s) covered: USFHP	196
H09002L	- Health plan(s) covered: Not sure.....	196
H09002M	- Health plan(s) covered: Veterans	196
H09002N	- Health plan(s) covered: TRICARE Plus.....	196
H09002O	- Health plan(s) covered: TRICARE For Life	196
H09002P	- Health plan(s) covered: TRICARE Supplemental Insurance.....	197
H09002Q	- Health plan(s) covered: TRICARE Reserve Select	197
H09002R	- Health plan(s) covered: Other Non-US government health insurance	197
H09003	- Which health plan did you use most in the past 12 months?	198
H09004	- Months or years in a row with health plan	198

H09005	- In last year: facility used most for health care	199
H09006	- In last year: have illness/injury/condition that needed care right away	199
H09007	- In last year: how often got care as soon as you believed you need it	199
H09008	- In last year: wait between trying to get care and actually seeing a provider for an illness or injury.....	200
H09009	- In last year: made appointments for non-urgent health care	200
H09010	- In last year: how often got appointments for non-urgent health care as soon as you wanted.....	200
H09011	- In last year: days between making an appointment for regular or routine care and actually seeing a provider.....	201
H09012	- In last year: times went to an emergency room for own care	201
H09013	- In last year: times went to a doctors office or clinic for yourself (not counting times went to an emergency room).....	201
H09014	- In last year: how often talk to doctor or other health care provider about illness prevention.....	202
H09015	- In last year: doctor or other health care provider talked about more than 1 choice for treatment.....	202
H09016	- In last year: doctor talked about pros/cons of each treatment/health care choice.....	202
H09017	- In last year: doctor/health care provider asked which treatment option you thought was best for you when there was more than one choice of treatment	203
H09018	- Rating of all health care in last year	203
H09019	- Have one person you think of as your personal doctor	203
H09020	- In last year: number of times visited personal doctor for care for self	204
H09021	- In last year: how often personal doctor listened carefully to you	204
H09022	- In last year: how often personal doctor explained things in a way that was easy to understand	204
H09023	- In last year: how often your personal doctor showed respect for what you have to say.....	205
H09024	- In last year: how often your personal doctor spent enough time with you	205
H09025	- In last year: got care from doctor or other health provider other than personal doctor	205
H09026	- In last year: how often personal doctor seemed informed and up-to-date about care received from other doctors.....	206
H09027	- Rating of your personal doctor	206
H09028	- In last year: tried to make appointment to see a specialist.....	206
H09029	- In last year: how often it was easy to get appointments with specialists	207
H09030	- In last year: how many specialists seen	207
H09031	- Rating of specialist seen most often in last year	207
H09032	- In last year: tried to get care, tests, or treatment through health plan	208
H09033	- In last year: how often easy to get care, tests, or treatment you thought you needed through health plan.....	208
H09034B	- In last year: looked for information in written material or on the Internet about how health plan works	208
H09034	- In last year: how often written material/Internet provide information you needed about how your plan works.....	209
H09035	- In last year: looked for information from health plan on cost of health care service or equipment	209
H09036	- In last year: how often able to find out cost of health care service or equipment from health plan.....	209
H09037	- In last year: looked for information from health plan on cost of prescription medications	210
H09038	- In last year: how often able to find out cost of prescription medications	210
H09039	- In last year: tried to get information or help from health plan's customer service.....	210
H09040	- In last year: how often did customer service give needed information or help	210
H09041	- In last year: how often did customer service treat with courtesy and respect	211
H09042	- In last year: health plan gave forms to fill out	211
H09043	- In last year: how often forms from health plan were easy to fill out.....	211
H09044	- In last year: sent in any claims to your health plan.....	211

H09045	- In last year: how often health plan handled claims quickly.....	212
H09046	- In last year: how often health plan handled claims correctly	212
H09047	- Rating of all experience with health plan	212
H09048	- Blood pressure: when last reading	213
H09049	- Blood pressure: know if blood pressure is too high or not.....	213
H09050	- When did you last have a flu shot.....	213
H09051	- Smoked at least 100 cigarettes in life	213
H09052	- Smoke everyday, some days, or not at all.....	214
H09053	- Last year: number of visits advised to quit smoking	214
H09054	- Last year: number of visits medication was recommended or discussed to assist with quitting smoking	214
H09055	- Last year: number of visits recommended or discussed methods and strategies to assist quitting smoking	215
H09056	- Are you male or female	215
H09057	- Female: Last have a Pap smear test.....	215
H09058	- Female: Are you under age 40	216
H09059	- Female: Last time breasts checked mammography	216
H09060	- Female: Been pregnant in last year or pregnant now.....	216
H09061	- Female: In what trimester is your pregnancy	217
H09062	- Female: Trimester first received prenatal care	217
H09063	- In general how would you rate your overall health	217
H09064	- Limited in any way in any activities because of any impairment or health problem ..	218
H09065	- In last year: seen doctor or other health provider 3 or more times for same condition or problem.....	218
H09066	- Condition lasted for at least 3 months	218
H09067	- Need to take medicine prescribed by a doctor	218
H09068	- Medicine to treat condition that has lasted for at least 3 months.....	219
H09069F	- Feet portion of height without shoes.....	219
H09069I	- Inches portion of height without shoes	219
H09070	- Weight without shoes in pounds.....	220
H09071	- Are you Spanish, Hispanic, or Latino	225
H09071A	- No, not Spanish, Hispanic, or Latino	225
H09071B	- Yes, Mexican, Mexican American, Chicano	226
H09071C	- Yes, Puerto Rican.....	226
H09071D	- Yes, Cuban.....	226
H09071E	- Yes, other Spanish, Hispanic, or Latino	226
H09072	- Currently covered Medicare part A.....	227
H09073	- Currently covered Medicare part B.....	227
H09074	- Currently covered Medicare supplemental.....	227
SREDA	- Highest grade completed.....	228
SRRACEA	- Race: White	228
SRRACEB	- Race: Black or African American.....	228
SRRACEC	- Race: American Indian or Alaska native.....	228
SRRACED	- Race: Asian	229
SRRACEE	- Race: Native Hawaiian/other Pacific Islanders.....	229
SRAGE	- What is your age now?	229
S09B01	- Self rating of overall mental/emotional health.....	229
S09B02	- Last year: needed treatment/counseling for personal/family problem	230
S09B03	- Last year: problem getting needed treatment/counseling.....	230
S09B04	- Last year: rate of treatment/counseling received.....	230
S09B22	- You or spouse deployed to a combat zone within the past two years.....	231
S09B22A	- Spouse and/or I deployed to a combat zone in the past year	231
S09B22B	- Spouse and/or I deployed to a combat zone within the past two years.....	231
S09B22C	- Neither I nor my spouse deployed to a combat zone within the past two years.....	231
S09B23	- Past month: had nightmares or unwanted thoughts about an experience that was frightening, horrible, or upsetting.....	232
S09B24	- Past month: tried hard not to think about or went out of the way to avoid situations that remind you of experience that was frightening, horrible, or upsetting.....	232

S09B25	- Past month: constantly on guard, watchful, or easily startled after experience that was frightening, horrible, or upsetting	232
S09B26	- Past month: felt numb or detached from others, activities, or surroundings after experience that was frightening, horrible, or upsetting	232
S09D01	- Used/tried any smokeless tobacco products such as chewing tobacco or snuff	233
S09D02	- Currently use chewing tobacco or snuff every day, some days, or not at all	233
S09D03	- Currently use any tobacco products other than cigarettes, like cigars/pipes/kreteks/other	233
S09D04	- Past year: number of visits dr/other health provider advised to quit use of tobacco products other than cigarettes	234
S09D05	- In a typical week: amount of dip/chewing tobacco/snuff/snus used	234
S09N11	- Preference between military and civilian facilities for all of your health care	234
S09Q01	- Had blood stool test using a home kit	235
S09Q02	- Time since last blood stool test using a home kit	235
S09Q03	- Had sigmoidoscopy or colonoscopy exam	235
S09Q04	- Time since last sigmoidoscopy	236
S09Q05	- Time since last colonoscopy	236
S09W01	- Last emergency room visit due to an accident, injury or some health problem	236
S09W02	- Able to contact doctor or other health professional about health problem before going to the emergency room	237
S09W03	- Doctor or health professional told you to go to the emergency room	237
S09W04	- Tried to see or call a doctor or other health professional about this problem before going to the emergency room or calling for emergency medical assistance	237
S09W05	- At the time you went to the emergency room, there were places to go to for treatment other than the emergency room	238
S09W06	- Why decide to go to emergency room rather than alternative	238
S09W07	- As a result of this emergency room visit, admitted to the hospital for an overnight stay	238
S09009	- Had the same personal doctor or nurse before joining this health plan	239
S09010	- Since joined health plan, how much of a problem, if any, was it to get a personal doctor or nurse you are happy with?	239
S09011	- Able to see my provider when needed	239
S09012	- Last visit to provider's office: number days wait between making the appointment and actually seeing a provider	240
S09013	- Satisfaction with the length of time waited for appointment	240
S09014	- Satisfaction with health care received during last visit	240
S09K01	- Sometimes your health care provider cares more about what is convenient for him/her than about your medical needs	241
S09K02	- Health care provider is always thoughtful and thorough	241
S09K03	- Completely trust health care provider's decisions about which medical treatments are best for you	241
S09K04	- Health care provider is completely honest in telling you about all of the different treatment options available for your condition	242
S09K05	- All in all, have complete trust in health care provider	242
S09K12	- Health plan cares more about saving money than about getting you the treatment you need	242
S09K13	- Feel the need to double-check everything your health plan does	243
S09K14	- Believe health plan will pay for everything it is supposed to, even really expensive treatments	243
S09K15	- Think health plan will give you a straight answer to questions	243
S09K16	- All in all, have complete trust in health plan	244
S09J01	- Can obtain civilian health insurance for self through some civilian group	244
S09J02A	- Obtain civilian coverage: my current employer	244
S09J02B	- Obtain civilian coverage: COBRA from previous employer	244
S09J02C	- Obtain civilian coverage: retirement coverage from previous employer	245
S09J02D	- Obtain civilian coverage: family member's current employer	245
S09J02E	- Obtain civilian coverage: COBRA from family member's previous employer	245

S09J02F	- Obtain civilian coverage: retirement coverage from family member's previous employer.....	245
S09J02G	- Obtain civilian coverage: another organization.....	246
S09J02H	- Obtain civilian coverage: government program	246
S09J02I	- Obtain civilian coverage: don't know	246
S09J03	- Are you or you and others in household covered by a civilian policy	246
S09J04	- I or family member pay all or part of insurance premium for civilian coverage.....	247
S09J05	- How much (in dollars) per month do you or family member pay for this coverage....	247
S09J06	- Used civilian coverage for any of your health care in the past 12 months	251
S09J07A	- Not used civilian coverage: not available	251
S09J07B	- Not used civilian coverage: had better choice of doctors with TRICARE	252
S09J07C	- Not used civilian coverage: don't want to pay premium for civilian coverage.....	252
S09J07D	- Not used civilian coverage: better customer service with TRICARE	252
S09J07E	- Not used civilian coverage: civilian benefits are poor compared to TRICARE	252
S09J07F	- Not used civilian coverage: personal doctor is only available through TRICARE	253
S09J07G	- Not used civilian coverage: want to be sure I can always use military health care ...	253
S09J07H	- Not used civilian coverage: pay less for TRICARE than I would for civilian care	253
S09J07I	- Not used civilian coverage: prefer to use military doctors	253
S09J07J	- Not used civilian coverage: prefer military hospitals.....	254
S09J07K	- Not used civilian coverage: have not needed health care	254
S09J07L	- Not used civilian coverage: another reason	254
S09J07M	- Not used civilian coverage: receive employer bonus for not taking employee coverage.....	254
S09J07N	- Not used civilian coverage: family member receives employer bonus for not taking employee coverage	255
S09J08	- Used TRICARE for any health care (except for prescription drugs) in the past 12 months.....	255
S09J09A	- Not used TRICARE: greater choice of doctors with my civilian plan	255
S09J09B	- Not used TRICARE: don't want to pay the premium for TRICARE	255
S09J09C	- Not used TRICARE: better customer service with civilian plans	256
S09J09D	- Not used TRICARE: personal doctor is not available to me through TRICARE	256
S09J09E	- Not used TRICARE: TRICARE benefits are poor compared to my civilian plan	256
S09J09F	- Not used TRICARE: easier to get care through civilian plan.....	256
S09J09G	- Not used TRICARE: pay less for civilian care than I would for TRICARE	257
S09J09H	- Not used TRICARE: no military facilities near me	257
S09J09I	- Not used TRICARE: prefer civilian doctors	257
S09J09J	- Not used TRICARE: prefer civilian hospitals	257
S09J09K	- Not used TRICARE: have not needed health care	258
S09J09L	- Not used TRICARE: another reason	258
S09J10	- Dropped civilian coverage in past 12 months.....	258
S09J11	- Current employment status	259
S09J12	- Family's income before taxes in 2006	259
S09Z01	- Spouse deployed to a combat zone	259
S09Z02	- Rating of level of stress in personal life	260
S09Z03	- Extent of concern: childcare arrangement.....	260
S09Z04	- Extent of concern: child's education	260
S09Z06	- Extent of concern: communicating with spouse	261
S09Z07	- Extent of concern: managing household expenses.....	261
S09Z10	- Extent of concern: marital problems	261
S09Z11	- Extent of concern: personal health problems	262
S09Z12	- Extent of concern: family member health problem	262
S09Z13	- Extent of concern: job/education demands	262
S09Z14	- Extent of concern: major financial hardship/bankruptcy	263
S09Z15	- Sought resources available for deployed personnel family	263
S09Z16	- How helpful was information in coping with spouse deployment.....	263
S09Z17	- Problem finding information	263

NRC SURVEY FIELDING VARIABLES		
ONTIME	- Responded within 8 weeks of mail-out	264
FLAG_FIN	- Final disposition	264
DUPFLAG	- Multiple response indicator	264
FNSTATUS	- Final status	264
KEYCOUNT	- Number of key questions answered	265
QUARTER	- Survey quarter	265
WEB	- Web survey indicator	265
VERSION	- Indicator of a version 3 or 4 of the questionnaire	266
CODING SCHEME FLAGS AND COUNTS		
N1	- Coding scheme note 1	266
N1A1	- Coding Scheme note 1A1	266
N1A2	- Coding Scheme note 1A2	266
N1A3	- Coding Scheme note 1A3	267
N1A4	- Coding Scheme note 1A4	267
N1A5	- Coding Scheme note 1A5	267
N2	- Coding scheme note 2	268
N3	- Coding scheme note 3	268
N3A1	- Coding scheme note 3A1	268
N3A2	- Coding scheme note 3A2	269
N3A3	- Coding scheme note 3A3	269
N3A4	- Coding scheme note 3A4	269
N4	- Coding scheme note 4	269
N5	- Coding scheme note 5	270
N6	- Coding scheme note 6	270
N7	- Coding scheme note 7	270
N8	- Coding scheme note 8	271
N8A1	- Coding scheme note 8A1	271
N9	- Coding scheme note 9	271
N10	- Coding scheme note 10	272
N10A1	- Coding scheme note 10A1	272
N11	- Coding scheme note 11	272
N11B	- Coding scheme note 11B	272
N12	- Coding scheme note 12	273
N13	- Coding scheme note 13	273
N14	- Coding scheme note 14	273
N15	- Coding scheme note 15	274
N16	- Coding scheme note 16	274
N16A1	- Coding scheme note 16A1	274
N16A2	- Coding scheme note 16A2	275
N17	- Coding scheme note 17	275
N18	- Coding scheme note 18	275
N18A1	- Coding scheme note 18A1	276
N19A	- Coding scheme note 19A	276
N19B	- Coding scheme note 19B	276
N20	- Coding scheme note 20	277
N21	- Coding scheme note 21	277
N22	- Coding scheme note 22	277
N23	- Coding scheme note 23	278
N23A1	- Coding scheme note 23A1	278
N24	- Coding scheme note 24	278
N24A1	- Coding scheme note 24A1	278
N24B1	- Coding scheme note 24B1	279
N24B2	- Coding scheme note 24B2	279
MISS_1	- Count of: violates skip pattern	279
MISS_4	- Count of: incomplete grid error	279
MISS_5	- Count of: scalable response of don't know	280

MISS_6	- Count of: not applicable - valid skip	280
MISS_7	- Count of: out-of-range error	281
MISS_8	- Count of: multiple response error	281
MISS_9	- Count of: no response - invalid skip	281
MISS_TOT	- Total number of missing responses.....	282
CONSTRUCTED VARIABLES		
XSERVAFF	- Service affiliation	283
XTNEXREG	- TRICARE next generation of contracts region grouping	283
XBMI	- Body mass index	283
XBMICAT	- Body mass index category	284
XENRLLMT	- Enrollment in TRICARE prime	284
XENR_PCM	- Enrollment by PCM type.....	284
XINS_COV	- Insurance coverage	285
XBENCAT	- Beneficiary category	285
XENR_RSV	- Enrollment by PCM type - reservist	286
XINS_RSV	- Insurance coverage - reservist	286
XREGION	- Region	287
XCATCH	- XCATCH - Catchment area (reporting)	287
USA	- CONUS/OCONUS indicator	290
XOCONUS	- Overseas Europe/Pacific/Latin indicator.....	290
OUTCATCH	- Out of catchment area indicator	291
XSEX	- Male or female (recode)	291
XBNFGRP	- Constructed beneficiary group.....	291
KMILOPQY	- Outpatient visits to military facility.....	291
KCIVOPQY	- Outpatient visits to civilian facility	292
KCIVINS	- Beneficiary covered by civilian insurance.....	292
HP_PRNTL	- Pregnant in last year received care in 1st trimester	292
HP_MAMOG	- Women age 40 and over mammography in past 2 years	292
HP_MAM50	- Women age 50 and over mammography in past 2 years	293
HP_PAP	- All women pap smear in last 3 years.....	293
HP_BP	- Blood pressure check in last 2 years know results	293
HP_FLU	- Age 65 and older flu shot in last 12 months	293
HP_SMOKE	- Advised to quit smoking in last 12 months	294
HP_SMKH2	- Smoker under HEDIS definition (modified).....	294
HP_CESH2	- Had smoking cessation counseling - HEDIS (modified)	294
HP_OBESE	- Obese or morbidly obese	294
POSTCELL	- Poststratification cell for new weights.....	295
WEIGHTS		
BWT	- Basic sampling weight	297
FWRWT_V4	- Final weight for CAHPS4.0 questionnaire for Quarters I and II	298
FWRWT_V3	- Final weight for CAHPS3.0 questionnaire for Quarters I and II	298
FWRWT	- Final quarterly weight	298
CFW_V4	- Annual weight for CAHPS 4.0 questionnaire.....	299
CFW	- Combined annual final weight	299

PAGE IS INTENTIONALLY LEFT BLANK TO ALLOW FOR DOUBLE-SIDED COPYING

ANNUAL FREQUENCIES – VERSION 3

H09008A	- Have one person you think of as personal doctor	301
H09009A	- Rating of your personal doctor or nurse	301
H09010A	- Had same personal Dr/nurse before joining health plan	301
H09011A	- Health plan: problem to get a personal doctor or nurse you are happy with	302
H09012A	- In last year: you or a doctor or nurse think you needed to see a specialist.....	302
H09013A	- In last year: how much of a problem to see a specialist you needed to see	302
H09014A	- In last year: did you see a specialist.....	302
H09015A	- Rating of specialist seen most often in last year	303
H09016A	- In last year: called a doctor's office or clinic during regular office hours to get help or advice for yourself	303
H09017A	- In last year: when you called during regular office hours how often got help or advice you needed	303
H09018A	- In last year: have illness/injury/condition that needed care right away	304
H09019A	- In last year: when needed care right away for an illness or injury got care as soon as wanted.....	304
H09020A	- In last year: wait between trying to get care and actually seeing a provider for an illness or injury.....	304
H09021A	- In last year: made any appointment for regular or routine health care	305
H09022A	- In last year: how often made appointments for regular or routine health care as soon as you wanted	305
H09023A	- In last year: days between making an appointment for regular or routine care and actually seeing a provider.....	305
H09024A	- In last year: times went to an emergency room for own care	306
H09025A	- In last year: times went to a doctors office or clinic for yourself (not counting times went to an emergency room).....	306
H09026A	- In last year: did you/Dr believe you needed any care, tests, or treatment.....	306
H09027A	- In last year: problem to get necessary care.....	307
H09028A	- In last year: need approval from health plan for any care, tests, or treatment	307
H09029A	- In last year: problem with delays in healthcare while waiting for approval from health plan.....	307
H09030A	- In last year: how often taken to exam room within 15 minutes of appointment	308
H09031A	- In last year: how often office staff at a doctor's office or clinic treat you with courtesy and respect.....	308
H09032A	- In last year: how often office staff at a doctor's office or clinic as helpful as expected.....	308
H09033A	- In last year: how often doctors or other health providers listen carefully to you	309
H09034A	- In last year: how often doctors or other health providers explain things in way you could understand.....	309
H09035A	- In last year: how often doctors or other health providers show respect for what you had to say.....	309
H09036A	- In last year: how often doctors or other health providers spend enough time with you.....	310
H09037A	- Rating of all healthcare in last year	310
H09039A	- In last year: sent in any claims to your health plan	310
H09040A	- In last year: health plan handled claims in a reasonable time	311
H09041A	- In last year: how often health plan handled claims correctly	311
H09042A	- In last year: look for any information in written materials/Internet on how health plan works	311
H09043A	- In last year: problem to find or understand information in the written materials/Internet.....	312
H09044A	- In last year: called health plan's customer service to get information or help.....	312
H09045A	- In last year: problem to get the help you needed when called health plan's customer service	312
H09046A	- In last year: have to fill out paperwork for your health plan	313
H09047A	- In last year: how much problem with paperwork for your health plan.....	313
H09048A	- Rating of all experience with health plan	313

H09054A	- How long since you quit smoking	314
N2_V3	- Coding scheme note 2_V3	314
N3_V3	- Coding scheme note 3_V3	314
N4_V3	- Coding scheme note 4_V3	315
N5_V3	- Coding scheme note 5_V3	315
N6_V3	- Coding scheme note 6_V3	315
N7_V3	- Coding scheme note 7_V3	316
N8_V3	- Coding scheme note 8_V3	316
N9_V3	- Coding scheme note 9_V3	316
N10_V3	- Coding scheme note 10_V3	317
N11_V3	- Coding scheme note 11_V3	317
N12_V3	- Coding scheme note 12_V3	317
N13_V3	- Coding scheme note 13_V3	318
N14_V3	- Coding scheme note 14_V3	318
N15_V3	- Coding scheme note 15_V3	318
KMILOFFC	- Office wait of 15 min or more at military facility	319
KCIVOFFC	- Office wait of 15 min or more at civilian facility	319
KBGPRB1	- Big problem getting referrals to specialist.....	319
KBGPRB2	- Big problem getting necessary care	319
HP_SMOKH	- Smoker under HEDIS definition.....	320
HP_CESH	- Had smoking cessation counseling – HEDIS	320
CFW_V3	- Annual weight for CAHPS 3.0 questionnaire	320

TABLE OF VARIABLES

Page

QUARTERLY FREQUENCIES

SAMPLE VARIABLES		
MPRID	- Unique MPR identifier.....	321
SVCSMPL	- Branch of service sampling variable.....	321
SEXSMPL	- Sex sampling variable	322
STRATUM	- Sampling stratum.....	322
CACSMPL	- Catchment area	332
ENBGSMPL	- Enrollment by beneficiary category	336
MPCSMPL	- Military personnel category.....	336
NHFF	- Stratum sample size	337
SERVAREA	- Service area	337
DCATCH	- Catchment Area.....	338
MSM	- Multiple service market areas.....	342
D_FAC	- Facility type code.....	343
D_HEALTH	- Health service region.....	343
TNEXREG	- TRICARE next generation of contracts region grouping	344
SERVAFF	- Service affiliation	344
DEERS VARIABLES		
MRTLSTAT	- Marital status	345
RACEETHN	- Race/Ethnic code	345
PNSEXCD	- Person gender	346
DAGEQY	- Age at time of data collection	346
FIELDAGE	- Age at start of fielding period.....	347
PCM	- Primary manager code (civilian or military)	348
ACV	- Alternate care value.....	348
POST STRATIFICATION		
DBENCAT	- Beneficiary category	349
DMEDELG	- Medical privilege code	349
DSPONSVC	- Derived sponsor branch of service	350
MBRRELCD	- Member relationship code	350
MEDTYPE	- Medicare type	351
PATCAT	- Aggregated beneficiary category	351
PNTYPECD	- Person type code.....	352
PNLCATCD	- Personnel category code (duty status)	352
QUESTIONNAIRE RESPONSES		
H09001	- Are you the person listed on envelope	353
H09002A	- Health plan(s) covered: TRICARE Prime	353
H09002C	- Health plan(s) covered: TRICARE Ext/Stnd.....	354
H09002F	- Health plan(s) covered: Medicare.....	354
H09002G	- Health plan(s) covered: FEHBP	355
H09002H	- Health plan(s) covered: Medicaid	355
H09002I	- Health plan(s) covered: Civilian HMO	355
H09002J	- Health plan(s) covered: Other civilian.....	356
H09002K	- Health plan(s) covered: USFHP	356
H09002L	- Health plan(s) covered: Not sure.....	356
H09002M	- Health plan(s) covered: Veterans	357
H09002N	- Health plan(s) covered: TRICARE Plus.....	357
H09002O	- Health plan(s) covered: TRICARE For Life	357
H09002P	- Health plan(s) covered: TRICARE Supplemental Insurance.....	358
H09002Q	- Health plan(s) covered: TRICARE Reserve Select	358
H09002R	- Health plan(s) covered: Other Non-US government health insurance	358
H09003	- Which health plan did you use most in the past 12 months?	359
H09004	- Months or years in a row with health plan	359

H09005	- In last year: facility used most for health care	360
H09006	- In last year: have illness/injury/condition that needed care right away	360
H09007	- In last year: how often got care as soon as you believed you need it	361
H09008	- In last year: wait between trying to get care and actually seeing a provider for an illness or injury	361
H09009	- In last year: made appointments for non-urgent health care	362
H09010	- In last year: how often got appointments for non-urgent health care as soon as you wanted	362
H09011	- In last year: days between making an appointment for regular or routine care and actually seeing a provider	363
H09012	- In last year: times went to an emergency room for own care	364
H09013	- In last year: times went to a doctors office or clinic for yourself (not counting times went to an emergency room)	364
H09014	- In last year: how often talk to doctor or other health care provider about illness prevention	365
H09015	- In last year: doctor or other health care provider talked about more than 1 choice for treatment	365
H09016	- In last year: doctor talked about pros/cons of each treatment/health care choice	366
H09017	- In last year: doctor/health care provider asked which treatment option you thought was best for you when there was more than one choice of treatment	366
H09018	- Rating of all health care in last year	367
H09019	- Have one person you think of as your personal doctor	368
H09020	- In last year: number of times visited personal doctor for care for self	368
H09021	- In last year: how often personal doctor listened carefully to you	369
H09022	- In last year: how often personal doctor explained things in a way that was easy to understand	369
H09023	- In last year: how often your personal doctor showed respect for what you have to say	370
H09024	- In last year: how often your personal doctor spent enough time with you	370
H09025	- In last year: got care from doctor or other health provider other than personal doctor	371
H09026	- In last year: how often personal doctor seemed informed and up-to-date about care received from other doctors	371
H09027	- Rating of your personal doctor	372
H09028	- In last year: tried to make appointment to see a specialist	373
H09029	- In last year: how often it was easy to get appointments with specialists	373
H09030	- In last year: how many specialists seen	374
H09031	- Rating of specialist seen most often in last year	374
H09032	- In last year: tried to get care, tests, or treatment through health plan	375
H09033	- In last year: how often easy to get care, tests, or treatment you thought you needed through health plan	375
H09034	- In last year: how often written material/Internet provide information you needed about how your plan works	376
H09034B	- In last year: looked for information in written material or on the Internet about how health plan works	376
H09035	- In last year: looked for information from health plan on cost of health care service or equipment	377
H09036	- In last year: how often able to find out cost of health care service or equipment from health plan	377
H09037	- In last year: looked for information from health plan on cost of prescription medications	378
H09038	- In last year: how often able to find out cost of prescription medications	378
H09039	- In last year: tried to get information or help from health plan's customer service	379
H09040	- In last year: how often did customer service give needed information or help	379
H09041	- In last year: how often did customer service treat with courtesy and respect	380
H09042	- In last year: health plan gave forms to fill out	380
H09043	- In last year: how often forms from health plan were easy to fill out	381
H09044	- In last year: sent in any claims to your health plan	381

H09045	- In last year: how often health plan handled claims quickly.....	382
H09046	- In last year: how often health plan handled claims correctly	382
H09047	- Rating of all experience with health plan	383
H09048	- Blood pressure: when last reading	383
H09049	- Blood pressure: know if blood pressure is too high or not.....	384
H09050	- When did you last have a flu shot.....	384
H09051	- Smoked at least 100 cigarettes in life	385
H09052	- Smoke everyday, some days, or not at all.....	385
H09053	- Last year: number of visits advised to quit smoking	386
H09054	- Last year: number of visits medication was recommended or discussed to assist with quitting smoking	386
H09055	- Last year: number of visits recommended or discussed methods and strategies to assist quitting smoking	387
H09056	- Are you male or female	387
H09057	- Female: Last have a Pap smear test.....	388
H09058	- Female: Are you under age 40	388
H09059	- Female: Last time breasts checked mammography	389
H09060	- Female: Been pregnant in last year or pregnant now.....	389
H09061	- Female: In what trimester is your pregnancy.....	390
H09062	- Female: Trimester first received prenatal care	390
H09063	- In general how would you rate your overall health	391
H09064	- Limited in any way in any activities because of any impairment or health problem.....	391
H09065	- In last year: seen doctor or other health provider 3 or more times for same condition or problem.....	392
H09066	- Condition lasted for at least 3 months	392
H09067	- Need to take medicine prescribed by a doctor	393
H09068	- Medicine to treat condition that has lasted for at least 3 months.....	393
H09069F	- Feet portion of height without shoes.....	394
H09069I	- Inches portion of height without shoes	394
H09070	- Weight without shoes in pounds.....	395
H09071	- Are you Spanish, Hispanic, or Latino	404
H09071A	- No, not Spanish, Hispanic, or Latino	404
H09071B	- Yes, Mexican, Mexican American, Chicano	405
H09071C	- Yes, Puerto Rican.....	405
H09071D	- Yes, Cuban.....	405
H09071E	- Yes, other Spanish, Hispanic, or Latino	406
H09072	- Currently covered Medicare part A.....	406
H09073	- Currently covered Medicare part B.....	406
H09074	- Currently covered Medicare supplemental.....	407
SREDA	- Highest grade completed.....	407
SRRACEA	- Race: White	408
SRRACEB	- Race: Black or African American.....	408
SRRACEC	- Race: American Indian or Alaska native.....	409
SRRACED	- Race: Asian	409
SRRACEE	- Race: Native Hawaiian/other Pacific Islanders.....	409
SRAGE	- What is your age now?	410
S09B01	- Self rating of overall mental/emotional health.....	410
S09B02	- Last year: needed treatment/counseling for personal/family problem	411
S09B03	- Last year: problem getting needed treatment/counseling.....	411
S09B04	- Last year: rate of treatment/counseling received.....	412
S09B22	- You or spouse deployed to a combat zone within the past two years.....	413
S09B22A	- Spouse and/or I deployed to a combat zone in the past year	413
S09B22B	- Spouse and/or I deployed to a combat zone within the past two years.....	414
S09B22C	- Neither I nor my spouse deployed to a combat zone within the past two years.....	414
S09B23	- Past month: had nightmares or unwanted thoughts about an experience that was frightening, horrible, or upsetting.....	415

S09B24	- Past month: tried hard not to think about or went out of the way to avoid situations that remind you of experience that was frightening, horrible, or upsetting	415
S09B25	- Past month: constantly on guard, watchful, or easily startled after experience that was frightening, horrible, or upsetting	416
S09B26	- Past month: felt numb or detached from others, activities, or surroundings after experience that was frightening, horrible, or upsetting	416
S09D01	- Used/tried any smokeless tobacco products such as chewing tobacco or snuff	417
S09D02	- Currently use chewing tobacco or snuff every day, some days, or not at all	417
S09D03	- Currently use any tobacco products other than cigarettes, like cigars/pipes/kreteks/other	418
S09D04	- Past year: number of visits dr/other health provider advised to quit use of tobacco products other than cigarettes	418
S09D05	- In a typical week: amount of dip/chewing tobacco/snuff/snus used	419
S09N11	- Preference between military and civilian facilities for all of your health care	419
S09Q01	- Had blood stool test using a home kit	420
S09Q02	- Time since last blood stool test using a home kit	420
S09Q03	- Had sigmoidoscopy or colonoscopy exam	421
S09Q04	- Time since last sigmoidoscopy	421
S09Q05	- Time since last colonoscopy	422
S09W01	- Last emergency room visit due to an accident, injury or some health problem	422
S09W02	- Able to contact doctor or other health professional about health problem before going to the emergency room	423
S09W03	- Doctor or health professional told you to go to the emergency room	423
S09W04	- Tried to see or call a doctor or other health professional about this problem before going to the emergency room or calling for emergency medical assistance	424
S09W05	- At the time you went to the emergency room, there were places to go to for treatment other than the emergency room	424
S09W06	- Why decide to go to emergency room rather than alternative	425
S09W07	- As a result of this emergency room visit, admitted to the hospital for an overnight stay	425
S09009	- Had the same personal doctor or nurse before joining this health plan	426
S09010	- Since joined health plan, how much of a problem, if any, was it to get a personal doctor or nurse you are happy with?	426
S09011	- Able to see my provider when needed	427
S09012	- Last visit to provider's office: number days wait between making the appointment and actually seeing a provider	427
S09013	- Satisfaction with the length of time waited for appointment	428
S09014	- Satisfaction with health care received during last visit	428
S09K01	- Sometimes your health care provider cares more about what is convenient for him/her than about your medical needs	429
S09K02	- Health care provider is always thoughtful and thorough	429
S09K03	- Completely trust health care provider's decisions about which medical treatments are best for you	430
S09K04	- Health care provider is completely honest in telling you about all of the different treatment options available for your condition	430
S09K05	- All in all, have complete trust in health care provider	431
S09K12	- Health plan cares more about saving money than about getting you the treatment you need	431
S09K13	- Feel the need to double-check everything your health plan does	432
S09K14	- Believe health plan will pay for everything it is supposed to, even really expensive treatments	432
S09K15	- Think health plan will give you a straight answer to questions	433
S09K16	- All in all, have complete trust in health plan	433
S09J01	- Can obtain civilian health insurance for self through some civilian group	434
S09J02A	- Obtain civilian coverage: my current employer	434
S09J02B	- Obtain civilian coverage: COBRA from previous employer	435
S09J02C	- Obtain civilian coverage: retirement coverage from previous employer	435
S09J02D	- Obtain civilian coverage: family member's current employer	436

S09J02E	- Obtain civilian coverage: COBRA from family member's previous employer.....	436
S09J02F	- Obtain civilian coverage: retirement coverage from family member's previous employer.....	437
S09J02G	- Obtain civilian coverage: another organization.....	437
S09J02H	- Obtain civilian coverage: government program	438
S09J02I	- Obtain civilian coverage: don't know	438
S09J03	- Are you or you and others in household covered by a civilian policy	439
S09J04	- I or family member pay all or part of insurance premium for civilian coverage.....	439
S09J05	- How much (in dollars) per month do you or family member pay for this coverage....	440
S09J06	- Used civilian coverage for any of your health care in the past 12 months	446
S09J07A	- Not used civilian coverage: not available	447
S09J07B	- Not used civilian coverage: had better choice of doctors with TRICARE	447
S09J07C	- Not used civilian coverage: don't want to pay premium for civilian coverage.....	448
S09J07D	- Not used civilian coverage: better customer service with TRICARE	448
S09J07E	- Not used civilian coverage: civilian benefits are poor compared to TRICARE	449
S09J07F	- Not used civilian coverage: personal doctor is only available through TRICARE	449
S09J07G	- Not used civilian coverage: want to be sure I can always use military health care ...	450
S09J07H	- Not used civilian coverage: pay less for TRICARE than I would for civilian care	450
S09J07I	- Not used civilian coverage: prefer to use military doctors	451
S09J07J	- Not used civilian coverage: prefer military hospitals.....	451
S09J07K	- Not used civilian coverage: have not needed health care	452
S09J07L	- Not used civilian coverage: another reason	452
S09J07M	- Not used civilian coverage: receive employer bonus for not taking employee coverage.....	453
S09J07N	- Not used civilian coverage: family member receives employer bonus for not taking employee coverage	453
S09J08	- Used TRICARE for any health care (except for prescription drugs) in the past 12 months.....	454
S09J09A	- Not used TRICARE: greater choice of doctors with my civilian plan	454
S09J09B	- Not used TRICARE: don't want to pay the premium for TRICARE	455
S09J09C	- Not used TRICARE: better customer service with civilian plans	455
S09J09D	- Not used TRICARE: personal doctor is not available to me through TRICARE	456
S09J09E	- Not used TRICARE: TRICARE benefits are poor compared to my civilian plan	456
S09J09F	- Not used TRICARE: easier to get care through civilian plan.....	457
S09J09G	- Not used TRICARE: pay less for civilian care than I would for TRICARE	457
S09J09H	- Not used TRICARE: no military facilities near me	458
S09J09I	- Not used TRICARE: prefer civilian doctors	458
S09J09J	- Not used TRICARE: prefer civilian hospitals	459
S09J09K	- Not used TRICARE: have not needed health care	459
S09J09L	- Not used TRICARE: another reason	460
S09J10	- Dropped civilian coverage in past 12 months.....	460
S09J11	- Current employment status	461
S09J12	- Family's income before taxes in 2006	461
S09Z01	- Spouse deployed to a combat zone	462
S09Z02	- Rating of level of stress in personal life	462
S09Z03	- Extent of concern: childcare arrangement.....	463
S09Z04	- Extent of concern: child's education	463
S09Z06	- Extent of concern: communicating with spouse	464
S09Z07	- Extent of concern: managing household expenses.....	464
S09Z10	- Extent of concern: marital problems	465
S09Z11	- Extent of concern: personal health problems	465
S09Z12	- Extent of concern: family member health problem	466
S09Z13	- Extent of concern: job/education demands	466
S09Z14	- Extent of concern: major financial hardship/bankruptcy	467
S09Z15	- Sought resources available for deployed personnel family	467
S09Z16	- How helpful was information in coping with spouse deployment.....	468
S09Z17	- Problem finding information.....	468

NRC SURVEY FIELDING VARIABLES		
ONTIME	- Responded within 8 weeks of mail-out	469
FLAG_FIN	- Final disposition	469
DUPFLAG	- Multiple response indicator	470
FNSTATUS	- Final status	470
KEYCOUNT	- Number of key questions answered	471
QUARTER	- Survey quarter	472
WEB	- Web survey indicator	472
VERSION	- Indicator of a version 3 or 4 of the questionnaire	473
CODING SCHEME FLAGS AND COUNTS		
N1	- Coding scheme note 1	473
N1A1	- Coding Scheme note 1A1	474
N1A2	- Coding Scheme note 1A2	474
N1A3	- Coding Scheme note 1A3	475
N1A4	- Coding Scheme note 1A4	475
N1A5	- Coding Scheme note 1A5	476
N2	- Coding scheme note 2	476
N3	- Coding scheme note 3	477
N3A1	- Coding scheme note 3A1	477
N3A2	- Coding scheme note 3A2	478
N3A3	- Coding scheme note 3A3	478
N3A4	- Coding scheme note 3A4	479
N4	- Coding scheme note 4	479
N5	- Coding scheme note 5	480
N6	- Coding scheme note 6	480
N7	- Coding scheme note 7	481
N8	- Coding scheme note 8	481
N8A1	- Coding scheme note 8A1	482
N9	- Coding scheme note 9	482
N10	- Coding scheme note 10	483
N10A1	- Coding scheme note 10A1	483
N11	- Coding scheme note 11	484
N11B	- Coding scheme note 11B	484
N12	- Coding scheme note 12	485
N13	- Coding scheme note 13	485
N14	- Coding scheme note 14	486
N15	- Coding scheme note 15	486
N16	- Coding scheme note 16	487
N16A1	- Coding scheme note 16A1	487
N16A2	- Coding scheme note 16A2	488
N17	- Coding scheme note 17	488
N18	- Coding scheme note 18	489
N18A1	- Coding scheme note 18A1	489
N19A	- Coding scheme note 19A	490
N19B	- Coding scheme note 19B	491
N20	- Coding scheme note 20	491
N21	- Coding scheme note 21	492
N22	- Coding scheme note 22	492
N23	- Coding scheme note 23	493
N23A1	- Coding scheme note 23A1	493
N24	- Coding scheme note 24	494
N24A1	- Coding scheme note 24A1	494
N24B1	- Coding scheme note 24B1	495
N24B2	- Coding scheme note 24B2	495
MISS_1	- Count of: violates skip pattern	496
MISS_4	- Count of: incomplete grid error	496
MISS_5	- Count of: scalable response of don't know	496

MISS_6	- Count of: not applicable - valid skip	497
MISS_7	- Count of: out-of-range error	498
MISS_8	- Count of: multiple response error	499
MISS_9	- Count of: no response - invalid skip	499
MISS_TOT	- Total number of missing responses.....	501
CONSTRUCTED VARIABLES		
XSERVAFF	- Service affiliation	503
XTNEXREG	- TRICARE next generation of contracts region grouping	503
XBMI	- Body mass index	504
XBMICAT	- Body mass index category	504
XENRLLMT	- Enrollment in TRICARE prime	505
XENR_PCM	- Enrollment by PCM type.....	505
XINS_COV	- Insurance coverage	506
XBENCAT	- Beneficiary category	506
XENR_RSV	- Enrollment by PCM type - reservist	507
XINS_RSV	- Insurance coverage - reservist	508
XREGION	- Region	508
XCATCH	- XCATCH - Catchment area (reporting)	509
USA	- CONUS/OCONUS indicator	513
XOCONUS	- Overseas Europe/Pacific/Latin indicator.....	514
OUTCATCH	- Out of catchment area indicator	514
XSEX	- Male or female (recode)	515
XBNFGRP	- Constructed beneficiary group.....	515
KMILOPQY	- Outpatient visits to military facility.....	516
KCIVOPQY	- Outpatient visits to civilian facility	516
KCIVINS	- Beneficiary covered by civilian insurance.....	517
HP_PRNTL	- Pregnant in last year received care in 1st trimester	517
HP_MAMOG	- Women age 40 and over mammography in past 2 years	518
HP_MAM50	- Women age 50 and over mammography in past 2 years	518
HP_PAP	- All women pap smear in last 3 years.....	519
HP_BP	- Blood pressure check in last 2 years know results	519
HP_FLU	- Age 65 and older flu shot in last 12 months	520
HP_SMOKE	- Advised to quit smoking in last 12 months	520
HP_SMKH2	- Smoker under HEDIS definition (modified).....	521
HP_CESH2	- Had smoking cessation counseling - HEDIS (modified)	521
HP_OBESE	- Obese or morbidly obese	522
POSTCELL	- Poststratification cell for new weights.....	522
WEIGHTS		
BWT	- Basic sampling weight	526
FWRWT_V3	- Final weight for CAHPS3.0 questionnaire for Quarters I and II	527
FWRWT_V4	- Final weight for CAHPS4.0 questionnaire for Quarters I and II	527
FWRWT	- Final quarterly weight	528
FWRWT1	- Replicated/Jackknife quarterly weight 1	529
FWRWT2	- Replicated/Jackknife quarterly weight 2	529
FWRWT3	- Replicated/Jackknife quarterly weight 3	530
FWRWT4	- Replicated/Jackknife quarterly weight 4	530
FWRWT5	- Replicated/Jackknife quarterly weight 5	531
FWRWT6	- Replicated/Jackknife quarterly weight 6	531
FWRWT7	- Replicated/Jackknife quarterly weight 7	532
FWRWT8	- Replicated/Jackknife quarterly weight 8	532
FWRWT9	- Replicated/Jackknife quarterly weight 9	533
FWRWT10	- Replicated/Jackknife quarterly weight 10	533
FWRWT11	- Replicated/Jackknife quarterly weight 11	534
FWRWT12	- Replicated/Jackknife quarterly weight 12	534
FWRWT13	- Replicated/Jackknife quarterly weight 13	535
FWRWT14	- Replicated/Jackknife quarterly weight 14	535
FWRWT15	- Replicated/Jackknife quarterly weight 15	536

FWRWT16	- Replicated/Jackknife quarterly weight 16	536
FWRWT17	- Replicated/Jackknife quarterly weight 17	537
FWRWT18	- Replicated/Jackknife quarterly weight 18	537
FWRWT19	- Replicated/Jackknife quarterly weight 19	538
FWRWT20	- Replicated/Jackknife quarterly weight 20	538
FWRWT21	- Replicated/Jackknife quarterly weight 21	539
FWRWT22	- Replicated/Jackknife quarterly weight 22	539
FWRWT23	- Replicated/Jackknife quarterly weight 23	540
FWRWT24	- Replicated/Jackknife quarterly weight 24	540
FWRWT25	- Replicated/Jackknife quarterly weight 25	541
FWRWT26	- Replicated/Jackknife quarterly weight 26	541
FWRWT27	- Replicated/Jackknife quarterly weight 27	542
FWRWT28	- Replicated/Jackknife quarterly weight 28	542
FWRWT29	- Replicated/Jackknife quarterly weight 29	543
FWRWT30	- Replicated/Jackknife quarterly weight 30	543
FWRWT31	- Replicated/Jackknife quarterly weight 31	544
FWRWT32	- Replicated/Jackknife quarterly weight 32	544
FWRWT33	- Replicated/Jackknife quarterly weight 33	545
FWRWT34	- Replicated/Jackknife quarterly weight 34	545
FWRWT35	- Replicated/Jackknife quarterly weight 35	546
FWRWT36	- Replicated/Jackknife quarterly weight 36	546
FWRWT37	- Replicated/Jackknife quarterly weight 37	547
FWRWT38	- Replicated/Jackknife quarterly weight 38	547
FWRWT39	- Replicated/Jackknife quarterly weight 39	548
FWRWT40	- Replicated/Jackknife quarterly weight 40	548
FWRWT41	- Replicated/Jackknife quarterly weight 41	549
FWRWT42	- Replicated/Jackknife quarterly weight 42	549
FWRWT43	- Replicated/Jackknife quarterly weight 43	550
FWRWT44	- Replicated/Jackknife quarterly weight 44	550
FWRWT45	- Replicated/Jackknife quarterly weight 45	551
FWRWT46	- Replicated/Jackknife quarterly weight 46	551
FWRWT47	- Replicated/Jackknife quarterly weight 47	552
FWRWT48	- Replicated/Jackknife quarterly weight 48	552
FWRWT49	- Replicated/Jackknife quarterly weight 49	553
FWRWT50	- Replicated/Jackknife quarterly weight 50	553
FWRWT51	- Replicated/Jackknife quarterly weight 51	554
FWRWT52	- Replicated/Jackknife quarterly weight 52	554
FWRWT53	- Replicated/Jackknife quarterly weight 53	555
FWRWT54	- Replicated/Jackknife quarterly weight 54	555
FWRWT55	- Replicated/Jackknife quarterly weight 55	556
FWRWT56	- Replicated/Jackknife quarterly weight 56	556
FWRWT57	- Replicated/Jackknife quarterly weight 57	557
FWRWT58	- Replicated/Jackknife quarterly weight 58	557
FWRWT59	- Replicated/Jackknife quarterly weight 59	558
FWRWT60	- Replicated/Jackknife quarterly weight 60	558

QUARTERLY FREQUENCIES – VERSION 3

H09008A	- Have one person you think of as personal doctor	559
H09009A	- Rating of your personal doctor or nurse	559
H09010A	- Had same personal Dr/nurse before joining health plan	560
H09011A	- Health plan: problem to get a personal doctor or nurse you are happy with	560
H09012A	- In last year: you or a doctor or nurse think you needed to see a specialist.....	561
H09013A	- In last year: how much of a problem to see a specialist you needed to see	561
H09014A	- In last year: did you see a specialist.....	562
H09015A	- Rating of specialist seen most often in last year	562
H09016A	- In last year: called a doctor's office or clinic during regular office hours to get help or advice for yourself	563
H09017A	- In last year: when you called during regular office hours how often got help or advice you needed	563
H09018A	- In last year: have illness/injury/condition that needed care right away	564
H09019A	- In last year: when needed care right away for an illness or injury got care as soon as wanted.....	564
H09020A	- In last year: wait between trying to get care and actually seeing a provider for an illness or injury.....	565
H09021A	- In last year: made any appointment for regular or routine health care	566
H09022A	- In last year: how often made appointments for regular or routine health care as soon as you wanted	566
H09023A	- In last year: days between making an appointment for regular or routine care and actually seeing a provider.....	567
H09024A	- In last year: times went to an emergency room for own care	567
H09025A	- In last year: times went to a doctors office or clinic for yourself (not counting times went to an emergency room).....	568
H09026A	- In last year: did you/Dr believe you needed any care, tests, or treatment.....	568
H09027A	- In last year: problem to get necessary care.....	569
H09028A	- In last year: need approval from health plan for any care, tests, or treatment	569
H09029A	- In last year: problem with delays in healthcare while waiting for approval from health plan.....	570
H09030A	- In last year: how often taken to exam room within 15 minutes of appointment	570
H09031A	- In last year: how often office staff at a doctor's office or clinic treat you with courtesy and respect.....	571
H09032A	- In last year: how often office staff at a doctor's office or clinic as helpful as expected.....	572
H09033A	- In last year: how often doctors or other health providers listen carefully to you	572
H09034A	- In last year: how often doctors or other health providers explain things in way you could understand.....	573
H09035A	- In last year: how often doctors or other health providers show respect for what you had to say	573
H09036A	- In last year: how often doctors or other health providers spend enough time with you.....	574
H09037A	- Rating of all healthcare in last year	574
H09039A	- In last year: sent in any claims to your health plan	575
H09040A	- In last year: health plan handled claims in a reasonable time	576
H09041A	- In last year: how often health plan handled claims correctly	576
H09042A	- In last year: look for any information in written materials/Internet on how health plan works	577
H09043A	- In last year: problem to find or understand information in the written materials/Internet.....	577
H09044A	- In last year: called health plan's customer service to get information or help.....	578
H09045A	- In last year: problem to get the help you needed when called health plan's customer service	578
H09046A	- In last year: have to fill out paperwork for your health plan	579
H09047A	- In last year: how much problem with paperwork for your health plan.....	579
H09048A	- Rating of all experience with health plan	580

H09054A	- How long since you quit smoking	581
QUARTER	- Survey quarter	581
N2_V3	- Coding scheme note 2_V3	582
N3_V3	- Coding scheme note 3_V3	583
N4_V3	- Coding scheme note 4_V3	583
N5_V3	- Coding scheme note 5_V3	584
N6_V3	- Coding scheme note 6_V3	584
N7_V3	- Coding scheme note 7_V3	585
N8_V3	- Coding scheme note 8_V3	585
N9_V3	- Coding scheme note 9_V3	586
N10_V3	- Coding scheme note 10_V3	586
N11_V3	- Coding scheme note 11_V3	587
N12_V3	- Coding scheme note 12_V3	587
N13_V3	- Coding scheme note 13_V3	588
N14_V3	- Coding scheme note 14_V3	588
N15_V3	- Coding scheme note 15_V3	589
KMILOFFC	- Office wait of 15 min or more at military facility	589
KCIVOFFC	- Office wait of 15 min or more at civilian facility	590
KBGPRB1	- Big problem getting referrals to specialist.....	590
KBGPRB2	- Big problem getting necessary care	591
HP_SMOKH	- Smoker under HEDIS definition.....	591
HP_CESH	- Had smoking cessation counseling – HEDIS	592
FWRWT_V3	- Final weight for CAHPS3.0 questionnaire	592

ALPHABETICAL TABLE OF VARIABLES

		Page
ANNUAL FREQUENCIES		
ACV	- Alternate care value.....	191
BWT	- Basic sampling weight	297
CACSMPL	- Catchment area	180
CFW	- Combined annual final weight	299
CFW_V4	- Annual weight for CAHPS 4.0 questionnaire.....	299
D_FAC	- Facility type code.....	187
D_HEALTH	- Health service region.....	187
DAGEQY	- Age at time of data collection	189
DBENCAT	- Beneficiary category	191
DCATCH	- Catchment Area.....	184
DMEDELG	- Medical privilege code	192
DSPONSVC	- Derived sponsor branch of service	192
DUPFLAG	- Multiple response indicator.....	264
ENBGSMPL	- Enrollment by beneficiary category	182
FIELDAGE	- Age at start of fielding period	190
FLAG_FIN	- Final disposition.....	264
FNSTATUS	- Final status	264
FWRWT	- Final quarterly weight	298
FWRWT_V3	- Final weight for CAHPS3.0 questionnaire for Quarters I and II	298
FWRWT_V4	- Final weight for CAHPS4.0 questionnaire for Quarters I and II	298
H09001	- Are you the person listed on envelope	194
H09002A	- Health plan(s) covered: TRICARE Prime	194
H09002C	- Health plan(s) covered: TRICARE Ext/Stnd.....	194
H09002F	- Health plan(s) covered: Medicare.....	195
H09002G	- Health plan(s) covered: FEHBP	195
H09002H	- Health plan(s) covered: Medicaid	195
H09002I	- Health plan(s) covered: Civilian HMO	195
H09002J	- Health plan(s) covered: Other civilian.....	195
H09002K	- Health plan(s) covered: USFHP	196
H09002L	- Health plan(s) covered: Not sure.....	196
H09002M	- Health plan(s) covered: Veterans	196
H09002N	- Health plan(s) covered: TRICARE Plus.....	196
H09002O	- Health plan(s) covered: TRICARE For Life	196
H09002P	- Health plan(s) covered: TRICARE Supplemental Insurance.....	197
H09002Q	- Health plan(s) covered: TRICARE Reserve Select.....	197
H09002R	- Health plan(s) covered: Other Non-US government health insurance	197
H09003	- Which health plan did you use most in the past 12 months?	198
H09004	- Months or years in a row with health plan	198
H09005	- In last year: facility used most for health care	199
H09006	- In last year: have illness/injury/condition that needed care right away	199
H09007	- In last year: how often got care as soon as you believed you need it	199
H09008	- In last year: wait between trying to get care and actually seeing a provider for an illness or injury.....	200
H09009	- In last year: made appointments for non-urgent health care	200
H09010	- In last year: how often got appointments for non-urgent health care as soon as you wanted.....	200
H09011	- In last year: days between making an appointment for regular or routine care and actually seeing a provider.....	201
H09012	- In last year: times went to an emergency room for own care	201
H09013	- In last year: times went to a doctors office or clinic for yourself (not counting times went to an emergency room).....	201
H09014	- In last year: how often talk to doctor or other health care provider about illness prevention.....	202

H09015	- In last year: doctor or other health care provider talked about more than 1 choice for treatment	202
H09016	- In last year: doctor talked about pros/cons of each treatment/health care choice.....	202
H09017	- In last year: doctor/health care provider asked which treatment option you thought was best for you when there was more than one choice of treatment	203
H09018	- Rating of all health care in last year	203
H09019	- Have one person you think of as your personal doctor	203
H09020	- In last year: number of times visited personal doctor for care for self	204
H09021	- In last year: how often personal doctor listened carefully to you	204
H09022	- In last year: how often personal doctor explained things in a way that was easy to understand	204
H09023	- In last year: how often your personal doctor showed respect for what you have to say.....	205
H09024	- In last year: how often your personal doctor spent enough time with you	205
H09025	- In last year: got care from doctor or other health provider other than personal doctor	205
H09026	- In last year: how often personal doctor seemed informed and up-to-date about care received from other doctors.....	206
H09027	- Rating of your personal doctor	206
H09028	- In last year: tried to make appointment to see a specialist.....	206
H09029	- In last year: how often it was easy to get appointments with specialists	207
H09030	- In last year: how many specialists seen	207
H09031	- Rating of specialist seen most often in last year	207
H09032	- In last year: tried to get care, tests, or treatment through health plan	208
H09033	- In last year: how often easy to get care, tests, or treatment you thought you needed through health plan.....	208
H09034	- In last year: how often written material/Internet provide information you needed about how your plan works.....	209
H09034B	- In last year: looked for information in written material or on the Internet about how health plan works	208
H09035	- In last year: looked for information from health plan on cost of health care service or equipment	209
H09036	- In last year: how often able to find out cost of health care service or equipment from health plan.....	209
H09037	- In last year: looked for information from health plan on cost of prescription medications	210
H09038	- In last year: how often able to find out cost of prescription medications	210
H09039	- In last year: tried to get information or help from health plan's customer service	210
H09040	- In last year: how often did customer service give needed information or help	210
H09041	- In last year: how often did customer service treat with courtesy and respect	211
H09042	- In last year: health plan gave forms to fill out	211
H09043	- In last year: how often forms from health plan were easy to fill out.....	211
H09044	- In last year: sent in any claims to your health plan.....	211
H09045	- In last year: how often health plan handled claims quickly.....	212
H09046	- In last year: how often health plan handled claims correctly	212
H09047	- Rating of all experience with health plan	212
H09048	- Blood pressure: when last reading	213
H09049	- Blood pressure: know if blood pressure is too high or not.....	213
H09050	- When did you last have a flu shot.....	213
H09051	- Smoked at least 100 cigarettes in life.....	213
H09052	- Smoke everyday, some days, or not at all.....	214
H09053	- Last year: number of visits advised to quit smoking	214
H09054	- Last year: number of visits medication was recommended or discussed to assist with quitting smoking.....	214
H09055	- Last year: number of visits recommended or discussed methods and strategies to assist quitting smoking	215
H09056	- Are you male or female	215
H09057	- Female: Last have a Pap smear test.....	215

H09058	- Female: Are you under age 40	216
H09059	- Female: Last time breasts checked mammography	216
H09060	- Female: Been pregnant in last year or pregnant now	216
H09061	- Female: In what trimester is your pregnancy	217
H09062	- Female: Trimester first received prenatal care	217
H09063	- In general how would you rate your overall health	217
H09064	- Limited in any way in any activities because of any impairment or health problem ..	218
H09065	- In last year: seen doctor or other health provider 3 or more times for same condition or problem	218
H09066	- Condition lasted for at least 3 months	218
H09067	- Need to take medicine prescribed by a doctor	218
H09068	- Medicine to treat condition that has lasted for at least 3 months	219
H09069F	- Feet portion of height without shoes	219
H09069I	- Inches portion of height without shoes	219
H09070	- Weight without shoes in pounds	220
H09071	- Are you Spanish, Hispanic, or Latino	225
H09071A	- No, not Spanish, Hispanic, or Latino	225
H09071B	- Yes, Mexican, Mexican American, Chicano	226
H09071C	- Yes, Puerto Rican	226
H09071D	- Yes, Cuban	226
H09071E	- Yes, other Spanish, Hispanic, or Latino	226
H09072	- Currently covered Medicare part A	227
H09073	- Currently covered Medicare part B	227
H09074	- Currently covered Medicare supplemental	227
HP_BP	- Blood pressure check in last 2 years know results	293
HP_CESH2	- Had smoking cessation counseling - HEDIS (modified)	294
HP_FLU	- Age 65 and older flu shot in last 12 months	293
HP_MAM50	- Women age 50 and over mammography in past 2 years	293
HP_MAMOG	- Women age 40 and over mammography in past 2 years	292
HP_OBESE	- Obese or morbidly obese	294
HP_PAP	- All women pap smear in last 3 years	293
HP_PRNTL	- Pregnant in last year received care in 1st trimester	292
HP_SMKH2	- Smoker under HEDIS definition (modified)	294
HP_SMOKE	- Advised to quit smoking in last 12 months	294
KCIVINS	- Beneficiary covered by civilian insurance	292
KCIVOPQY	- Outpatient visits to civilian facility	292
KEYCOUNT	- Number of key questions answered	265
KMILOPQY	- Outpatient visits to military facility	291
MBRRELCD	- Member relationship code	192
MEDTYPE	- Medicare type	193
MISS_1	- Count of: violates skip pattern	279
MISS_4	- Count of: incomplete grid error	279
MISS_5	- Count of: scalable response of don't know	280
MISS_6	- Count of: not applicable - valid skip	280
MISS_7	- Count of: out-of-range error	281
MISS_8	- Count of: multiple response error	281
MISS_9	- Count of: no response - invalid skip	281
MISS_TOT	- Total number of missing responses	282
MPCSMPL	- Military personnel category	183
MPRID	- Unique MPR identifier	173
MRTLSTAT	- Marital status	188
MSM	- Multiple service market areas	187
N1	- Coding scheme note 1	266
N10	- Coding scheme note 10	272
N10A1	- Coding scheme note 10A1	272
N11	- Coding scheme note 11	272
N11B	- Coding scheme note 11B	272
N12	- Coding scheme note 12	273

N13	- Coding scheme note 13.....	273
N14	- Coding scheme note 14.....	273
N15	- Coding scheme note 15.....	274
N16	- Coding scheme note 16.....	274
N16A1	- Coding scheme note 16A1	274
N16A2	- Coding scheme note 16A2	275
N17	- Coding scheme note 17.....	275
N18	- Coding scheme note 18.....	275
N18A1	- Coding scheme note 18A1	276
N19A	- Coding scheme note 19A	276
N19B	- Coding scheme note 19B	276
N1A1	- Coding Scheme note 1A1.....	266
N1A2	- Coding Scheme note 1A2.....	266
N1A3	- Coding Scheme note 1A3.....	267
N1A4	- Coding Scheme note 1A4.....	267
N1A5	- Coding Scheme note 1A5.....	267
N2	- Coding scheme note 2.....	268
N20	- Coding scheme note 20.....	277
N21	- Coding scheme note 21.....	277
N22	- Coding scheme note 22.....	277
N23	- Coding scheme note 23.....	278
N23A1	- Coding scheme note 23A1	278
N24	- Coding scheme note 24.....	278
N24A1	- Coding scheme note 24A1	278
N24B1	- Coding scheme note 24B1	279
N24B2	- Coding scheme note 24B2	279
N3	- Coding scheme note 3.....	268
N3A1	- Coding scheme note 3A1	268
N3A2	- Coding scheme note 3A2	269
N3A3	- Coding scheme note 3A3	269
N3A4	- Coding scheme note 3A4	269
N4	- Coding scheme note 4.....	269
N5	- Coding scheme note 5.....	270
N6	- Coding scheme note 6.....	270
N7	- Coding scheme note 7.....	270
N8	- Coding scheme note 8.....	271
N8A1	- Coding scheme note 8A1	271
N9	- Coding scheme note 9.....	271
NHFF	- Stratum sample size	183
ONTIME	- Responded within 8 weeks of mail-out	264
OUTCATCH	- Out of catchment area indicator	291
PATCAT	- Aggregated beneficiary category	193
PCM	- Primary manager code (civilian or military)	190
PNLCATCD	- Personnel category code (duty status)	194
PNSEXCD	- Person gender	189
PNTYPECD	- Person type code.....	193
POSTCELL	- Poststratification cell for new weights.....	295
QUARTER	- Survey quarter	265
RACEETHN	- Race/Ethnic code	189
S09009	- Had the same personal doctor or nurse before joining this health plan	239
S09010	- Since joined health plan, how much of a problem, if any, was it to get a personal doctor or nurse you are happy with?	239
S09011	- Able to see my provider when needed	239
S09012	- Last visit to provider's office: number days wait between making the appointment and actually seeing a provider.....	240
S09013	- Satisfaction with the length of time waited for appointment.....	240
S09014	- Satisfaction with health care received during last visit	240
S09B01	- Self rating of overall mental/emotional health.....	229

S09B02	- Last year: needed treatment/counseling for personal/family problem	230
S09B03	- Last year: problem getting needed treatment/counseling	230
S09B04	- Last year: rate of treatment/counseling received	230
S09B22	- You or spouse deployed to a combat zone within the past two years	231
S09B22A	- Spouse and/or I deployed to a combat zone in the past year	231
S09B22B	- Spouse and/or I deployed to a combat zone within the past two years	231
S09B22C	- Neither I nor my spouse deployed to a combat zone within the past two years	231
S09B23	- Past month: had nightmares or unwanted thoughts about an experience that was frightening, horrible, or upsetting	232
S09B24	- Past month: tried hard not to think about or went out of the way to avoid situations that remind you of experience that was frightening, horrible, or upsetting	232
S09B25	- Past month: constantly on guard, watchful, or easily startled after experience that was frightening, horrible, or upsetting	232
S09B26	- Past month: felt numb or detached from others, activities, or surroundings after experience that was frightening, horrible, or upsetting	232
S09D01	- Used/tried any smokeless tobacco products such as chewing tobacco or snuff	233
S09D02	- Currently use chewing tobacco or snuff every day, some days, or not at all	233
S09D03	- Currently use any tobacco products other than cigarettes, like cigars/pipes/kreteks/other	233
S09D04	- Past year: number of visits dr/other health provider advised to quit use of tobacco products other than cigarettes	234
S09D05	- In a typical week: amount of dip/chewing tobacco/snuff/snus used	234
S09J01	- Can obtain civilian health insurance for self through some civilian group	244
S09J02A	- Obtain civilian coverage: my current employer	244
S09J02B	- Obtain civilian coverage: COBRA from previous employer	244
S09J02C	- Obtain civilian coverage: retirement coverage from previous employer	245
S09J02D	- Obtain civilian coverage: family member's current employer	245
S09J02E	- Obtain civilian coverage: COBRA from family member's previous employer	245
S09J02F	- Obtain civilian coverage: retirement coverage from family member's previous employer	245
S09J02G	- Obtain civilian coverage: another organization	246
S09J02H	- Obtain civilian coverage: government program	246
S09J02I	- Obtain civilian coverage: don't know	246
S09J03	- Are you or you and others in household covered by a civilian policy	246
S09J04	- I or family member pay all or part of insurance premium for civilian coverage	247
S09J05	- How much (in dollars) per month do you or family member pay for this coverage	247
S09J06	- Used civilian coverage for any of your health care in the past 12 months	251
S09J07A	- Not used civilian coverage: not available	251
S09J07B	- Not used civilian coverage: had better choice of doctors with TRICARE	252
S09J07C	- Not used civilian coverage: don't want to pay premium for civilian coverage	252
S09J07D	- Not used civilian coverage: better customer service with TRICARE	252
S09J07E	- Not used civilian coverage: civilian benefits are poor compared to TRICARE	252
S09J07F	- Not used civilian coverage: personal doctor is only available through TRICARE	253
S09J07G	- Not used civilian coverage: want to be sure I can always use military health care ...	253
S09J07H	- Not used civilian coverage: pay less for TRICARE than I would for civilian care	253
S09J07I	- Not used civilian coverage: prefer to use military doctors	253
S09J07J	- Not used civilian coverage: prefer military hospitals	254
S09J07K	- Not used civilian coverage: have not needed health care	254
S09J07L	- Not used civilian coverage: another reason	254
S09J07M	- Not used civilian coverage: receive employer bonus for not taking employee coverage	254
S09J07N	- Not used civilian coverage: family member receives employer bonus for not taking employee coverage	255
S09J08	- Used TRICARE for any health care (except for prescription drugs) in the past 12 months	255
S09J09A	- Not used TRICARE: greater choice of doctors with my civilian plan	255
S09J09B	- Not used TRICARE: don't want to pay the premium for TRICARE	255
S09J09C	- Not used TRICARE: better customer service with civilian plans	256

S09J09D	- Not used TRICARE: personal doctor is not available to me through TRICARE	256
S09J09E	- Not used TRICARE: TRICARE benefits are poor compared to my civilian plan	256
S09J09F	- Not used TRICARE: easier to get care through civilian plan	256
S09J09G	- Not used TRICARE: pay less for civilian care than I would for TRICARE	257
S09J09H	- Not used TRICARE: no military facilities near me	257
S09J09I	- Not used TRICARE: prefer civilian doctors	257
S09J09J	- Not used TRICARE: prefer civilian hospitals	257
S09J09K	- Not used TRICARE: have not needed health care	258
S09J09L	- Not used TRICARE: another reason	258
S09J10	- Dropped civilian coverage in past 12 months	258
S09J11	- Current employment status	259
S09J12	- Family's income before taxes in 2006	259
S09K01	- Sometimes your health care provider cares more about what is convenient for him/her than about your medical needs	241
S09K02	- Health care provider is always thoughtful and thorough	241
S09K03	- Completely trust health care provider's decisions about which medical treatments are best for you	241
S09K04	- Health care provider is completely honest in telling you about all of the different treatment options available for your condition	242
S09K05	- All in all, have complete trust in health care provider	242
S09K12	- Health plan cares more about saving money than about getting you the treatment you need	242
S09K13	- Feel the need to double-check everything your health plan does	243
S09K14	- Believe health plan will pay for everything it is supposed to, even really expensive treatments	243
S09K15	- Think health plan will give you a straight answer to questions	243
S09K16	- All in all, have complete trust in health plan	244
S09N11	- Preference between military and civilian facilities for all of your health care	234
S09Q01	- Had blood stool test using a home kit	235
S09Q02	- Time since last blood stool test using a home kit	235
S09Q03	- Had sigmoidoscopy or colonoscopy exam	235
S09Q04	- Time since last sigmoidoscopy	236
S09Q05	- Time since last colonoscopy	236
S09W01	- Last emergency room visit due to an accident, injury or some health problem	236
S09W02	- Able to contact doctor or other health professional about health problem before going to the emergency room	237
S09W03	- Doctor or health professional told you to go to the emergency room	237
S09W04	- Tried to see or call a doctor or other health professional about this problem before going to the emergency room or calling for emergency medical assistance	237
S09W05	- At the time you went to the emergency room, there were places to go to for treatment other than the emergency room	238
S09W06	- Why decide to go to emergency room rather than alternative	238
S09W07	- As a result of this emergency room visit, admitted to the hospital for an overnight stay	238
S09Z01	- Spouse deployed to a combat zone	259
S09Z02	- Rating of level of stress in personal life	260
S09Z03	- Extent of concern: childcare arrangement	260
S09Z04	- Extent of concern: child's education	260
S09Z06	- Extent of concern: communicating with spouse	261
S09Z07	- Extent of concern: managing household expenses	261
S09Z10	- Extent of concern: marital problems	261
S09Z11	- Extent of concern: personal health problems	262
S09Z12	- Extent of concern: family member health problem	262
S09Z13	- Extent of concern: job/education demands	262
S09Z14	- Extent of concern: major financial hardship/bankruptcy	263
S09Z15	- Sought resources available for deployed personnel family	263
S09Z16	- How helpful was information in coping with spouse deployment	263
S09Z17	- Problem finding information	263

SERVAFF	- Service affiliation	188
SERVAREA	- Service area	183
SEXSMPL	- Sex sampling variable	173
SRAGE	- What is your age now?	229
SREDA	- Highest grade completed.....	228
SRRACEA	- Race: White	228
SRRACEB	- Race: Black or African American.....	228
SRRACEC	- Race: American Indian or Alaska native.....	228
SRRACED	- Race: Asian	229
SRRACEE	- Race: Native Hawaiian/other Pacific Islanders.....	229
STRATUM	- Sampling stratum.....	173
SVCSMPL	- Branch of service sampling variable.....	173
TNEXREG	- TRICARE next generation of contracts region grouping	188
USA	- CONUS/OCONUS indicator	290
VERSION	- Indicator of a version 3 or 4 of the questionnaire	266
WEB	- Web survey indicator	265
XBENCAT	- Beneficiary category	285
XBMI	- Body mass index	283
XBMICAT	- Body mass index category	284
XBNFGRP	- Constructed beneficiary group.....	291
XCATCH	- XCATCH - Catchment area (reporting)	287
XENR_PCM	- Enrollment by PCM type.....	284
XENR_RSV	- Enrollment by PCM type - reservist.....	286
XENRLLMT	- Enrollment in TRICARE prime.....	284
XINS_COV	- Insurance coverage	285
XINS_RSV	- Insurance coverage - reservist	286
XOCONUS	- Overseas Europe/Pacific/Latin indicator.....	290
XREGION	- Region	287
XSERVAFF	- Service affiliation	283
XSEXA	- Male or female (recode)	291
XTNEXREG	- TRICARE next generation of contracts region grouping	283

PAGE IS INTENTIONALLY LEFT BLANK TO ALLOW FOR DOUBLE-SIDED COPYING

ANNUAL FREQUENCIES – VERSION 3

CFW_V3	- Annual weight for CAHPS 3.0 questionnaire.....	320
H09008A	- Have one person you think of as personal doctor	301
H09009A	- Rating of your personal doctor or nurse	301
H09010A	- Had same personal Dr/nurse before joining health plan	301
H09011A	- Health plan: problem to get a personal doctor or nurse you are happy with	302
H09012A	- In last year: you or a doctor or nurse think you needed to see a specialist.....	302
H09013A	- In last year: how much of a problem to see a specialist you needed to see	302
H09014A	- In last year: did you see a specialist.....	302
H09015A	- Rating of specialist seen most often in last year	303
H09016A	- In last year: called a doctor's office or clinic during regular office hours to get help or advice for yourself.....	303
H09017A	- In last year: when you called during regular office hours how often got help or advice you needed	303
H09018A	- In last year: have illness/injury/condition that needed care right away	304
H09019A	- In last year: when needed care right away for an illness or injury got care as soon as wanted.....	304
H09020A	- In last year: wait between trying to get care and actually seeing a provider for an illness or injury.....	304
H09021A	- In last year: made any appointment for regular or routine health care	305
H09022A	- In last year: how often made appointments for regular or routine health care as soon as you wanted	305
H09023A	- In last year: days between making an appointment for regular or routine care and actually seeing a provider.....	305
H09024A	- In last year: times went to an emergency room for own care	306
H09025A	- In last year: times went to a doctors office or clinic for yourself (not counting times went to an emergency room).....	306
H09026A	- In last year: did you/Dr believe you needed any care, tests, or treatment.....	306
H09027A	- In last year: problem to get necessary care.....	307
H09028A	- In last year: need approval from health plan for any care, tests, or treatment	307
H09029A	- In last year: problem with delays in healthcare while waiting for approval from health plan.....	307
H09030A	- In last year: how often taken to exam room within 15 minutes of appointment	308
H09031A	- In last year: how often office staff at a doctor's office or clinic treat you with courtesy and respect.....	308
H09032A	- In last year: how often office staff at a doctor's office or clinic as helpful as expected.....	308
H09033A	- In last year: how often doctors or other health providers listen carefully to you	309
H09034A	- In last year: how often doctors or other health providers explain things in way you could understand.....	309
H09035A	- In last year: how often doctors or other health providers show respect for what you had to say.....	309
H09036A	- In last year: how often doctors or other health providers spend enough time with you.....	310
H09037A	- Rating of all healthcare in last year	310
H09039A	- In last year: sent in any claims to your health plan	310
H09040A	- In last year: health plan handled claims in a reasonable time	311
H09041A	- In last year: how often health plan handled claims correctly	311
H09042A	- In last year: look for any information in written materials/Internet on how health plan works	311
H09043A	- In last year: problem to find or understand information in the written materials/Internet.....	312
H09044A	- In last year: called health plan's customer service to get information or help.....	312
H09045A	- In last year: problem to get the help you needed when called health plan's customer service	312
H09046A	- In last year: have to fill out paperwork for your health plan	313
H09047A	- In last year: how much problem with paperwork for your health plan.....	313

H09048A	- Rating of all experience with health plan	313
H09054A	- How long since you quit smoking	314
HP_CESH	- Had smoking cessation counseling – HEDIS	320
HP_SMOKH	- Smoker under HEDIS definition.....	320
KBGPRB1	- Big problem getting referrals to specialist.....	319
KBGPRB2	- Big problem getting necessary care	319
KCIVOFFC	- Office wait of 15 min or more at civilian facility	319
KMILOFFC	- Office wait of 15 min or more at military facility	319
N10_V3	- Coding scheme note 10_V3	317
N11_V3	- Coding scheme note 11_V3	317
N12_V3	- Coding scheme note 12_V3	317
N13_V3	- Coding scheme note 13_V3	318
N14_V3	- Coding scheme note 14_V3	318
N15_V3	- Coding scheme note 15_V3	318
N2_V3	- Coding scheme note 2_V3	314
N3_V3	- Coding scheme note 3_V3	314
N4_V3	- Coding scheme note 4_V3	315
N5_V3	- Coding scheme note 5_V3	315
N6_V3	- Coding scheme note 6_V3	315
N7_V3	- Coding scheme note 7_V3	316
N8_V3	- Coding scheme note 8_V3	316
N9_V3	- Coding scheme note 9_V3	316

ALPHABETICAL TABLE OF VARIABLES

Page

QUARTERLY FREQUENCIES

ACV	- Alternate care value.....	348
BWT	- Basic sampling weight	526
CACSMPL	- Catchment area	332
D_FAC	- Facility type code	343
D_HEALTH	- Health service region	343
DAGEQY	- Age at time of data collection	346
DBENCAT	- Beneficiary category	349
DCATCH	- Catchment Area.....	338
DMEDELG	- Medical privilege code	349
DSPONSVC	- Derived sponsor branch of service	350
DUPFLAG	- Multiple response indicator.....	470
ENBGSMPL	- Enrollment by beneficiary category	336
FIELDAGE	- Age at start of fielding period.....	347
FLAG_FIN	- Final disposition.....	469
FNSTATUS	- Final status	470
FWRWT	- Final quarterly weight	528
FWRWT_V3	- Final weight for CAHPS3.0 questionnaire for Quarters I and II	527
FWRWT_V4	- Final weight for CAHPS4.0 questionnaire for Quarters I and II	527
FWRWT1	- Replicated/Jackknife quarterly weight 1	529
FWRWT10	- Replicated/Jackknife quarterly weight 10	533
FWRWT11	- Replicated/Jackknife quarterly weight 11	534
FWRWT12	- Replicated/Jackknife quarterly weight 12	534
FWRWT13	- Replicated/Jackknife quarterly weight 13	535
FWRWT14	- Replicated/Jackknife quarterly weight 14	535
FWRWT15	- Replicated/Jackknife quarterly weight 15	536
FWRWT16	- Replicated/Jackknife quarterly weight 16	536
FWRWT17	- Replicated/Jackknife quarterly weight 17	537
FWRWT18	- Replicated/Jackknife quarterly weight 18	537
FWRWT19	- Replicated/Jackknife quarterly weight 19	538
FWRWT2	- Replicated/Jackknife quarterly weight 2	529
FWRWT20	- Replicated/Jackknife quarterly weight 20	538
FWRWT21	- Replicated/Jackknife quarterly weight 21	539
FWRWT22	- Replicated/Jackknife quarterly weight 22	539
FWRWT23	- Replicated/Jackknife quarterly weight 23	540
FWRWT24	- Replicated/Jackknife quarterly weight 24	540
FWRWT25	- Replicated/Jackknife quarterly weight 25	541
FWRWT26	- Replicated/Jackknife quarterly weight 26	541
FWRWT27	- Replicated/Jackknife quarterly weight 27	542
FWRWT28	- Replicated/Jackknife quarterly weight 28	542
FWRWT29	- Replicated/Jackknife quarterly weight 29	543
FWRWT3	- Replicated/Jackknife quarterly weight 3	530
FWRWT30	- Replicated/Jackknife quarterly weight 30	543
FWRWT31	- Replicated/Jackknife quarterly weight 31	544
FWRWT32	- Replicated/Jackknife quarterly weight 32	544
FWRWT33	- Replicated/Jackknife quarterly weight 33	545
FWRWT34	- Replicated/Jackknife quarterly weight 34	545
FWRWT35	- Replicated/Jackknife quarterly weight 35	546
FWRWT36	- Replicated/Jackknife quarterly weight 36	546
FWRWT37	- Replicated/Jackknife quarterly weight 37	547
FWRWT38	- Replicated/Jackknife quarterly weight 38	547
FWRWT39	- Replicated/Jackknife quarterly weight 39	548
FWRWT4	- Replicated/Jackknife quarterly weight 4	530
FWRWT40	- Replicated/Jackknife quarterly weight 40	548

FWRWT41	- Replicated/Jackknife quarterly weight 41	549
FWRWT42	- Replicated/Jackknife quarterly weight 42	549
FWRWT43	- Replicated/Jackknife quarterly weight 43	550
FWRWT44	- Replicated/Jackknife quarterly weight 44	550
FWRWT45	- Replicated/Jackknife quarterly weight 45	551
FWRWT46	- Replicated/Jackknife quarterly weight 46	551
FWRWT47	- Replicated/Jackknife quarterly weight 47	552
FWRWT48	- Replicated/Jackknife quarterly weight 48	552
FWRWT49	- Replicated/Jackknife quarterly weight 49	553
FWRWT5	- Replicated/Jackknife quarterly weight 5	531
FWRWT50	- Replicated/Jackknife quarterly weight 50	553
FWRWT51	- Replicated/Jackknife quarterly weight 51	554
FWRWT52	- Replicated/Jackknife quarterly weight 52	554
FWRWT53	- Replicated/Jackknife quarterly weight 53	555
FWRWT54	- Replicated/Jackknife quarterly weight 54	555
FWRWT55	- Replicated/Jackknife quarterly weight 55	556
FWRWT56	- Replicated/Jackknife quarterly weight 56	556
FWRWT57	- Replicated/Jackknife quarterly weight 57	557
FWRWT58	- Replicated/Jackknife quarterly weight 58	557
FWRWT59	- Replicated/Jackknife quarterly weight 59	558
FWRWT6	- Replicated/Jackknife quarterly weight 6	531
FWRWT60	- Replicated/Jackknife quarterly weight 60	558
FWRWT7	- Replicated/Jackknife quarterly weight 7	532
FWRWT8	- Replicated/Jackknife quarterly weight 8	532
FWRWT9	- Replicated/Jackknife quarterly weight 9	533
H09001	- Are you the person listed on envelope	353
H09002A	- Health plan(s) covered: TRICARE Prime	353
H09002C	- Health plan(s) covered: TRICARE Ext/Stnd	354
H09002F	- Health plan(s) covered: Medicare	354
H09002G	- Health plan(s) covered: FEHBP	355
H09002H	- Health plan(s) covered: Medicaid	355
H09002I	- Health plan(s) covered: Civilian HMO	355
H09002J	- Health plan(s) covered: Other civilian	356
H09002K	- Health plan(s) covered: USFHP	356
H09002L	- Health plan(s) covered: Not sure	356
H09002M	- Health plan(s) covered: Veterans	357
H09002N	- Health plan(s) covered: TRICARE Plus	357
H09002O	- Health plan(s) covered: TRICARE For Life	357
H09002P	- Health plan(s) covered: TRICARE Supplemental Insurance	358
H09002Q	- Health plan(s) covered: TRICARE Reserve Select	358
H09002R	- Health plan(s) covered: Other Non-US government health insurance	358
H09003	- Which health plan did you use most in the past 12 months?	359
H09004	- Months or years in a row with health plan	359
H09005	- In last year: facility used most for health care	360
H09006	- In last year: have illness/injury/condition that needed care right away	360
H09007	- In last year: how often got care as soon as you believed you need it	361
H09008	- In last year: wait between trying to get care and actually seeing a provider for an illness or injury	361
H09009	- In last year: made appointments for non-urgent health care	362
H09010	- In last year: how often got appointments for non-urgent health care as soon as you wanted	362
H09011	- In last year: days between making an appointment for regular or routine care and actually seeing a provider	363
H09012	- In last year: times went to an emergency room for own care	364
H09013	- In last year: times went to a doctors office or clinic for yourself (not counting times went to an emergency room)	364
H09014	- In last year: how often talk to doctor or other health care provider about illness prevention	365

H09015	- In last year: doctor or other health care provider talked about more than 1 choice for treatment	365
H09016	- In last year: doctor talked about pros/cons of each treatment/health care choice.....	366
H09017	- In last year: doctor/health care provider asked which treatment option you thought was best for you when there was more than one choice of treatment	366
H09018	- Rating of all health care in last year	367
H09019	- Have one person you think of as your personal doctor	368
H09020	- In last year: number of times visited personal doctor for care for self	368
H09021	- In last year: how often personal doctor listened carefully to you	369
H09022	- In last year: how often personal doctor explained things in a way that was easy to understand	369
H09023	- In last year: how often your personal doctor showed respect for what you have to say.....	370
H09024	- In last year: how often your personal doctor spent enough time with you	370
H09025	- In last year: got care from doctor or other health provider other than personal doctor	371
H09026	- In last year: how often personal doctor seemed informed and up-to-date about care received from other doctors.....	371
H09027	- Rating of your personal doctor	372
H09028	- In last year: tried to make appointment to see a specialist.....	373
H09029	- In last year: how often it was easy to get appointments with specialists	373
H09030	- In last year: how many specialists seen	374
H09031	- Rating of specialist seen most often in last year	374
H09032	- In last year: tried to get care, tests, or treatment through health plan	375
H09033	- In last year: how often easy to get care, tests, or treatment you thought you needed through health plan.....	375
H09034	- In last year: how often written material/Internet provide information you needed about how your plan works.....	376
H09034B	- In last year: looked for information in written material or on the Internet about how health plan works	376
H09035	- In last year: looked for information from health plan on cost of health care service or equipment	377
H09036	- In last year: how often able to find out cost of health care service or equipment from health plan.....	377
H09037	- In last year: looked for information from health plan on cost of prescription medications	378
H09038	- In last year: how often able to find out cost of prescription medications	378
H09039	- In last year: tried to get information or help from health plan's customer service.....	379
H09040	- In last year: how often did customer service give needed information or help	379
H09041	- In last year: how often did customer service treat with courtesy and respect	380
H09042	- In last year: health plan gave forms to fill out	380
H09043	- In last year: how often forms from health plan were easy to fill out.....	381
H09044	- In last year: sent in any claims to your health plan.....	381
H09045	- In last year: how often health plan handled claims quickly.....	382
H09046	- In last year: how often health plan handled claims correctly	382
H09047	- Rating of all experience with health plan	383
H09048	- Blood pressure: when last reading	383
H09049	- Blood pressure: know if blood pressure is too high or not.....	384
H09050	- When did you last have a flu shot.....	384
H09051	- Smoked at least 100 cigarettes in life.....	385
H09052	- Smoke everyday, some days, or not at all.....	385
H09053	- Last year: number of visits advised to quit smoking	386
H09054	- Last year: number of visits medication was recommended or discussed to assist with quitting smoking.....	386
H09055	- Last year: number of visits recommended or discussed methods and strategies to assist quitting smoking	387
H09056	- Are you male or female	387
H09057	- Female: Last have a Pap smear test.....	388

H09058	- Female: Are you under age 40	388
H09059	- Female: Last time breasts checked mammography	389
H09060	- Female: Been pregnant in last year or pregnant now	389
H09061	- Female: In what trimester is your pregnancy	390
H09062	- Female: Trimester first received prenatal care	390
H09063	- In general how would you rate your overall health	391
H09064	- Limited in any way in any activities because of any impairment or health problem ..	391
H09065	- In last year: seen doctor or other health provider 3 or more times for same condition or problem	392
H09066	- Condition lasted for at least 3 months	392
H09067	- Need to take medicine prescribed by a doctor	393
H09068	- Medicine to treat condition that has lasted for at least 3 months	393
H09069F	- Feet portion of height without shoes	394
H09069I	- Inches portion of height without shoes	394
H09070	- Weight without shoes in pounds	395
H09071	- Are you Spanish, Hispanic, or Latino	404
H09071A	- No, not Spanish, Hispanic, or Latino	404
H09071B	- Yes, Mexican, Mexican American, Chicano	405
H09071C	- Yes, Puerto Rican	405
H09071D	- Yes, Cuban	405
H09071E	- Yes, other Spanish, Hispanic, or Latino	406
H09072	- Currently covered Medicare part A	406
H09073	- Currently covered Medicare part B	406
H09074	- Currently covered Medicare supplemental	407
HP_BP	- Blood pressure check in last 2 years know results	519
HP_CESH2	- Had smoking cessation counseling - HEDIS (modified)	521
HP_FLU	- Age 65 and older flu shot in last 12 months	520
HP_MAM50	- Women age 50 and over mammography in past 2 years	518
HP_MAMOG	- Women age 40 and over mammography in past 2 years	518
HP_OBESE	- Obese or morbidly obese	522
HP_PAP	- All women pap smear in last 3 years	519
HP_PRNTL	- Pregnant in last year received care in 1st trimester	517
HP_SMKH2	- Smoker under HEDIS definition (modified)	521
HP_SMOKE	- Advised to quit smoking in last 12 months	520
KCIVINS	- Beneficiary covered by civilian insurance	517
KCIVOPQY	- Outpatient visits to civilian facility	516
KEYCOUNT	- Number of key questions answered	471
KMILOPQY	- Outpatient visits to military facility	516
MBRRELCD	- Member relationship code	350
MEDTYPE	- Medicare type	351
MISS_1	- Count of: violates skip pattern	496
MISS_4	- Count of: incomplete grid error	496
MISS_5	- Count of: scalable response of don't know	496
MISS_6	- Count of: not applicable - valid skip	497
MISS_7	- Count of: out-of-range error	498
MISS_8	- Count of: multiple response error	499
MISS_9	- Count of: no response - invalid skip	499
MISS_TOT	- Total number of missing responses	501
MPCSMPL	- Military personnel category	336
MPRID	- Unique MPR identifier	321
MRTLSTAT	- Marital status	345
MSM	- Multiple service market areas	342
N1	- Coding scheme note 1	473
N10	- Coding scheme note 10	483
N10A1	- Coding scheme note 10A1	483
N11	- Coding scheme note 11	484
N11B	- Coding scheme note 11B	484
N12	- Coding scheme note 12	485

N13	- Coding scheme note 13.....	485
N14	- Coding scheme note 14.....	486
N15	- Coding scheme note 15.....	486
N16	- Coding scheme note 16.....	487
N16A1	- Coding scheme note 16A1	487
N16A2	- Coding scheme note 16A2	488
N17	- Coding scheme note 17	488
N18	- Coding scheme note 18.....	489
N18A1	- Coding scheme note 18A1	489
N19A	- Coding scheme note 19A	490
N19B	- Coding scheme note 19B	491
N1A1	- Coding Scheme note 1A1.....	474
N1A2	- Coding Scheme note 1A2.....	474
N1A3	- Coding Scheme note 1A3.....	475
N1A4	- Coding Scheme note 1A4.....	475
N1A5	- Coding Scheme note 1A5.....	476
N2	- Coding scheme note 2.....	476
N20	- Coding scheme note 20.....	491
N21	- Coding scheme note 21.....	492
N22	- Coding scheme note 22.....	492
N23	- Coding scheme note 23.....	493
N23A1	- Coding scheme note 23A1	493
N24	- Coding scheme note 24.....	494
N24A1	- Coding scheme note 24A1	494
N24B1	- Coding scheme note 24B1	495
N24B2	- Coding scheme note 24B2	495
N3	- Coding scheme note 3.....	477
N3A1	- Coding scheme note 3A1	477
N3A2	- Coding scheme note 3A2	478
N3A3	- Coding scheme note 3A3	478
N3A4	- Coding scheme note 3A4	479
N4	- Coding scheme note 4.....	479
N5	- Coding scheme note 5.....	480
N6	- Coding scheme note 6.....	480
N7	- Coding scheme note 7.....	481
N8	- Coding scheme note 8.....	481
N8A1	- Coding scheme note 8A1	482
N9	- Coding scheme note 9.....	482
NHFF	- Stratum sample size	337
ONTIME	- Responded within 8 weeks of mail-out	469
OUTCATCH	- Out of catchment area indicator	514
PATCAT	- Aggregated beneficiary category	351
PCM	- Primary manager code (civilian or military)	348
PNLCATCD	- Personnel category code (duty status)	352
PNSEXCD	- Person gender	346
PNTYPECD	- Person type code.....	352
POSTCELL	- Poststratification cell for new weights.....	522
QUARTER	- Survey quarter	472
RACEETHN	- Race/Ethnic code	345
S09009	- Had the same personal doctor or nurse before joining this health plan	426
S09010	- Since joined health plan, how much of a problem, if any, was it to get a personal doctor or nurse you are happy with?	426
S09011	- Able to see my provider when needed	427
S09012	- Last visit to provider's office: number days wait between making the appointment and actually seeing a provider.....	427
S09013	- Satisfaction with the length of time waited for appointment.....	428
S09014	- Satisfaction with health care received during last visit	428
S09B01	- Self rating of overall mental/emotional health.....	410

S09B02	- Last year: needed treatment/counseling for personal/family problem	411
S09B03	- Last year: problem getting needed treatment/counseling	411
S09B04	- Last year: rate of treatment/counseling received	412
S09B22	- You or spouse deployed to a combat zone within the past two years	413
S09B22A	- Spouse and/or I deployed to a combat zone in the past year	413
S09B22B	- Spouse and/or I deployed to a combat zone within the past two years	414
S09B22C	- Neither I nor my spouse deployed to a combat zone within the past two years	414
S09B23	- Past month: had nightmares or unwanted thoughts about an experience that was frightening, horrible, or upsetting	415
S09B24	- Past month: tried hard not to think about or went out of the way to avoid situations that remind you of experience that was frightening, horrible, or upsetting	415
S09B25	- Past month: constantly on guard, watchful, or easily startled after experience that was frightening, horrible, or upsetting	416
S09B26	- Past month: felt numb or detached from others, activities, or surroundings after experience that was frightening, horrible, or upsetting	416
S09D01	- Used/tried any smokeless tobacco products such as chewing tobacco or snuff	417
S09D02	- Currently use chewing tobacco or snuff every day, some days, or not at all	417
S09D03	- Currently use any tobacco products other than cigarettes, like cigars/pipes/kreteks/other	418
S09D04	- Past year: number of visits dr/other health provider advised to quit use of tobacco products other than cigarettes	418
S09D05	- In a typical week: amount of dip/chewing tobacco/snuff/snus used	419
S09J01	- Can obtain civilian health insurance for self through some civilian group	434
S09J02A	- Obtain civilian coverage: my current employer	434
S09J02B	- Obtain civilian coverage: COBRA from previous employer	435
S09J02C	- Obtain civilian coverage: retirement coverage from previous employer	435
S09J02D	- Obtain civilian coverage: family member's current employer	436
S09J02E	- Obtain civilian coverage: COBRA from family member's previous employer	436
S09J02F	- Obtain civilian coverage: retirement coverage from family member's previous employer	437
S09J02G	- Obtain civilian coverage: another organization	437
S09J02H	- Obtain civilian coverage: government program	438
S09J02I	- Obtain civilian coverage: don't know	438
S09J03	- Are you or you and others in household covered by a civilian policy	439
S09J04	- I or family member pay all or part of insurance premium for civilian coverage	439
S09J05	- How much (in dollars) per month do you or family member pay for this coverage	440
S09J06	- Used civilian coverage for any of your health care in the past 12 months	446
S09J07A	- Not used civilian coverage: not available	447
S09J07B	- Not used civilian coverage: had better choice of doctors with TRICARE	447
S09J07C	- Not used civilian coverage: don't want to pay premium for civilian coverage	448
S09J07D	- Not used civilian coverage: better customer service with TRICARE	448
S09J07E	- Not used civilian coverage: civilian benefits are poor compared to TRICARE	449
S09J07F	- Not used civilian coverage: personal doctor is only available through TRICARE	449
S09J07G	- Not used civilian coverage: want to be sure I can always use military health care ...	450
S09J07H	- Not used civilian coverage: pay less for TRICARE than I would for civilian care	450
S09J07I	- Not used civilian coverage: prefer to use military doctors	451
S09J07J	- Not used civilian coverage: prefer military hospitals	451
S09J07K	- Not used civilian coverage: have not needed health care	452
S09J07L	- Not used civilian coverage: another reason	452
S09J07M	- Not used civilian coverage: receive employer bonus for not taking employee coverage	453
S09J07N	- Not used civilian coverage: family member receives employer bonus for not taking employee coverage	453
S09J08	- Used TRICARE for any health care (except for prescription drugs) in the past 12 months	454
S09J09A	- Not used TRICARE: greater choice of doctors with my civilian plan	454
S09J09B	- Not used TRICARE: don't want to pay the premium for TRICARE	455
S09J09C	- Not used TRICARE: better customer service with civilian plans	455

S09J09D	- Not used TRICARE: personal doctor is not available to me through TRICARE.....	456
S09J09E	- Not used TRICARE: TRICARE benefits are poor compared to my civilian plan	456
S09J09F	- Not used TRICARE: easier to get care through civilian plan.....	457
S09J09G	- Not used TRICARE: pay less for civilian care than I would for TRICARE	457
S09J09H	- Not used TRICARE: no military facilities near me	458
S09J09I	- Not used TRICARE: prefer civilian doctors	458
S09J09J	- Not used TRICARE: prefer civilian hospitals	459
S09J09K	- Not used TRICARE: have not needed health care	459
S09J09L	- Not used TRICARE: another reason	460
S09J10	- Dropped civilian coverage in past 12 months.....	460
S09J11	- Current employment status	461
S09J12	- Family's income before taxes in 2006	461
S09K01	- Sometimes your health care provider cares more about what is convenient for him/her than about your medical needs	429
S09K02	- Health care provider is always thoughtful and thorough.....	429
S09K03	- Completely trust health care provider's decisions about which medical treatments are best for you	430
S09K04	- Health care provider is completely honest in telling you about all of the different treatment options available for your condition.....	430
S09K05	- All in all, have complete trust in health care provider	431
S09K12	- Health plan cares more about saving money than about getting you the treatment you need.....	431
S09K13	- Feel the need to double-check everything your health plan does	432
S09K14	- Believe health plan will pay for everything it is supposed to, even really expensive treatments	432
S09K15	- Think health plan will give you a straight answer to questions	433
S09K16	- All in all, have complete trust in health plan	433
S09N11	- Preference between military and civilian facilities for all of your health care	419
S09Q01	- Had blood stool test using a home kit.....	420
S09Q02	- Time since last blood stool test using a home kit	420
S09Q03	- Had sigmoidoscopy or colonoscopy exam	421
S09Q04	- Time since last sigmoidoscopy	421
S09Q05	- Time since last colonoscopy.....	422
S09W01	- Last emergency room visit due to an accident, injury or some health problem.....	422
S09W02	- Able to contact doctor or other health professional about health problem before going to the emergency room.....	423
S09W03	- Doctor or health professional told you to go to the emergency room	423
S09W04	- Tried to see or call a doctor or other health professional about this problem before going to the emergency room or calling for emergency medical assistance.....	424
S09W05	- At the time you went to the emergency room, there were places to go to for treatment other than the emergency room.....	424
S09W06	- Why decide to go to emergency room rather than alternative	425
S09W07	- As a result of this emergency room visit, admitted to the hospital for an overnight stay	425
S09Z01	- Spouse deployed to a combat zone	462
S09Z02	- Rating of level of stress in personal life	462
S09Z03	- Extent of concern: childcare arrangement.....	463
S09Z04	- Extent of concern: child's education	463
S09Z06	- Extent of concern: communicating with spouse	464
S09Z07	- Extent of concern: managing household expenses.....	464
S09Z10	- Extent of concern: marital problems	465
S09Z11	- Extent of concern: personal health problems	465
S09Z12	- Extent of concern: family member health problem	466
S09Z13	- Extent of concern: job/education demands	466
S09Z14	- Extent of concern: major financial hardship/bankruptcy	467
S09Z15	- Sought resources available for deployed personnel family	467
S09Z16	- How helpful was information in coping with spouse deployment.....	468
S09Z17	- Problem finding information.....	468

SERVAFF	- Service affiliation	344
SERVAREA	- Service area	337
SEXSMPL	- Sex sampling variable	322
SRAGE	- What is your age now?	410
SREDA	- Highest grade completed.....	407
SRRACEA	- Race: White	408
SRRACEB	- Race: Black or African American.....	408
SRRACEC	- Race: American Indian or Alaska native.....	409
SRRACED	- Race: Asian	409
SRRACEE	- Race: Native Hawaiian/other Pacific Islanders.....	409
STRATUM	- Sampling stratum.....	322
SVCSMPL	- Branch of service sampling variable.....	321
TNEXREG	- TRICARE next generation of contracts region grouping	344
USA	- CONUS/OCONUS indicator	513
VERSION	- Indicator of a version 3 or 4 of the questionnaire	473
WEB	- Web survey indicator	472
XBENCAT	- Beneficiary category	506
XBMI	- Body mass index	504
XBMICAT	- Body mass index category	504
XBNFGRP	- Constructed beneficiary group.....	515
XCATCH	- XCATCH - Catchment area (reporting)	509
XENR_PCM	- Enrollment by PCM type.....	505
XENR_RSV	- Enrollment by PCM type - reservist.....	507
XENRLLMT	- Enrollment in TRICARE prime.....	505
XINS_COV	- Insurance coverage	506
XINS_RSV	- Insurance coverage - reservist	508
XOCONUS	- Overseas Europe/Pacific/Latin indicator.....	514
XREGION	- Region	508
XSERVAFF	- Service affiliation	503
XSEXA	- Male or female (recode)	515
XTNEXREG	- TRICARE next generation of contracts region grouping	503

QUARTERLY FREQUENCIES – VERSION 3

FWRWT_V3	- Final weight for CAHPS3.0 questionnaire	592
H09008A	- Have one person you think of as personal doctor	559
H09009A	- Rating of your personal doctor or nurse	559
H09010A	- Had same personal Dr/nurse before joining health plan	560
H09011A	- Health plan: problem to get a personal doctor or nurse you are happy with	560
H09012A	- In last year: you or a doctor or nurse think you needed to see a specialist.....	561
H09013A	- In last year: how much of a problem to see a specialist you needed to see	561
H09014A	- In last year: did you see a specialist.....	562
H09015A	- Rating of specialist seen most often in last year	562
H09016A	- In last year: called a doctor's office or clinic during regular office hours to get help or advice for yourself	563
H09017A	- In last year: when you called during regular office hours how often got help or advice you needed	563
H09018A	- In last year: have illness/injury/condition that needed care right away	564
H09019A	- In last year: when needed care right away for an illness or injury got care as soon as wanted.....	564
H09020A	- In last year: wait between trying to get care and actually seeing a provider for an illness or injury.....	565
H09021A	- In last year: made any appointment for regular or routine health care	566
H09022A	- In last year: how often made appointments for regular or routine health care as soon as you wanted	566
H09023A	- In last year: days between making an appointment for regular or routine care and actually seeing a provider.....	567
H09024A	- In last year: times went to an emergency room for own care	567
H09025A	- In last year: times went to a doctors office or clinic for yourself (not counting times went to an emergency room).....	568
H09026A	- In last year: did you/Dr believe you needed any care, tests, or treatment.....	568
H09027A	- In last year: problem to get necessary care.....	569
H09028A	- In last year: need approval from health plan for any care, tests, or treatment	569
H09029A	- In last year: problem with delays in healthcare while waiting for approval from health plan.....	570
H09030A	- In last year: how often taken to exam room within 15 minutes of appointment	570
H09031A	- In last year: how often office staff at a doctor's office or clinic treat you with courtesy and respect.....	571
H09032A	- In last year: how often office staff at a doctor's office or clinic as helpful as expected.....	572
H09033A	- In last year: how often doctors or other health providers listen carefully to you	572
H09034A	- In last year: how often doctors or other health providers explain things in way you could understand.....	573
H09035A	- In last year: how often doctors or other health providers show respect for what you had to say	573
H09036A	- In last year: how often doctors or other health providers spend enough time with you.....	574
H09037A	- Rating of all healthcare in last year	574
H09039A	- In last year: sent in any claims to your health plan.....	575
H09040A	- In last year: health plan handled claims in a reasonable time	576
H09041A	- In last year: how often health plan handled claims correctly	576
H09042A	- In last year: look for any information in written materials/Internet on how health plan works	577
H09043A	- In last year: problem to find or understand information in the written materials/Internet.....	577
H09044A	- In last year: called health plan's customer service to get information or help.....	578
H09045A	- In last year: problem to get the help you needed when called health plan's customer service	578
H09046A	- In last year: have to fill out paperwork for your health plan	579
H09047A	- In last year: how much problem with paperwork for your health plan.....	579

H09048A	- Rating of all experience with health plan	580
H09054A	- How long since you quit smoking	581
HP_CESH	- Had smoking cessation counseling – HEDIS	592
HP_SMOKH	- Smoker under HEDIS definition.....	591
KBGPRB1	- Big problem getting referrals to specialist.....	590
KBGPRB2	- Big problem getting necessary care	591
KCIVOFFC	- Office wait of 15 min or more at civilian facility	590
KMILOFFC	- Office wait of 15 min or more at military facility	589
N10_V3	- Coding scheme note 10_V3	586
N11_V3	- Coding scheme note 11_V3	587
N12_V3	- Coding scheme note 12_V3	587
N13_V3	- Coding scheme note 13_V3	588
N14_V3	- Coding scheme note 14_V3	588
N15_V3	- Coding scheme note 15_V3	589
N2_V3	- Coding scheme note 2_V3	582
N3_V3	- Coding scheme note 3_V3	583
N4_V3	- Coding scheme note 4_V3	583
N5_V3	- Coding scheme note 5_V3	584
N6_V3	- Coding scheme note 6_V3	584
N7_V3	- Coding scheme note 7_V3	585
N8_V3	- Coding scheme note 8_V3	585
N9_V3	- Coding scheme note 9_V3	586
QUARTER	- Survey quarter	581

Chapter

1

Introduction

This Codebook and Users' Guide provides a tool for programmers and analysts to assist them in creating cross-tabulations and basic statistical estimates from the 2009 Adult Health Care Survey of DoD Beneficiaries (HCSDB). It is intended to assist users in creating tables and generating analyses above and beyond those associated with this project.

Beginning with 2006, reporting and documentation of the HCSDB is performed on a fiscal year basis. In previous years, reporting and documentation were based on calendar years. Thus, the current codebook describes the annual dataset for fiscal year 2009. Throughout, 2009 annual dataset refers to the fiscal year 2009.

This version of the Codebook and User's Guide describes the annual data set. The combined annual data set combines survey responses from all four quarters and late arriving responses from surveys fielded in the first three quarters.

Users interested in recreating specific tables or charts from Mathematica's analytic report should refer to "The 2009 Health Care Survey of DoD Beneficiaries: Adult Technical Manual." That document defines the procedures required to reproduce the TRICARE Beneficiary Reports and charts presented in the Annual National Report, using HCSDB data.

This chapter explains how to use this guide, reviews the survey, briefly describes the sample design, and concludes with a list of other documents on the HCSDB data that may be useful for policymakers, administrators, and other users. Two versions of the questionnaire were fielded in October 2008 and January 2009. The codebook presents both cumulative and quarterly frequencies for both versions of the questionnaire.

HOW TO USE THIS GUIDE

Chapter 2 describes the survey fielding process.

Chapter 3 describes the database conventions and types of variables in the database. Furthermore, it explains the relationship between the raw survey data and the cleaned and constructed variables preferred for data analyses.

Chapter 4 provides table-making instructions in both SAS and SPSS and clearly demonstrates the basic computer programming code necessary to tabulate the data in SAS and the interactive steps involved in generating tables in SPSS (either statistical package may be used). While we assume that most users have some knowledge of computer systems and statistical processing, examples of how to create tables and the resulting output are provided in order to simplify the process of data tabulation. Due to the complexity of the sample design, we suggest that users interested in measuring the precision of their results use a statistical package capable of calculating standard errors for survey estimates, such as SUDAAN[™] or WesVar PC[®]. Sample programming code is included to estimate standard errors using appropriate methods to accommodate the complex sample design.

The codebook is presented in Chapter 5, where we describe the annual and quarterly counts for each variable in the database, including a list of all possible values of the variable, weighted and unweighted

frequency counts and percent occurrences for each value, and the values' interpretation or formatting. The codebook helps users assess the availability of certain measures, specify variables of interest, and identify all possible values of a variable. The variables are listed in the order of their position on the data file, and they are grouped by source as follows:

- Sampling variables used to place beneficiaries in the appropriate strata
- Information from the Defense Enrollment Eligibility Reporting System (DEERS) at the time of sampling
- Questionnaire responses: cleaned and recoded
- Variables created during the fielding of the survey
- Coding Scheme flags and missing value counts
- Constructed variables for analysis
- Weights

In addition, users may refer to the Table of Variables, which follows directly after the Table of Contents, for an alphabetical quick-reference list intended to assist users in locating each variable.

Users interested in learning more about the technical aspects of the database creation, construction of new variables, or Mathematica's report production procedures may refer to "The 2009 Health Care Survey of DoD Beneficiaries: Adult Technical Manual," available from the TRICARE Management Activity Office.

What is the HCSDB?

The HCSDB is a health care survey of Active Duty military personnel, retirees, and their adult family members. It is comprised of an adult and a child survey, both fielded to a representative sample of beneficiaries. The adult survey is fielded every quarter, whereas the child survey is fielded only in one quarter of each fiscal year. Results from each quarter of the adult survey are presented as a web-based report. The survey is sponsored by the Assistant Secretary of Defense (Health Affairs) [OASD (HA)], under authority of the National Defense Authorization Act for Fiscal Year 1993 (P.L. 102-484). The surveys collect data on beneficiaries' satisfaction with, and access to, health care; knowledge of the TRICARE system; and use of preventive and other health care services.

Fielded annually from 1994 to 2000, the HCSDB now is fielded quarterly and consists of a fixed core questionnaire complemented by quarterly supplements intended to address topics of emerging interest. Users should note that, prior to 2000, the title of the HCSDB corresponded to the reference year that respondents were asked to think about when responding to questions. For example, although the 2000 HCSDB was fielded in 2001, beneficiaries responded to questions according to the reference period 12 months prior. Under the current naming convention the survey title refers to the year the questionnaires are fielded, so, for example, this year's survey is the 2009 HSCDB. Users should further note that, due to this change, there is no survey with the title "2001" survey, even though the questionnaire has been administered continuously throughout each quarter of 2001, 2002, 2003, 2004, 2005, 2006, 2007, 2008, and 2009. The annotated questionnaires appear in Appendix A. A crosswalk between the 2009 questions and the questions from the 1997, 1998, 1999, 2000, 2002, 2003, 2004, 2005, 2006, 2007 and 2008 surveys appears as Appendix C.

CAHPS Questions

To make responses comparable to civilian surveys, the HCSDB core questions are similar in content and format to questions used in the Consumer Assessment of Healthcare Providers and Systems (CAHPS) Health Plan Survey. CAHPS is a survey program sponsored by the Agency for Health Care Research and Quality (AHRQ), U.S. Department of Health and Human Service, and the Picker Institute, which is designed to monitor beneficiaries' satisfaction with their civilian health care plan and

access to health care services. In Quarters I and II of 2009, 2 versions of the questionnaire were fielded. One version of the questionnaire was based on CAHPS version 3 (V3) and the other was based on CAHPS version 4. Beginning with Quarter III, 2009 only one version with version 4 (V4) CAHPS questions was fielded.

Core questions are described below.

Quarters I-II V3 Core questions

- **Health Plan.** This section collects data on TRICARE Prime enrollment and the use of supplemental insurance and/or other private insurance.
- **Your Personal Doctor or Nurse.** In this section, respondents are asked about their relationship with their personal doctor or nurse. They are asked to rate their personal doctor or nurse on a scale from 0 to 10, where 0 is the lowest rating and 10 is the highest rating.
- **Getting Health Care from a Specialist.** This section collects information about respondents' need for and access to care from specialists. Respondents rate the specialist that they see most frequently on a scale from 0 to 10, where 0 is the lowest rating and 10 is the highest rating.
- **Calling Doctors' Offices.** Questions in this section ask beneficiaries whether they were able to access care and obtain information by telephone from their doctor's office or clinic.
- **Your Health Care in the Last 12 Months.** This section collects information on where DoD beneficiaries received the majority of their care in the past 12 months, that is, from a military or civilian facility. It also covers topics such as the availability of providers and their staff, convenience, and courtesy and respect shown by providers and their staff.
- **Your Health Plan.** This section is designed to measure beneficiaries' satisfaction with their primary health plan. Respondents are asked to rate their health plan on a scale of 0 to 10 where 0 is the lowest rating and 10 is the highest rating. Additionally, respondents are asked questions about any problems they may have encountered with claims processing, accessing and comprehending written materials, customer service, and processing paperwork.
- **Your Preventive Health Care.** This section collects information on the use of preventive health care services, including blood pressure readings and flu shots. All women are asked about Pap smears; women that are or have been pregnant within the past 12 months are questioned about prenatal care. Women age 40 and over are asked about mammography. All respondents are asked whether they smoke. Smokers are asked whether, and how often, they have received smoking cessation counseling from a health care professional.
- **About You.** This section asks basic background and health status questions. Beneficiaries are asked how they view their general health. They are further asked to report their height, weight, education level, race, and age.

Quarters I-IV V4 Core questions

- **Health Plan.** This section collects data on TRICARE Prime enrollment and the use of supplemental insurance and/or other private insurance.
- **Your Health Care in the Last 12 Months.** This section collects information on where DoD beneficiaries received the majority of their care in the past 12 months, that is, from a military or civilian facility. It covers topics such as the availability of providers and their staff for both urgent

and regular care. Respondents are also asked if their health care providers informed them of the available treatment options.

- **Your Personal Doctor or Nurse.** In this section, respondents are asked about their relationship with their personal doctor. They are asked to rate their personal doctor on a scale from 0 to 10, where 0 is the lowest rating and 10 is the highest rating. It also covers topics like the ability of the personal doctor to listen carefully and respectfully, clearly explain things, and be informed about care received from another doctor.
- **Getting Health Care from a Specialist.** This section collects information about respondents' access to care from specialists. Respondents rate the specialist that they see most frequently on a scale from 0 to 10, where 0 is the lowest rating and 10 is the highest rating.
- **Your Health Plan.** This section is designed to measure beneficiaries' satisfaction with their primary health plan. Respondents are asked to rate their health plan on a scale of 0 to 10 where 0 is the lowest rating and 10 is the highest rating. Additionally, respondents are asked questions about any problems they may have encountered with getting necessary care, claims processing, customer service, processing paperwork accessing, and finding necessary information in written materials or from the Internet.
- **Your Preventive Health Care.** This section collects information on the use of preventive health care services, including blood pressure readings and flu shots. All women are asked about Pap smears; women that are or have been pregnant within the past 12 months are questioned about prenatal care. Women age 40 and over are asked about mammography. All respondents are asked whether they smoke. Smokers are asked whether, and how often, they have received smoking cessation counseling from a health care professional.
- **About You.** This section asks basic background and health status questions. Beneficiaries are asked how they view their general health. They are further asked to report their height, weight, education level, race, and age.

Quarter I Supplements

- **Mental or Emotional Health.** Questions in this supplement concern overall mental or emotional health. Respondents are asked to rate their mental or emotional health. They are also asked questions about any mental or emotional treatment or counseling they may have received.
- **Use of Tobacco Products.** Questions in this supplement are about the use of tobacco products other than cigarettes. Respondents are asked questions on the frequency of use of smokeless tobacco products as well as other tobacco products, not including cigarettes.
- **Health Care Facility.** The question in this supplement is about military and civilian treatment facilities. Respondents are asked which treatment facility they prefer for all their health care.

Quarter II Supplements

- **Mental or Emotional Health.** Questions in this supplement concern overall mental or emotional health. Respondents are asked to rate their mental or emotional health. They are also asked questions about any mental or emotional treatment or counseling they may have received.
- **Use of Tobacco Products.** Questions in this supplement are about the use of tobacco products other than cigarettes. Respondents are asked questions on the frequency of use of smokeless tobacco products as well as other tobacco products, not including cigarettes.

- **Colon Cancer Screening.** Questions in this supplement ask about screening for colorectal cancer. Respondents are asked if and when they last had blood stool tests, sigmoidoscopy and colonoscopy exams.
- **Health care facility.** The question in this supplement is about military and civilian treatment facilities. Respondents are asked which treatment facility they prefer for all their health care.

Quarter III Supplements

- **Emergency Visit.** Questions in this supplement are about the reasoning behind the respondents decision to visit the emergency room. Respondents are asked questions on whether their decision to go to the emergency room was made after contacting a doctor or health professional or considering any other alternative for treatment. They are also asked if the reason for the emergency visit was due to an accident/injury or for the treatment of another health problem and also if they were admitted for an overnight stay.
- **Mental or Emotional Health.** Questions in this supplement concern overall mental or emotional health. Respondents are asked to rate their mental or emotional health. They are also asked questions about any mental or emotional treatment or counseling they may have received. Respondents are also asked about recent development for a combat zone in the past two years and post-traumatic stress due to an upsetting experience.
- **Personal Doctor and Health Provider.** Question in this supplement ask about the respondents personal doctor and about the visits to the respondents healthcare provider. Respondents are asked whether they were happy with their personal doctor once they joined the health plan. Respondents are also asked to rate their experience making an appointment and on the overall healthcare they received on their last visit.
- **Trust in treatment.** Questions in this supplement focus on the level of trust respondents have of their provider and their health plan. Respondents are requested to give their perceptions of the provider's commitment to the best care possible for the respondent and the level of influence the health plan has over the provider's decisions.
- **Health Care Facility.** The question in this supplement is about military and civilian treatment facilities. Respondents are asked which treatment facility they prefer for all their health care.

Quarters IV Supplements

- **Civilian Health Insurance Coverage.** Questions in this supplement concern those that have the opportunity to obtain civilian insurance. Respondents are asked questions on their civilian coverage as well as their use of TRICARE.
- **Personal Doctor and Health Provider.** Question in this supplement ask about the respondents personal doctor. Respondents are asked whether they were happy with their personal doctor once they joined the health plan.
- **Mental or Emotional Health.** Questions in this supplement concern overall mental or emotional health. Respondents are asked to rate their mental or emotional health. They are also asked questions about any mental or emotional treatment or counseling they may have received.
- **Use of Tobacco Products.** Questions in this supplement are about the use of tobacco products other than cigarettes. Respondents are asked questions on the frequency of use of smokeless tobacco products as well as other tobacco products, not including cigarettes.

- **Stressors and deployment-related stress.** Questions in this supplement concern stressors affecting MHS beneficiaries. Questions concern the effect of family relationships, household chores, and household expenses on the respondent's perception of stress. Respondents who are spouses of currently deployed members of the uniformed services are also asked questions related to resources available to help them cope with deployment-related stress.

Sample Design Overview

The sample of beneficiaries for the HCSDB was drawn from an extract file of the DEERS database of military health system (MHS) beneficiaries with a specific reference date. The DEERS extract file includes all eligible MHS beneficiaries as follows:

- Everyone in the Uniformed Services and on Active Duty (Army, Air Force, Navy, Marine Corps, Coast Guard, the Commissioned Corps of the Public Health Service, National Oceanic and Atmospheric Administration, Guard/Reserve personnel who are activated for a period in excess of 30 days, and other special categories of people who qualify for benefits)
- Those who retired from military careers
- Immediate family members of people in the previous two categories
- Surviving family members of people in the first two categories.

A stratified sample design was used to select DoD health care beneficiaries for the Quarters I-IV, 2009 Adult HCSDB. Specific information on the sample design appears in "Health Care Survey of DoD Beneficiaries: 2009 Adult Sampling Report", Mathematica Policy Research, Washington, D.C.

We examined response rates to identify patterns across different domains or characteristics. While analysts prefer weighted rates that reflect the estimated proportion of respondents among all beneficiaries, operational staff is often interested in getting unweighted measures. All tables include unweighted and weighted values under columns headed "RR" and "RR_w", respectively. In the following, we focus on discussing unweighted response rates for domains of interest.

Table 1.1 below provides data regarding response rates for the 2009 Adult HCSDB for the fourth quarter, quarters I-III with the additional "trickle" responses, and the combined dataset by beneficiary groups, and by enrollment status.

- **Overall:** The overall unweighted response rate for the fourth quarter of 2009 Adult HCSDB was about 23.1 percent, down from 24.6 percent for the third quarter of 2009.
- **Beneficiary group and enrollment status:** Response rates across beneficiary groups and enrollment status are shown below. We achieved our highest response rate from retirees under 65 years and our lowest response rate from Active Duty beneficiaries.¹

¹ However, response patterns vary considerably across beneficiary and enrollment groups. The relatively low level of response for Active Duty persons and their family members could be due to frequent relocations and our inability to receive new addresses in a timely manner.

Table 1.1

Response Rates Overall and by Enrollee Beneficiary Group: Quarters I- IV, 2009

	Q1 2009		Q2 2009		Q3 2009		Q4 2009		COMBINED	
	RR (%)	RR _w (%)	RR (%)	RR _w (%)	RR (%)	RR _w (%)	RR (%)	RR _w (%)	RR (%)	RR _w (%)
Overall	26.9	44.1	26.1	43.6	24.6	42.9	23.1	40.6	25.2	42.8
Active Duty	22.1	19.9	21.0	38.6	19.1	16.8	17.2	15.3	19.8	17.6
Active Duty fam,Prime,civ PCM	24.3	23.6	22.9	22.5	22.6	21.4	19.7	19.1	22.2	21.6
Active Duty fam,Prime,mil PCM	22.8	22.0	21.8	21.2	20.2	20.2	20.1	19.0	21.2	20.6
Active Duty fam,non-enrollee	15.3	16.6	14.4	15.1	15.8	16.7	14.0	15.7	14.9	16.0
Retired,<65,civ PCM	80.3	80.8	85.8	85.9	79.6	80.1	74.0	74.2	80.0	80.3
Retired,<65,mil PCM	75.0	74.9	73.6	73.6	75.7	75.8	70.5	70.5	73.7	73.7
Retired,<65,non-enrollee	50.2	50.2	48.9	49.4	47.3	49.8	46.2	48.1	48.1	49.4
Retired,65+,enrollee	48.6	48.7	49.7	50.5	45.0	44.7	45.3	46.4	47.2	47.6
Retired,65+,non-enrollee	41.4	43.8	41.2	43.9	40.7	43.7	39.4	42.1	40.7	43.4
TRICARE Reserve Select	34.0	34.0	38.9	38.9	30.0	30.0	31.1	31.1	33.5	33.2

RR = Weighted

RR_w = Unweighted

Appendix G (Response Rate Tables) contains tables showing unweighted and weighted response rates for all four quarters and the combined annual dataset. We summarize results about unweighted response rates for selected domains as follows:

- Regions: Combined response rates across regions range from 19.7 percent for Overseas to 26.4 percent for West (Table G.10).
- Sex: Combined response rate for men is 24.0 percent as compared to 26.8 percent for women. (Table G.4).
- CONUS: Combined response rate for CONUS is 26.1 percent as compared to 18.9 percent for Europe. (Table G.3).
- Catchment areas: Combined response rates across catchment areas range from 13.0 percent for Ft. Drum to 38.6 percent for TRICARE Outpat-Chula Vista. (Table G.7).
- Beneficiary groups by sex: Women respond at a higher rate than men for both Active Duty and Active Duty family members, 22.7 percent versus 19.4 percent and 19.8 percent versus 11.6 percent, respectively. The opposite pattern emerges for retirees, survivors and family members 65 and older. The response rates for retirees less than 65 are 46.2 for men vs 43.3 for women. (Table G.12).
- Beneficiary group by service affiliation (Army, Navy, Air Force, Marine Corps, Coast Guard, Other/Unknown): Among service affiliations, the smallest combined response rate comes from Active Duty in the Marine Corps with 12.1 percent and the largest from beneficiaries over 65 from other/unknown with 80.0 percent (Table G.13).

Other Documents on the 2009 HCSDB

This document is intended for programmers and analysts using the 2009 Adult HCSDB data. The following is a list of other documents that may be requested from the TRICARE Management Activity Office:

- Health Care Survey of DoD Beneficiaries: 2009 Adult Sampling Report
- 2009 Health Care Survey of DoD Beneficiaries: Adult Technical Manual
- 2009 Health Care Survey of DoD Beneficiaries: TRICARE Annual Report

Chapter

2

Survey of Adults

This chapter presents information on the survey administration cycle for the Quarters I-IV, 2009 Adult Health Care Survey of DoD Beneficiaries (HCSDB), with specific details on the survey mailing cycle and the number of surveys received.

A. SURVEY OPERATIONS ACTIVITIES

Operational support for the Health Care Survey of DoD Beneficiaries (HCSDB) involved four mailings to beneficiaries between September 5, 2008 to November 3, 2008 in Quarter I, December 2, 2008 to February 9, 2009 in Quarter II, March 5, 2009 to May 4, 2009 in Quarter III, and June 1, 2009 to July 31, 2009 in Quarter IV.

The mailings include:

1. Pre-Notification Letter – Letter of explanation encouraging participation
2. Questionnaire 1 – The survey
3. Postcard – A reminder to complete the survey and a thank you for completion
4. Questionnaire 2 – The survey, if necessary

The Pre-Notification Letter includes instructions on how to do the survey via the Internet. This change was initiated in Quarter II, 2007. Prior to that, the Internet survey option was first given to the beneficiaries in the letter accompanying the Questionnaire 1 mailing.

A change initiated in Quarter I, 2008 was to send the respondent a double postcard which can be closed with a wafer seal. This enabled Synovate to provide the respondent with their Internet password in order to complete the survey online.

A change initiated in Quarter I, 2009 was that Mathematica emailed Active Duty their prenotification information as well as their reminder postcard information. In addition, Synovate continues to send notification letters and reminder postcards.

B. SAMPLE

The Adult HCSDB is conducted quarterly on a sample of 51,000 beneficiaries.

C. QUESTIONNAIRE VERSION

In Quarters I-II, 2009, Synovate ran a questionnaire test. Half of the sample received a version of the questionnaire with questions in the CAHPS 3.0 format, which is the format used for previous waves. The other half received a version of the questionnaire with questions in the CAHPS 4.0 format. Mathematica selected the respondents to receive each version before they sent the sample file to Synovate. In Quarters III-IV, 2009, all respondents received the questionnaire with questions in the CAHPS 4.0 format.

D. SURVEY PROCESSING

Synovate applies a Bar Code, Control Number (MIQ) and Password to each beneficiary upon receipt of the sample. This system ensures that all data collected is aggregated and available throughout the survey lifecycle. Each of the identifying labels is detailed below:

Barcode

Digit 1 - Quarter Marker (1-4)

Digit 2 - Wave Marker (1-4)

Digit 3 - Study Marker (1=sample, 2=supplemental, 3=child)

Digits 4-8 - Sequential ID#

Control Number (MIQ) - 8-digit unique identifier

Digits 1-7 – Sequential ID #

Digit 8 – Check Digit

Password

Non-sequential 6-digit password (for online response access) – Password is unique across all samples

E. ADDRESSES

The HCSDB is designed so that beneficiaries may receive up to four mailings. Synovate may collect up to seven address changes for each beneficiary in order to maximize the receipt rate for mailing. Addresses from Center for Health Care Strategies, Inc (CHCS) were used starting in Quarter I, 2008.

The first available address in the following order was used for each mailing.

- | | |
|----------------------------|-----------------------------|
| 1. Respondent Updated | 9. Updated Residential |
| 2. USPS Updated | (depending on date in file) |
| 3. National Change of | 10. Updated Sponsor |
| Address (NCOA) | 11. Updated Unit |
| 4. Default - CHCS | 12. Original CHCS |
| 5. Default – Residential | 13. Original Residential |
| 6. Default – Sponsor | 14. Original Sponsor |
| 7. Default - Unit | 15. Original Unit |
| 8. Updated CHCS (depending | |
| on date in file) | |

The origin of the addresses is as follows:

▪ Altarum/DEERS Addresses

In the initial sample file, Altarum provides up to four addresses for each beneficiary. Synovate considers these addresses to be Original CHCS, Original Residential, Original Sponsor and Original Unit.

Altarum also provides updates on each of the four addresses prior to the Questionnaire, Postcard and 2nd Questionnaire mailings. Synovate records these addresses as CHCS Updated, Residential Updated, Sponsor Updated, Unit Updated.

▪ NCOA Address

Upon receipt of the initial sample and prior to the Pre-Notification mailing, Synovate sends the first available address for each beneficiary to a NCOA vendor for updating and hygiene services. The

updated address returned by the vendor is marked as the NCOA address. The definition of “best address” changed in Quarter I, 2009. Synovate compared the date on the Residential address to the date on the CHCS address. The address that had the more current date was sent off for NCOA processing. If the dates were the same or if one/both were missing dates, then the hierarchy of CHCS then Residential would prevail.

- Respondent Address Changes

Respondents were able to report address and status changes via regular mail, telephone, voicemail, fax, and email. Address changes submitted by respondent were considered priority over any other address type.

- Address Correction via USPS

The United States Postal Service provided address corrections on returned mail if available.

- Sample Refreshes

Another change made in Quarter I, 2009 was the use of the sample refreshes sent by Altarum for the first and second questionnaire mailings. Prior to Quarter I, 2009, Synovate used information on recently deceased beneficiaries, information regarding beneficiaries who were no longer in the TRICARE program (nomatch), and any updated addresses for the subsequent mailings. Starting in Quarter I, 2009, Synovate only used the deceased and nomatch information, and did not use any refreshed addresses in order to maintain the integrity of the NCOA address. Addresses that were updated due to the previous address being undeliverable are marked as “Default” (Residential, CHCS, Sponsor, or Unit).

Tables 2.1.1.a-2.1.1.e, 2.1.2.a-2.1.2.c, 2.1.3-2.1.4 give the address breakdown for each mailing by beneficiary category. Tables 2.1.1.a-2.1.2.e for Quarter I, are broken out by total sample, V3 sample versus V4 sample; and Control Group versus Experimental (email) group. Tables 2.1.2.a-2.1.2.c for Quarter II, are broken out by total sample, V3 sample versus V4 sample. Table 2.1.3 for Quarter III and Table 2.1.4 for Quarter IV, show the total sample.

Table 2.1.1.a
Frequency of Address by Beneficiary Category – Total Sample – Quarter I, 2009

TOTAL SAMPLE	Active Duty (ACT)	Dependent of Active Duty (DA)	Guard/ Reserve (GRD)	Dependent of Guard/ Reserve (DGR)	Inactive Guard/ Reserve (IGR)	Dependent of Inactive Guard/ Reserve (IDG)	Retiree (RET)	Dependent of Retiree (DR)	Survivor (DS)	Other (OTH)	Total
PRE-NOTIFICATION LETTER	21155	10631	3896	2590	790	818	4416	4855	626	103	49880
NCOA Updated CHCS	397 0.80%	132 0.26%	64 0.13%	8 0.02%	3 0.01%	0 0.00%	15 0.03%	14 0.03%	1 0.00%	0 0.00%	634 1.27%
Original CHCS	5502 11.03%	1567 3.14%	747 1.50%	87 0.17%	8 0.02%	1 0.00%	746 1.50%	760 1.52%	87 0.17%	4 0.01%	9509 19.06%
NCOA Updated Residence	1240 2.49%	907 1.82%	260 0.52%	207 0.41%	62 0.12%	59 0.12%	122 0.24%	244 0.49%	46 0.09%	11 0.02%	3158 6.33%
Original Residence	13617 27.30%	8006 16.05%	2815 5.64%	2279 4.57%	717 1.44%	757 1.52%	3533 7.08%	3826 7.67%	492 0.99%	86 0.17%	36128 72.43%
NCOA Updated Sponsor	0 0.00%	1 0.00%	0 0.00%	0 0.00%	0 0.00%	1 0.00%	0 0.00%	0 0.00%	0 0.00%	0 0.00%	2 0.00%
Original Sponsor	0 0.00%	18 0.04%	0 0.00%	9 0.02%	0 0.00%	0 0.00%	0 0.00%	11 0.02%	0 0.00%	0 0.00%	38 0.08%
Original Unit	399 0.80%	0 0.00%	10 0.02%	0 0.00%	0 0.00%	0 0.00%	0 0.00%	0 0.00%	0 0.00%	2 0.00%	411 0.82%

Table 2.1.1.a(continued)

TOTAL SAMPLE	Active Duty (ACT)	Dependent of Active Duty (DA)	Guard/ Reserve (GRD)	Dependent of Guard/ Reserve (DGR)	Inactive Guard/ Reserve (IGR)	Dependent of Inactive Guard/ Reserve (IDG)	Retiree (RET)	Dependent of Retiree (DR)	Survivor (DS)	Other (OTH)	Total
QUESTIONNAIRE 1	19441	10208	3610	2503	756	797	4003	4607	594	92	46611
Respondent/ USPS Updated	1 0.00%	0 0.00%	0 0.00%	0 0.00%	0 0.00%	0 0.00%	3 0.01%	1 0.00%	0 0.00%	0 0.00%	5 0.01%
Default CHCS	123 0.26%	242 0.52%	20 0.04%	25 0.05%	6 0.01%	8 0.02%	30 0.06%	42 0.09%	8 0.02%	4 0.01%	508 1.09%
NCOA Updated CHCS	358 0.77%	124 0.27%	59 0.13%	8 0.02%	3 0.01%	0 0.00%	13 0.03%	14 0.03%	1 0.00%	0 0.00%	580 1.24%
Original CHCS	4979 10.68%	1464 3.14%	684 1.47%	79 0.17%	8 0.02%	1 0.00%	638 1.37%	704 1.51%	79 0.17%	4 0.01%	8640 18.54%
Default Residence	15 0.03%	93 0.20%	5 0.01%	40 0.09%	0 0.00%	34 0.07%	21 0.05%	35 0.08%	11 0.02%	0 0.00%	254 0.54%
NCOA Updated Residence	1143 2.45%	857 1.84%	241 0.52%	199 0.43%	59 0.13%	57 0.12%	114 0.24%	224 0.48%	45 0.10%	10 0.02%	2949 6.33%
Original Residence	12369 26.54%	7191 15.43%	2584 5.54%	2092 4.49%	677 1.45%	690 1.48%	3184 6.83%	3514 7.54%	450 0.97%	70 0.15%	32821 70.41%
Default Sponsor	0 0.00%	222 0.48%	0 0.00%	55 0.12%	0 0.00%	6 0.01%	0 0.00%	64 0.14%	0 0.00%	0 0.00%	347 0.74%
NCOA Updated Sponsor	0 0.00%	1 0.00%	0 0.00%	0 0.00%	0 0.00%	1 0.00%	0 0.00%	0 0.00%	0 0.00%	0 0.00%	2 0.00%
Original Sponsor	0 0.00%	14 0.03%	0 0.00%	5 0.01%	0 0.00%	0 0.00%	0 0.00%	9 0.02%	0 0.00%	0 0.00%	28 0.06%
Default Unit	175 0.38%	0 0.00%	16 0.03%	0 0.00%	3 0.01%	0 0.00%	0 0.00%	0 0.00%	0 0.00%	3 0.01%	197 0.42%
Original Unit	278 0.60%	0 0.00%	1 0.00%	0 0.00%	0 0.00%	0 0.00%	0 0.00%	0 0.00%	0 0.00%	1 0.00%	280 0.60%

Table 2.1.1.a (continued)

TOTAL SAMPLE	Active Duty (ACT)	Dependent of Active Duty (DA)	Guard/ Reserve (GRD)	Dependent of Guard/ Reserve (DGR)	Inactive Guard/ Reserve (IGR)	Dependent of Inactive Guard/ Reserve (IDG)	Retiree (RET)	Dependent of Retiree (DR)	Survivor (DS)	Other (OTH)	Total
REMINDER POSTCARD	18817	10157	3485	2494	731	795	3953	4560	589	92	45673
Respondent/ USPS Updated	1 0.00%	0 0.00%	0 0.00%	0 0.00%	0 0.00%	0 0.00%	3 0.01%	1 0.00%	0 0.00%	0 0.00%	5 0.01%
Default CHCS	123 0.27%	242 0.53%	20 0.04%	25 0.05%	6 0.01%	8 0.02%	30 0.07%	42 0.09%	8 0.02%	4 0.01%	508 1.11%
NCOA Updated CHCS	348 0.76%	124 0.27%	58 0.13%	8 0.02%	2 0.00%	0 0.00%	13 0.03%	14 0.03%	1 0.00%	0 0.00%	568 1.24%
Original CHCS	4795 10.50%	1453 3.18%	662 1.45%	78 0.17%	8 0.02%	1 0.00%	628 1.37%	697 1.53%	79 0.17%	4 0.01%	8405 18.40%
Default Residence	15 0.03%	93 0.20%	5 0.01%	40 0.09%	0 0.00%	34 0.07%	21 0.05%	35 0.08%	11 0.02%	0 0.00%	254 0.56%
NCOA Updated Residence	1106 2.42%	850 1.86%	232 0.51%	199 0.44%	59 0.13%	57 0.12%	114 0.25%	222 0.49%	45 0.10%	10 0.02%	2894 6.34%
Original Residence	11977 26.22%	7158 15.67%	2491 5.45%	2084 4.56%	653 1.43%	688 1.51%	3144 6.88%	3476 7.61%	445 0.97%	70 0.15%	32186 70.47%
Default Sponsor	0 0.00%	222 0.49%	0 0.00%	55 0.12%	0 0.00%	6 0.01%	0 0.00%	64 0.14%	0 0.00%	0 0.00%	347 0.76%
NCOA Updated Sponsor	0 0.00%	1 0.00%	0 0.00%	0 0.00%	0 0.00%	1 0.00%	0 0.00%	0 0.00%	0 0.00%	0 0.00%	2 0.00%
Original Sponsor	0 0.00%	14 0.03%	0 0.00%	5 0.01%	0 0.00%	0 0.00%	0 0.00%	9 0.02%	0 0.00%	0 0.00%	28 0.06%
Default Unit	175 0.38%	0 0.00%	16 0.04%	0 0.00%	3 0.01%	0 0.00%	0 0.00%	0 0.00%	0 0.00%	3 0.01%	197 0.43%
Original Unit	277 0.61%	0 0.00%	1 0.00%	0 0.00%	0 0.00%	0 0.00%	0 0.00%	0 0.00%	0 0.00%	1 0.00%	279 0.61%

Table 2.1.1.a (continued)

TOTAL SAMPLE	Active Duty (ACT)	Dependent of Active Duty (DA)	Guard/ Reserve (GRD)	Dependent of Guard/ Reserve (DGR)	Inactive Guard/ Reserve (IGR)	Dependent of Inactive Guard/ Reserve (IDG)	Retiree (RET)	Dependent of Retiree (DR)	Survivor (DS)	Other (OTH)	Total
QUESTIONNAIRE 2	17234	9699	3190	2381	686	756	3394	4082	490	84	41996
Respondent/ USPS Updated	12 0.03%	3 0.01%	1 0.00%	0 0.00%	1 0.00%	0 0.00%	4 0.01%	1 0.00%	0 0.00%	0 0.00%	22 0.05%
Default CHCS	1108 2.64%	265 0.63%	169 0.40%	26 0.06%	34 0.08%	2 0.00%	23 0.05%	48 0.11%	1 0.00%	5 0.01%	1681 4.00%
NCOA Updated CHCS	323 0.77%	119 0.28%	49 0.12%	8 0.02%	2 0.00%	0 0.00%	10 0.02%	12 0.03%	1 0.00%	0 0.00%	524 1.25%
Original CHCS	3824 9.11%	1357 3.23%	545 1.30%	71 0.17%	8 0.02%	1 0.00%	530 1.26%	598 1.42%	65 0.15%	3 0.01%	7002 16.67%
Default Residence	302 0.72%	441 1.05%	43 0.10%	81 0.19%	14 0.03%	23 0.05%	43 0.10%	126 0.30%	17 0.04%	5 0.01%	1095 2.61%
NCOA Updated Residence	1011 2.41%	817 1.95%	218 0.52%	191 0.45%	53 0.13%	56 0.13%	102 0.24%	200 0.48%	40 0.10%	10 0.02%	2698 6.42%
Original Residence	9863 23.49%	6496 15.47%	2117 5.04%	1959 4.66%	562 1.34%	642 1.53%	2862 6.39%	3012 7.17%	366 0.87%	60 0.14%	27759 66.10%
Default Sponsor	0 0.00%	191 0.45%	0 0.00%	41 0.10%	0 0.00%	31 0.07%	0 0.00%	76 0.18%	0 0.00%	0 0.00%	339 0.81%
NCOA Updated Sponsor	0 0.00%	1 0.00%	0 0.00%	0 0.00%	0 0.00%	1 0.00%	0 0.00%	0 0.00%	0 0.00%	0 0.00%	2 0.00%
Original Sponsor	0 0.00%	9 0.02%	0 0.00%	4 0.01%	0 0.00%	0 0.00%	0 0.00%	9 0.02%	0 0.00%	0 0.00%	22 0.05%
Default Unit	687 1.64%	0 0.00%	48 0.11%	0 0.00%	12 0.03%	0 0.00%	0 0.00%	0 0.00%	0 0.00%	1 0.00%	748 1.78%
Original Unit	104 0.25%	0 0.00%	0 0.00%	0 0.00%	0 0.00%	0 0.00%	0 0.00%	0 0.00%	0 0.00%	0 0.00%	104 0.25%

Table 2.1.1.b
Frequency of Address by Beneficiary Category – V3 Sample – Quarter I, 2009

V3 SAMPLE	Active Duty (ACT)	Dependent of Active Duty (DA)	Guard/ Reserve (GRD)	Dependent of Guard/ Reserve (DGR)	Inactive Guard/ Reserve (IGR)	Dependent of Inactive Guard/ Reserve (IDG)	Retiree (RET)	Dependent of Retiree (DR)	Survivor (DS)	Other (OTH)	Total
PRE-NOTIFICATION LETTER	10536	5332	1990	1292	394	393	2246	2373	321	66	24943
NCOA Updated CHCS	198 0.79%	56 0.22%	31 0.12%	5 0.02%	2 0.01%	0 0.00%	7 0.03%	9 0.04%	0 0.00%	0 0.00%	308 1.23%
Original CHCS	2767 11.09%	812 3.26%	394 1.58%	31 0.12%	2 0.01%	1 0.00%	382 1.53%	359 1.44%	47 0.19%	3 0.01%	4798 19.24%
NCOA Updated Residence	649 2.60%	439 1.76%	145 0.58%	106 0.42%	35 0.14%	30 0.12%	63 0.25%	116 0.47%	20 0.08%	7 0.03%	1610 6.45%
Original Residence	6728 26.97%	4015 16.10%	1415 5.67%	1144 4.59%	355 1.42%	362 1.45%	1794 7.19%	1883 7.55%	254 1.02%	55 0.22%	18005 72.18%
NCOA Updated Sponsor	0 0.00%	1 0.00%	0 0.00%	0 0.00%	0 0.00%	0 0.00%	0 0.00%	0 0.00%	0 0.00%	0 0.00%	1 0.00%
Original Sponsor	0 0.00%	9 0.04%	0 0.00%	6 0.02%	0 0.00%	0 0.00%	0 0.00%	6 0.02%	0 0.00%	0 0.00%	21 0.08%
Original Unit	194 0.78%	0 0.00%	5 0.02%	0 0.00%	0 0.00%	0 0.00%	0 0.00%	0 0.00%	0 0.00%	1 0.00%	200 0.80%

Table 2.1.1.b(continued)

V3 SAMPLE	Active Duty (ACT)	Dependent of Active Duty (DA)	Guard/ Reserve (GRD)	Dependent of Guard/ Reserve (DGR)	Inactive Guard/ Reserve (IGR)	Dependent of Inactive Guard/ Reserve (IDG)	Retiree (RET)	Dependent of Retiree (DR)	Survivor (DS)	Other (OTH)	Total
QUESTIONNAIRE 1	9696	5137	1850	1251	375	377	2036	2245	305	57	23329
Respondent/ USPS Updated	1 0.00%	0 0.00%	0 0.00%	0 0.00%	0 0.00%	0 0.00%	3 0.01%	0 0.00%	0 0.00%	0 0.00%	4 0.02%
Default CHCS	60 0.26%	125 0.54%	9 0.04%	13 0.06%	4 0.02%	3 0.01%	18 0.08%	23 0.10%	6 0.03%	1 0.00%	262 1.12%
NCOA Updated CHCS	179 0.77%	53 0.23%	28 0.12%	5 0.02%	2 0.01%	0 0.00%	5 0.02%	9 0.04%	0 0.00%	0 0.00%	281 1.20%
Original CHCS	2521 10.81%	765 3.28%	366 1.57%	27 0.12%	2 0.01%	1 0.00%	327 1.40%	331 1.42%	41 0.18%	3 0.01%	4384 18.79%
Default Residence	8 0.03%	41 0.18%	3 0.01%	16 0.07%	0 0.00%	15 0.06%	11 0.05%	13 0.06%	3 0.01%	0 0.00%	110 0.47%
NCOA Updated Residence	605 2.59%	412 1.77%	136 0.58%	104 0.45%	33 0.14%	28 0.12%	59 0.25%	106 0.45%	20 0.09%	6 0.03%	1509 6.47%
Original Residence	6098 26.14%	3630 15.56%	1299 5.57%	1054 4.52%	331 1.42%	327 1.40%	1613 6.91%	1718 7.36%	235 1.01%	44 0.19%	16349 70.08%
Default Sponsor	0 0.00%	103 0.44%	0 0.00%	28 0.12%	0 0.00%	3 0.01%	0 0.00%	40 0.17%	0 0.00%	0 0.00%	174 0.75%
NCOA Updated Sponsor	0 0.00%	1 0.00%	0 0.00%	0 0.00%	0 0.00%	0 0.00%	0 0.00%	0 0.00%	0 0.00%	0 0.00%	1 0.00%
Original Sponsor	0 0.00%	7 0.03%	0 0.00%	4 0.02%	0 0.00%	0 0.00%	0 0.00%	5 0.02%	0 0.00%	0 0.00%	16 0.07%
Default Unit	86 0.37%	0 0.00%	9 0.04%	0 0.00%	3 0.01%	0 0.00%	0 0.00%	0 0.00%	0 0.00%	2 0.01%	100 0.43%
Original Unit	138 0.59%	0 0.00%	0 0.00%	0 0.00%	0 0.00%	0 0.00%	0 0.00%	0 0.00%	0 0.00%	1 0.00%	139 0.60%

Table 2.1.1.b(continued)

V3 SAMPLE	Active Duty (ACT)	Dependent of Active Duty (DA)	Guard/ Reserve (GRD)	Dependent of Guard/ Reserve (DGR)	Inactive Guard/ Reserve (IGR)	Dependent of Inactive Guard/ Reserve (IDG)	Retiree (RET)	Dependent of Retiree (DR)	Survivor (DS)	Other (OTH)	Total
REMINDER POSTCARD	9382	5107	1784	1245	359	377	2015	2228	304	57	22858
Respondent/ USPS Updated	1 0.00%	0 0.00%	0 0.00%	0 0.00%	0 0.00%	0 0.00%	3 0.01%	0 0.00%	0 0.00%	0 0.00%	4 0.02%
Default CHCS	60 0.26%	125 0.55%	9 0.04%	13 0.06%	4 0.02%	3 0.01%	18 0.08%	23 0.10%	6 0.03%	1 0.00%	262 1.15%
NCOA Updated CHCS	174 0.76%	53 0.23%	27 0.12%	5 0.02%	1 0.00%	0 0.00%	5 0.02%	9 0.04%	0 0.00%	0 0.00%	274 1.20%
Original CHCS	2445 10.70%	758 3.32%	357 1.56%	26 0.11%	2 0.01%	1 0.00%	324 1.42%	329 1.44%	41 0.18%	3 0.01%	4286 18.75%
Default Residence	8 0.03%	41 0.18%	3 0.01%	16 0.07%	0 0.00%	15 0.07%	11 0.05%	13 0.06%	3 0.01%	0 0.00%	110 0.48%
NCOA Updated Residence	582 2.55%	409 1.79%	128 0.56%	104 0.45%	33 0.14%	28 0.12%	59 0.26%	106 0.46%	20 0.09%	6 0.03%	1475 6.45%
Original Residence	5888 25.76%	3610 15.79%	1251 5.47%	1049 4.59%	316 1.38%	327 1.43%	1595 6.98%	1703 7.45%	234 1.02%	44 0.19%	16017 70.07%
Default Sponsor	0 0.00%	103 0.45%	0 0.00%	28 0.12%	0 0.00%	3 0.01%	0 0.00%	40 0.17%	0 0.00%	0 0.00%	174 0.76%
NCOA Updated Sponsor	0 0.00%	1 0.00%	0 0.00%	0 0.00%	0 0.00%	0 0.00%	0 0.00%	0 0.00%	0 0.00%	0 0.00%	1 0.00%
Original Sponsor	0 0.00%	7 0.03%	0 0.00%	4 0.02%	0 0.00%	0 0.00%	0 0.00%	5 0.02%	0 0.00%	0 0.00%	16 0.07%
Default Unit	86 0.38%	0 0.00%	9 0.04%	0 0.00%	3 0.01%	0 0.00%	0 0.00%	0 0.00%	0 0.00%	2 0.01%	100 0.44%
Original Unit	138 0.60%	0 0.00%	0 0.00%	0 0.00%	0 0.00%	0 0.00%	0 0.00%	0 0.00%	0 0.00%	1 0.00%	139 0.61%

Table 2.1.1.b (continued)

V3 SAMPLE	Active Duty (ACT)	Dependent of Active Duty (DA)	Guard/ Reserve (GRD)	Dependent of Guard/ Reserve (DGR)	Inactive Guard/ Reserve (IGR)	Dependent of Inactive Guard/ Reserve (IDG)	Retiree (RET)	Dependent of Retiree (DR)	Survivor (DS)	Other (OTH)	Total
QUESTIONNAIRE 2	8593	4868	1636	1183	335	354	1722	1976	257	52	20976
Respondent/ USPS Updated	7 0.03%	2 0.01%	1 0.00%	0 0.00%	1 0.00%	0 0.00%	2 0.01%	0 0.00%	0 0.00%	0 0.00%	13 0.06%
Default CHCS	588 2.80%	128 0.61%	91 0.43%	11 0.05%	15 0.07%	1 0.00%	8 0.04%	32 0.15%	0 0.00%	4 0.02%	878 4.19%
NCOA Updated CHCS	158 0.75%	50 0.24%	23 0.11%	5 0.02%	1 0.00%	0 0.00%	5 0.02%	7 0.03%	0 0.00%	0 0.00%	249 1.19%
Original CHCS	1923 9.17%	711 3.39%	300 1.43%	21 0.10%	2 0.01%	1 0.00%	278 1.33%	276 1.32%	36 0.17%	2 0.01%	3550 16.92%
Default Residence	154 0.73%	226 1.08%	24 0.11%	40 0.19%	11 0.05%	11 0.05%	19 0.09%	72 0.34%	10 0.05%	2 0.01%	569 2.71%
NCOA Updated Residence	531 2.53%	394 1.88%	120 0.57%	99 0.47%	27 0.13%	27 0.13%	52 0.25%	95 0.45%	17 0.08%	6 0.03%	1368 6.52%
Original Residence	4845 23.10%	3256 15.52%	1047 4.99%	982 4.68%	269 1.28%	304 1.45%	1358 6.47%	1464 6.98%	194 0.92%	38 0.18%	13757 65.58%
Default Sponsor	0 0.00%	96 0.46%	0 0.00%	21 0.10%	0 0.00%	10 0.05%	0 0.00%	25 0.12%	0 0.00%	0 0.00%	152 0.72%
NCOA Updated Sponsor	0 0.00%	1 0.00%	0 0.00%	0 0.00%	0 0.00%	0 0.00%	0 0.00%	0 0.00%	0 0.00%	0 0.00%	1 0.00%
Original Sponsor	0 0.00%	4 0.02%	0 0.00%	4 0.02%	0 0.00%	0 0.00%	0 0.00%	5 0.02%	0 0.00%	0 0.00%	13 0.06%
Default Unit	327 1.56%	0 0.00%	30 0.14%	0 0.00%	9 0.04%	0 0.00%	0 0.00%	0 0.00%	0 0.00%	0 0.00%	366 1.74%
Original Unit	60 0.29%	0 0.00%	0 0.00%	0 0.00%	0 0.00%	0 0.00%	0 0.00%	0 0.00%	0 0.00%	0 0.00%	60 0.29%

Table 2.1.1.c
Frequency of Address by Beneficiary Category – V4 Sample – Quarter I, 2009

V4 SAMPLE	Active Duty (ACT)	Dependent of Active Duty (DA)	Guard/ Reserve (GRD)	Dependent of Guard/ Reserve (DGR)	Inactive Guard/ Reserve (IGR)	Dependent of Inactive Guard/ Reserve (IDG)	Retiree (RET)	Dependent of Retiree (DR)	Survivor (DS)	Other (OTH)	Total
PRE-NOTIFICATION LETTER	10619	5299	1906	1298	396	425	2170	2482	305	37	24937
NCOA Updated CHCS	199 0.80%	76 0.30%	33 0.13%	3 0.01%	1 0.00%	0 0.00%	8 0.03%	5 0.02%	1 0.00%	0 0.00%	326 1.31%
Original CHCS	2735 10.97%	755 3.03%	353 1.42%	56 0.22%	6 0.02%	0 0.00%	364 1.46%	401 1.61%	40 0.16%	1 0.00%	4711 18.89%
NCOA Updated Residence	591 2.37%	468 1.88%	115 0.46%	101 0.41%	27 0.11%	29 0.12%	59 0.24%	128 0.51%	26 0.10%	4 0.02%	1548 6.21%
Original Residence	6889 27.63%	3991 16.00%	1400 5.61%	1135 4.55%	362 1.45%	395 1.58%	1739 6.97%	1943 7.79%	238 0.95%	31 0.12%	18123 72.68%
NCOA Updated Sponsor	0 0.00%	0 0.00%	0 0.00%	0 0.00%	0 0.00%	1 0.00%	0 0.00%	0 0.00%	0 0.00%	0 0.00%	1 0.00%
Original Sponsor	0 0.00%	9 0.04%	0 0.00%	3 0.01%	0 0.00%	0 0.00%	0 0.00%	5 0.02%	0 0.00%	0 0.00%	17 0.07%
Original Unit	205 0.82%	0 0.00%	5 0.02%	0 0.00%	0 0.00%	0 0.00%	0 0.00%	0 0.00%	0 0.00%	1 0.00%	211 0.85%

Table 2.1.1.c (continued)

V4 SAMPLE	Active Duty (ACT)	Dependent of Active Duty (DA)	Guard/ Reserve (GRD)	Dependent of Guard/ Reserve (DGR)	Inactive Guard/ Reserve (IGR)	Dependent of Inactive Guard/ Reserve (IDG)	Retiree (RET)	Dependent of Retiree (DR)	Survivor (DS)	Other (OTH)	Total
QUESTIONNAIRE 1	9745	5071	1760	1252	381	420	1967	2362	289	35	23282
Respondent/ USPS Updated	0 0.00%	0 0.00%	0 0.00%	0 0.00%	0 0.00%	0 0.00%	0 0.00%	1 0.00%	0 0.00%	0 0.00%	1 0.00%
Default CHCS	63 0.27%	117 0.50%	11 0.05%	12 0.05%	2 0.01%	5 0.02%	12 0.05%	19 0.08%	2 0.01%	3 0.01%	246 1.06%
NCOA Updated CHCS	179 0.77%	71 0.30%	31 0.13%	3 0.01%	1 0.00%	0 0.00%	8 0.03%	5 0.02%	1 0.00%	0 0.00%	299 1.28%
Original CHCS	2458 10.56%	699 3.00%	318 1.37%	52 0.22%	6 0.03%	0 0.00%	311 1.34%	373 1.60%	38 0.16%	1 0.00%	4256 18.28%
Default Residence	7 0.03%	52 0.22%	2 0.01%	24 0.10%	0 0.00%	19 0.08%	10 0.04%	22 0.09%	8 0.03%	0 0.00%	144 0.62%
NCOA Updated Residence	538 2.31%	445 1.91%	105 0.45%	95 0.41%	26 0.11%	29 0.12%	55 0.24%	118 0.51%	25 0.11%	4 0.02%	1440 6.19%
Original Residence	6271 26.93%	3561 15.30%	1285 5.52%	1038 4.46%	346 1.49%	363 1.56%	1571 6.75%	1796 7.71%	215 0.92%	26 0.11%	16472 70.75%
Default Sponsor	0 0.00%	119 0.51%	0 0.00%	27 0.12%	0 0.00%	3 0.01%	0 0.00%	24 0.10%	0 0.00%	0 0.00%	173 0.74%
NCOA Updated Sponsor	0 0.00%	0 0.00%	0 0.00%	0 0.00%	0 0.00%	1 0.00%	0 0.00%	0 0.00%	0 0.00%	0 0.00%	1 0.00%
Original Sponsor	0 0.00%	7 0.03%	0 0.00%	1 0.00%	0 0.00%	0 0.00%	0 0.00%	4 0.02%	0 0.00%	0 0.00%	12 0.05%
Default Unit	89 0.38%	0 0.00%	7 0.03%	0 0.00%	0 0.00%	0 0.00%	0 0.00%	0 0.00%	0 0.00%	1 0.00%	97 0.42%
Original Unit	140 0.60%	0 0.00%	1 0.00%	0 0.00%	0 0.00%	0 0.00%	0 0.00%	0 0.00%	0 0.00%	0 0.00%	141 0.61%

Table 2.1.1.c (continued)

V4 SAMPLE	Active Duty (ACT)	Dependent of Active Duty (DA)	Guard/ Reserve (GRD)	Dependent of Guard/ Reserve (DGR)	Inactive Guard/ Reserve (IGR)	Dependent of Inactive Guard/ Reserve (IDG)	Retiree (RET)	Dependent of Retiree (DR)	Survivor (DS)	Other (OTH)	Total
REMINDER POSTCARD	9435	5050	1701	1249	372	418	1938	2332	285	35	22815
Respondent/ USPS Updated	0 0.00%	0 0.00%	0 0.00%	0 0.00%	0 0.00%	0 0.00%	0 0.00%	1 0.00%	0 0.00%	0 0.00%	1 0.00%
Default CHCS	63 0.28%	117 0.51%	11 0.05%	12 0.05%	2 0.01%	5 0.02%	12 0.05%	19 0.08%	2 0.01%	3 0.01%	246 1.08%
NCOA Updated CHCS	174 0.76%	71 0.31%	31 0.14%	3 0.01%	1 0.00%	0 0.00%	8 0.04%	5 0.02%	1 0.00%	0 0.00%	294 1.29%
Original CHCS	2350 10.30%	695 3.05%	305 1.34%	52 0.23%	6 0.03%	0 0.00%	304 1.33%	368 1.61%	38 0.17%	1 0.00%	4119 18.05%
Default Residence	7 0.03%	52 0.23%	2 0.01%	24 0.11%	0 0.00%	19 0.08%	10 0.04%	22 0.10%	8 0.04%	0 0.00%	144 0.63%
NCOA Updated Residence	524 2.30%	441 1.93%	104 0.46%	95 0.42%	26 0.11%	29 0.13%	55 0.24%	116 0.51%	25 0.11%	4 0.02%	1419 6.22%
Original Residence	6089 26.69%	3548 15.55%	1240 5.44%	1035 4.54%	337 1.48%	361 1.58%	1549 6.79%	1773 7.77%	211 0.92%	26 0.11%	16169 70.87%
Default Sponsor	0 0.00%	119 0.52%	0 0.00%	27 0.12%	0 0.00%	3 0.01%	0 0.00%	24 0.11%	0 0.00%	0 0.00%	173 0.76%
NCOA Updated Sponsor	0 0.00%	0 0.00%	0 0.00%	0 0.00%	0 0.00%	1 0.00%	0 0.00%	0 0.00%	0 0.00%	0 0.00%	1 0.00%
Original Sponsor	0 0.00%	7 0.03%	0 0.00%	1 0.00%	0 0.00%	0 0.00%	0 0.00%	4 0.02%	0 0.00%	0 0.00%	12 0.05%
Default Unit	89 0.39%	0 0.00%	7 0.03%	0 0.00%	0 0.00%	0 0.00%	0 0.00%	0 0.00%	0 0.00%	1 0.00%	97 0.43%
Original Unit	139 0.61%	0 0.00%	1 0.00%	0 0.00%	0 0.00%	0 0.00%	0 0.00%	0 0.00%	0 0.00%	0 0.00%	140 0.61%

Table 2.1.1.c (continued)

V4 SAMPLE	Active Duty (ACT)	Dependent of Active Duty (DA)	Guard/ Reserve (GRD)	Dependent of Guard/ Reserve (DGR)	Inactive Guard/ Reserve (IGR)	Dependent of Inactive Guard/ Reserve (IDG)	Retiree (RET)	Dependent of Retiree (DR)	Survivor (DS)	Other (OTH)	Total
QUESTIONNAIRE 2	8641	4831	1554	1198	351	402	1672	2106	233	32	21020
Respondent/ USPS Updated	5 0.02%	1 0.00%	0 0.00%	0 0.00%	0 0.00%	0 0.00%	2 0.01%	1 0.00%	0 0.00%	0 0.00%	9 0.04%
Default CHCS	520 2.47%	137 0.65%	78 0.37%	15 0.07%	19 0.09%	1 0.00%	15 0.07%	16 0.08%	1 0.00%	1 0.00%	803 3.82%
NCOA Updated CHCS	165 0.78%	69 0.33%	26 0.12%	3 0.01%	1 0.00%	0 0.00%	5 0.02%	5 0.02%	1 0.00%	0 0.00%	275 1.31%
Original CHCS	1901 9.04%	646 3.07%	245 1.17%	50 0.24%	6 0.03%	0 0.00%	252 1.20%	322 1.53%	29 0.14%	1 0.00%	3452 16.42%
Default Residence	148 0.70%	215 1.02%	19 0.09%	41 0.20%	3 0.01%	12 0.06%	24 0.11%	54 0.26%	7 0.03%	3 0.01%	526 2.50%
NCOA Updated Residence	480 2.28%	423 2.01%	98 0.47%	92 0.44%	26 0.12%	29 0.14%	50 0.24%	105 0.50%	23 0.11%	4 0.02%	1330 6.33%
Original Residence	5018 23.87%	3240 15.41%	1070 5.09%	977 4.65%	293 1.39%	338 1.61%	1324 6.30%	1548 7.36%	172 0.82%	22 0.10%	14002 66.61%
Default Sponsor	0 0.00%	95 0.45%	0 0.00%	20 0.10%	0 0.00%	21 0.10%	0 0.00%	51 0.24%	0 0.00%	0 0.00%	187 0.89%
NCOA Updated Sponsor	0 0.00%	0 0.00%	0 0.00%	0 0.00%	0 0.00%	1 0.00%	0 0.00%	0 0.00%	0 0.00%	0 0.00%	1 0.00%
Original Sponsor	0 0.00%	5 0.02%	0 0.00%	0 0.00%	0 0.00%	0 0.00%	0 0.00%	4 0.02%	0 0.00%	0 0.00%	9 0.04%
Default Unit	360 1.71%	0 0.00%	18 0.09%	0 0.00%	3 0.01%	0 0.00%	0 0.00%	0 0.00%	0 0.00%	1 0.00%	382 1.82%
Original Unit	44 0.21%	0 0.00%	0 0.00%	0 0.00%	0 0.00%	0 0.00%	0 0.00%	0 0.00%	0 0.00%	0 0.00%	44 0.21%

Table 2.1.1.d
Frequency of Address by Beneficiary Category – Control Group (not emailed) Sample – Quarter I, 2009

CONTROL GROUP SAMPLE	Active Duty (ACT)	Dependent of Active Duty (DA)	Guard/ Reserve (GRD)	Dependent of Guard/ Reserve (DGR)	Inactive Guard/ Reserve (IGR)	Dependent of Inactive Guard/ Reserve (IDG)	Retiree (RET)	Dependent of Retiree (DR)	Survivor (DS)	Other (OTH)	Total
PRE-NOTIFICATION LETTER	1947	10631	542	2590	91	818	4416	4855	626	103	26619
NCOA Updated CHCS	17 0.06%	132 0.50%	10 0.04%	8 0.03%	0 0.00%	0 0.00%	15 0.06%	14 0.05%	1 0.00%	0 0.00%	197 0.74%
Original CHCS	402 1.51%	1567 5.89%	109 0.41%	87 0.33%	1 0.00%	1 0.00%	746 2.80%	760 2.86%	87 0.33%	4 0.02%	3764 14.14%
NCOA Updated Residence	88 0.33%	907 3.41%	39 0.15%	207 0.78%	6 0.02%	59 0.22%	122 0.46%	244 0.92%	46 0.17%	11 0.04%	1729 6.50%
Original Residence	1149 4.32%	8006 30.08%	375 1.41%	2279 8.56%	84 0.32%	757 2.84%	3533 13.27%	3826 14.37%	492 1.85%	86 0.32%	20587 77.34%
NCOA Updated Sponsor	0 0.00%	1 0.00%	0 0.00%	0 0.00%	0 0.00%	1 0.00%	0 0.00%	0 0.00%	0 0.00%	0 0.00%	2 0.01%
Original Sponsor	0 0.00%	18 0.07%	0 0.00%	9 0.03%	0 0.00%	0 0.00%	0 0.00%	11 0.04%	0 0.00%	0 0.00%	38 0.14%
Original Unit	291 1.09%	0 0.00%	9 0.03%	0 0.00%	0 0.00%	0 0.00%	0 0.00%	0 0.00%	0 0.00%	2 0.01%	302 1.13%

Table 2.1.1.d (continued)

CONTROL GROUP SAMPLE	Active Duty (ACT)	Dependent of Active Duty (DA)	Guard/ Reserve (GRD)	Dependent of Guard/ Reserve (DGR)	Inactive Guard/ Reserve (IGR)	Dependent of Inactive Guard/ Reserve (IDG)	Retiree (RET)	Dependent of Retiree (DR)	Survivor (DS)	Other (OTH)	Total
QUESTIONNAIRE 1	1841	10208	522	2503	84	797	4003	4607	594	92	25251
Respondent/ USPS Update	1 0.00%	0 0.00%	0 0.00%	0 0.00%	0 0.00%	0 0.00%	3 0.01%	1 0.00%	0 0.00%	0 0.00%	5 0.02%
Default CHCS	123 0.49%	242 0.96%	20 0.08%	25 0.10%	6 0.02%	8 0.03%	30 0.12%	42 0.17%	8 0.03%	4 0.02%	508 2.01%
NCOA Updated CHCS	13 0.05%	124 0.49%	8 0.03%	8 0.03%	0 0.00%	0 0.00%	13 0.05%	14 0.06%	1 0.00%	0 0.00%	181 0.72%
Original CHCS	332 1.31%	1464 5.80%	95 0.38%	79 0.31%	1 0.00%	1 0.00%	638 2.53%	704 2.79%	79 0.31%	4 0.02%	3397 13.45%
Default Residence	15 0.06%	93 0.37%	5 0.02%	40 0.16%	0 0.00%	34 0.13%	21 0.08%	35 0.14%	11 0.04%	0 0.00%	254 1.01%
NCOA Updated Residence	77 0.30%	857 3.39%	36 0.14%	199 0.79%	4 0.02%	57 0.23%	114 0.45%	224 0.89%	45 0.18%	10 0.04%	1623 6.43%
Original Residence	934 3.70%	7191 28.48%	342 1.35%	2092 8.28%	70 0.28%	690 2.73%	3184 12.61%	3514 13.92%	450 1.78%	70 0.28%	18537 73.41%
Default Sponsor	0 0.00%	222 0.88%	0 0.00%	55 0.22%	0 0.00%	6 0.02%	0 0.00%	64 0.25%	0 0.00%	0 0.00%	347 1.37%
NCOA Updated Sponsor	0 0.00%	1 0.00%	0 0.00%	0 0.00%	0 0.00%	1 0.00%	0 0.00%	0 0.00%	0 0.00%	0 0.00%	2 0.01%
Original Sponsor	0 0.00%	14 0.06%	0 0.00%	5 0.02%	0 0.00%	0 0.00%	0 0.00%	9 0.04%	0 0.00%	0 0.00%	28 0.11%
Default Unit	175 0.69%	0 0.00%	16 0.06%	0 0.00%	3 0.01%	0 0.00%	0 0.00%	0 0.00%	0 0.00%	3 0.01%	197 0.78%
Original Unit	171 0.68%	0 0.00%	0 0.00%	0 0.00%	0 0.00%	0 0.00%	0 0.00%	0 0.00%	0 0.00%	1 0.00%	172 0.68%

Table 2.1.1.d (continued)

CONTROL GROUP SAMPLE	Active Duty (ACT)	Dependent of Active Duty (DA)	Guard/ Reserve (GRD)	Dependent of Guard/ Reserve (DGR)	Inactive Guard/ Reserve (IGR)	Dependent of Inactive Guard/ Reserve (IDG)	Retiree (RET)	Dependent of Retiree (DR)	Survivor (DS)	Other (OTH)	Total
REMINDER POSTCARD	1832	10157	522	2494	83	795	3953	4560	589	92	25077
Respondent/ USPS Update	1 0.00%	0 0.00%	0 0.00%	0 0.00%	0 0.00%	0 0.00%	3 0.01%	1 0.00%	0 0.00%	0 0.00%	5 0.02%
Default CHCS	123 0.49%	242 0.97%	20 0.08%	25 0.10%	6 0.02%	8 0.03%	30 0.12%	42 0.17%	8 0.03%	4 0.02%	508 2.03%
NCOA Updated CHCS	13 0.05%	124 0.49%	8 0.03%	8 0.03%	0 0.00%	0 0.00%	13 0.05%	14 0.06%	1 0.00%	0 0.00%	181 0.72%
Original CHCS	326 1.30%	1453 5.79%	95 0.38%	78 0.31%	1 0.00%	1 0.00%	628 2.50%	697 2.78%	79 0.32%	4 0.02%	3362 13.41%
Default Residence	15 0.06%	93 0.37%	5 0.02%	40 0.16%	0 0.00%	34 0.14%	21 0.08%	35 0.14%	11 0.04%	0 0.00%	254 1.01%
NCOA Updated Residence	76 0.30%	850 3.39%	36 0.14%	199 0.79%	4 0.02%	57 0.23%	114 0.45%	222 0.89%	45 0.18%	10 0.04%	1613 6.43%
Original Residence	932 3.72%	7158 28.54%	342 1.36%	2084 8.31%	69 0.28%	688 2.74%	3144 12.54%	3476 13.86%	445 1.77%	70 0.28%	18408 73.41%
Default Sponsor	0 0.00%	222 0.89%	0 0.00%	55 0.22%	0 0.00%	6 0.02%	0 0.00%	64 0.26%	0 0.00%	0 0.00%	347 1.38%
NCOA Updated Sponsor	0 0.00%	1 0.00%	0 0.00%	0 0.00%	0 0.00%	1 0.00%	0 0.00%	0 0.00%	0 0.00%	0 0.00%	2 0.01%
Original Sponsor	0 0.00%	14 0.06%	0 0.00%	5 0.02%	0 0.00%	0 0.00%	0 0.00%	9 0.04%	0 0.00%	0 0.00%	28 0.11%
Default Unit	175 0.70%	0 0.00%	16 0.06%	0 0.00%	3 0.01%	0 0.00%	0 0.00%	0 0.00%	0 0.00%	3 0.01%	197 0.79%
Original Unit	171 0.68%	0 0.00%	0 0.00%	0 0.00%	0 0.00%	0 0.00%	0 0.00%	0 0.00%	0 0.00%	1 0.00%	172 0.69%

Table 2.1.1.d (continued)

CONTROL GROUP SAMPLE	Active Duty (ACT)	Dependent of Active Duty (DA)	Guard/ Reserve (GRD)	Dependent of Guard/ Reserve (DGR)	Inactive Guard/ Reserve (IGR)	Dependent of Inactive Guard/ Reserve (IDG)	Retiree (RET)	Dependent of Retiree (DR)	Survivor (DS)	Other (OTH)	Total
QUESTIONNAIRE 2	1615	9699	494	2381	82	756	3394	4082	490	84	23077
Respondent/ USPS Update	2 0.01%	3 0.01%	0 0.00%	0 0.00%	0 0.00%	0 0.00%	4 0.02%	1 0.00%	0 0.00%	0 0.00%	10 0.04%
Default CHCS	163 0.71%	265 1.15%	18 0.08%	26 0.11%	3 0.01%	2 0.01%	23 0.10%	48 0.21%	1 0.00%	5 0.02%	554 2.40%
NCOA Updated CHCS	12 0.05%	119 0.52%	8 0.03%	8 0.03%	0 0.00%	0 0.00%	10 0.04%	12 0.05%	1 0.00%	0 0.00%	170 0.74%
Original CHCS	276 1.20%	1357 5.88%	87 0.38%	71 0.31%	1 0.00%	1 0.00%	530 2.30%	598 2.59%	65 0.28%	3 0.01%	2989 12.95%
Default Residence	148 0.64%	441 1.91%	21 0.09%	81 0.35%	9 0.04%	23 0.10%	43 0.19%	126 0.55%	17 0.07%	5 0.02%	914 3.96%
NCOA Updated Residence	74 0.32%	817 3.54%	35 0.15%	191 0.83%	4 0.02%	56 0.24%	102 0.44%	200 0.87%	40 0.17%	10 0.04%	1529 6.63%
Original Residence	778 3.37%	6496 28.15%	320 1.39%	1959 8.49%	65 0.28%	642 2.78%	2682 11.62%	3012 13.05%	366 1.59%	60 0.26%	16380 70.98%
Default Sponsor	0 0.00%	191 0.83%	0 0.00%	41 0.18%	0 0.00%	31 0.13%	0 0.00%	76 0.33%	0 0.00%	0 0.00%	339 1.47%
NCOA Updated Sponsor	0 0.00%	1 0.00%	0 0.00%	0 0.00%	0 0.00%	1 0.00%	0 0.00%	0 0.00%	0 0.00%	0 0.00%	2 0.01%
Original Sponsor	0 0.00%	9 0.04%	0 0.00%	4 0.02%	0 0.00%	0 0.00%	0 0.00%	9 0.04%	0 0.00%	0 0.00%	22 0.10%
Default Unit	116 0.50%	0 0.00%	5 0.02%	0 0.00%	0 0.00%	0 0.00%	0 0.00%	0 0.00%	0 0.00%	1 0.00%	122 0.53%
Original Unit	46 0.20%	0 0.00%	0 0.00%	0 0.00%	0 0.00%	0 0.00%	0 0.00%	0 0.00%	0 0.00%	0 0.00%	46 0.20%

Table 2.1.1.e
Frequency of Address by Beneficiary Category – Experimental (Email) Sample – Quarter I, 2009

EXPERIMENTAL SAMPLE	Active Duty (ACT)	Guard/ Reserve (GRD)	Inactive Guard/ Reserve (IGR)	Total
PRE-NOTIFICATION LETTER	19208	3354	699	23261
NCOA Updated CHCS	380 1.63%	54 0.23%	3 0.01%	437 1.88%
Original CHCS	5100 21.93%	638 2.74%	7 0.03%	5745 24.70%
NCOA Updated Residence	1152 4.95%	221 0.95%	56 0.24%	1429 6.14%
Original Residence	12468 53.60%	2440 10.49%	633 2.72%	15541 66.81%
Original Unit	108 0.46%	1 0.00%	0 0.00%	109 0.47%
QUESTIONNAIRE 1	17600	3008	672	21360
NCOA Updated CHCS	345 1.62%	51 0.24%	3 0.01%	399 1.87%
Original CHCS	4647 21.76%	589 2.76%	7 0.03%	5243 24.55%
NCOA Updated Residence	1066 4.99%	205 0.96%	55 0.26%	1326 6.21%
Original Residence	11435 53.53%	2242 10.50%	607 2.84%	14284 66.87%
Original Unit	107 0.50%	1 0.00%	0 0.00%	108 0.51%
REMINDER POSTCARD	16985	2963	648	20596
NCOA Updated CHCS	335 1.63%	50 0.24%	2 0.01%	387 1.88%
Original CHCS	4469 21.70%	567 2.75%	7 0.03%	5043 24.49%
NCOA Updated Residence	1030 5.00%	196 0.95%	55 0.27%	1281 6.22%
Original Residence	11045 53.63%	2149 10.43%	584 2.84%	13778 66.90%
Original Unit	106 0.51%	1 0.00%	0 0.00%	107 0.52%
QUESTIONNAIRE 2	15619	2696	604	18919
Respondent/ USPS Update	10 0.05%	1 0.01%	1 0.01%	12 0.06%
Default CHCS	945 4.99%	151 0.80%	31 0.16%	1127 5.96%
NCOA Updated CHCS	311 1.64%	41 0.22%	2 0.01%	354 1.87%
Original CHCS	3548 18.75%	458 2.42%	7 0.04%	4013 21.21%
Default Residence	154 0.81%	22 0.12%	5 0.03%	181 0.96%
NCOA Updated Residence	937 4.95%	183 0.97%	49 0.26%	1169 6.18%
Original Residence	9085 48.02%	1797 9.50%	497 2.63%	11379 60.15%
Default Unit	571 3.02%	43 0.23%	12 0.06%	626 3.31%
Original Unit	58 0.31%	0 0.00%	0 0.00%	58 0.31%

Table 2.1.2.a
Frequency of Address by Beneficiary Category – Total Sample – Quarter II, 2009

TOTAL SAMPLE	Active Duty (ACT)	Dependent of Active Duty (DA)	Guard/ Reserve (GRD)	Dependent of Guard/ Reserve (DGR)	Inactive Guard/ Reserve (IGR)	Dependent of Inactive Guard/ Reserve (IDG)	Retiree (RET)	Dependent of Retiree (DR)	Survivor (DS)	Other (OTH)	Total
PRE-NOTIFICATION LETTER	21519	10758	3666	2438	811	852	4489	4912	645	84	50174
NCOA Updated CHCS	373 0.74%	71 0.14%	43 0.09%	1 0.00%	4 0.01%	0 0.00%	17 0.03%	14 0.03%	2 0.00%	0 0.00%	525 1.05%
Original CHCS	5716 11.39%	1485 2.96%	621 1.24%	74 0.15%	26 0.05%	7 0.01%	720 1.44%	768 1.53%	67 0.13%	3 0.01%	9487 18.91%
NCOA Updated Residence	978 1.95%	792 1.58%	194 0.39%	180 0.36%	59 0.12%	77 0.15%	118 0.24%	217 0.43%	37 0.07%	9 0.02%	2661 5.30%
Original Residence	14375 28.65%	8394 16.73%	2805 5.59%	2177 4.34%	722 1.44%	767 1.53%	3634 7.24%	3895 7.76%	535 1.07%	71 0.14%	37375 74.49%
NCOA Updated Sponsor	0 0.00%	0 0.00%	0 0.00%	0 0.00%	0 0.00%	0 0.00%	0 0.00%	0 0.00%	1 0.00%	0 0.00%	1 0.00%
Original Sponsor	0 0.00%	16 0.03%	0 0.00%	6 0.01%	0 0.00%	1 0.00%	0 0.00%	18 0.04%	3 0.01%	0 0.00%	44 0.09%
Original Unit	77 0.15%	0 0.00%	3 0.01%	0 0.00%	0 0.00%	0 0.00%	0 0.00%	0 0.00%	0 0.00%	1 0.00%	81 0.16%

Table 2.1.2.a(continued)

TOTAL SAMPLE	Active Duty (ACT)	Dependent of Active Duty (DA)	Guard/ Reserve (GRD)	Dependent of Guard/ Reserve (DGR)	Inactive Guard/ Reserve (IGR)	Dependent of Inactive Guard/ Reserve (IDG)	Retiree (RET)	Dependent of Retiree (DR)	Survivor (DS)	Other (OTH)	Total
QUESTIONNAIRE 1	21519	10758	3666	2438	811	852	4489	4912	645	84	50174
NCOA Updated CHCS	373 0.74%	71 0.14%	43 0.09%	1 0.00%	4 0.01%	0 0.00%	17 0.03%	14 0.03%	2 0.00%	0 0.00%	525 1.05%
Original CHCS	5716 11.39%	1485 2.96%	621 1.24%	74 0.15%	26 0.05%	7 0.01%	720 1.44%	768 1.53%	67 0.13%	3 0.01%	9487 18.91%
NCOA Updated Residence	978 1.95%	792 1.58%	194 0.39%	180 0.36%	59 0.12%	77 0.15%	118 0.24%	217 0.43%	37 0.07%	9 0.02%	2661 5.30%
Original Residence	14375 28.65%	8394 16.73%	2805 5.59%	2177 4.34%	722 1.44%	767 1.53%	3634 7.24%	3895 7.76%	535 1.07%	71 0.14%	37375 74.49%
NCOA Updated Sponsor	0 0.00%	0 0.00%	0 0.00%	0 0.00%	0 0.00%	0 0.00%	0 0.00%	0 0.00%	1 0.00%	0 0.00%	1 0.00%
Original Sponsor	0 0.00%	16 0.03%	0 0.00%	6 0.01%	0 0.00%	1 0.00%	0 0.00%	18 0.04%	3 0.01%	0 0.00%	44 0.09%
Original Unit	77 0.15%	0 0.00%	3 0.01%	0 0.00%	0 0.00%	0 0.00%	0 0.00%	0 0.00%	0 0.00%	1 0.00%	81 0.16%

Table 2.1.2.a (continued)

TOTAL SAMPLE	Active Duty (ACT)	Dependent of Active Duty (DA)	Guard/ Reserve (GRD)	Dependent of Guard/ Reserve (DGR)	Inactive Guard/ Reserve (IGR)	Dependent of Inactive Guard/ Reserve (IDG)	Retiree (RET)	Dependent of Retiree (DR)	Survivor (DS)	Other (OTH)	Total
REMINDER POSTCARD	19314	10480	3351	2375	745	826	4036	4640	622	84	46473
NCOA Updated CHCS	330 0.71%	68 0.15%	40 0.09%	1 0.00%	4 0.01%	0 0.00%	17 0.04%	13 0.03%	2 0.00%	0 0.00%	475 1.02%
Original CHCS	5085 10.94%	1433 3.08%	563 1.21%	70 0.15%	23 0.05%	6 0.01%	632 1.36%	701 1.51%	66 0.14%	3 0.01%	8582 18.47%
NCOA Updated Residence	906 1.95%	777 1.67%	176 0.38%	177 0.38%	57 0.12%	75 0.16%	114 0.25%	211 0.45%	36 0.08%	9 0.02%	2538 5.46%
Original Residence	12917 27.79%	8186 17.61%	2569 5.53%	2121 4.56%	661 1.42%	744 1.60%	3273 7.04%	3697 7.96%	515 1.11%	71 0.15%	34754 74.78%
Original Sponsor	0 0.00%	16 0.03%	0 0.00%	6 0.01%	0 0.00%	1 0.00%	0 0.00%	18 0.04%	3 0.01%	0 0.00%	44 0.09%
Original Unit	76 0.16%	0 0.00%	3 0.01%	0 0.00%	0 0.00%	0 0.00%	0 0.00%	0 0.00%	0 0.00%	1 0.00%	80 0.17%

Table 2.1.2.a (continued)

TOTAL SAMPLE	Active Duty (ACT)	Dependent of Active Duty (DA)	Guard/ Reserve (GRD)	Dependent of Guard/ Reserve (DGR)	Inactive Guard/ Reserve (IGR)	Dependent of Inactive Guard/ Reserve (IDG)	Retiree (RET)	Dependent of Retiree (DR)	Survivor (DS)	Other (OTH)	Total
QUESTIONNAIRE 2	17299	9462	2981	2136	669	730	2767	3518	419	73	40054
Respondent/ USPS Updated	45 0.11%	35 0.09%	5 0.01%	6 0.01%	0 0.00%	0 0.00%	6 0.01%	7 0.02%	0 0.00%	1 0.00%	105 0.26%
NCOA Updated CHCS	286 0.71%	57 0.14%	37 0.09%	1 0.00%	2 0.00%	0 0.00%	11 0.03%	8 0.02%	1 0.00%	0 0.00%	403 1.01%
Default CHCS	1240 3.10%	411 1.03%	200 0.50%	38 0.09%	41 0.10%	15 0.04%	54 0.13%	79 0.20%	8 0.02%	8 0.02%	2094 5.23%
Original CHCS	3834 9.57%	1224 3.06%	431 1.08%	60 0.15%	14 0.03%	6 0.01%	413 1.03%	464 1.16%	39 0.10%	2 0.00%	6487 16.20%
NCOA Updated Residence	794 1.98%	677 1.69%	155 0.39%	155 0.39%	52 0.13%	75 0.13%	90 0.22%	171 0.43%	23 0.06%	6 0.01%	2198 5.49%
Default Residence	266 0.66%	210 0.52%	36 0.09%	62 0.15%	6 0.01%	24 0.06%	43 0.11%	79 0.20%	22 0.05%	2 0.00%	750 1.87%
Original Residence	9992 24.95%	6488 16.20%	2043 5.10%	1726 4.31%	546 1.36%	579 1.45%	2150 5.37%	2574 6.43%	310 0.77%	46 0.11%	26454 66.05%
Default Sponsor	0 0.00%	353 0.88%	0 0.00%	83 0.21%	0 0.00%	30 0.07%	0 0.00%	123 0.31%	15 0.04%	2 0.00%	606 1.51%
Original Sponsor	0 0.00%	7 0.02%	0 0.00%	5 0.01%	0 0.00%	1 0.00%	0 0.00%	13 0.03%	1 0.00%	0 0.00%	27 0.07%
Default Unit	821 2.05%	0 0.00%	72 0.18%	0 0.00%	8 0.02%	0 0.00%	0 0.00%	0 0.00%	0 0.00%	5 0.01%	906 2.26%
Original Unit	21 0.05%	0 0.00%	2 0.00%	0 0.00%	0 0.00%	0 0.00%	0 0.00%	0 0.00%	0 0.00%	1 0.00%	24 0.06%

Table 2.1.2.b
Frequency of Address by Beneficiary Category – V3 Sample – Quarter II, 2009

V3 SAMPLE	Active Duty (ACT)	Dependent of Active Duty (DA)	Guard/ Reserve (GRD)	Dependent of Guard/ Reserve (DGR)	Inactive Guard/ Reserve (IGR)	Dependent of Inactive Guard/ Reserve (IDG)	Retiree (RET)	Dependent of Retiree (DR)	Survivor (DS)	Other (OTH)	Total
PRE-NOTIFICATION LETTER	10764	5374	1795	1204	428	435	2245	2471	316	39	25071
NCOA Updated CHCS	196 0.78%	33 0.13%	26 0.10%	1 0.00%	2 0.01%	0 0.00%	8 0.03%	6 0.02%	2 0.01%	0 0.00%	274 1.09%
Original CHCS	2844 11.34%	721 2.88%	295 1.18%	37 0.15%	14 0.06%	6 0.02%	354 1.41%	379 1.51%	28 0.11%	1 0.00%	4679 18.66%
NCOA Updated Residence	495 1.97%	420 1.68%	102 0.41%	90 0.36%	33 0.13%	38 0.15%	65 0.26%	109 0.43%	21 0.08%	3 0.01%	1376 5.49%
Original Residence	7198 28.71%	4193 16.72%	1371 5.47%	1073 4.28%	379 1.51%	391 1.56%	1818 7.25%	1966 7.84%	262 1.05%	35 0.14%	18686 74.53%
Original Sponsor	0 0.00%	7 0.03%	0 0.00%	3 0.01%	0 0.00%	0 0.00%	0 0.00%	11 0.04%	3 0.01%	0 0.00%	24 0.10%
Original Unit	31 0.12%	0 0.00%	1 0.00%	0 0.00%	0 0.00%	0 0.00%	0 0.00%	0 0.00%	0 0.00%	0 0.00%	32 0.13%

Table 2.1.2.b(continued)

V3 SAMPLE	Active Duty (ACT)	Dependent of Active Duty (DA)	Guard/ Reserve (GRD)	Dependent of Guard/ Reserve (DGR)	Inactive Guard/ Reserve (IGR)	Dependent of Inactive Guard/ Reserve (IDG)	Retiree (RET)	Dependent of Retiree (DR)	Survivor (DS)	Other (OTH)	Total
QUESTIONNAIRE 1	10764	5374	1795	1204	428	435	2245	2471	316	39	25071
NCOA Updated CHCS	196 0.78%	33 0.13%	26 0.10%	1 0.00%	2 0.01%	0 0.00%	8 0.03%	6 0.02%	2 0.01%	0 0.00%	274 1.09%
Original CHCS	2844 11.34%	721 2.88%	295 1.18%	37 0.15%	14 0.06%	6 0.02%	354 1.41%	379 1.51%	28 0.11%	1 0.00%	4679 18.66%
NCOA Updated Residence	495 1.97%	420 1.68%	102 0.41%	90 0.36%	33 0.13%	38 0.15%	65 0.26%	109 0.43%	21 0.08%	3 0.01%	1376 5.49%
Original Residence	7198 28.71%	4193 16.72%	1371 5.47%	1073 4.28%	379 1.51%	391 1.56%	1818 7.25%	1966 7.84%	262 1.05%	35 0.14%	18686 74.53%
Original Sponsor	0 0.00%	7 0.03%	0 0.00%	3 0.01%	0 0.00%	0 0.00%	0 0.00%	11 0.04%	3 0.01%	0 0.00%	24 0.10%
Original Unit	31 0.12%	0 0.00%	1 0.00%	0 0.00%	0 0.00%	0 0.00%	0 0.00%	0 0.00%	0 0.00%	0 0.00%	32 0.13%

Table 2.1.2.b(continued)

V3 SAMPLE	Active Duty (ACT)	Dependent of Active Duty (DA)	Guard/ Reserve (GRD)	Dependent of Guard/ Reserve (DGR)	Inactive Guard/ Reserve (IGR)	Dependent of Inactive Guard/ Reserve (IDG)	Retiree (RET)	Dependent of Retiree (DR)	Survivor (DS)	Other (OTH)	Total
REMINDER POSTCARD	9654	5225	1643	1176	395	422	2018	2335	305	39	23212
NCOA Updated CHCS	168 0.72%	31 0.13%	24 0.10%	1 0.00%	2 0.01%	0 0.00%	8 0.03%	5 0.02%	2 0.01%	0 0.00%	241 1.04%
Original CHCS	2534 10.92%	696 3.00%	272 1.17%	35 0.15%	11 0.05%	5 0.02%	312 1.34%	348 1.50%	27 0.12%	1 0.00%	4241 18.27%
NCOA Updated Residence	457 1.97%	411 1.77%	90 0.39%	90 0.39%	32 0.14%	37 0.16%	62 0.27%	105 0.45%	20 0.09%	3 0.01%	1307 5.63%
Original Residence	6465 27.85%	4080 17.58%	1256 5.41%	1047 4.51%	350 1.51%	380 1.64%	1636 7.05%	1866 8.04%	253 1.09%	35 0.15%	17368 74.82%
Original Sponsor	0 0.00%	7 0.03%	0 0.00%	3 0.01%	0 0.00%	0 0.00%	0 0.00%	11 0.05%	3 0.01%	0 0.00%	24 0.10%
Original Unit	30 0.13%	0 0.00%	1 0.00%	0 0.00%	0 0.00%	0 0.00%	0 0.00%	0 0.00%	0 0.00%	0 0.00%	31 0.13%

Table 2.1.2.b (continued)

V3 SAMPLE	Active Duty (ACT)	Dependent of Active Duty (DA)	Guard/ Reserve (GRD)	Dependent of Guard/ Reserve (DGR)	Inactive Guard/ Reserve (IGR)	Dependent of Inactive Guard/ Reserve (IDG)	Retiree (RET)	Dependent of Retiree (DR)	Survivor (DS)	Other (OTH)	Total
QUESTIONNAIRE 2	8592	4725	1460	1055	354	377	1398	1748	200	38	19947
Respondent/ USPS Updated	24 0.12%	16 0.08%	2 0.01%	1 0.01%	0 0.00%	0 0.00%	2 0.01%	3 0.02%	0 0.00%	1 0.01%	48 0.25%
NCOA Updated CHCS	142 0.71%	28 0.14%	21 0.11%	1 0.01%	1 0.01%	0 0.00%	5 0.03%	3 0.02%	1 0.01%	0 0.00%	202 1.01%
Default CHCS	625 3.13%	218 1.09%	93 0.47%	20 0.10%	21 0.11%	7 0.04%	23 0.12%	37 0.19%	6 0.03%	4 0.02%	1054 5.28%
Original CHCS	1920 9.63%	594 2.98%	206 1.03%	29 0.15%	8 0.04%	5 0.03%	207 1.04%	232 1.16%	17 0.09%	1 0.01%	3219 16.14%
NCOA Updated Residence	406 2.04%	356 1.78%	77 0.39%	81 0.41%	29 0.15%	37 0.19%	50 0.25%	82 0.41%	12 0.06%	3 0.02%	1133 5.68%
Default Residence	130 0.65%	93 0.47%	19 0.10%	31 0.16%	4 0.02%	13 0.07%	22 0.11%	41 0.21%	12 0.06%	0 0.00%	365 1.83%
Original Residence	4932 24.73%	3238 16.23%	1007 5.05%	854 4.28%	287 1.44%	299 1.50%	1089 5.46%	1277 6.40%	145 0.73%	28 0.14%	13156 65.95%
Default Sponsor	0 0.00%	179 0.90%	0 0.00%	36 0.18%	0 0.00%	16 0.08%	0 0.00%	65 0.33%	6 0.03%	0 0.00%	302 1.51%
Original Sponsor	0 0.00%	3 0.02%	0 0.00%	2 0.01%	0 0.00%	0 0.00%	0 0.00%	8 0.04%	1 0.01%	0 0.00%	14 0.07%
Default Unit	405 2.03%	0 0.00%	34 0.17%	0 0.00%	4 0.02%	0 0.00%	0 0.00%	0 0.00%	0 0.00%	1 0.01%	444 2.23%
Original Unit	8 0.04%	0 0.00%	1 0.01%	0 0.00%	0 0.00%	0 0.00%	0 0.00%	0 0.00%	0 0.00%	0 0.00%	9 0.05%

Table 2.1.2.c
Frequency of Address by Beneficiary Category – V4 Sample – Quarter II, 2009

V4 SAMPLE	Active Duty (ACT)	Dependent of Active Duty (DA)	Guard/ Reserve (GRD)	Dependent of Guard/ Reserve (DGR)	Inactive Guard/ Reserve (IGR)	Dependent of Inactive Guard/ Reserve (IDG)	Retiree (RET)	Dependent of Retiree (DR)	Survivor (DS)	Other (OTH)	Total
PRE-NOTIFICATION LETTER	10755	5384	1871	1234	383	417	2244	2441	329	45	25103
NCOA Updated CHCS	177 0.71%	38 0.15%	17 0.07%	0 0.00%	2 0.01%	0 0.00%	9 0.04%	8 0.03%	0 0.00%	0 0.00%	251 1.00%
Original CHCS	2872 11.44%	764 3.04%	326 1.30%	37 0.15%	12 0.05%	1 0.00%	366 1.46%	389 1.55%	39 0.16%	2 0.01%	4808 19.15%
NCOA Updated Residence	483 1.92%	372 1.48%	92 0.37%	90 0.36%	26 0.10%	39 0.16%	53 0.21%	108 0.43%	16 0.06%	6 0.02%	1285 5.12%
Original Residence	7177 28.59%	4201 16.74%	1434 5.71%	1104 4.40%	343 1.37%	376 1.50%	1816 7.23%	1929 7.68%	273 1.09%	36 0.14%	18689 74.45%
NCOA Updated Sponsor	0 0.00%	0 0.00%	0 0.00%	0 0.00%	0 0.00%	0 0.00%	0 0.00%	0 0.00%	1 0.00%	0 0.00%	1 0.00%
Original Sponsor	0 0.00%	9 0.04%	0 0.00%	3 0.01%	0 0.00%	1 0.00%	0 0.00%	7 0.03%	0 0.00%	0 0.00%	20 0.08%
Original Unit	46 0.18%	0 0.00%	2 0.01%	0 0.00%	0 0.00%	0 0.00%	0 0.00%	0 0.00%	0 0.00%	1 0.00%	49 0.20%

Table 2.1.2.c (continued)

V4 SAMPLE	Active Duty (ACT)	Dependent of Active Duty (DA)	Guard/ Reserve (GRD)	Dependent of Guard/ Reserve (DGR)	Inactive Guard/ Reserve (IGR)	Dependent of Inactive Guard/ Reserve (IDG)	Retiree (RET)	Dependent of Retiree (DR)	Survivor (DS)	Other (OTH)	Total
QUESTIONNAIRE 1	10755	5384	1871	1234	383	417	2244	2441	329	45	25103
NCOA Updated CHCS	177 0.71%	38 0.15%	17 0.07%	0 0.00%	2 0.01%	0 0.00%	9 0.04%	8 0.03%	0 0.00%	0 0.00%	251 1.00%
Original CHCS	2872 11.44%	764 3.04%	326 1.30%	37 0.15%	12 0.05%	1 0.00%	366 1.46%	389 1.55%	39 0.16%	2 0.01%	4808 19.15%
NCOA Updated Residence	483 1.92%	372 1.48%	92 0.37%	90 0.36%	26 0.10%	39 0.16%	53 0.21%	108 0.43%	16 0.06%	6 0.02%	1285 5.12%
Original Residence	7177 28.59%	4201 16.74%	1434 5.71%	1104 4.40%	343 1.37%	376 1.50%	1816 7.23%	1929 7.68%	273 1.09%	36 0.14%	18689 74.45%
NCOA Updated Sponsor	0 0.00%	0 0.00%	0 0.00%	0 0.00%	0 0.00%	0 0.00%	0 0.00%	0 0.00%	1 0.00%	0 0.00%	1 0.00%
Original Sponsor	0 0.00%	9 0.04%	0 0.00%	3 0.01%	0 0.00%	1 0.00%	0 0.00%	7 0.03%	0 0.00%	0 0.00%	20 0.08%
Original Unit	46 0.18%	0 0.00%	2 0.01%	0 0.00%	0 0.00%	0 0.00%	0 0.00%	0 0.00%	0 0.00%	1 0.00%	49 0.20%

Table 2.1.2.c (continued)

V4 SAMPLE	Active Duty (ACT)	Dependent of Active Duty (DA)	Guard/ Reserve (GRD)	Dependent of Guard/ Reserve (DGR)	Inactive Guard/ Reserve (IGR)	Dependent of Inactive Guard/ Reserve (IDG)	Retiree (RET)	Dependent of Retiree (DR)	Survivor (DS)	Other (OTH)	Total
REMINDER POSTCARD	9660	5255	1708	1199	350	404	2018	2305	317	45	23261
NCOA Updated CHCS	162 0.70%	37 0.16%	16 0.07%	0 0.00%	2 0.01%	0 0.00%	9 0.04%	8 0.03%	0 0.00%	0 0.00%	234 1.01%
Original CHCS	2551 10.97%	737 3.17%	291 1.25%	35 0.15%	12 0.05%	1 0.00%	320 1.38%	353 1.52%	39 0.17%	2 0.01%	4341 18.66%
NCOA Updated Residence	449 1.93%	366 1.57%	86 0.37%	87 0.37%	25 0.11%	38 0.16%	52 0.22%	106 0.46%	16 0.07%	6 0.03%	1231 5.29%
Original Residence	6452 27.74%	4106 17.65%	1313 5.64%	1074 4.62%	311 1.34%	364 1.56%	1637 7.04%	1831 7.87%	262 1.13%	36 0.15%	17386 74.74%
Original Sponsor	0 0.00%	9 0.04%	0 0.00%	3 0.01%	0 0.00%	1 0.00%	0 0.00%	7 0.03%	0 0.00%	0 0.00%	20 0.09%
Original Unit	46 0.20%	0 0.00%	2 0.01%	0 0.00%	0 0.00%	0 0.00%	0 0.00%	0 0.00%	0 0.00%	1 0.00%	49 0.21%

Table 2.1.2.c (continued)

V4 SAMPLE	Active Duty (ACT)	Dependent of Active Duty (DA)	Guard/ Reserve (GRD)	Dependent of Guard/ Reserve (DGR)	Inactive Guard/ Reserve (IGR)	Dependent of Inactive Guard/ Reserve (IDG)	Retiree (RET)	Dependent of Retiree (DR)	Survivor (DS)	Other (OTH)	Total
QUESTIONNAIRE 2	8707	4737	1521	1081	315	353	1369	1770	219	35	20107
Respondent/ USPS Updated	21 0.10%	19 0.09%	3 0.01%	5 0.02%	0 0.00%	0 0.00%	4 0.02%	4 0.02%	0 0.00%	0 0.00%	56 0.28%
NCOA Updated CHCS	144 0.72%	29 0.14%	16 0.08%	0 0.00%	1 0.00%	0 0.00%	6 0.03%	5 0.02%	0 0.00%	0 0.00%	201 1.00%
Default CHCS	615 3.06%	193 0.96%	107 0.53%	18 0.09%	20 0.10%	8 0.04%	31 0.15%	42 0.21%	2 0.01%	4 0.02%	1040 5.17%
Original CHCS	1914 9.52%	630 3.13%	225 1.12%	31 0.15%	6 0.03%	1 0.00%	206 1.02%	232 1.15%	22 0.11%	1 0.00%	3268 16.25%
NCOA Updated Residence	388 1.93%	321 1.60%	78 0.39%	74 0.37%	23 0.11%	38 0.19%	40 0.20%	89 0.44%	11 0.05%	3 0.01%	1065 5.30%
Default Residence	136 0.68%	117 0.58%	17 0.08%	31 0.15%	2 0.01%	11 0.05%	21 0.10%	38 0.19%	10 0.05%	2 0.01%	385 1.91%
Original Residence	5060 25.17%	3250 16.16%	1036 5.15%	872 4.34%	259 1.29%	280 1.39%	1061 5.28%	1297 6.45%	165 0.82%	18 0.09%	13298 66.14%
Default Sponsor	0 0.00%	174 0.87%	0 0.00%	47 0.23%	0 0.00%	14 0.07%	0 0.00%	58 0.29%	9 0.04%	2 0.01%	304 1.51%
Original Sponsor	0 0.00%	4 0.02%	0 0.00%	3 0.01%	0 0.00%	1 0.00%	0 0.00%	5 0.02%	0 0.00%	0 0.00%	13 0.06%
Default Unit	416 2.07%	0 0.00%	38 0.19%	0 0.00%	4 0.02%	0 0.00%	0 0.00%	0 0.00%	0 0.00%	4 0.02%	462 2.30%
Original Unit	13 0.06%	0 0.00%	1 0.00%	0 0.00%	0 0.00%	0 0.00%	0 0.00%	0 0.00%	0 0.00%	1 0.00%	15 0.07%

Table 2.1.3
Frequency of Address by Beneficiary Category – Total Sample – Quarter III, 2009

	Active Duty (ACT)	Dependent of Active Duty (DA)	Guard/ Reserve (GRD)	Dependent of Guard/ Reserve (DGR)	Inactive Guard/ Reserve (IGR)	Dependent of Inactive Guard/ Reserve (IDG)	Retiree (RET)	Dependent of Retiree (DR)	Survivor (DS)	Other (OTH)	Total
Pre-notification Letter	21054	11051	3754	2646	853	728	4502	4827	617	88	50120
NCOA Updated CHCS	359 0.72%	96 0.19%	57 0.11%	4 0.01%	1 0.00%	0 0.00%	12 0.02%	16 0.03%	2 0.00%	0 0.00%	547 1.09%
Original CHCS	5910 11.79%	1672 3.34%	645 1.29%	84 0.17%	9 0.02%	0 0.00%	763 1.52%	732 1.46%	67 0.13%	2 0.00%	9884 19.72%
NCOA Updated Residence	957 1.91%	744 1.48%	209 0.42%	182 0.36%	86 0.17%	69 0.14%	90 0.18%	189 0.38%	32 0.06%	5 0.01%	2563 5.11%
Original Residence	13774 27.48%	8520 17.00%	2840 5.67%	2372 4.73%	757 1.51%	658 1.31%	3637 7.26%	3877 7.74%	515 1.03%	79 0.16%	37029 73.88%
Original Sponsor	0 0.00%	19 0.04%	0 0.00%	4 0.01%	0 0.00%	1 0.00%	0 0.00%	13 0.03%	1 0.00%	1 0.00%	39 0.08%
Original Unit	54 0.11%	0 0.00%	3 0.01%	0 0.00%	0 0.00%	0 0.00%	0 0.00%	0 0.00%	0 0.00%	1 0.00%	58 0.12%

Table 2.1.3 (continued)

	Active Duty (ACT)	Dependent of Active Duty (DA)	Guard/ Reserve (GRD)	Dependent of Guard/ Reserve (DGR)	Inactive Guard/ Reserve (IGR)	Dependent of Inactive Guard/ Reserve (IDG)	Retiree (RET)	Dependent of Retiree (DR)	Survivor (DS)	Other (OTH)	Total
Questionnaire 1	19032	10680	3396	2578	796	708	4103	4592	581	85	46551
Respondent/USPS Updated	5 0.01%	14 0.03%	3 0.01%	3 0.01%	0 0.00%	1 0.00%	0 0.00%	7 0.02%	2 0.00%	0 0.00%	35 0.08%
NCOA Updated CHCS	311 0.67%	92 0.20%	49 0.11%	4 0.01%	0 0.00%	0 0.00%	11 0.02%	14 0.03%	2 0.00%	0 0.00%	483 1.04%
Default CHCS	243 0.52%	206 0.44%	48 0.10%	23 0.05%	10 0.02%	3 0.01%	29 0.06%	36 0.08%	1 0.00%	2 0.00%	601 1.29%
Original CHCS	4880 10.48%	1584 3.40%	535 1.15%	83 0.18%	8 0.02%	0 0.00%	656 1.41%	691 1.48%	62 0.13%	2 0.00%	8501 18.26%
NCOA Updated Residence	880 1.89%	701 1.51%	192 0.41%	175 0.38%	81 0.17%	66 0.14%	87 0.19%	180 0.39%	31 0.07%	5 0.01%	2398 5.15%
Default Residence	65 0.14%	116 0.25%	12 0.03%	42 0.09%	3 0.01%	9 0.02%	21 0.05%	47 0.10%	8 0.02%	1 0.00%	324 0.70%
Original Residence	11645 25.02%	7773 16.70%	2440 5.24%	2206 4.74%	681 1.46%	620 1.33%	3299 7.09%	3548 7.62%	467 1.00%	66 0.14%	32745 70.34%
Default Sponsor	2 0.00%	180 0.39%	0 0.00%	36 0.08%	0 0.00%	8 0.02%	0 0.00%	58 0.12%	7 0.02%	0 0.00%	291 0.63%
Original Sponsor	0 0.00%	13 0.03%	0 0.00%	4 0.01%	0 0.00%	1 0.00%	0 0.00%	11 0.02%	1 0.00%	1 0.00%	31 0.07%
Default Unit	950 2.04%	1 0.00%	114 0.24%	2 0.00%	13 0.03%	0 0.00%	0 0.00%	0 0.00%	0 0.00%	7 0.02%	1087 2.34%
Original Unit	51 0.11%	0 0.00%	3 0.01%	0 0.00%	0 0.00%	0 0.00%	0 0.00%	0 0.00%	0 0.00%	1 0.00%	55 0.12%

Table 2.1.3 (continued)

	Active Duty (ACT)	Dependent of Active Duty (DA)	Guard/ Reserve (GRD)	Dependent of Guard/ Reserve (DGR)	Inactive Guard/ Reserve (IGR)	Dependent of Inactive Guard/ Reserve (IDG)	Retiree (RET)	Dependent of Retiree (DR)	Survivor (DS)	Other (OTH)	Total
Reminder Postcard	18742	10572	3338	2551	784	694	3957	4494	577	85	45794
Respondent/USPS Updated	5 0.01%	14 0.03%	3 0.01%	3 0.01%	0 0.00%	1 0.00%	0 0.00%	7 0.02%	2 0.00%	0 0.00%	35 0.08%
NCOA Updated CHCS	308 0.67%	92 0.20%	48 0.10%	4 0.01%	0 0.00%	0 0.00%	10 0.02%	14 0.03%	2 0.00%	0 0.00%	478 1.04%
Default CHCS	243 0.53%	206 0.45%	48 0.10%	23 0.05%	10 0.02%	3 0.01%	29 0.06%	36 0.08%	1 0.00%	2 0.00%	601 1.31%
Original CHCS	4811 10.51%	1562 3.41%	526 1.15%	80 0.17%	8 0.02%	0 0.00%	632 1.38%	673 1.47%	61 0.13%	2 0.00%	8355 18.24%
NCOA Updated Residence	866 1.89%	697 1.52%	191 0.42%	174 0.38%	79 0.17%	65 0.14%	85 0.19%	177 0.39%	31 0.07%	5 0.01%	2370 5.18%
Default Residence	64 0.14%	116 0.25%	12 0.03%	42 0.09%	3 0.01%	9 0.02%	21 0.05%	47 0.10%	8 0.02%	1 0.00%	323 0.71%
Original Residence	11444 24.99%	7691 16.79%	2393 5.23%	2183 4.77%	671 1.47%	607 1.33%	3180 6.94%	3472 7.58%	464 1.01%	66 0.14%	32171 70.25%
Default Sponsor	2 0.00%	180 0.39%	0 0.00%	36 0.08%	0 0.00%	8 0.02%	0 0.00%	58 0.13%	7 0.02%	0 0.00%	291 0.64%
Original Sponsor	0 0.00%	13 0.03%	0 0.00%	4 0.01%	0 0.00%	1 0.00%	0 0.00%	10 0.02%	1 0.00%	1 0.00%	30 0.07%
Default Unit	948 2.07%	1 0.00%	114 0.25%	2 0.00%	13 0.03%	0 0.00%	0 0.00%	0 0.00%	0 0.00%	7 0.02%	1085 2.37%
Original Unit	51 0.11%	0 0.00%	3 0.01%	0 0.00%	0 0.00%	0 0.00%	0 0.00%	0 0.00%	0 0.00%	1 0.00%	55 0.12%

Table 2.1.3 (continued)

	Active Duty (ACT)	Dependent of Active Duty (DA)	Guard/ Reserve (GRD)	Dependent of Guard/ Reserve (DGR)	Inactive Guard/ Reserve (IGR)	Dependent of Inactive Guard/ Reserve (IDG)	Retiree (RET)	Dependent of Retiree (DR)	Survivor (DS)	Other (OTH)	Total
Questionnaire 2	16686	9415	2979	2258	718	622	2959	3550	420	71	39678
Respondent/ USPS Updated	388 0.98%	285 0.72%	53 0.13%	44 0.11%	13 0.03%	11 0.03%	23 0.06%	33 0.08%	6 0.02%	3 0.01%	859 2.16%
NCOA Updated CHCS	274 0.69%	85 0.21%	41 0.10%	3 0.01%	0 0.00%	0 0.00%	9 0.02%	11 0.03%	2 0.01%	0 0.00%	425 1.07%
Default CHCS	723 1.82%	231 0.58%	79 0.20%	22 0.06%	14 0.04%	7 0.02%	47 0.12%	54 0.14%	5 0.01%	3 0.01%	1185 2.99%
Original CHCS	4126 10.40%	1373 3.46%	462 1.16%	65 0.16%	8 0.02%	0 0.00%	476 1.20%	516 1.30%	46 0.12%	1 0.00%	7073 17.83%
NCOA Updated Residence	784 1.98%	613 1.54%	178 0.45%	158 0.40%	70 0.18%	60 0.15%	65 0.16%	150 0.38%	21 0.05%	5 0.01%	2104 5.30%
Default Residence	171 0.43%	167 0.42%	20 0.05%	37 0.09%	1 0.00%	8 0.02%	35 0.09%	69 0.17%	5 0.01%	2 0.01%	515 1.30%
Original Residence	9637 24.79%	6474 16.32%	2116 5.33%	1890 4.76%	609 1.53%	529 1.33%	2304 5.81%	2640 6.65%	331 0.83%	56 0.14%	26786 67.51%
Default Sponsor	0 0.00%	180 0.45%	0 0.00%	35 0.09%	0 0.00%	6 0.02%	0 0.00%	69 0.17%	4 0.01%	0 0.00%	294 0.74%
Original Sponsor	0 0.00%	7 0.02%	0 0.00%	3 0.01%	0 0.00%	1 0.00%	0 0.00%	8 0.02%	0 0.00%	0 0.00%	19 0.05%
Default Unit	362 0.91%	0 0.00%	30 0.08%	1 0.00%	3 0.01%	0 0.00%	0 0.00%	0 0.00%	0 0.00%	1 0.00%	397 1.00%
Original Unit	21 0.05%	0 0.00%	0 0.00%	0 0.00%	0 0.00%	0 0.00%	0 0.00%	0 0.00%	0 0.00%	0 0.00%	21 0.05%

Table 2.1.4
Frequency of Address by Beneficiary Category – Total Sample – Quarter IV, 2009

	Active Duty (ACT)	Dependent of Active Duty (DA)	Guard/ Reserve (GRD)	Dependent of Guard/ Reserve (DGR)	Inactive Guard/ Reserve (IGR)	Dependent of Inactive Guard/ Reserve (IDG)	Retiree (RET)	Dependent of Retiree (DR)	Survivor (DS)	Other (OTH)	Total
PRE-NOTIFICATION LETTER	20903	10848	3778	2702	1072	842	4494	4846	656	101	50242
NCOA Updated CHCS	377 0.75%	94 0.19%	39 0.08%	4 0.01%	1 0.00%	0 0.00%	11 0.02%	12 0.02%	4 0.01%	0 0.00%	542 1.08%
Original CHCS	6511 12.96%	1798 3.58%	676 1.35%	94 0.19%	15 0.03%	3 0.01%	776 1.54%	786 1.56%	71 0.14%	1 0.00%	10731 21.36%
NCOA Updated Residence	944 1.88%	701 1.40%	195 0.39%	223 0.44%	89 0.18%	78 0.16%	99 0.20%	194 0.39%	45 0.09%	14 0.03%	2582 5.14%
Original Residence	13017 25.91%	8241 16.40%	2866 5.70%	2377 4.73%	967 1.92%	761 1.51%	3608 7.18%	3844 7.65%	535 1.06%	85 0.17%	36301 72.25%
Original Sponsor	0 0.00%	14 0.03%	0 0.00%	4 0.01%	0 0.00%	0 0.00%	0 0.00%	10 0.02%	1 0.00%	0 0.00%	29 0.06%
Original Unit	54 0.11%	0 0.00%	2 0.00%	0 0.00%	0 0.00%	0 0.00%	0 0.00%	0 0.00%	0 0.00%	1 0.00%	57 0.11%

Table 2.1.4 (continued)

	Active Duty (ACT)	Dependent of Active Duty (DA)	Guard/ Reserve (GRD)	Dependent of Guard/ Reserve (DGR)	Inactive Guard/ Reserve (IGR)	Dependent of Inactive Guard/ Reserve (IDG)	Retiree (RET)	Dependent of Retiree (DR)	Survivor (DS)	Other (OTH)	Total
QUESTIONNAIRE 1	19126	10505	3500	2631	1017	815	4132	4630	629	83	47068
Respondent/USPS Updated	13 0.03%	10 0.02%	4 0.01%	4 0.01%	1 0.00%	1 0.00%	2 0.00%	3 0.01%	1 0.00%	0 0.00%	39 0.08%
NCOA Updated CHCS	336 0.71%	89 0.19%	35 0.07%	4 0.01%	1 0.00%	0 0.00%	11 0.02%	10 0.02%	3 0.01%	0 0.00%	489 1.04%
Default CHCS	377 0.80%	100 0.21%	49 0.10%	15 0.03%	18 0.04%	9 0.02%	21 0.04%	21 0.04%	3 0.01%	1 0.00%	614 1.30%
Original CHCS	5626 11.95%	1703 3.62%	584 1.24%	84 0.18%	13 0.03%	3 0.01%	700 1.49%	735 1.56%	70 0.15%	1 0.00%	9519 20.22%
NCOA Updated Residence	879 1.87%	679 1.44%	185 0.39%	215 0.46%	86 0.18%	71 0.15%	92 0.20%	185 0.39%	40 0.08%	10 0.02%	2442 5.19%
Default Residence	128 0.27%	66 0.14%	23 0.05%	21 0.04%	1 0.00%	11 0.02%	12 0.03%	31 0.07%	5 0.01%	0 0.00%	298 0.63%
Original Residence	11465 24.36%	7705 16.37%	2588 5.50%	2248 4.78%	889 1.89%	712 1.51%	3294 7.00%	3580 7.61%	503 1.07%	67 0.14%	33051 70.22%
Default Sponsor	1 0.00%	140 0.30%	1 0.00%	36 0.08%	0 0.00%	8 0.02%	0 0.00%	56 0.12%	4 0.01%	1 0.00%	247 0.52%
Original Sponsor	0 0.00%	13 0.03%	0 0.00%	4 0.01%	0 0.00%	0 0.00%	0 0.00%	9 0.02%	0 0.00%	0 0.00%	26 0.06%
Default Unit	259 0.55%	0 0.00%	29 0.06%	0 0.00%	8 0.02%	0 0.00%	0 0.00%	0 0.00%	0 0.00%	2 0.00%	298 0.63%
Original Unit	42 0.09%	0 0.00%	2 0.00%	0 0.00%	0 0.00%	0 0.00%	0 0.00%	0 0.00%	0 0.00%	1 0.00%	45 0.10%

Table 2.1.4 (continued)

	Active Duty (ACT)	Dependent of Active Duty (DA)	Guard/ Reserve (GRD)	Dependent of Guard/ Reserve (DGR)	Inactive Guard/ Reserve (IGR)	Dependent of Inactive Guard/ Reserve (IDG)	Retiree (RET)	Dependent of Retiree (DR)	Survivor (DS)	Other (OTH)	Total
REMINDER POSTCARD	18915	10421	3463	2598	1010	811	4011	4557	621	83	46490
Respondent/USPS Updated	13 0.03%	10 0.02%	4 0.01%	4 0.01%	1 0.00%	1 0.00%	2 0.00%	3 0.01%	1 0.00%	0 0.00%	39 0.08%
NCOA Updated CHCS	333 0.72%	88 0.19%	35 0.08%	4 0.01%	1 0.00%	0 0.00%	11 0.02%	10 0.02%	3 0.01%	0 0.00%	485 1.04%
Default CHCS	377 0.81%	100 0.22%	49 0.11%	15 0.03%	18 0.04%	9 0.02%	21 0.05%	21 0.05%	3 0.01%	1 0.00%	614 1.32%
Original CHCS	5557 11.95%	1687 3.63%	577 1.24%	84 0.18%	13 0.03%	3 0.01%	672 1.45%	723 1.56%	69 0.15%	1 0.00%	9386 20.19%
NCOA Updated Residence	875 1.88%	678 1.46%	183 0.39%	213 0.46%	85 0.18%	70 0.15%	92 0.20%	185 0.40%	39 0.08%	10 0.02%	2430 5.23%
Default Residence	128 0.28%	66 0.14%	23 0.05%	21 0.05%	1 0.00%	11 0.02%	12 0.03%	31 0.07%	5 0.01%	0 0.00%	298 0.64%
Original Residence	11330 24.37%	7639 16.43%	2560 5.51%	2217 4.77%	883 1.90%	709 1.53%	3201 6.89%	3520 7.57%	497 1.07%	67 0.14%	32623 70.17%
Default Sponsor	1 0.00%	140 0.30%	1 0.00%	36 0.08%	0 0.00%	8 0.02%	0 0.00%	56 0.12%	4 0.01%	1 0.00%	247 0.53%
Original Sponsor	0 0.00%	13 0.03%	0 0.00%	4 0.01%	0 0.00%	0 0.00%	0 0.00%	8 0.02%	0 0.00%	0 0.00%	25 0.05%
Default Unit	259 0.56%	0 0.00%	29 0.06%	0 0.00%	8 0.02%	0 0.00%	0 0.00%	0 0.00%	0 0.00%	2 0.00%	298 0.64%
Original Unit	42 0.09%	0 0.00%	2 0.00%	0 0.00%	0 0.00%	0 0.00%	0 0.00%	0 0.00%	0 0.00%	1 0.00%	45 0.10%

Table 2.1.4 (continued)

	Active Duty (ACT)	Dependent of Active Duty (DA)	Guard/ Reserve (GRD)	Dependent of Guard/ Reserve (DGR)	Inactive Guard/ Reserve (IGR)	Dependent of Inactive Guard/ Reserve (IDG)	Retiree (RET)	Dependent of Retiree (DR)	Survivor (DS)	Other (OTH)	Total
QUESTIONNAIRE 2	17710	9657	3205	2414	957	761	3029	3687	425	81	41926
Respondent/ USPS Updated	244 0.58%	112 0.27%	22 0.05%	14 0.03%	6 0.01%	10 0.02%	14 0.03%	10 0.02%	4 0.01%	2 0.00%	438 1.04%
NCOA Updated CHCS	298 0.71%	80 0.19%	34 0.08%	4 0.01%	1 0.00%	0 0.00%	10 0.02%	8 0.02%	2 0.00%	0 0.00%	437 1.04%
Default CHCS	1111 2.65%	367 0.88%	155 0.37%	24 0.06%	37 0.09%	5 0.01%	60 0.14%	66 0.16%	6 0.01%	1 0.00%	1832 4.37%
Original CHCS	4633 11.05 %	1478 3.53%	479 1.14%	77 0.18%	12 0.03%	2 0.00%	490 1.17%	568 1.35%	45 0.11%	1 0.00%	7785 18.57%
NCOA Updated Residence	803 1.92%	611 1.46%	165 0.39%	194 0.46%	81 0.19%	66 0.16%	74 0.18%	158 0.38%	30 0.07%	9 0.02%	2191 5.23%
Default Residence	438 1.04%	291 0.69%	58 0.14%	80 0.19%	24 0.06%	30 0.07%	45 0.11%	97 0.23%	10 0.02%	5 0.01%	1078 2.57%
Original Residence	9493 22.64%	6393 15.25%	2241 5.35%	1948 4.65%	781 1.86%	620 1.48%	2336 5.57%	2652 6.33%	322 0.77%	59 0.14%	26845 64.03%
Default Sponsor	4 0.01%	319 0.76%	1 0.00%	69 0.16%	0 0.00%	28 0.07%	0 0.00%	122 0.29%	6 0.01%	2 0.00%	551 1.31%
Original Sponsor	0 0.00%	6 0.01%	0 0.00%	3 0.01%	0 0.00%	0 0.00%	0 0.00%	6 0.01%	0 0.00%	0 0.00%	15 0.04%
Default Unit	670 1.60%	0 0.00%	49 0.12%	1 0.00%	15 0.04%	0 0.00%	0 0.00%	0 0.00%	0 0.00%	2 0.00%	737 1.76%
Original Unit	16 0.04%	0 0.00%	1 0.00%	0 0.00%	0 0.00%	0 0.00%	0 0.00%	0 0.00%	0 0.00%	0 0.00%	17 0.04%

F. SURVEY ADMINISTRATION TIMELINE

Quarter I

File Receipt	27 Aug 08
NCOA Update	28 Aug 08
Pre-Notification (Non-Active Duty)	5 Sept 08
Pre-Notification (mailed to Active Duty)	24 Sept 08
Altarum-DEERS Update	22 Sept 08
Questionnaire 1	7 Oct 08
Postcard	21 Oct 08
Altarum-DEERS Update	20 Oct 08
Questionnaire 2	3 Nov 08
Close of Field	1 Dec 08
File to Mathematica	9 Dec 08

Quarter II

File Receipt	20 Nov 08
NCOA Update	21 Nov 08
Pre-Notification	2 Dec 08
Altarum-DEERS Update	17 Dec 08
Questionnaire 1	2 Jan 09
Postcard	14 Jan 09
Altarum-DEERS Update	23 Jan 09
Questionnaire 2	9 Feb 09
Close of Field	11 Mar 09
File to Mathematica	25 Mar 09
Final Report to DoD	31 Mar 09

Quarter III

File Receipt	20 Feb 09
NCOA Update	23 Feb 09
Pre-Notification	5 Mar 09
Altarum-DEERS Update	18 Mar 09
Questionnaire 1	31 Mar 09
Postcard	16 Apr 09
Altarum-DEERS Update	20 Apr 09
Questionnaire 2	4 May 09
Close of Field	2 Jun 09
File to Mathematica	11 Jun 09
Final Report to DoD	12 Jun 09

Quarter IV

File Receipt	14 May 09
NCOA Update	15 May 09
Pre-Notification	1 Jun 09
Altarum-DEERS Update	16 Jun 09

Questionnaire 1	29 Jun 09
Postcard	15 Jul 09
Altarum-DEERS Update	17 Jul 09
Questionnaire 2	31 Jul 09
Close of Field	1 Sept 09
File to Mathematica	3 Sept 09
Final Report to DoD	8 Sept 09

G. DISPOSITION CODES

Synovate assigns disposition codes to each sample member as the information is received and questionnaire is returned. These codes are outlined below.

- FLAG_FIN=1
Returned survey – survey was completed and returned.
- FLAG_FIN=2
Returned ineligible – survey was returned with at least one question marked and information that the beneficiary was ineligible. The information indicating ineligibility may have come by mail, phone, fax, or the survey itself.
- FLAG_FIN=3
Returned blank – temporarily ill or incapacitated. Survey was returned blank along with information that the beneficiary was temporarily ill or incapacitated. These sample members were eligible.
- FLAG_FIN=4
Returned blank – deceased. Survey was returned blank along with information that the beneficiary was deceased. These sample members were ineligible.
- FLAG_FIN=5
Returned blank – incarcerated or permanently incapacitated. Survey was returned blank along with information that the beneficiary was incarcerated or permanently hospitalized. These sample members were ineligible.
- FLAG_FIN=6
Returned blank – left military or divorced after fielding date, retired. Survey was returned blank along with information that the beneficiary left the military after fielding date, divorced after fielding date, or retired. These sample members were eligible.
- FLAG_FIN=7
Returned blank – not eligible on fielding date. Survey was returned blank along with information that the beneficiary was not eligible for Military Health System Plan on fielding date. These sample members were ineligible.
- FLAG_FIN=8
Returned blank – other eligible. Survey was returned blank along with a reason given by the sample member. These sample members were eligible.
- FLAG_FIN=9
Returned blank – no reason. Survey was returned blank without an explanation. These sample members had unknown eligibility.

- FLAG_FIN=10
No return – temporarily ill or incapacitated. Survey was not returned and beneficiary was temporarily ill or incapacitated. These sample members were eligible.
- FLAG_FIN=11
No return – active refuser. Survey was not returned and beneficiary refused to take part in the survey. These sample members were eligible.
- FLAG_FIN=12
No return – deceased. Survey was not returned and beneficiary deceased. These sample members were ineligible.
- FLAG_FIN=13
No return – incarcerated or permanently incapacitated. Survey was not returned, beneficiary was incarcerated or permanently hospitalized. These sample members were ineligible.
- FLAG_FIN=14
No return – left military or divorced after fielding date, retired. Survey was not returned, beneficiary left service after fielding date, divorced after fielding date, or retired. These sample members were eligible.
- FLAG_FIN=15
No return – not eligible on fielding date. Survey was not returned, beneficiary was not eligible for Military Health System Plan on fielding date. These sample members were ineligible.

Example: Beneficiary turned 21 and is no longer covered under parents' plan.

- FLAG_FIN=16
No return – other eligible. Survey was not returned, beneficiary gave other reason for not completing the survey. These sample members were eligible.

Examples: Beneficiary claims they have not used benefits in past 12 months.
Beneficiary is away at college, on a religious mission, lives overseas.
Received information that beneficiary chosen for survey does not speak English well enough to participate.

- FLAG_FIN=17
No return – no reason. Survey was not returned, beneficiary gave no reason. These sample members had unknown eligibility.
- FLAG_FIN=18
Postal Non Deliverable (PND) – no address remaining. All addresses were attempted, mailing was returned PND. These sample members had unknown eligibility.
- FLAG_FIN=19
PND – address remaining at the close of field. At the close of field, the last address used was found invalid, next available was not attempted. These sample members had unknown eligibility.
- FLAG_FIN=20
Original Non-Locatable – no address at start of mailing. Substantially incomplete or blank address field before the survey was administered, no mailings attempted. These sample members had unknown eligibility.

- FLAG_FIN=21
Beneficiary provides written documentation declining to participate but doesn't specify a reason. These sample members were eligible.
- FLAG_FIN=22
Beneficiary indicates they are hospitalized but without providing any way to determine whether incapacity is temporary or permanent. Therefore, eligibility determination can not be made. These sample members had unknown eligibility.
- FLAG_FIN=23
Returned blank – deployed. Survey was returned blank along with information that the beneficiary was deployed. These sample members were eligible.
- FLAG_FIN=24
No return – deployed. Survey was not returned, beneficiary was deployed. These sample members were eligible.
- FLAG_FIN=25
Deceased. Beneficiary coded as deceased due to refresh sample sent by Altarum. These sample members were ineligible.
- FLAG_FIN=26
No match. Not eligible indicated by Altarum-DEERS update. Beneficiary coded as no longer having TRICARE coverage due to sample refresh.

Tables 2.2.1.a-2.2.1.e, 2.2.2.a-2.2.2.c, 2.2.3-2.2.4 show frequencies of these disposition codes by beneficiary category. Tables 2.2.1.a-2.2.1.e for Quarter I are broken out by total sample, V3 sample versus V4 sample; and Control Group versus Experimental (email) group. Tables 2.2.2.a-2.2.2.c for Quarter II are broken out by total sample, V3 sample versus V4 sample. Table 2.2.3 for Quarter III and Table 2.2.4 for Quarter IV, show the total sample.

Table 2.2.1.a

Frequency of Disposition by Beneficiary Category – Total Sample – Quarter I, 2009

TOTAL SAMPLE	Active Duty (ACT)	Dependent of Active Duty (DA)	Guard/ Reserve (GRD)	Dependent of Guard/ Reserve (DGR)	Inactive Guard/ Reserve (IGR)	Dependent of Inactive Guard/ Reserve (IDG)	Retiree (RET)	Dependent of Retiree (DR)	Survivor (DS)	Other (OTH)	Total
RETURNED	4920	2051	1014	499	172	151	2432	2109	347	9	13704
Completed (1)	4742 9.42%	2014 4.00%	974 1.94%	487 0.97%	172 0.34%	147 0.29%	2404 4.78%	2074 4.12%	343 0.68%	9 0.02%	13366 26.56%
Ineligible (2)	0 0.00%	0 0.00%	0 0.00%	0 0.00%	0 0.00%	0 0.00%	0 0.00%	0 0.00%	0 0.00%	0 0.00%	0 0.00%
Temporarily III or Incapacitated (3)	0 0.00%	0 0.00%	0 0.00%	0 0.00%	0 0.00%	0 0.00%	0 0.00%	0 0.00%	0 0.00%	0 0.00%	0 0.00%
Deceased (4)	0 0.00%	0 0.00%	0 0.00%	0 0.00%	0 0.00%	0 0.00%	1 0.00%	1 0.00%	0 0.00%	0 0.00%	2 0.00%
Incarcerated or Permanently Incapacitated (5)	0 0.00%	0 0.00%	0 0.00%	0 0.00%	0 0.00%	0 0.00%	3 0.01%	1 0.00%	0 0.00%	0 0.00%	4 0.01%
Left Military or divorced after 4.30.08, retired (6)	0 0.00%	1 0.00%	0 0.00%	0 0.00%	0 0.00%	1 0.00%	0 0.00%	0 0.00%	0 0.00%	0 0.00%	2 0.00%
Not Eligible on 4.30.08 (7)	0 0.00%	1 0.00%	0 0.00%	0 0.00%	0 0.00%	0 0.00%	0 0.00%	0 0.00%	0 0.00%	0 0.00%	1 0.00%
Other Eligible (8)	0 0.00%	1 0.00%	1 0.00%	0 0.00%	0 0.00%	0 0.00%	2 0.00%	1 0.00%	0 0.00%	0 0.00%	5 0.01%
No Reason (9)	178 0.35%	34 0.07%	39 0.08%	12 0.02%	0 0.00%	3 0.01%	22 0.04%	32 0.06%	4 0.01%	0 0.00%	324 0.64%
NO RETURN	13820	7539	2574	1908	554	621	1917	2587	246	56	31822
Temporarily III or Incapacitated (10)	0 0.00%	0 0.00%	0 0.00%	0 0.00%	0 0.00%	0 0.00%	0 0.00%	0 0.00%	0 0.00%	0 0.00%	0 0.00%
Active Refusal (11)	10 0.02%	9 0.02%	5 0.01%	3 0.01%	1 0.00%	0 0.00%	1 0.00%	7 0.01%	2 0.00%	0 0.00%	38 0.08%

2.2.1.a (continued)

TOTAL SAMPLE	Active Duty (ACT)	Dependent of Active Duty (DA)	Guard/ Reserve (GRD)	Dependent of Guard/ Reserve (DGR)	Inactive Guard/ Reserve (IGR)	Dependent of Inactive Guard/ Reserve (IDG)	Retiree (RET)	Dependent of Retiree (DR)	Survivor (DS)	Other (OTH)	Total
Deceased (12)	0 0.00%	0 0.00%	0 0.00%	1 0.00%	0 0.00%	0 0.00%	0 0.00%	1 0.00%	1 0.00%	0 0.00%	3 0.01%
Incarcerated or Permanently Incapacitated (13)	2 0.00%	1 0.00%	0 0.00%	0 0.00%	0 0.00%	0 0.00%	2 0.00%	2 0.00%	1 0.00%	0 0.00%	8 0.02%
Left Military or divorced after 4.30.08, retired (14)	0 0.00%	2 0.00%	0 0.00%	1 0.00%	0 0.00%	0 0.00%	0 0.00%	2 0.00%	0 0.00%	0 0.00%	5 0.01%
Not Eligible on 4.30.08 (15)	0 0.00%	0 0.00%	0 0.00%	0 0.00%	0 0.00%	0 0.00%	0 0.00%	1 0.00%	0 0.00%	0 0.00%	1 0.00%
Other Eligible (16)	3 0.01%	5 0.01%	2 0.00%	3 0.01%	0 0.00%	0 0.00%	3 0.01%	8 0.02%	0 0.00%	0 0.00%	24 0.05%
No Reason (17)	13805 27.43%	7522 14.95%	2567 5.10%	1900 3.78%	553 1.10%	621 1.23%	1911 3.80%	2566 5.10%	242 0.48%	56 0.11%	31743 63.07%
PND	2399	1027	297	162	62	48	137	227	58	14	4431
No Address Remaining (18)	780 1.55%	645 1.28%	126 0.25%	106 0.21%	25 0.05%	25 0.05%	107 0.21%	131 0.26%	35 0.07%	9 0.02%	1989 3.95%
Address Remains at Close of Field (19)	1530 3.04%	376 0.75%	164 0.33%	56 0.11%	37 0.07%	23 0.05%	26 0.05%	96 0.19%	15 0.03%	5 0.01%	2328 4.63%
No Address at Start of Mailing (20)	89 0.18%	6 0.01%	7 0.01%	0 0.00%	0 0.00%	0 0.00%	4 0.01%	0 0.00%	8 0.02%	0 0.00%	114 0.23%
MISCELLANEOUS	0	0	0	0	0	0	0	0	0	0	0
Written Refusal without Reason (21)	0 0.00%	0 0.00%	0 0.00%	0 0.00%	0 0.00%	0 0.00%	0 0.00%	0 0.00%	0 0.00%	0 0.00%	0 0.00%
Ill or Incapacitated – Unsure whether Temporary or Permanent (22)	0 0.00%	0 0.00%	0 0.00%	0 0.00%	0 0.00%	0 0.00%	0 0.00%	0 0.00%	0 0.00%	0 0.00%	0 0.00%

2.2.1.a (continued)

TOTAL SAMPLE	Active Duty (ACT)	Dependent of Active Duty (DA)	Guard/ Reserve (GRD)	Dependent of Guard/ Reserve (DGR)	Inactive Guard/ Reserve (IGR)	Dependent of Inactive Guard/ Reserve (IDG)	Retiree (RET)	Dependent of Retiree (DR)	Survivor (DS)	Other (OTH)	Total
DEPLOYED	28	1	12	0	3	1	2	3	1	0	51
Returned Blank (23)	5 0.01%	0 0.00%	4 0.01%	0 0.00%	1 0.00%	0 0.00%	0 0.00%	0 0.00%	0 0.00%	0 0.00%	10 0.02%
No Return (24)	23 0.05%	1 0.00%	8 0.02%	0 0.00%	2 0.00%	1 0.00%	2 0.00%	3 0.01%	1 0.00%	0 0.00%	41 0.08%
SAMPLE REFRESH	159	67	29	22	3	2	7	2	4	24	319
Deceased Indicated by Altarum-DEERS Update(25)	1 0.00%	0 0.00%	1 0.00%	0 0.00%	0 0.00%	1 0.00%	4 0.01%	2 0.00%	1 0.00%	0 0.00%	10 0.02%
Not Eligible Indicated by Altarum-DEERS Update (26)	158 0.31%	67 0.13%	28 0.06%	22 0.04%	3 0.01%	1 0.00%	3 0.01%	0 0.00%	3 0.01%	24 0.05%	309 0.61%
TOTALS	21326	10685	3926	2591	794	823	4495	4928	656	103	50327
YIELD RATE	22.24%	18.85%	24.81%	18.80%	21.66%	17.86%	53.48%	42.09%	52.29%	8.74%	26.55%

Table 2.2.1.b

Frequency of Disposition by Beneficiary Category – V3 Sample – Quarter I, 2009

V3 SAMPLE	Active Duty (ACT)	Dependent of Active Duty (DA)	Guard/ Reserve (GRD)	Dependent of Guard/ Reserve (DGR)	Inactive Guard/ Reserve (IGR)	Dependent of Inactive Guard/ Reserve (IDG)	Retiree (RET)	Dependent of Retiree (DR)	Survivor (DS)	Other (OTH)	Total
RETURNED	2457	1053	522	258	89	72	1239	1048	160	5	6903
Completed (1)	2367 9.41%	1033 4.11%	502 2.00%	253 10.1%	89 0.35%	72 0.29%	1223 4.86%	1031 4.10%	160 0.64%	5 0.02%	6735 26.77%
Ineligible (2)	0 0.00%	0 0.00%	0 0.00%	0 0.00%	0 0.00%	0 0.00%	0 0.00%	0 0.00%	0 0.00%	0 0.00%	0 0.00%
Temporarily Ill or Incapacitated (3)	0 0.00%	0 0.00%	0 0.00%	0 0.00%	0 0.00%	0 0.00%	0 0.00%	0 0.00%	0 0.00%	0 0.00%	0 0.00%
Deceased (4)	0 0.00%	0 0.00%	0 0.00%	0 0.00%	0 0.00%	0 0.00%	0 0.00%	0 0.00%	0 0.00%	0 0.00%	0 0.00%
Incarcerated or Permanently Incapacitated (5)	0 0.00%	0 0.00%	0 0.00%	0 0.00%	0 0.00%	0 0.00%	3 0.01%	0 0.00%	0 0.00%	0 0.00%	3 0.01%
Left Military or divorced after 4.30.08, retired (6)	0 0.00%	0 0.00%	0 0.00%	0 0.00%	0 0.00%	0 0.00%	0 0.00%	0 0.00%	0 0.00%	0 0.00%	0 0.00%
Not Eligible on 4.30.08 (7)	0 0.00%	0 0.00%	0 0.00%	0 0.00%	0 0.00%	0 0.00%	0 0.00%	0 0.00%	0 0.00%	0 0.00%	0 0.00%
Other Eligible (8)	0 0.00%	0 0.00%	0 0.00%	0 0.00%	0 0.00%	0 0.00%	2 0.01%	1 0.00%	0 0.00%	0 0.00%	3 0.01%
No Reason (9)	90 0.36%	20 0.08%	20 0.08%	5 0.02%	0 0.00%	0 0.00%	11 0.04%	16 0.06%	0 0.00%	0 0.00%	162 0.64%
NO RETURN	6886	3772	1325	952	265	296	974	1226	140	34	15870
Temporarily Ill or Incapacitated (10)	0 0.00%	0 0.00%	0 0.00%	0 0.00%	0 0.00%	0 0.00%	0 0.00%	0 0.00%	0 0.00%	0 0.00%	0 0.00%
Active Refusal (11)	4 0.02%	5 0.02%	1 0.00%	1 0.00%	0 0.00%	0 0.00%	0 0.00%	3 0.01%	2 0.01%	0 0.00%	16 0.06%

2.2.1.b (continued)

V3 SAMPLE	Active Duty (ACT)	Dependent of Active Duty (DA)	Guard/ Reserve (GRD)	Dependent of Guard/ Reserve (DGR)	Inactive Guard/ Reserve (IGR)	Dependent of Inactive Guard/ Reserve (IDG)	Retiree (RET)	Dependent of Retiree (DR)	Survivor (DS)	Other (OTH)	Total
Deceased (12)	0 0.00%	0 0.00%	0 0.00%	1 0.00%	0 0.00%	0 0.00%	0 0.00%	0 0.00%	0 0.00%	0 0.00%	1 0.00%
Incarcerated or Permanently Incapacitated (13)	1 0.00%	1 0.00%	0 0.00%	0 0.00%	0 0.00%	0 0.00%	2 0.01%	2 0.01%	1 0.00%	0 0.00%	7 0.03%
Left Military or divorced after 4.30.08, retired (14)	0 0.00%	1 0.00%	0 0.00%	1 0.00%	0 0.00%	0 0.00%	0 0.00%	1 0.00%	0 0.00%	0 0.00%	3 0.01%
Not Eligible on 4.30.08 (15)	0 0.00%	0 0.00%	0 0.00%	0 0.00%	0 0.00%	0 0.00%	0 0.00%	0 0.00%	0 0.00%	0 0.00%	0 0.00%
Other Eligible (16)	2 0.01%	3 0.01%	2 0.01%	0 0.00%	0 0.00%	0 0.00%	2 0.01%	5 0.02%	0 0.00%	0 0.00%	14 0.06%
No Reason (17)	6879 27.34%	3762 14.95%	1322 5.25%	949 3.77%	265 1.05%	296 1.18%	970 3.86%	1215 4.83%	137 0.54%	34 0.14%	15829 62.91%
PND	1184	507	143	74	39	24	69	126	28	8	2202
No Address Remaining (18)	383 1.52%	307 1.22%	62 0.25%	49 0.19%	17 0.07%	13 0.05%	52 0.21%	73 0.29%	18 0.07%	5 0.02%	979 3.89%
Address Remains at Close of Field (19)	756 3.00%	198 0.79%	76 0.30%	25 0.10%	22 0.09%	11 0.04%	17 0.07%	53 0.21%	7 0.03%	3 0.01%	1168 4.64%
No Address at Start of Mailing (20)	45 0.18%	2 0.01%	5 0.02%	0 0.00%	0 0.00%	0 0.00%	0 0.00%	0 0.00%	3 0.01%	0 0.00%	55 0.22%
MISCELLANEOUS	0	0	0	0	0	0	0	0	0	0	0
Written Refusal without Reason (21)	0 0.00%	0 0.00%	0 0.00%	0 0.00%	0 0.00%	0 0.00%	0 0.00%	0 0.00%	0 0.00%	0 0.00%	0 0.00%
Ill or Incapacitated – Unsure whether Temporary or Permanent (22)	0 0.00%	0 0.00%	0 0.00%	0 0.00%	0 0.00%	0 0.00%	0 0.00%	0 0.00%	0 0.00%	0 0.00%	0 0.00%

2.2.1.b (continued)

V3 SAMPLE	Active Duty (ACT)	Dependent of Active Duty (DA)	Guard/ Reserve (GRD)	Dependent of Guard/ Reserve (DGR)	Inactive Guard/ Reserve (IGR)	Dependent of Inactive Guard/ Reserve (IDG)	Retiree (RET)	Dependent of Retiree (DR)	Survivor (DS)	Other (OTH)	Total
DEPLOYED	13	1	3	0	2	1	1	0	0	0	21
Returned Blank (23)	1 0.00%	0 0.00%	0 0.00%	0 0.00%	1 0.00%	0 0.00%	0 0.00%	0 0.00%	0 0.00%	0 0.00%	2 0.01%
No Return (24)	12 0.05%	1 0.00%	3 0.01%	0 0.00%	1 0.00%	1 0.00%	1 0.00%	0 0.00%	0 0.00%	0 0.00%	19 0.08%
SAMPLE REFRESH	85	27	14	9	2	1	4	1	3	19	165
Deceased Indicated by Altarm- DEERS Update(25)	0 0.00%	0 0.00%	0 0.00%	0 0.00%	0 0.00%	0 0.00%	3 0.01%	1 0.00%	0 0.00%	0 0.00%	4 0.02%
Not Eligible Indicated by Altarm- DEERS Update (26)	85 0.34%	27 0.11%	14 0.06%	9 0.04%	2 0.01%	1 0.00%	1 0.00%	0 0.00%	3 0.01%	19 0.08%	161 0.64%
TOTALS	10625	5360	2007	1293	397	394	2287	2401	331	66	25161
YIELD RATE	22.28%	19.27%	25.01%	19.57%	22.42%	18.27%	53.48%	42.94%	48.34%	7.58%	26.77%

Table 2.2.1.c

Frequency of Disposition by Beneficiary Category – V4 Sample – Quarter I, 2009

V4 SAMPLE	Active Duty (ACT)	Dependent of Active Duty (DA)	Guard/ Reserve (GRD)	Dependent of Guard/ Reserve (DGR)	Inactive Guard/ Reserve (IGR)	Dependent of Inactive Guard/ Reserve (IDG)	Retiree (RET)	Dependent of Retiree (DR)	Survivor (DS)	Other (OTH)	Total
RETURNED	2463	998	492	241	83	79	1193	1061	187	4	6801
Completed (1)	2375 9.44%	981 3.90%	472 1.88%	234 0.93%	83 0.33%	75 0.30%	1181 4.69%	1043 4.14%	183 0.73%	4 0.02%	6631 26.35 %
Ineligible (2)	0 0.00%	0 0.00%	0 0.00%	0 0.00%	0 0.00%	0 0.00%	0 0.00%	0 0.00%	0 0.00%	0 0.00%	0 0.00%
Temporarily III or Incapacitated (3)	0 0.00%	0 0.00%	0 0.00%	0 0.00%	0 0.00%	0 0.00%	0 0.00%	0 0.00%	0 0.00%	0 0.00%	0 0.00%
Deceased (4)	0 0.00%	0 0.00%	0 0.00%	0 0.00%	0 0.00%	0 0.00%	1 0.00%	1 0.00%	0 0.00%	0 0.00%	2 0.01%
Incarcerated or Permanently Incapacitated (5)	0 0.00%	0 0.00%	0 0.00%	0 0.00%	0 0.00%	0 0.00%	0 0.00%	1 0.00%	0 0.00%	0 0.00%	1 0.00%
Left Military or divorced after 4.30.08, retired (6)	0 0.00%	1 0.00%	0 0.00%	0 0.00%	0 0.00%	1 0.00%	0 0.00%	0 0.00%	0 0.00%	0 0.00%	2 0.01%
Not Eligible on 4.30.08 (7)	0 0.00%	1 0.00%	0 0.00%	0 0.00%	0 0.00%	0 0.00%	0 0.00%	0 0.00%	0 0.00%	0 0.00%	1 0.00%
Other Eligible (8)	0 0.00%	1 0.00%	1 0.00%	0 0.00%	0 0.00%	0 0.00%	0 0.00%	0 0.00%	0 0.00%	0 0.00%	2 0.01%
No Reason (9)	88 0.35%	14 0.06%	19 0.08%	7 0.03%	0 0.00%	3 0.01%	11 0.04%	16 0.06%	4 0.02%	0 0.00%	162 0.64%
NO RETURN	6934	3767	1249	956	289	325	943	1361	106	22	15952
Temporarily III or Incapacitated (10)	0 0.00%	0 0.00%	0 0.00%	0 0.00%	0 0.00%	0 0.00%	0 0.00%	0 0.00%	0 0.00%	0 0.00%	0 0.00%
Active Refusal (11)	6 0.02%	4 0.02%	4 0.02%	2 0.01%	1 0.00%	0 0.00%	1 0.00%	4 0.02%	0 0.00%	0 0.00%	22 0.09%

2.2.1.c (continued)

V4 SAMPLE	Active Duty (ACT)	Dependent of Active Duty (DA)	Guard/ Reserve (GRD)	Dependent of Guard/ Reserve (DGR)	Inactive Guard/ Reserve (IGR)	Dependent of Inactive Guard/ Reserve (IDG)	Retiree (RET)	Dependent of Retiree (DR)	Survivor (DS)	Other (OTH)	Total
Deceased (12)	0 0.00%	0 0.00%	0 0.00%	0 0.00%	0 0.00%	0 0.00%	0 0.00%	1 0.00%	1 0.00%	0 0.00%	2 0.01%
Incarcerated or Permanently Incapacitated (13)	1 0.00%	0 0.00%	0 0.00%	0 0.00%	0 0.00%	0 0.00%	0 0.00%	0 0.00%	0 0.00%	0 0.00%	1 0.00%
Left Military or divorced after 4.30.08, retired (14)	0 0.00%	1 0.00%	0 0.00%	0 0.00%	0 0.00%	0 0.00%	0 0.00%	1 0.00%	0 0.00%	0 0.00%	2 0.01%
Not Eligible on 4.30.08 (15)	0 0.00%	0 0.00%	0 0.00%	0 0.00%	0 0.00%	0 0.00%	0 0.00%	1 0.00%	0 0.00%	0 0.00%	1 0.00%
Other Eligible (16)	1 0.00%	2 0.01%	0 0.00%	3 0.01%	0 0.00%	0 0.00%	1 0.00%	3 0.01%	0 0.00%	0 0.00%	10 0.04%
No Reason (17)	6926 27.52%	3760 14.94%	1245 4.95%	951 3.78%	288 1.14%	325 1.29%	941 3.74%	1351 5.37%	105 0.42%	22 0.09%	15914 63.24%
PND	1215	520	154	88	23	24	68	101	30	6	2229
No Address Remaining (18)	397 1.58%	338 1.34%	64 0.25%	57 0.23%	8 0.03%	12 0.05%	55 0.22%	58 0.23%	17 0.07%	4 0.02%	1010 4.01%
Address Remains at Close of Field (19)	774 3.08%	178 0.71%	88 0.35%	31 0.12%	15 0.06%	12 0.05%	9 0.04%	43 0.17%	8 0.03%	2 0.01%	1160 4.61%
No Address at Start of Mailing (20)	44 0.17%	4 0.02%	2 0.01%	0 0.00%	0 0.00%	0 0.00%	4 0.02%	0 0.00%	5 0.02%	0 0.00%	59 0.23%
MISCELLANEOUS	0	0	0	0	0	0	0	0	0	0	0
Written Refusal without Reason (21)	0 0.00%	0 0.00%	0 0.00%	0 0.00%	0 0.00%	0 0.00%	0 0.00%	0 0.00%	0 0.00%	0 0.00%	0 0.00%
Ill or Incapacitated – Unsure whether Temporary or Permanent (22)	0 0.00%	0 0.00%	0 0.00%	0 0.00%	0 0.00%	0 0.00%	0 0.00%	0 0.00%	0 0.00%	0 0.00%	0 0.00%

2.2.1.c (continued)

V4 SAMPLE	Active Duty (ACT)	Dependent of Active Duty (DA)	Guard/ Reserve (GRD)	Dependent of Guard/ Reserve (DGR)	Inactive Guard/ Reserve (IGR)	Dependent of Inactive Guard/ Reserve (IDG)	Retiree (RET)	Dependent of Retiree (DR)	Survivor (DS)	Other (OTH)	Total
DEPLOYED	15	0	9	0	1	0	1	3	1	0	30
Returned Blank (23)	4 0.02%	0 0.00%	4 0.02%	0 0.00%	0 0.00%	0 0.00%	0 0.00%	0 0.00%	0 0.00%	0 0.00%	8 0.03%
No Return (24)	11 0.04%	0 0.00%	5 0.02%	0 0.00%	1 0.00%	0 0.00%	1 0.00%	3 0.01%	1 0.00%	0 0.00%	22 0.09%
SAMPLE REFRESH	74	40	15	13	1	1	3	1	1	5	154
Deceased Indicated by Altarm- DEERS Update(25)	1 0.00%	0 0.00%	1 0.00%	0 0.00%	0 0.00%	1 0.00%	1 0.00%	1 0.00%	1 0.00%	0 0.00%	6 0.02%
Not Eligible Indicated by Altarm- DEERS Update (26)	73 0.29%	40 0.16%	14 0.06%	13 0.05%	1 0.00%	0 0.00%	2 0.01%	0 0.00%	0 0.00%	5 0.02%	148 0.59%
TOTALS	10701	5325	1919	1298	397	429	2208	2527	325	37	25166
YIELD RATE	22.19%	18.42%	24.60%	18.03%	20.91%	17.48%	53.49%	41.27%	56.31%	10.81 %	26.35%

Table 2.2.1.d

Frequency of Disposition by Beneficiary Category – Control Group (not emailed) Sample – Quarter I, 2009

CONTROL GROUP SAMPLE	Active Duty (ACT)	Dependent of Active Duty (DA)	Guard/ Reserve (GRD)	Dependent of Guard/ Reserve (DGR)	Inactive Guard/ Reserve (IGR)	Dependent of Inactive Guard/ Reserve (IDG)	Retiree (RET)	Dependent of Retiree (DR)	Survivor (DS)	Other (OTH)	Total
RETURNED	111	2051	60	499	19	151	2432	2109	347	9	7788
Completed (1)	104 0.39%	2014 7.48%	54 0.20%	487 1.81%	19 0.07%	147 0.55%	2404 8.92%	2074 7.70%	343 1.27%	9 0.03%	7655 28.41%
Ineligible (2)	0 0.00%	0 0.00%	0 0.00%	0 0.00%	0 0.00%	0 0.00%	0 0.00%	0 0.00%	0 0.00%	0 0.00%	0 0.00%
Temporarily III or Incapacitated (3)	0 0.00%	0 0.00%	0 0.00%	0 0.00%	0 0.00%	0 0.00%	0 0.00%	0 0.00%	0 0.00%	0 0.00%	0 0.00%
Deceased (4)	0 0.00%	0 0.00%	0 0.00%	0 0.00%	0 0.00%	0 0.00%	1 0.00%	1 0.00%	0 0.00%	0 0.00%	2 0.01%
Incarcerated or Permanently Incapacitated (5)	0 0.00%	0 0.00%	0 0.00%	0 0.00%	0 0.00%	0 0.00%	3 0.01%	1 0.00%	0 0.00%	0 0.00%	4 0.01%
Left Military or divorced after 4.30.08, retired (6)	0 0.00%	1 0.00%	0 0.00%	0 0.00%	0 0.00%	1 0.00%	0 0.00%	0 0.00%	0 0.00%	0 0.00%	2 0.01%
Not Eligible on 4.30.08 (7)	0 0.00%	1 0.00%	0 0.00%	0 0.00%	0 0.00%	0 0.00%	0 0.00%	0 0.00%	0 0.00%	0 0.00%	1 0.00%
Other Eligible (8)	0 0.00%	1 0.00%	1 0.00%	0 0.00%	0 0.00%	0 0.00%	2 0.01%	1 0.00%	0 0.00%	0 0.00%	5 0.02%
No Reason (9)	7 0.03%	34 0.13%	5 0.02%	12 0.04%	0 0.00%	3 0.01%	22 0.08%	32 0.12%	4 0.01%	0 0.00%	119 0.44%
No RETURN	1207	7539	401	1908	62	621	1917	2587	246	56	16544
Temporarily III or Incapacitated (10)	0 0.00%	0 0.00%	0 0.00%	0 0.00%	0 0.00%	0 0.00%	0 0.00%	0 0.00%	0 0.00%	0 0.00%	0 0.00%
Active Refusal (11)	1 0.00%	9 0.03%	0 0.00%	3 0.01%	0 0.00%	0 0.00%	1 0.00%	7 0.03%	2 0.01%	0 0.00%	23 0.09%

2.2.1.d (continued)

CONTROL GROUP SAMPLE	Active Duty (ACT)	Dependent of Active Duty (DA)	Guard/ Reserve (GRD)	Dependent of Guard/ Reserve (DGR)	Inactive Guard/ Reserve (IGR)	Dependent of Inactive Guard/ Reserve (IDG)	Retiree (RET)	Dependent of Retiree (DR)	Survivor (DS)	Other (OTH)	Total
Deceased (12)	0 0.00%	0 0.00%	0 0.00%	1 0.00%	0 0.00%	0 0.00%	0 0.00%	1 0.00%	1 0.00%	0 0.00%	3 0.01%
Incarcerated or Permanently Incapacitated (13)	0 0.00%	1 0.00%	0 0.00%	0 0.00%	0 0.00%	0 0.00%	2 0.01%	2 0.01%	1 0.00%	0 0.00%	6 0.02%
Left Military or divorced after 4.30.08, retired (14)	0 0.00%	2 0.01%	0 0.00%	1 0.00%	0 0.00%	0 0.00%	0 0.00%	2 0.01%	0 0.00%	0 0.00%	5 0.02%
Not Eligible on 4.30.08 (15)	0 0.00%	0 0.00%	0 0.00%	0 0.00%	0 0.00%	0 0.00%	0 0.00%	1 0.00%	0 0.00%	0 0.00%	1 0.00%
Other Eligible (16)	0 0.00%	5 0.02%	0 0.00%	3 0.01%	0 0.00%	0 0.00%	3 0.01%	8 0.03%	0 0.00%	0 0.00%	19 0.07%
No Reason (17)	1206 4.48%	7522 27.92%	401 1.49%	1900 7.05%	62 0.23%	621 2.30%	1911 7.09%	2566 9.52%	242 0.90%	56 0.21%	16487 61.19%
PND	659	1027	81	162	9	48	137	227	58	14	2422
No Address Remaining (18)	404 1.50%	645 2.39%	55 0.20%	106 0.39%	9 0.03%	25 0.09%	107 0.40%	131 0.49%	35 0.13%	9 0.03%	1526 5.66%
Address Remains at Close of Field (19)	188 0.70%	376 1.40%	20 0.07%	56 0.21%	0 0.00%	23 0.09%	26 0.10%	96 0.36%	15 0.06%	5 0.02%	805 2.99%
No Address at Start of Mailing (20)	67 0.25%	6 0.02%	6 0.02%	0 0.00%	0 0.00%	0 0.00%	4 0.01%	0 0.00%	8 0.03%	0 0.00%	91 0.34%
MISCELLANEOUS	0	0	0	0	0	0	0	0	0	0	0
Written Refusal without Reason (21)	0 0.00%	0 0.00%	0 0.00%	0 0.00%	0 0.00%	0 0.00%	0 0.00%	0 0.00%	0 0.00%	0 0.00%	0 0.00%
Ill or Incapacitated – Unsure whether Temporary or Permanent (22)	0 0.00%	0 0.00%	0 0.00%	0 0.00%	0 0.00%	0 0.00%	0 0.00%	0 0.00%	0 0.00%	0 0.00%	0 0.00%

2.2.1.d (continued)

CONTROL GROUP SAMPLE	Active Duty (ACT)	Dependent of Active Duty (DA)	Guard/ Reserve (GRD)	Dependent of Guard/ Reserve (DGR)	Inactive Guard/ Reserve (IGR)	Dependent of Inactive Guard/ Reserve (IDG)	Retiree (RET)	Dependent of Retiree (DR)	Survivor (DS)	Other (OTH)	Total
DEPLOYED	1	1	0	0	1	1	2	3	1	0	10
Returned Blank (23)	1 0.00%	0 0.00%	0 0.00%	0 0.00%	1 0.00%	0 0.00%	0 0.00%	0 0.00%	0 0.00%	0 0.00%	2 0.01%
No Return (24)	0 0.00%	1 0.00%	0 0.00%	0 0.00%	0 0.00%	1 0.00%	2 0.01%	3 0.01%	1 0.00%	0 0.00%	8 0.03%
SAMPLE REFRESH	41	67	9	22	0	2	7	2	4	24	178
Deceased Indicated by Altarum-DEERS Update(25)	0 0.00%	0 0.00%	0 0.00%	0 0.00%	0 0.00%	1 0.00%	4 0.01%	2 0.01%	1 0.00%	0 0.00%	8 0.03%
Not Eligible Indicated by Altarum-DEERS Update (26)	41 0.15%	67 0.25%	9 0.03%	22 0.08%	0 0.00%	1 0.00%	3 0.01%	0 0.00%	3 0.01%	24 0.09%	170 0.63%
TOTALS	2019	10685	551	2591	91	823	4495	4928	656	103	26942
YIELD RATE	5.15%	18.85%	9.80%	18.80%	20.88%	17.86%	53.48%	42.09%	52.29%	8.74%	28.41%

Table 2.2.1.e

Frequency of Disposition by Beneficiary Category – Experimental (emailed) Sample – Quarter I, 2009

EXPERIMENTAL SAMPLE	Active Duty (ACT)	Guard/ Reserve (GRD)	Inactive Guard/ Reserve (IGR)	Total
RETURNED	4809	954	153	5916
Completed (1)	4638 19.83%	920 3.93%	153 0.65%	5711 24.42%
Ineligible (2)	0 0.00%	0 0.00%	0 0.00%	0 0.00%
Temporarily Ill or Incapacitated (3)	0 0.00%	0 0.00%	0 0.00%	0 0.00%
Deceased (4)	0 0.00%	0 0.00%	0 0.00%	0 0.00%
Incarcerated or Permanently Incapacitated (5)	0 0.00%	0 0.00%	0 0.00%	0 0.00%
Left Military or divorced after 4.30.08, retired (6)	0 0.00%	0 0.00%	0 0.00%	0 0.00%
Not Eligible on 4.30.08 (7)	0 0.00%	0 0.00%	0 0.00%	0 0.00%
Other Eligible (8)	0 0.00%	0 0.00%	0 0.00%	0 0.00%
No Reason (9)	171 0.73%	34 0.15%	0 0.00%	205 0.88%
No RETURN	12613	2173	492	15278
Temporarily Ill or Incapacitated (10)	0 0.00%	0 0.00%	0 0.00%	0 0.00%
Active Refusal (11)	9 0.04%	5 0.02%	1 0.00%	15 0.06%
Deceased (12)	0 0.00%	0 0.00%	0 0.00%	0 0.00%
Incarcerated or Permanently Incapacitated (13)	2 0.01%	0 0.00%	0 0.00%	2 0.01%
Left Military or divorced after 4.30.08, retired (14)	0 0.00%	0 0.00%	0 0.00%	0 0.00%
Not Eligible on 4.30.08 (15)	0 0.00%	0 0.00%	0 0.00%	0 0.00%
Other Eligible (16)	3 0.01%	2 0.01%	0 0.00%	5 0.02%
No Reason (17)	12599 53.88%	2166 9.26%	491 2.10%	15256 65.24%
PND	1740	216	53	2009
No Address Remaining (18)	376 1.61%	71 0.30%	16 0.07%	463 1.98%
Address Remains at Close of Field (19)	1342 5.74%	144 0.62%	37 0.16%	1523 6.51%
No Address at Start of Mailing (20)	22 0.09%	1 0.00%	0 0.00%	23 0.10%
MISCELLANEOUS	0	0	0	0
Written Refusal without Reason (21)	0 0.00%	0 0.00%	0 0.00%	0 0.00%
Ill or Incapacitated – Unsure whether Temporary or Permanent	0 0.00%	0 0.00%	0 0.00%	0 0.00%

(22)				
------	--	--	--	--

2.2.1.e (continued)

EXPERIMENTAL SAMPLE	Active Duty (ACT)	Guard/ Reserve (GRD)	Inactive Guard/ Reserve (IGR)	Total
DEPLOYED	27	12	2	41
Returned Blank (23)	4 0.02%	4 0.02%	0 0.00%	8 0.03%
No Return (24)	23 0.10%	8 0.03%	2 0.01%	33 0.14%
SAMPLE REFRESH	118	20	3	141
Deceased Indicated by Altarum- DEERS Update(25)	1 0.00%	1 0.00%	0 0.00%	2 0.01%
Not Eligible Indicated by Altarum- DEERS Update (26)	117 0.50%	19 0.08%	3 0.01%	139 0.59%
TOTALS	19307	3375	703	23385
YIELD RATE	24.02%	27.26%	21.76%	24.42%

Table 2.2.2.a

Frequency of Disposition by Beneficiary Category – Total Sample – Quarter II, 2009

TOTAL SAMPLE	Active Duty (ACT)	Dependent of Active Duty (DA)	Guard/ Reserve (GRD)	Dependent of Guard/ Reserve (DGR)	Inactive Guard/ Reserve (IGR)	Dependent of Inactive Guard/ Reserve (IDG)	Retiree (RET)	Dependent of Retiree (DR)	Survivor (DS)	Other (OTH)	Total
RETURNED	4947	2021	861	459	191	166	2491	2208	326	7	13677
Completed (1)	4762 9.29%	1976 3.85%	833 1.62%	446 0.87%	186 0.36%	158 0.31%	2479 4.83%	2174 4.24%	323 0.63%	7 0.01%	13344 26.02%
Ineligible (2)	0 0.00%	0 0.00%	0 0.00%	0 0.00%	0 0.00%	0 0.00%	0 0.00%	3 0.01%	0 0.00%	0 0.00%	3 0.01%
Temporarily Ill or Incapacitated (3)	0 0.00%	0 0.00%	0 0.00%	0 0.00%	0 0.00%	0 0.00%	0 0.00%	0 0.00%	0 0.00%	0 0.00%	0 0.00%
Deceased (4)	0 0.00%	0 0.00%	0 0.00%	0 0.00%	0 0.00%	0 0.00%	0 0.00%	3 0.01%	0 0.00%	0 0.00%	3 0.01%
Incarcerated or Permanently Incapacitated (5)	0 0.00%	0 0.00%	0 0.00%	0 0.00%	0 0.00%	0 0.00%	1 0.00%	0 0.00%	0 0.00%	0 0.00%	1 0.00%
Left Military or divorced after 7.31.08, retired (6)	0 0.00%	1 0.00%	0 0.00%	0 0.00%	0 0.00%	0 0.00%	0 0.00%	0 0.00%	0 0.00%	0 0.00%	1 0.00%
Not Eligible on 7.31.08 (7)	0 0.00%	2 0.00%	0 0.00%	2 0.00%	0 0.00%	0 0.00%	0 0.00%	0 0.00%	0 0.00%	0 0.00%	4 0.01%
Other Eligible (8)	0 0.00%	2 0.00%	0 0.00%	0 0.00%	0 0.00%	1 0.00%	0 0.00%	2 0.00%	0 0.00%	0 0.00%	5 0.01%
No Reason (9)	185 0.36%	40 0.08%	28 0.05%	11 0.02%	5 0.01%	7 0.01%	11 0.02%	26 0.05%	3 0.01%	0 0.00%	316 0.62%
NO RETURN	14426	7781	2474	1823	568	630	1906	2586	271	53	32518
Temporarily Ill or Incapacitated (10)	0 0.00%	0 0.00%	0 0.00%	0 0.00%	0 0.00%	0 0.00%	0 0.00%	0 0.00%	0 0.00%	0 0.00%	0 0.00%
Active Refusal (11)	8 0.02%	8 0.02%	0 0.00%	1 0.00%	1 0.00%	2 0.00%	7 0.01%	13 0.03%	6 0.01%	0 0.00%	46 0.09%

2.2.2.a (continued)

TOTAL SAMPLE	Active Duty (ACT)	Dependent of Active Duty (DA)	Guard/ Reserve (GRD)	Dependent of Guard/ Reserve (DGR)	Inactive Guard/ Reserve (IGR)	Dependent of Inactive Guard/ Reserve (IDG)	Retiree (RET)	Dependent of Retiree (DR)	Survivor (DS)	Other (OTH)	Total
Deceased (12)	0 0.00%	0 0.00%	0 0.00%	0 0.00%	0 0.00%	0 0.00%	2 0.00%	1 0.00%	1 0.00%	0 0.00%	4 0.01%
Incarcerated or Permanently Incapacitated (13)	0 0.00%	0 0.00%	0 0.00%	0 0.00%	0 0.00%	0 0.00%	3 0.01%	1 0.00%	0 0.00%	0 0.00%	4 0.01%
Left Military or divorced after 7.31.08, retired (14)	0 0.00%	2 0.00%	0 0.00%	2 0.00%	0 0.00%	1 0.00%	0 0.00%	2 0.00%	1 0.00%	0 0.00%	8 0.02%
Not Eligible on 7.31.08 (15)	0 0.00%	2 0.00%	0 0.00%	0 0.00%	0 0.00%	0 0.00%	0 0.00%	0 0.00%	0 0.00%	0 0.00%	2 0.00%
Other Eligible (16)	2 0.00%	5 0.01%	0 0.00%	1 0.00%	0 0.00%	0 0.00%	2 0.00%	6 0.01%	1 0.00%	0 0.00%	17 0.03%
No Reason (17)	14416 28.11%	7764 15.14%	2474 4.82%	1819 3.55%	567 1.11%	627 1.22%	1892 3.69%	2563 5.00%	262 0.51%	53 0.10%	32437 63.26%
PND	2779	938	331	150	49	48	157	176	54	10	4692
No Address Remaining (18)	549 1.07%	417 0.81%	128 0.25%	65 0.13%	22 0.04%	22 0.04%	102 0.20%	53 0.10%	35 0.07%	6 0.01%	1399 2.73%
Address Remains at Close of Field (19)	1486 2.90%	515 1.00%	156 0.30%	85 0.17%	24 0.05%	26 0.05%	48 0.09%	122 0.24%	16 0.03%	3 0.01%	2481 4.84%
No Address at Start of Mailing (20)	744 1.45%	6 0.01%	47 0.09%	0 0.00%	3 0.01%	0 0.00%	7 0.01%	1 0.00%	3 0.01%	1 0.00%	812 1.58%
MISCELLANEOUS	0	0	0	0	0	0	0	0	0	0	0
Written Refusal without Reason (21)	0 0.00%	0 0.00%	0 0.00%	0 0.00%	0 0.00%	0 0.00%	0 0.00%	0 0.00%	0 0.00%	0 0.00%	0 0.00%
Ill or Incapacitated – Unsure whether Temporary or Permanent (22)	0 0.00%	0 0.00%	0 0.00%	0 0.00%	0 0.00%	0 0.00%	0 0.00%	0 0.00%	0 0.00%	0 0.00%	0 0.00%

2.2.2.a (continued)

TOTAL SAMPLE	Active Duty (ACT)	Dependent of Active Duty (DA)	Guard/ Reserve (GRD)	Dependent of Guard/ Reserve (DGR)	Inactive Guard/ Reserve (IGR)	Dependent of Inactive Guard/ Reserve (IDG)	Retiree (RET)	Dependent of Retiree (DR)	Survivor (DS)	Other (OTH)	Total
DEPLOYED	20	1	21	1	3	0	0	2	1	0	49
Returned Blank (23)	6 0.01%	0 0.00%	7 0.01%	0 0.00%	1 0.00%	0 0.00%	0 0.00%	0 0.00%	0 0.00%	0 0.00%	14 0.03%
No Return (24)	14 0.03%	1 0.00%	14 0.03%	1 0.00%	2 0.00%	0 0.00%	0 0.00%	2 0.00%	1 0.00%	0 0.00%	35 0.07%
SAMPLE REFRESH	154	74	39	15	8	11	18	6	3	15	343
Deceased Indicated by Altarm- DEERS Update(25)	6 0.01%	0 0.00%	1 0.00%	1 0.00%	0 0.00%	0 0.00%	6 0.01%	3 0.01%	1 0.00%	0 0.00%	18 0.04%
Not Eligible Indicated by Altarm- DEERS Update (26)	148 0.29%	74 0.14%	38 0.07%	14 0.03%	8 0.02%	11 0.02%	12 0.02%	3 0.01%	2 0.00%	15 0.03%	325 0.63%
TOTALS	22326	10815	3726	2448	819	855	4572	4978	655	85	51279
YIELD RATE	21.33%	18.27%	22.36%	18.22%	22.71%	18.48%	54.22%	43.67%	49.31%	8.24%	26.02%

Table 2.2.2.b

Frequency of Disposition by Beneficiary Category – V3 Sample – Quarter II, 2009

V3 SAMPLE	Active Duty (ACT)	Dependent of Active Duty (DA)	Guard/ Reserve (GRD)	Dependent of Guard/ Reserve (DGR)	Inactive Guard/ Reserve (IGR)	Dependent of Inactive Guard/ Reserve (IDG)	Retiree (RET)	Dependent of Retiree (DR)	Survivor (DS)	Other (OTH)	Total
RETURNED	2513	997	420	241	98	82	1256	1150	163	2	6922
Completed (1)	2405 9.38%	974 3.80%	408 1.59%	236 0.92%	97 0.38%	76 0.30%	1249 4.87%	1139 4.44%	162 0.63%	2 0.01%	6748 26.31%
Ineligible (2)	0 0.00%	0 0.00%	0 0.00%	0 0.00%	0 0.00%	0 0.00%	0 0.00%	1 0.00%	0 0.00%	0 0.00%	1 0.00%
Temporarily Ill or Incapacitated (3)	0 0.00%	0 0.00%	0 0.00%	0 0.00%	0 0.00%	0 0.00%	0 0.00%	0 0.00%	0 0.00%	0 0.00%	0 0.00%
Deceased (4)	0 0.00%	0 0.00%	0 0.00%	0 0.00%	0 0.00%	0 0.00%	0 0.00%	1 0.00%	0 0.00%	0 0.00%	1 0.00%
Incarcerated or Permanently Incapacitated (5)	0 0.00%	0 0.00%	0 0.00%	0 0.00%	0 0.00%	0 0.00%	0 0.00%	0 0.00%	0 0.00%	0 0.00%	0 0.00%
Left Military or divorced after 7.31.08, retired (6)	0 0.00%	0 0.00%	0 0.00%	0 0.00%	0 0.00%	0 0.00%	0 0.00%	0 0.00%	0 0.00%	0 0.00%	0 0.00%
Not Eligible on 7.31.08 (7)	0 0.00%	1 0.00%	0 0.00%	2 0.01%	0 0.00%	0 0.00%	0 0.00%	0 0.00%	0 0.00%	0 0.00%	3 0.01%
Other Eligible (8)	0 0.00%	1 0.00%	0 0.00%	0 0.00%	0 0.00%	0 0.00%	0 0.00%	1 0.00%	0 0.00%	0 0.00%	2 0.01%
No Reason (9)	108 0.42%	21 0.08%	12 0.05%	3 0.01%	1 0.00%	6 0.02%	7 0.03%	8 0.03%	1 0.00%	0 0.00%	167 0.65%
NO RETURN	7186	3888	1221	887	299	327	965	1258	125	29	16185
Temporarily Ill or Incapacitated (10)	0 0.00%	0 0.00%	0 0.00%	0 0.00%	0 0.00%	0 0.00%	0 0.00%	0 0.00%	0 0.00%	0 0.00%	0 0.00%
Active Refusal (11)	3 0.01%	3 0.01%	0 0.00%	0 0.00%	0 0.00%	0 0.00%	3 0.01%	9 0.04%	3 0.01%	0 0.00%	21 0.08%

2.2.2.b (continued)

V3 SAMPLE	Active Duty (ACT)	Dependent of Active Duty (DA)	Guard/ Reserve (GRD)	Dependent of Guard/ Reserve (DGR)	Inactive Guard/ Reserve (IGR)	Dependent of Inactive Guard/ Reserve (IDG)	Retiree (RET)	Dependent of Retiree (DR)	Survivor (DS)	Other (OTH)	Total
Deceased (12)	0 0.00%	0 0.00%	0 0.00%	0 0.00%	0 0.00%	0 0.00%	1 0.00%	1 0.00%	0 0.00%	0 0.00%	2 0.01%
Incarcerated or Permanently Incapacitated (13)	0 0.00%	0 0.00%	0 0.00%	0 0.00%	0 0.00%	0 0.00%	1 0.00%	1 0.00%	0 0.00%	0 0.00%	2 0.01%
Left Military or divorced after 7.31.08, retired (14)	0 0.00%	1 0.00%	0 0.00%	1 0.00%	0 0.00%	1 0.00%	0 0.00%	2 0.01%	1 0.00%	0 0.00%	6 0.02%
Not Eligible on 7.31.08 (15)	0 0.00%	2 0.01%	0 0.00%	0 0.00%	0 0.00%	0 0.00%	0 0.00%	0 0.00%	0 0.00%	0 0.00%	2 0.01%
Other Eligible (16)	1 0.00%	3 0.01%	0 0.00%	1 0.00%	0 0.00%	0 0.00%	1 0.00%	1 0.00%	1 0.00%	0 0.00%	8 0.03%
No Reason (17)	7182 28.00%	3879 15.12%	1221 4.76%	885 3.45%	299 1.17%	326 1.27%	959 3.74%	1244 4.85%	120 0.47%	29 0.11%	16144 62.94%
PND	1402	473	159	75	30	23	65	96	31	4	2358
No Address Remaining (18)	277 1.08%	203 0.79%	52 0.20%	27 0.11%	15 0.06%	11 0.04%	40 0.16%	27 0.11%	19 0.07%	2 0.01%	673 2.62%
Address Remains at Close of Field (19)	740 2.88%	265 1.03%	81 0.32%	48 0.19%	14 0.05%	12 0.05%	21 0.08%	68 0.27%	11 0.04%	2 0.01%	1262 4.92%
No Address at Start of Mailing (20)	385 1.50%	5 0.02%	26 0.10%	0 0.00%	1 0.00%	0 0.00%	4 0.02%	1 0.00%	1 0.00%	0 0.00%	423 1.65%
MISCELLANEOUS	0	0	0	0	0	0	0	0	0	0	0
Written Refusal without Reason (21)	0 0.00%	0 0.00%	0 0.00%	0 0.00%	0 0.00%	0 0.00%	0 0.00%	0 0.00%	0 0.00%	0 0.00%	0 0.00%
Ill or Incapacitated – Unsure whether Temporary or Permanent (22)	0 0.00%	0 0.00%	0 0.00%	0 0.00%	0 0.00%	0 0.00%	0 0.00%	0 0.00%	0 0.00%	0 0.00%	0 0.00%

2.2.2.b (continued)

V3 SAMPLE	Active Duty (ACT)	Dependent of Active Duty (DA)	Guard/ Reserve (GRD)	Dependent of Guard/ Reserve (DGR)	Inactive Guard/ Reserve (IGR)	Dependent of Inactive Guard/ Reserve (IDG)	Retiree (RET)	Dependent of Retiree (DR)	Survivor (DS)	Other (OTH)	Total
DEPLOYED	12	0	7	1	2	0	0	1	1	0	24
Returned Blank (23)	4 0.02%	0 0.00%	5 0.02%	0 0.00%	1 0.00%	0 0.00%	0 0.00%	0 0.00%	0 0.00%	0 0.00%	10 0.04%
No Return (24)	8 0.03%	0 0.00%	2 0.01%	1 0.00%	1 0.00%	0 0.00%	0 0.00%	1 0.00%	1 0.00%	0 0.00%	14 0.05%
SAMPLE REFRESH	71	45	18	5	3	4	7	4	1	4	162
Deceased Indicated by Altarm- DEERS Update(25)	4 0.02%	0 0.00%	1 0.00%	0 0.00%	0 0.00%	0 0.00%	3 0.01%	1 0.00%	0 0.00%	0 0.00%	9 0.04%
Not Eligible Indicated by Altarm- DEERS Update (26)	67 0.26%	45 0.18%	17 0.07%	5 0.02%	3 0.01%	4 0.02%	4 0.02%	3 0.01%	1 0.00%	4 0.02%	153 0.60%
TOTALS	11184	5403	1825	1209	432	436	2293	2509	321	39	25651
YIELD RATE	21.50%	18.03%	22.36%	19.52%	22.45%	17.43%	54.47%	45.40%	50.47%	5.13%	26.34%

Table 2.2.2.c

Frequency of Disposition by Beneficiary Category – V4 Sample – Quarter II, 2009

V4 SAMPLE	Active Duty (ACT)	Dependent of Active Duty (DA)	Guard/ Reserve (GRD)	Dependent of Guard/ Reserve (DGR)	Inactive Guard/ Reserve (IGR)	Dependent of Inactive Guard/ Reserve (IDG)	Retiree (RET)	Dependent of Retiree (DR)	Survivor (DS)	Other (OTH)	Total
RETURNED	2434	1024	441	218	93	84	1235	1058	163	5	6755
Completed (1)	2357 9.20%	1002 3.91%	425 1.66%	210 0.82%	89 0.35%	82 0.32%	1230 4.80%	1035 4.04%	161 0.63%	5 0.02%	6596 25.74%
Ineligible (2)	0 0.00%	0 0.00%	0 0.00%	0 0.00%	0 0.00%	0 0.00%	0 0.00%	2 0.01%	0 0.00%	0 0.00%	2 0.01%
Temporarily III or Incapacitated (3)	0 0.00%	0 0.00%	0 0.00%	0 0.00%	0 0.00%	0 0.00%	0 0.00%	0 0.00%	0 0.00%	0 0.00%	0 0.00%
Deceased (4)	0 0.00%	0 0.00%	0 0.00%	0 0.00%	0 0.00%	0 0.00%	0 0.00%	2 0.01%	0 0.00%	0 0.00%	2 0.01%
Incarcerated or Permanently Incapacitated (5)	0 0.00%	0 0.00%	0 0.00%	0 0.00%	0 0.00%	0 0.00%	1 0.00%	0 0.00%	0 0.00%	0 0.00%	1 0.00%
Left Military or divorced after 7.31.08, retired (6)	0 0.00%	1 0.00%	0 0.00%	0 0.00%	0 0.00%	0 0.00%	0 0.00%	0 0.00%	0 0.00%	0 0.00%	1 0.00%
Not Eligible on 7.31.08 (7)	0 0.00%	1 0.00%	0 0.00%	0 0.00%	0 0.00%	0 0.00%	0 0.00%	0 0.00%	0 0.00%	0 0.00%	1 0.00%
Other Eligible (8)	0 0.00%	1 0.00%	0 0.00%	0 0.00%	0 0.00%	1 0.00%	0 0.00%	1 0.00%	0 0.00%	0 0.00%	3 0.01%
No Reason (9)	77 0.30%	19 0.07%	16 0.06%	8 0.03%	4 0.02%	1 0.00%	4 0.02%	18 0.07%	2 0.01%	0 0.00%	149 0.58%
No RETURN	7240	3893	1253	936	269	303	941	1328	146	24	16333
Temporarily III or Incapacitated (10)	0 0.00%	0 0.00%	0 0.00%	0 0.00%	0 0.00%	0 0.00%	0 0.00%	0 0.00%	0 0.00%	0 0.00%	0 0.00%
Active Refusal (11)	5 0.02%	5 0.02%	0 0.00%	1 0.00%	1 0.00%	2 0.01%	4 0.02%	4 0.02%	3 0.01%	0 0.00%	25 0.10%

2.2.2.c (continued)

V4 SAMPLE	Active Duty (ACT)	Dependent of Active Duty (DA)	Guard/ Reserve (GRD)	Dependent of Guard/ Reserve (DGR)	Inactive Guard/ Reserve (IGR)	Dependent of Inactive Guard/ Reserve (IDG)	Retiree (RET)	Dependent of Retiree (DR)	Survivor (DS)	Other (OTH)	Total
Deceased (12)	0 0.00%	0 0.00%	0 0.00%	0 0.00%	0 0.00%	0 0.00%	1 0.00%	0 0.00%	1 0.00%	0 0.00%	2 0.01%
Incarcerated or Permanently Incapacitated (13)	0 0.00%	0 0.00%	0 0.00%	0 0.00%	0 0.00%	0 0.00%	2 0.01%	0 0.00%	0 0.00%	0 0.00%	2 0.01%
Left Military or divorced after 7.31.08, retired (14)	0 0.00%	1 0.00%	0 0.00%	1 0.00%	0 0.00%	0 0.00%	0 0.00%	0 0.00%	0 0.00%	0 0.00%	2 0.01%
Not Eligible on 7.31.08 (15)	0 0.00%	0 0.00%	0 0.00%	0 0.00%	0 0.00%	0 0.00%	0 0.00%	0 0.00%	0 0.00%	0 0.00%	0 0.00%
Other Eligible (16)	1 0.00%	2 0.01%	0 0.00%	0 0.00%	0 0.00%	0 0.00%	1 0.00%	5 0.02%	0 0.00%	0 0.00%	9 0.04%
No Reason (17)	7234 28.23%	3885 15.16%	1253 4.89%	934 3.64%	268 1.05%	301 1.17%	933 3.64%	1319 5.15%	142 0.55%	24 0.09%	16293 63.57%
PND	1377	465	172	75	19	25	92	80	23	6	2334
No Address Remaining (18)	272 1.06%	214 0.84%	76 0.30%	38 0.15%	7 0.03%	11 0.04%	62 0.24%	26 0.10%	16 0.06%	4 0.02%	726 2.83%
Address Remains at Close of Field (19)	746 2.91%	250 0.98%	75 0.29%	37 0.14%	10 0.04%	14 0.05%	27 0.11%	54 0.21%	5 0.02%	1 0.00%	1219 4.76%
No Address at Start of Mailing (20)	359 1.40%	1 0.00%	21 0.08%	0 0.00%	2 0.01%	0 0.00%	3 0.01%	0 0.00%	2 0.01%	1 0.00%	389 1.52%
MISCELLANEOUS	0	0	0	0	0	0	0	0	0	0	0
Written Refusal without Reason (21)	0 0.00%	0 0.00%	0 0.00%	0 0.00%	0 0.00%	0 0.00%	0 0.00%	0 0.00%	0 0.00%	0 0.00%	0 0.00%
Ill or Incapacitated – Unsure whether Temporary or Permanent (22)	0 0.00%	0 0.00%	0 0.00%	0 0.00%	0 0.00%	0 0.00%	0 0.00%	0 0.00%	0 0.00%	0 0.00%	0 0.00%

2.2.2.c (continued)

V4 SAMPLE	Active Duty (ACT)	Dependent of Active Duty (DA)	Guard/ Reserve (GRD)	Dependent of Guard/ Reserve (DGR)	Inactive Guard/ Reserve (IGR)	Dependent of Inactive Guard/ Reserve (IDG)	Retiree (RET)	Dependent of Retiree (DR)	Survivor (DS)	Other (OTH)	Total
DEPLOYED	8	1	14	0	1	0	0	1	0	0	25
Returned Blank (23)	2 0.01%	0 0.00%	2 0.01%	0 0.00%	0 0.00%	0 0.00%	0 0.00%	0 0.00%	0 0.00%	0 0.00%	4 0.02%
No Return (24)	6 0.02%	1 0.00%	12 0.05%	0 0.00%	1 0.00%	0 0.00%	0 0.00%	1 0.00%	0 0.00%	0 0.00%	21 0.08%
SAMPLE REFRESH	83	29	21	10	5	7	11	2	2	11	181
Deceased Indicated by Altarm- DEERS Update(25)	2 0.01%	0 0.00%	0 0.00%	1 0.00%	0 0.00%	0 0.00%	3 0.01%	2 0.01%	1 0.00%	0 0.00%	9 0.04%
Not Eligible Indicated by Altarm- DEERS Update (26)	81 0.32%	29 0.11%	21 0.08%	9 0.04%	5 0.02%	7 0.03%	8 0.03%	0 0.00%	1 0.00%	11 0.04%	172 0.67%
TOTALS	11142	5412	1901	1239	387	419	2279	2469	334	46	25628
YIELD RATE	21.15%	18.51%	22.36%	16.95%	23.00%	19.57%	53.97%	41.92%	48.20%	10.87 %	25.74%

Table 2.2.3

Frequency of Disposition by Beneficiary Category – Total Sample – Quarter III, 2009

	Active Duty (ACT)	Dependent of Active Duty (DA)	Guard/ Reserve (GRD)	Dependent of Guard/ Reserve (DGR)	Inactive Guard/ Reserve (IGR)	Dependent of Inactive Guard/ Reserve (IDG)	Retiree (RET)	Dependent of Retiree (DR)	Survivor (DS)	Other (OTH)	Total
Returned	4409	1957	845	511	163	148	2371	2012	313	10	12739
Completed (1)	4269 8.33%	1929 3.77%	811 1.58%	504 0.98%	159 0.31%	146 0.28%	2347 4.58%	1990 3.88%	311 0.61%	10 0.02%	12476 24.35%
Ineligible (2)	1 0.00%	1 0.00%	0 0.00%	0 0.00%	0 0.00%	0 0.00%	5 0.01%	2 0.00%	0 0.00%	0 0.00%	9 0.02%
Temporarily Ill or Incapacitated (3)	0 0.00%	0 0.00%	0 0.00%	0 0.00%	0 0.00%	0 0.00%	0 0.00%	0 0.00%	0 0.00%	0 0.00%	0 0.00%
Deceased (4)	0 0.00%	0 0.00%	0 0.00%	0 0.00%	0 0.00%	0 0.00%	0 0.00%	0 0.00%	0 0.00%	0 0.00%	0 0.00%
Incarcerated or Permanently Incapacitated (5)	0 0.00%	0 0.00%	0 0.00%	0 0.00%	0 0.00%	0 0.00%	0 0.00%	0 0.00%	0 0.00%	0 0.00%	0 0.00%
Left Military or divorced after 10.31.08, retired (6)	0 0.00%	0 0.00%	0 0.00%	0 0.00%	0 0.00%	0 0.00%	0 0.00%	0 0.00%	0 0.00%	0 0.00%	0 0.00%
Not Eligible on 10.31.08 (7)	0 0.00%	0 0.00%	0 0.00%	0 0.00%	0 0.00%	0 0.00%	0 0.00%	0 0.00%	0 0.00%	0 0.00%	0 0.00%
Other Eligible (8)	0 0.00%	0 0.00%	0 0.00%	0 0.00%	0 0.00%	0 0.00%	0 0.00%	1 0.00%	0 0.00%	0 0.00%	1 0.00%
No Reason (9)	139 0.27%	27 0.05%	34 0.07%	7 0.01%	4 0.01%	2 0.00%	19 0.04%	19 0.04%	2 0.00%	0 0.00%	253 0.49%
No Return	14607	8063	2599	1968	624	528	2030	2587	258	40	33304
Temporarily Ill or Incapacitated (10)	0 0.00%	0 0.00%	0 0.00%	0 0.00%	0 0.00%	0 0.00%	0 0.00%	1 0.00%	0 0.00%	0 0.00%	1 0.00%
Active Refusal (11)	14 0.03%	11 0.02%	4 0.01%	2 0.00%	0 0.00%	1 0.00%	5 0.01%	11 0.02%	3 0.01%	0 0.00%	51 0.10%

2.2.3 (continued)

	Active Duty (ACT)	Dependent of Active Duty (DA)	Guard/ Reserve (GRD)	Dependent of Guard/ Reserve (DGR)	Inactive Guard/ Reserve (IGR)	Dependent of Inactive Guard/ Reserve (IDG)	Retiree (RET)	Dependent of Retiree (DR)	Survivor (DS)	Other (OTH)	Total
Deceased (12)	0 0.00%	0 0.00%	0 0.00%	0 0.00%	0 0.00%	0 0.00%	1 0.00%	1 0.00%	3 0.01%	0 0.00%	5 0.01%
Incarcerated or Permanently Incapacitated (13)	0 0.00%	0 0.00%	0 0.00%	0 0.00%	0 0.00%	0 0.00%	2 0.00%	2 0.00%	3 0.01%	0 0.00%	7 0.01%
Left Military or divorced after 10.31.08, retired (14)	0 0.00%	0 0.00%	0 0.00%	1 0.00%	0 0.00%	0 0.00%	0 0.00%	0 0.00%	0 0.00%	0 0.00%	1 0.00%
Not Eligible on 10.31.08 (15)	0 0.00%	0 0.00%	0 0.00%	0 0.00%	0 0.00%	0 0.00%	0 0.00%	0 0.00%	0 0.00%	0 0.00%	0 0.00%
Other Eligible (16)	2 0.00%	5 0.01%	1 0.00%	1 0.00%	1 0.00%	4 0.01%	4 0.01%	7 0.01%	0 0.00%	0 0.00%	25 0.05%
No Reason (17)	14591 28.48%	8047 15.71%	2594 5.06%	1964 3.83%	623 1.22%	523 1.02%	2018 3.94%	2565 5.01%	249 0.49%	40 0.08%	33214 64.83%
PND	2608	1022	394	161	44	44	163	270	48	19	4773
No Address Remaining (18)	855 1.67%	495 0.97%	171 0.33%	80 0.16%	24 0.05%	24 0.05%	102 0.20%	109 0.21%	31 0.06%	9 0.02%	1900 3.71%
Address Remains at Close of Field (19)	1115 2.18%	519 1.01%	125 0.24%	81 0.16%	20 0.04%	20 0.04%	53 0.10%	160 0.31%	14 0.03%	10 0.02%	2117 4.13%
No Address at Start of Mailing (20)	638 1.25%	8 0.02%	98 0.19%	0 0.00%	0 0.00%	0 0.00%	8 0.02%	1 0.00%	3 0.01%	0 0.00%	756 1.48%
Miscellaneous	0	0	0	0	0	0	0	0	0	0	0
Written Refusal without Reason (21)	0 0.00%	0 0.00%	0 0.00%	0 0.00%	0 0.00%	0 0.00%	0 0.00%	0 0.00%	0 0.00%	0 0.00%	0 0.00%
Ill or Incapacitated – Unsure whether Temporary or Permanent (22)	0 0.00%	0 0.00%	0 0.00%	0 0.00%	0 0.00%	0 0.00%	0 0.00%	0 0.00%	0 0.00%	0 0.00%	0 0.00%

2.2.3 (continued)

	Active Duty (ACT)	Dependent of Active Duty (DA)	Guard/ Reserve (GRD)	Dependent of Guard/ Reserve (DGR)	Inactive Guard/ Reserve (IGR)	Dependent of Inactive Guard/ Reserve (IDG)	Retiree (RET)	Dependent of Retiree (DR)	Survivor (DS)	Other (OTH)	Total
Deployed	25	1	12	1	14	0	1	1	1	0	56
Returned Blank (23)	1 0.00%	0 0.00%	0 0.00%	0 0.00%	0 0.00%	0 0.00%	0 0.00%	0 0.00%	0 0.00%	0 0.00%	1 0.00%
No Return (24)	24 0.05%	1 0.00%	12 0.02%	1 0.00%	14 0.03%	0 0.00%	1 0.00%	1 0.00%	1 0.00%	0 0.00%	55 0.11%
Sample Refresh	150	87	20	16	11	11	15	12	13	27	362
Deceased Indicated by Altarum-DEERS Update(25)	4 0.01%	3 0.01%	0 0.00%	3 0.01%	0 0.00%	0 0.00%	8 0.02%	8 0.02%	7 0.01%	0 0.00%	33 0.06%
Not Eligible Indicated by Altarum-DEERS Update (26)	146 0.28%	84 0.16%	20 0.04%	13 0.03%	11 0.02%	11 0.02%	7 0.01%	4 0.01%	6 0.01%	27 0.05%	329 0.64%
TOTALS	21799	11130	3870	2657	856	731	4580	4882	633	96	51234
Yield Rate	19.58%	17.33%	20.96%	18.97%	18.57%	19.97%	51.24%	40.76%	49.13%	10.42%	24.35%

Table 2.2.4

Frequency of Disposition by Beneficiary Category – Total Sample – Quarter IV, 2009

	Active Duty (ACT)	Dependent of Active Duty (DA)	Guard/ Reserve (GRD)	Dependent of Guard/ Reserve (DGR)	Inactive Guard/ Reserve (IGR)	Dependent of Inactive Guard/ Reserve (IDG)	Retiree (RET)	Dependent of Retiree (DR)	Survivor (DS)	Other (OTH)	Total
RETURNED	4123	1971	811	541	172	158	2380	2098	356	5	1265
Completed (1)	3977 7.77%	1913 3.74%	788 1.54%	523 1.02%	163 0.32%	154 0.30%	2346 4.58%	2059 4.02%	346 0.68%	5 0.01%	12274 23.97%
Ineligible (2)	0 0.00%	0 0.00%	0 0.00%	0 0.00%	0 0.00%	0 0.00%	0 0.00%	0 0.00%	1 0.00%	0 0.00%	1 0.00%
Temporarily Ill or Incapacitated (3)	0 0.00%	0 0.00%	0 0.00%	0 0.00%	0 0.00%	0 0.00%	0 0.00%	0 0.00%	0 0.00%	0 0.00%	0 0.00%
Deceased (4)	0 0.00%	0 0.00%	0 0.00%	0 0.00%	0 0.00%	0 0.00%	1 0.00%	2 0.00%	2 0.00%	0 0.00%	5 0.01%
Incarcerated or Permanently Incapacitated (5)	0 0.00%	0 0.00%	0 0.00%	0 0.00%	0 0.00%	0 0.00%	1 0.00%	1 0.00%	0 0.00%	0 0.00%	2 0.00%
Left Military or divorced after 1.31.09, retired (6)	0 0.00%	1 0.00%	0 0.00%	0 0.00%	0 0.00%	0 0.00%	0 0.00%	0 0.00%	0 0.00%	0 0.00%	1 0.00%
Not Eligible on 1.31.09 (7)	1 0.00%	1 0.00%	0 0.00%	2 0.00%	0 0.00%	0 0.00%	0 0.00%	0 0.00%	1 0.00%	0 0.00%	5 0.01%
Other Eligible (8)	0 0.00%	0 0.00%	0 0.00%	0 0.00%	0 0.00%	0 0.00%	0 0.00%	0 0.00%	0 0.00%	0 0.00%	0 0.00%
No Reason (9)	145 0.28%	56 0.11%	23 0.04%	16 0.03%	9 0.02%	4 0.01%	32 0.06%	36 0.07%	6 0.01%	0 0.00%	327 0.64%
NO RETURN	14781	7841	2681	2006	820	630	1990	2596	257	66	33668
Temporarily Ill or Incapacitated (10)	0 0.00%	0 0.00%	0 0.00%	0 0.00%	0 0.00%	0 0.00%	0 0.00%	1 0.00%	0 0.00%	0 0.00%	1 0.00%
Active Refusal (11)	12 0.02%	9 0.02%	1 0.00%	1 0.00%	2 0.00%	0 0.00%	2 0.00%	13 0.03%	1 0.00%	0 0.00%	41 0.08%

2.2.4 (continued)

	Active Duty (ACT)	Dependent of Active Duty (DA)	Guard/ Reserve (GRD)	Dependent of Guard/ Reserve (DGR)	Inactive Guard/ Reserve (IGR)	Dependent of Inactive Guard/ Reserve (IDG)	Retiree (RET)	Dependent of Retiree (DR)	Survivor (DS)	Other (OTH)	Total
Deceased (12)	0 0.00%	0 0.00%	0 0.00%	0 0.00%	0 0.00%	0 0.00%	1 0.00%	0 0.00%	3 0.01%	0 0.00%	4 0.01%
Incarcerated or Permanently Incapacitated (13)	0 0.00%	1 0.00%	0 0.00%	0 0.00%	0 0.00%	0 0.00%	2 0.00%	2 0.00%	1 0.00%	0 0.00%	6 0.01%
Left Military or divorced after 1.31.09, retired (14)	0 0.00%	1 0.00%	0 0.00%	1 0.00%	0 0.00%	0 0.00%	0 0.00%	2 0.00%	0 0.00%	0 0.00%	4 0.01%
Not Eligible on 1.31.09 (15)	0 0.00%	0 0.00%	0 0.00%	0 0.00%	0 0.00%	0 0.00%	1 0.00%	2 0.00%	0 0.00%	0 0.00%	3 0.01%
Other Eligible (16)	3 0.01%	4 0.01%	2 0.00%	3 0.01%	0 0.00%	0 0.00%	4 0.01%	6 0.01%	1 0.00%	0 0.00%	23 0.04%
No Reason (17)	14766 28.84%	7826 15.28%	2678 5.23%	2001 3.91%	818 1.60%	630 1.23%	1980 3.87%	2570 5.02%	251 0.49%	66 0.13%	33586 65.59%
PND	2460	993	362	156	61	41	144	195	51	9	4472
No Address Remaining (18)	924 1.80%	574 1.12%	149 0.29%	96 0.19%	39 0.08%	29 0.06%	121 0.24%	94 0.18%	43 0.08%	7 0.01%	2076 4.05%
Address Remains at Close of Field (19)	926 1.81%	414 0.81%	99 0.19%	60 0.12%	20 0.04%	12 0.02%	22 0.04%	99 0.19%	7 0.01%	1 0.00%	1660 3.24%
No Address at Start of Mailing (20)	610 1.19%	5 0.01%	114 0.22%	0 0.00%	2 0.00%	0 0.00%	1 0.00%	2 0.00%	1 0.00%	1 0.00%	736 1.44%
MISCELLANEOUS	0	0	0	0	0	0	0	0	0	0	0
Written Refusal without Reason (21)	0 0.00%	0 0.00%	0 0.00%	0 0.00%	0 0.00%	0 0.00%	0 0.00%	0 0.00%	0 0.00%	0 0.00%	0 0.00%
Ill or Incapacitated – Unsure whether Temporary or Permanent (22)	0 0.00%	0 0.00%	0 0.00%	0 0.00%	0 0.00%	0 0.00%	0 0.00%	0 0.00%	0 0.00%	0 0.00%	0 0.00%

2.2.4(continued)

	Active Duty (ACT)	Dependent of Active Duty (DA)	Guard/ Reserve (GRD)	Dependent of Guard/ Reserve (DGR)	Inactive Guard/ Reserve (IGR)	Dependent of Inactive Guard/ Reserve (IDG)	Retiree (RET)	Dependent of Retiree (DR)	Survivor (DS)	Other (OTH)	Total
DEPLOYED	32	1	21	1	8	0	0	4	2	0	69
Returned Blank (23)	5 0.01%	0 0.00%	4 0.01%	0 0.00%	0 0.00%	0 0.00%	0 0.00%	1 0.00%	0 0.00%	0 0.00%	10 0.02%
No Return (24)	27 0.05%	1 0.00%	17 0.03%	1 0.00%	8 0.02%	0 0.00%	0 0.00%	3 0.01%	2 0.00%	0 0.00%	59 0.12%
SAMPLE REFRESH	179	79	31	14	16	15	17	7	3	23	384
Deceased Indicated by Altarm- DEERS Update(25)	2 0.00%	7 0.01%	2 0.00%	1 0.00%	0 0.00%	0 0.00%	9 0.02%	6 0.01%	0 0.00%	0 0.00%	27 0.05%
Not Eligible Indicated by Altarm- DEERS Update (26)	177 0.35%	72 0.14%	29 0.06%	13 0.03%	16 0.03%	15 0.03%	8 0.02%	1 0.00%	3 0.01%	23 0.04%	357 0.70%
TOTALS	21575	10885	3906	2718	1077	844	4531	4900	669	103	51208
YIELD RATE	18.43%	17.57%	20.17%	19.24%	15.13%	18.25%	51.78%	42.02%	51.72%	4.85%	23.97%

PAGE IS INTENTIONALLY LEFT BLANK TO ALLOW FOR DOUBLE-SIDED COPYING

Chapter 3

Description of the Adult HCSDB Database

This chapter presents the procedures for developing the database, and presents the database file layout.

VARIABLE NAMING CONVENTIONS

The conventions used to name variables on the 2009 Adult HCSDB data file are listed below and summarized in Table 3.1. The naming conventions remain constant across the four quarters of the 2009 HCSDB.

- **Survey Variables in Version 4 Questionnaire.** Variable names for core survey questions consist of up to eight alphanumeric characters that start with an alpha character ("H" for Adult survey variables), followed by a year designation ("09") and ending with three numbers and, if necessary, one alpha character to identify the relevant survey question. Recoded variables have the same names as on the annotated survey. The original variables are suffixed with "_O"; these will not be on the public release file.
- **Survey Variables in Version 3 Questionnaire.** Variables names for core survey questions in the Version 3 questionnaire that were not in the Version 4 questionnaire were created in the same fashion as variables in the Version 4 questionnaire but are distinguished by an 'A' suffix.
- **Supplemental Question Variables.** Each quarter, the questionnaire includes a battery of questions on specific health care topics concerning services offered to MHS beneficiaries. Like the core questions, supplemental questions also include up to eight alphanumeric characters; each variable begins with an "S" to distinguish it as a supplemental question, followed by the year designation ("09"). The variable ends with an alphanumeric character denoting the supplemental topic followed by the question number in the supplemental series.
- **Self-Reported Data.** Defense Manpower Data Center (DMDC) standard demographic self-reporting variables on the adult survey are prefixed with "SR." Survey variables with this naming convention include SRRACEA-SRRACEE (race/ethnicity) and SREDA (education).
- **Coding Scheme Flags and Counts for Version 4 Questionnaire.** Coding Scheme flags, variables like N1-N23, reference the notes in the Coding Scheme for Version 4 of the Adult Survey. See Appendix D for the Coding Scheme for each quarter for more information. Coding Scheme counts are sums of missing value responses for each questionnaire; each of these variable names begins with the 4 characters "MISS".
- **Coding Scheme Flags and Counts for Version 3 Questionnaire.** Coding Scheme flags, variables like N2_V3-N15_V3, reference the notes in the Coding Scheme for Version 3 of the Adult Survey. See Appendix D for the Coding Scheme for each quarter for more information. Coding Scheme counts are sums of missing value responses for each questionnaire; each of these variable names begins with the 4 characters "MISS".

- **Constructed Independent Variables.** Independent variables are prefixed with an "X." These include original survey variables modified as a result of data cleaning or recoding and newly constructed variables that did not previously exist on the survey file. For example, since the variable PNSEXCD was modified as a result of data cleaning and recoding, it was renamed XSEXA.
- **Constructed Dependent Variables.** Dependent variables are given different prefixes depending on function. Healthy People 2010 variables, for example, are prefixed with an "HP" and all other newly constructed dependent variables are prefixed with a "K."
- **Weighting Variables.** Quarterly weighting variables are prefixed with a "FW" and annual weighting variables are prefixed with a "CF." There are overall weights, version 4 weights which end with the characters, V4, and version 3 weights which end with the characters, V3.

TABLE 3.1

NAMING CONVENTIONS FOR 2009 HCSDB VARIABLES – QUARTERS I-IV

1 st Character: Survey Type	2 nd – 3 rd Characters: Survey Year	4 th – 6 th Characters: Question #	Additional Characters: Additional Information
H= Health Beneficiaries (18 and older, Adult Questionnaire)	09	001 to 074 – for V4 and questions common in V4 and V3.	A to R are used to label responses associated with a multiple response question
----- S = Supplemental Question		008 to 037, 039 to 048, and 054 – for V3 only	A used to distinguish Version 3 questions
		Quarter I B01-B04 – Supplemental questions about overall mental or emotional health. D01-D04 – Supplemental questions about respondent's use of tobacco products. N11 – Supplemental question about civilian and military healthcare facilities	A to N are used to label responses associated with a multiple response question
		Quarter II B01-B04 – Supplemental questions about overall mental or emotional health. D01-D05 – Supplemental questions about respondent's use of tobacco products. Q01-Q05 – Supplemental questions about colon cancer screening tests. N11 – Supplemental question about civilian and military healthcare facilities	

		<p>Quarter III</p> <p>009-014 – Supplemental questions about respondent's personal doctor and about the visits to the respondent's healthcare provider.</p> <p>B01-B04, B22-B26 – Supplemental questions about overall mental or emotional health.</p> <p>K01-K05, K12-K16 – Supplemental questions about the level of trust respondents have of their medical provider.</p> <p>N11 – Supplemental question about civilian and military healthcare facilities</p> <p>W01-W07 - Supplemental questions are about the reasoning behind the respondent's decision to visit the emergency room.</p> <p>Quarter IV</p> <p>009-010 – Supplemental questions about respondent's personal doctor.</p> <p>B01-B04 – Supplemental questions about overall mental or emotional health.</p> <p>D02-D03 – Supplemental questions about respondent's use of tobacco products.</p> <p>J01-J12 – Supplemental questions about civilian health insurance coverage.</p> <p>Z01-Z04, Z06-Z07, Z10-Z17 – Supplemental questions about stressors and deployment-related stress.</p>	
--	--	--	--

1 st Characters: Variable Group	Additional Characters: Additional Information
SR=Self-reported demographic data	Descriptive text, e.g., SREDA
N=Coding Scheme notes	Number referring to Note, e.g., N2
X=Constructed independent variable	Descriptive text, e.g., XREGION
HP=Constructed <i>Healthy People 2010</i> variable	Descriptive text, e.g., HP_BP (had blood pressure screening in past two years and know the results)
K=Constructed dependent variables	Descriptive text, e.g., KMILOPQY (total number of outpatient visits to military facility)
FW=Quarterly weighting variables	Descriptive text, e.g., FWRWT for the overall final quarterly weight, FWRWT_V3 for the version 3 final quarterly weight, and FWRWT_V4 for the version 4 final quarterly weight; Number referring to replicate weights, e.g., FWRWT10, FWTV3_10, and FWTV4_10
CF=Combined annual weighting variables	Descriptive text, e.g., CFW for the final annual weight CFW_V3 for the version 3 final annual weight, and CFW_V4 for the version 4 final annual weight; Number referring to replicate weights, e.g., CFW10, CFV3_10, and CFV4_10

CLEANING AND EDITING CONVENTIONS

Data quality procedures are found in the Coding Scheme tables. The complete Coding Scheme for each quarter appears in Appendix D. It contains detailed instructions for all editing procedures used to correct data inconsistencies and errors. Editing procedures check for appropriate response values and consistent responses throughout each quarterly questionnaire. The steps to insure data quality include the following:

- **Initial Cleaning.** Missing value flags were encoded when Synovate created the SAS dataset:
 - Skipped items were encoded with SAS missing value code of ‘.’.
- **Data Cleaning and Recoding of Variables – Implementation of the Coding Scheme.** Skip patterns were checked for consistency, and questions that were skipped legitimately were recoded with the SAS missing value of “.N”; questions that were answered, but should have been skipped, were recoded with a SAS missing value of “.C”. When possible, variables were backward coded or forward coded to make all responses consistent within a sequence. Numeric values were checked, and values that were out of range were flagged with the SAS missing value of “.O”.
- **Frequency Checks.** Formatted and unformatted frequency tables for all variables in the fiscal year 2009 Adult HCSDDB data file appear in Chapter 5 of this document. These frequency tables and other relevant cross tabulations were used to examine the range of values recorded for each data item to determine the type and magnitude of missing values. All value labels have been checked for accuracy.

RECORD SELECTION CRITERIA

Blank returns, nonrespondents, and any respondents found to be ineligible for MHS benefits were removed from the database. In addition, among eligible respondents with a non-blank questionnaire, a questionnaire must be “complete” to be included in the database.

To determine if a V3 questionnaire is “complete”, 27 key questions were chosen. These key questions were adapted from the complete questionnaire rule developed by AHRQ for CAHPS surveys. At least 50 percent of these key items (more than thirteen) must be answered for a questionnaire to be accepted as a complete questionnaire. The key survey variables are: H09003, H09008A, H09009A, H09010A, H09011A, H09012A, H09014A, H09015A, H09016A, H09017A, H09018A, H09019A, H09021A, H09024A, H09025A, H09027A, H09030A, H09037A, H09005, H09042A, H09044A, H09046A, H09048A, H09063, SREDA, H09071, and the race indicator.

To determine if a V4 questionnaire is “complete”, 20 key questions were chosen. These key questions were adapted from the complete questionnaire rule developed by AHRQ for CAHPS surveys. At least 50 percent of these key items (more than nine) must be answered for a questionnaire to be accepted as a complete questionnaire. The key survey variables are: H09003, H09005, H09006, H09009, H09013, H09018, H09019, H09027, H09028, H09031, H09033, H09039, H09042, H09047, H09050, H09051, H09063, H09071, SREDA and the race indicator

Weighting Procedures

The analysis of survey data from complex sample designs, such as the 2009 Adult HCSDb, requires weights to do the following:

- Compensate for variable probabilities of selection
- Adjust for differential response rates
- Improve the precision of the survey-based estimates through post-stratification [for details, see Brick and Kalton (1996) and references cited therein], and trim extreme weights.

Sampling weights are equivalent to the reciprocal of the probability of each respondent’s selection into the sample. Sampling weights are further adjusted for nonresponse within the classes formed based on the percentiles of the propensity scores from the propensity model. Finally, we poststratified the nonresponse adjusted weights to the frame totals to obtain specific domain weighted totals equal to the population totals, and trimmed some extreme weights to reduce the excessive effect of extreme weights on variance inflation. Chapter 5 contains the weighted and unweighted frequencies for each variable in Quarters I-IV. The combined annual data set presents the cumulative frequency, weighted and unweighted, of all of the survey variables from all four quarters.

The data set documented here combines four quarterly data sets and includes quarterly and annual weights. In Quarters I-II, 2009, we randomly split the 51,000 sample into two experiment groups to test two versions of the questionnaire CAHPS 3.0 and CAHPS 4.0. In these two versions of the questionnaire, some items are the same, and others are different. However, the key items are the same in both versions. In order to conduct the analysis on both common items and uncommon items, we developed three sets of the weights: the first set of the weights (FWRWT FWRWT1-FWRWT60) was created as usual for the whole sample of 51,000, and can be used for the analysis for the common items; the second set of the weights (FWRWT_V3 FWTV3_1-FWTV3_60) was created for the half sample administered with the Version 3 questionnaire, and therefore can be used for the analysis for the items only from the Version 3 questionnaire; the third set of the weights (FWRWT_V4 FWTV4_1-FWTV4_60) was created for the half sample administered with the Version 4 questionnaire and therefore can be used for the analysis for the items only from the Version 4 questionnaire. The quarterly weights (FWRWT, FWRWT_V3, FWRWT_V4) are based on the probability of being selected in a particular quarter. The annual weights (CFW) are based on the annual probability of selection. Analysts

should use annual weights when calculating cumulative statistics, such as an overall average health care rating. They should use quarterly weights when calculating quarterly statistics. For further details of the 2009 weighting, see “Health Care Survey of DoD Beneficiaries: 2009 Technical Manual.”

Chapter

4

Programming Guide

This chapter is designed to help users create tables and variance estimates. Procedures for using SAS, SPSS, SUDAAN, and WesVarPC to create estimates are explained. Examples provided in the text are based on the 2009 HCSDb dataset.

HOW TO MAKE A TABLE USING SAS

The 2009 Adult HCSDb dataset is provided in a Statistical Analysis System (SAS) 8.0 format. SAS is a computer software system used for data management, summarization, and analysis. Later versions of SAS can also read version 8 datasets. A format library for the adult database is included along with the dataset. SAS can be run interactively or non-interactively (in batch mode), and the sample programs presented here can be run using either method. Special instructions are given later in the chapter for working interactively with the SAS Display Manager System in a Windows environment. All SAS programs generate a LOG and a LST file. The LOG file shows how SAS interprets your program and flags SAS syntax errors. The LST file shows the requested output.

File References, Libraries, and Options

SAS recognizes two types of datasets -- permanent and temporary. Permanent datasets, such as the HCSDb, are located through a LIBNAME that references the directory where the data is stored. For example, if the 2009 annual adult dataset is located on a CD-ROM in the subdirectory HCSDb09\FORMA\YEAR2009, your LIBNAME statement must look like this:

```
LIBNAME INFORMA 'F:\HCSDb09\FORMA\YEAR2009';
```

The adult dataset can then be referred to as INFORMA.HCSDb09, where INFORMA is the location of the file HCSDb09.

A format library requires a LIBNAME LIBRARY statement that shows the location of the format library. For example, if the adult format library is stored on your hard drive in a FMTLIB subdirectory, the LIBNAME statement should look like this:

```
LIBNAME LIBRARY 'C:\HCSDb09\FORMA\YEAR2009\FMTLIB';
```

The OPTIONS statement controls page format and line length. A table with a "portrait" orientation might have this statement:

```
OPTIONS PS=79 LS=132;
```

A table with a "landscape" orientation that is left justified would have this OPTIONS statement:

```
OPTIONS PS=50 LS=175 NOCENTER;
```

DATA Step

The DATA step is used to create permanent or temporary datasets. It is also used to create new variables, modify existing variables, and limit the number of variables or observations. In a DATA step, you can do any or all of the following activities:

- Construct new variables. For example, to construct a variable of Active Duty by sex:

```
/* Active Duty males */  
IF XSEX = 1 AND XBNFGRP = 1 THEN XSEX_AD = 1;  
* Active Duty females;  
ELSE IF XSEX = 2 and XBNFGRP = 1 THEN XSEX_AD = 2;  
ELSE XSEX_AD = .; /* missing value */
```

[Note: the two methods to insert comments: enclosed within `/* */` or beginning with `*` and ending with a semicolon]

- Modify existing variables. For example, if the respondent is in region 7, the respondent will be placed in the combined region 7/8:

```
IF XREGION = 7 THEN XREGION = 8
```

- Limit the number of variables. Use a KEEP statement:

```
KEEP XREGION CACSMPL H09049 H09051;
```

- Limit the number of observations. Use a subsetting IF:

```
/* Keep only TNEX region 3 observations */  
IF XTNEXREG = 3;
```

- Create a new temporary dataset. For example, CAC_1 is a temporary file of observations for only those respondents in catchment area 1:

```
LIBNAME INFORM 'F:\HCSDB09\FORMA';  
DATA CAC_1;  
/* Input file is HCSDB09 */  
SET INFORM.HCSDB09;  
IF CACSMPL = 1;  
RUN;
```

- Create a new permanent dataset. For example, OUT.CAC_9901 is a permanent dataset only of out-of-catchment north respondents:

```
LIBNAME INFORM 'F:\HCSDB09\FORMA';  
LIBNAME OUT 'C:\HCSDB09\FORMA';  
DATA OUT.CAC_9901;  
SET INFORM.HCSDB09;  
IF CACSMPL = 9901;  
RUN;
```

PROC TABULATE

PROC TABULATE produces summary statistics in a table layout. The table can have up to three dimensions: page, row, and column. Within any dimension, multiple variables can be reported one after another or hierarchically. Useful statistics that are available in PROC TABULATE include:

- N number of observations with nonmissing values
- NMISS number of observations with missing values
- MEAN the arithmetic mean
- SUM the sum
- PCTN percent that one frequency represents of another frequency
- PCTSUM percent that one sum represents of another sum

The essential elements to execute PROC TABULATE are outlined below (items within < > are not required):

```
PROC TABULATE DATA=your dataset <option list>;  
CLASS class variables;  
VAR analysis variables;  
TABLE << page expression, > row expression, > column expression </ table options >;  
WEIGHT CFW;  
RUN;
```

If the input file is to be limited to a specific population, a separate DATA step can precede the TABULATE, or a WHERE statement can be used within the TABULATE procedure. For example, to create a table from only respondents in catchment area 1, you would use the following statement after the PROC TABULATE statement:

```
WHERE CACSMPL = 1;
```

CLASS variables are any variables that are used for grouping; variables such as XTNEXREG, XSEX, and CACSMPL are good examples of class variables. Class variables can be either character or numeric and typically have a discrete number of values. Unless MISSING is specified in the options list in the PROC TABULATE statement, any observations with a missing CLASS variable will be dropped from the table.

The VAR statement identifies all analysis variables for a table. Analysis variables must be numeric and can be either discrete or continuous. SAS excludes missing values when computing statistics such as means and percentages.

The WEIGHT statement identifies the numeric variable whose value is used for weighting each analysis variable. In the annual HCSD for 2009, the weight variable is CFW.

The TABLE statement defines the table features. Every variable listed in this statement **must** be classified as either a class variable or an analysis variable in the CLASS or VAR statements. A comma separates each table dimension (page, row, and column). If there are three dimensions, the first is the page, the second is the row, and the last is the column. If there are only two dimensions, the first is the row and the second is the column. Tables with only one dimension are in column form. Each dimension expression is composed of the same following elements:

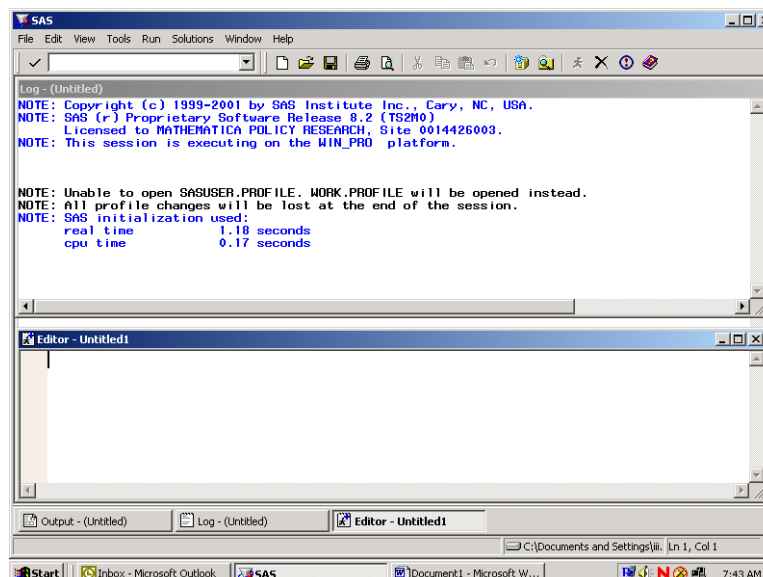
- Analysis variables

- Class variables
- The universal class variable ALL, which summarizes the class variables in the same group or dimension
- Keyword for the statistic to be performed, such as MEAN, SUM, or PCTSUM
- A format modifier, which defines how to format values in cells. For example, F=8.2 will present values with a maximum of 8 positions and 2 digits to the right of the decimal.
- Labels, which temporarily replace variable names and statistic keywords. These labels have the form ='/label/'; for example, XTNEXREG='TNEX Region' or MEAN=' ' (to eliminate the word MEAN from the headings).
- Crossing operator * (asterisk). The asterisk is used to cross elements within the same dimension. For example, you would use XENRLLMT*XSEXA to cross enrollment status by sex. The asterisk is also used to connect the statistic (e.g., MEAN, SUM) to the appropriate dimension; for example, to calculate the mean of respondents' satisfaction with all health care in the last 12 months, you would use H09018 *MEAN.
- Denominator definitions are enclosed by < > (brackets).
- Concatenation operator is a single space between elements in a dimension. For example, to concatenate satisfaction with all health care in the last 12 months with satisfaction with health plan, you would use H09018 H09047.
- Grouping is accomplished with parentheses. Below is an example of grouping, concatenation, and crossing within a single dimension:

(XBNFGRP ALL)*XSEXA

The SAS Display Manager System

The SAS Display Manager system provides an interactive tool for running SAS commands, like those given above, in the Windows environment. Double clicking the SAS icon on the desktop begins the SAS session. When you first enter SAS version 8, the following screen opens.

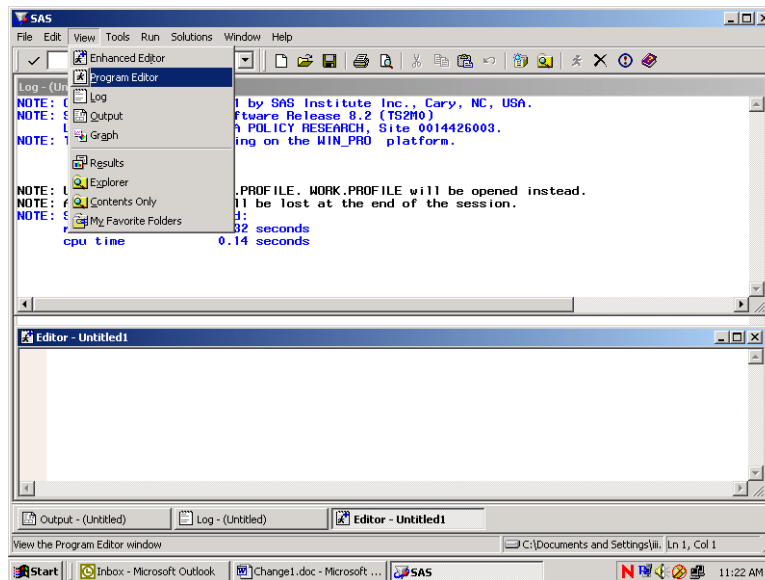


The screen is divided into two windows, a Log window above and an Editor window below.

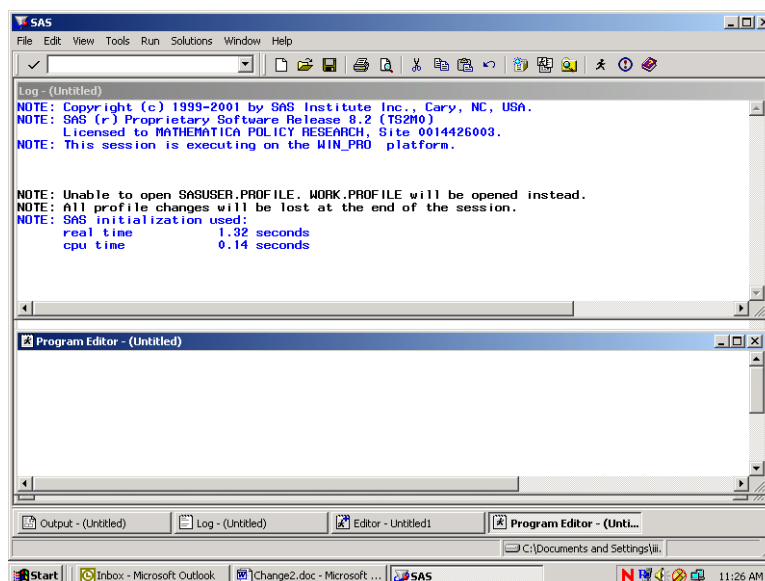
The Window Bar at the bottom of the screen includes tabs for the Log and Editor windows with an additional tab for the Output Window. Clicking on the Output tab will open the Output window. The instructions in this document will outline options for setting up the Editor and for displaying the windows themselves.

The default editor for version 8 is the SAS Enhanced Editor which is color coded to check SAS syntax. Another editing option is to use the Program Editor which includes line editing options. We will describe procedures for setting up the Program Editor.

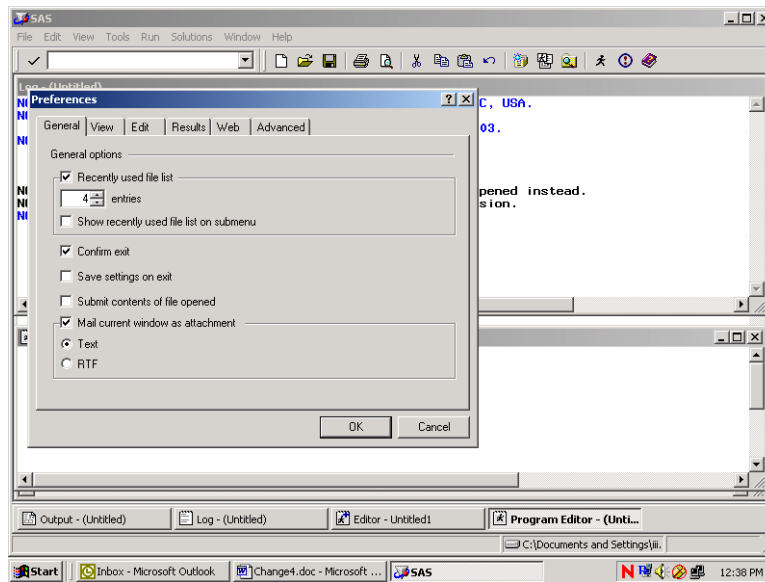
Click on View and select Program Editor as in the following:



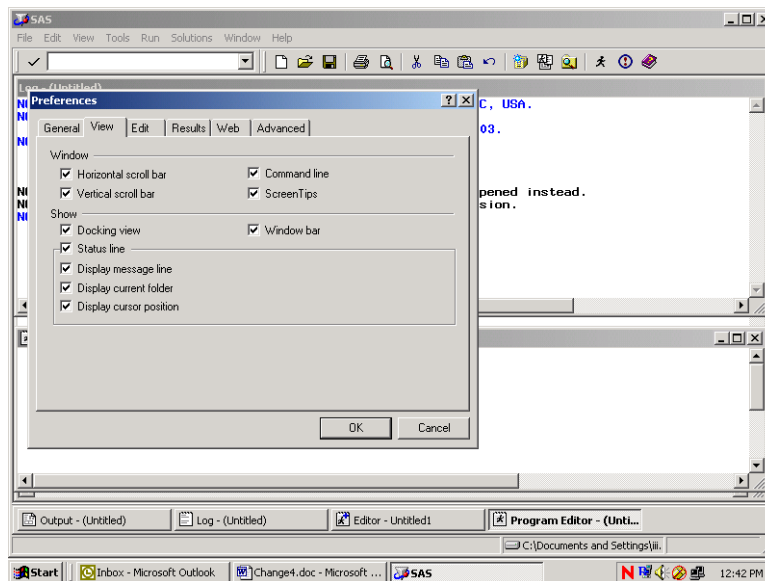
The lower Editor Window has now changed to Program Editor as in the following screen:



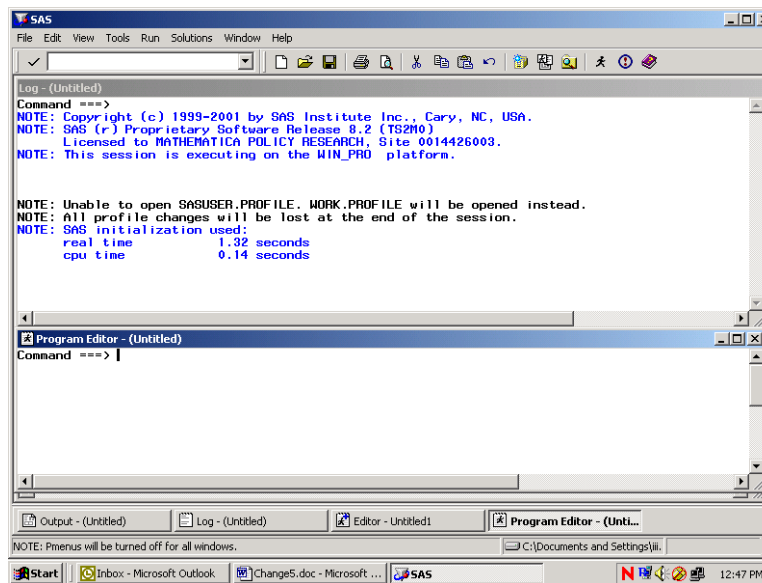
Open the Tools menu and choose Options and Preferences.



Many of these settings are system default options. To add a command line to the three windows, do the following. Click on the View tab and click in the box opposite **Command Line** as follows:



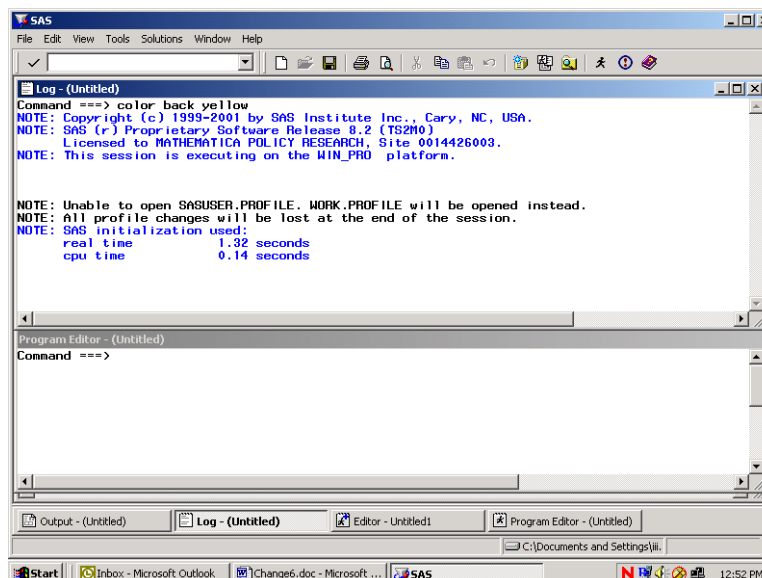
Click on OK and a command line will be added as in the screen below.



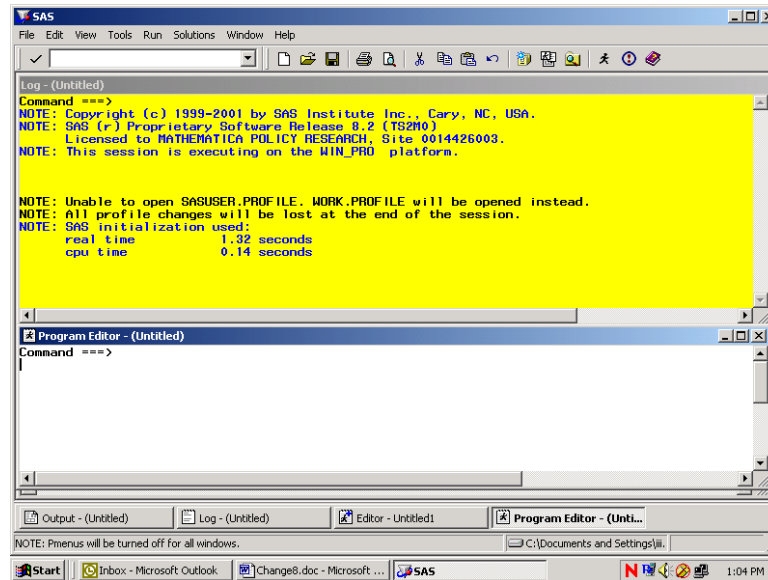
Each window shows the word **Command** followed by an arrow. Commands may be typed at this location. To arrive at the command line, depress the **Home** button on your keyboard. The cursor will appear opposite the arrow.

Toggling among the windows may be accomplished by typing the desired window name at the command line and pressing **Enter**. SAS recognizes **Pgm** as the abbreviated reference to the Program Editor and **Out** as a shortened name for the Output window. A few keystrokes allow you to navigate among the windows. For example, the command line lets you continue to customize our SAS session as follows.

In order to more easily distinguish between the SAS windows, it may be preferable to change the background color of selected windows. As an example, set the background color of the Log window to yellow and the Output window to gray. Press the **Home** key to arrive at the command line. Type **Log** opposite the arrow to toggle to the Log window. Type the command, **color back yellow** (or some other color) on the command line. Your screen will resemble the following.

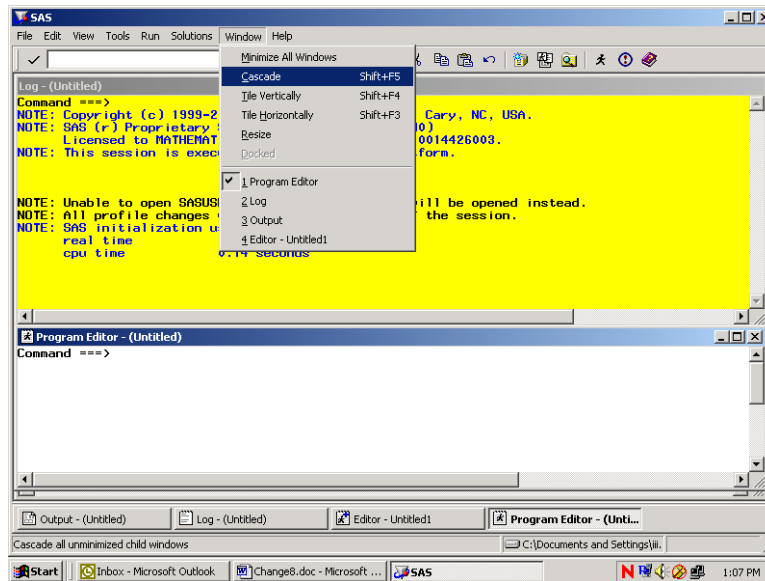


Press **Enter** to process the commands and the window will shade to yellow. Toggle to the Output window by typing **Out** and keying **Enter**. Type **color back gray** and key **Enter**. Return to the Program Editor and the screen will look like the following.

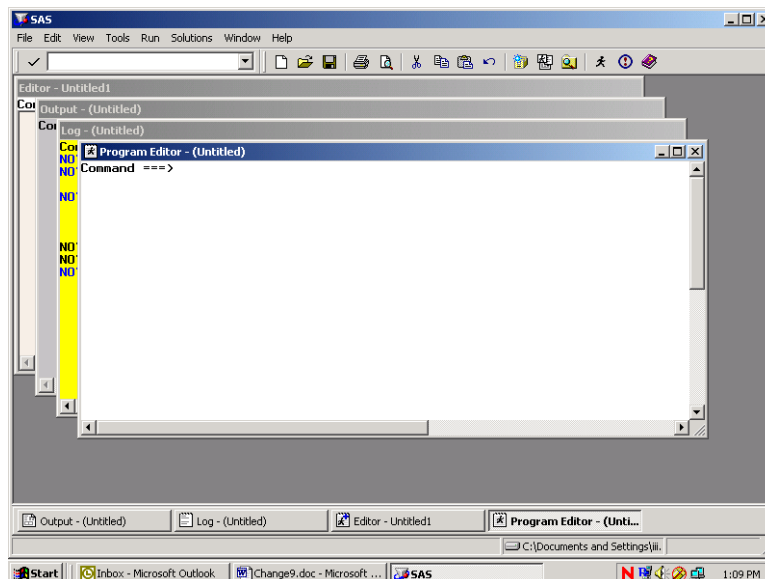


All SAS statements for building and processing SAS datasets are typed into the Program editor. A SAS session may involve typing statements like the ones above for library reference, computing new variables, data steps, etc. Entering a long series of statements in such a small space may be awkward, so another arrangement for the windows may be preferable.

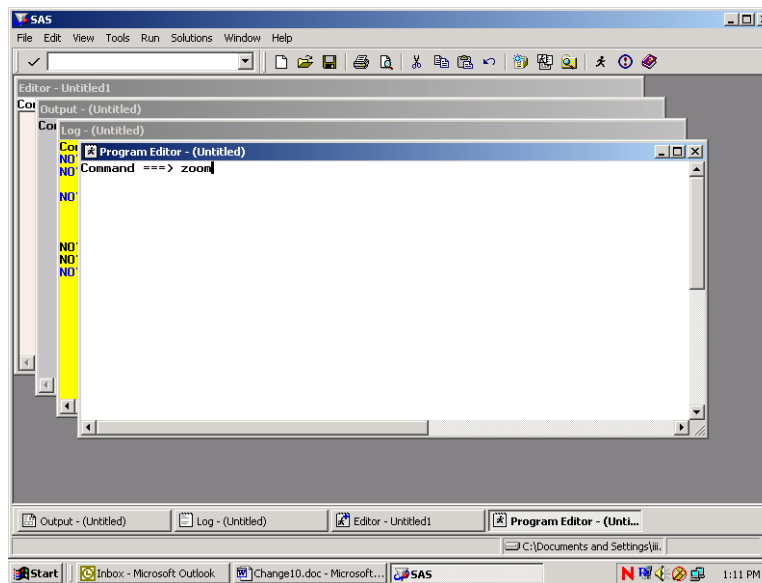
Cascading the windows is one option. To cascade the windows, open the **Window** menu, and choose **Cascade** as indicated in the following.



Clicking the option Cascade produces the following result.

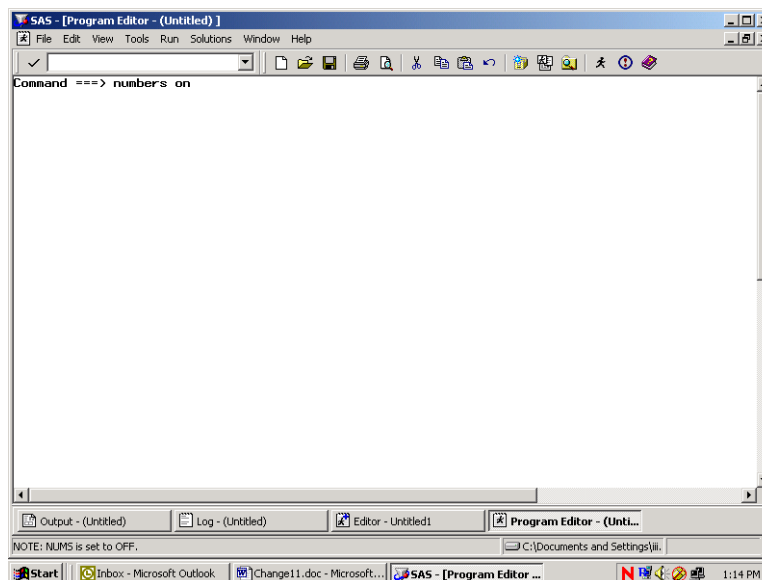


Each window is partly superimposed on the other. The colors distinguish between windows at a glance. With the Program Editor in front, SAS statements may be typed there with relative ease. As a final option, you can enlarge the Program Editor to fill the entire screen. At the command line, type **zoom** as in the following:

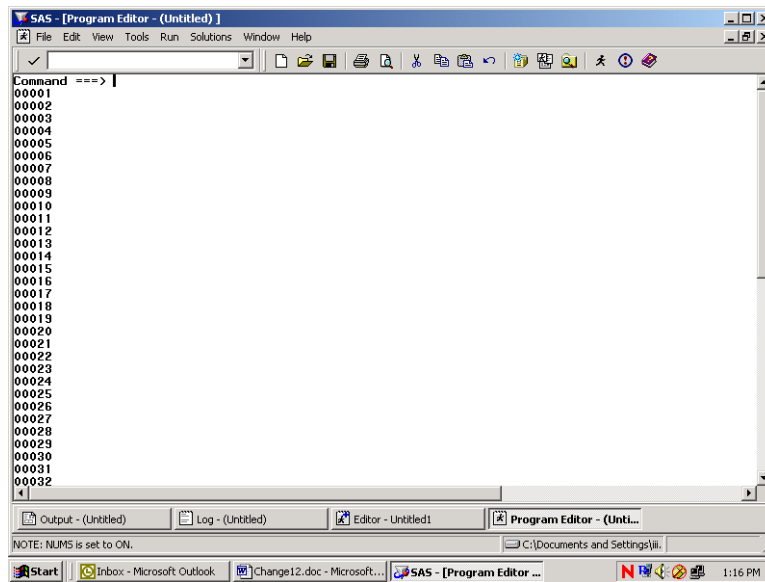


The window changes to fill the screen.

One more option for customizing screens is explained below. This involves adding line numbers to the editing environment in the Program Window. After adding the line numbers, many useful line-editing commands become available (see the SAS Manual). At the **Command** line type “numbers on” as in the following screen.



The line numbers appear at the left of the full screen Program Editor as in the screen below, and the SAS statements can be typed into the screen and edited.



Below is an example of a PROC TABULATE to construct a table of health status and respondent weight in pounds by beneficiary group and gender for respondents in TNEX region 3. Beneficiary group (XBNFGRP) and sex (XSEXA) are both class variables with a discrete number of values. The columns of the table are beneficiary group broken out by sex, a total for each beneficiary group, and a region total. The variables (H09070 and H09063) are the analysis variables appearing as the rows of the table. The statistic that we want to see is the weighted mean of these variables for each group in the table and for the entire region as a whole.

Enter the following SAS statements into the **Program Editor**.

```

OPTIONS PS=79 LS=95;
LIBNAME IN 'C:\FILES\DoD\ADULT 2009';
LIBNAME LIBRARY 'C:\FILES\DoD\ADULT 2009\FMTLIB';
PROC TABULATE DATA=IN.HCS09A_1;
WHERE XTNEXREG = 3; /* limit to TNEX Region 3 */
CLASS XBNFGRP XSEXA;
VAR H09070 H09063;
WEIGHT FWT;
TABLE (H09070 H09063)*MEAN, /* Row Dimension */
      XBNFGRP*(XSEXA ALL) ALL; /* Column Dimension */
TITLE "Table 4.1";
TITLE2' Constructed Beneficiary Group by Gender for TNEX Region 3';
RUN;

```

Key **Home** and type the command **SUBMIT** on the Command Line. **Submit** instructs the SAS system to process the commands written in the Program Editor. Your screen should resemble the following.

```

SAS - [Program Editor - TABLEIII.1.sas]
File Edit View Tools Run Solutions Window Help
Command ==> SUBMIT
00001 OPTIONS PS=79 LS=95;
00002 LIBNAME IN 'C:\FILES\DoD\ADULT 2009';
00003 LIBRARY LIBRARY 'C:\FILES\DoD\ADULT 2009\FMTLIB';
00004 PROC TABULATE DATA=IN.HCS09A.1;
00005 WHERE XTNECREG = 3; /* Limit to TNEC region 3 */
00006 CLASS XBNFGRP XSEX;
00007 VAR H09070 H09063;
00008 WEIGHT FWT;
00009 TABLE ( H09070 H09063)*MEAN, /* Row Dimension */
00010          XBNFGRP*(XSEX ALL) ALL; /* Column Dimension */
00011 TITLE 'Table 4.1';
00012 TITLE2 'Constructed Beneficiary Group by Gender for TNEC Region 3';
00013 RUN;
00014
00015
00016
00017
00018
00019
00020
00021
00022
00023
00024
00025
00026
00027
00028
00029
00030
00031

```

Enter the Submit command, and the SAS statements disappear from the Program Editor. If a table is successfully produced, the Output window will open and the table will be displayed. If no output is produced, then SAS has encountered an error. SAS statements about the error can be seen and evaluated in the Log window. In all cases, the Log window should be carefully examined after SAS statements are processed. SAS may produce a table even if there are errors in the program, so the table may not be correct.

No table was produced for this run. The error is indicated in the Log Window as shown below.

```

SAS - [Log - (Untitled)]
File Edit View Tools Solutions Window Help
Command ==>
14 OPTIONS PS=79 LS=95;
15 LIBNAME IN 'C:\FILES\DoD\ADULT 2009';
NOTE: Libref IN was successfully assigned as follows:
      Engine:          VG
      Physical Name: C:\FILES\DoD\ADULT 2009
16 LIBRARY LIBRARY 'C:\FILES\DoD\ADULT 2009\FMTLIB';
NOTE: Libref LIBRARY was successfully assigned as follows:
      Engine:          VG
      Physical Name: C:\FILES\DoD\ADULT 2009\FMTLIB
17 PROC TABULATE DATA=IN.HCS09A.1;
18 WHERE XTNECREG = 3; /* Limit to TNEC region 3 */
19 CLASS XBNFGRP XSEX;
20 VAR H09070 H09063;
21 WEIGHT FWT;
ERROR: Variable FWT not found.
22 TABLE ( H09070 H09063)*MEAN, /* Row Dimension */
23          XBNFGRP*(XSEX ALL) ALL; /* Column Dimension */
24 TITLE 'Table 4.1';
25 TITLE2 'Constructed Beneficiary Group by Gender for TNEC Region 3';
26 RUN;
NOTE: The SAS System stopped processing this step because of errors.
NOTE: PROCEDURE TABULATE used:
      real time    0.01 seconds
      cpu time     0.00 seconds

```

The variable FWT was not found in the dataset. Type **Pgm** on the Command line to return to the Program Editor. Type **Recall** on the Command line and the program statements will reappear in the window.

You can correct the error by entering CFW, the correct variable name, in the weight statement. Then, rerun the procedure.

The corrected program produces the following output.

SAS - [Output - (Untitled)]

File Edit View Tools Solutions Window Help

Command ==> |

Table 4.1 14:09 Wednesday, November 18, 2009 1

Constructed Beneficiary Group by Gender for TNEX Region 3

		Constructed Beneficiary Group					
		Active Duty <65			Family of Active <65		
		Male or Female - R		All	Male or Female - R		
		Male	Female		Male	Female	
Weight without shoes	Mean	185.76	149.36	178.39	191.97	152.38	
In gnr1, how would you rate overall hlth	Mean	3.81	3.69	3.78	3.75	3.73	

(Continued)

Results Explorer Output - (Untitled) Log - (Untitled) Editor - (Untitled) Program Editor...

C:\Documents and Settings\mloewenberg

start Inbox - Mic... SAS - [Out... replace2,d... Search Desktop 2:16 PM

The result of this process is Table 4.1.

Note that the TITLE statement defines the heading for each page. Titles of more than one line are entered as TITLE, TITLE2, etc.

Table 4.1
Constructed Beneficiary Group by Gender for TNEX Region 3

		Constructed Beneficiary Group					
		Active Duty <65			Family of Active <65		
		Male or Female - R		All	Male or Female - R		
		Male	Female		Male	Female	
Weight without shoes	Mean	185.76	149.36	178.39	191.97	152.38	
In gnr1, how would you rate overall hlth	Mean	3.81	3.69	3.78	3.75	3.73	

(Continued)

Table 4.1
Constructed Beneficiary Group by Gender for TNEX Region 3

		Constructed Beneficiary Group				
		Family of Active <65			Ret/Surv/Fam 65+	
		Male or Female - R			Male or Female - R	
		All	Male	Female	All	Male
Weight without shoes	Mean	155.60	200.26	162.17	180.59	189.61
In gnrl, how would you rate overall hlth	Mean	3.73	3.54	3.57	3.56	3.30

(Continued)

Table 4.1
Constructed Beneficiary Group by Gender for TNEX Region 3

		Constructed Beneficiary Group		
		Ret/Surv/Fam 65+		
		Male or Female - R		
		Female	All	All
Weight without shoes	Mean	152.85	171.48	173.84
In gnrl, how would you rate overall hlth	Mean	3.32	3.31	3.57

Using Formats

The format library is the key to interpreting values of discrete variables. For example, in the program above, the format library found at C:\FILES\DoD\ADULT 2009\FMTLIB indicates that a value of 1 for XSEXA means male, and a value of 2 for XSEXA means female. Similarly, if XBNFGRP equals 1, the respondent is Active Duty; if XBNFGRP equals 2, the respondent is a family member of Active Duty personnel; if XBNFGRP equals 3, the respondent is an under-65 retiree or a survivor or one of their

family members; if XBNFGRP equals 4, the respondent is a 65-or-over retiree, survivor, or one of their family members.

Since formats are associated with the variables in the HCSDB, formatting is automatic as long as SAS can locate the format library. Error messages will result if the LIBNAME LIBRARY statement is not present. If the format library is not available for some reason, use the statement

FORMAT _ALL_;

within the PROC TABULATE to prevent SAS from searching for the missing format library. The default formats in the format library were used to produce the table described in the previous section.

Table Appearance

Format modifiers and temporary labels improve the appearance of a table. In Table 4.1, the values of the statistics are of the form x.xx. If each cell is defined to be six positions wide with two positions to the right of the decimal, there is adequate space plus some extra room to keep the table from looking crowded. This is done by crossing the statistic with the format modifier:

MEAN*F=6.2

Labels are attached to all variables in the HCSDB. You can use temporary labels to override the label within the SAS dataset. It is not always necessary to use both the variable label and the formatted values for each value of a class variable. In the previous example, the formatted values of XBNFGRP are Active Duty, family members of Active Duty, etc. which we know to be beneficiary groups; the title also tells you that these are beneficiary groups. The table can be made attractive by deleting the heading for XBNFGRP by including a blank for the temporary label:

XBNFGRP= ' '

Similarly, because the statistic being reported here is a mean, you do not need MEAN on each row. You can add or eliminate a label and include a format modifier to the same variable:

MEAN= ' '*F=6.2

The headings for XSEXA and ALL can be improved:

XSEXA= 'Gender'

ALL= 'Group Total' for the ALL that is crossed with XBNFGRP

ALL= 'Total' for the TNEX Region 3 total

The new program looks like this:

```
OPTIONS PS=79 LS=95;
LIBNAME IN 'C:\FILES\DoD\ADULT 2009';
LIBNAME LIBRARY 'C:\FILES\DoD\ADULT 2009\FMTLIB';
PROC TABULATE DATA=IN.HCS09A_1;
WHERE XTNEXREG = 3; /* limit to TNEX Region 3 */
CLASS XBNFGRP XSEXA;
VAR H09070 H09063;
WEIGHT CFW;
TABLE (H09070 H09063)*MEAN= ' '*F=6.2, /* Row Dimension */
      /* Column Dimension */
      XBNFGRP= ' '(XSEXA= 'Gender' ALL= 'Group Total')
      ALL= 'Total';
```

TITLE "Table 4.2";
 TITLE2 'Constructed Beneficiary Group by Gender for TNEX Region 3';
 RUN;

Typing these statements into the Program Window produces the following screen.

```

SAS - [Program Editor - TABLEIII.2.sas]
File Edit View Tools Run Solutions Window Help
Command ==> SUBMIT
00001 OPTIONS PS=79 LS=95;
00002 LIBNAME IN 'C:\FILES\DoD\ADULT 2009';
00003 LIBNAME LIBRARY 'C:\FILES\DoD\ADULT 2009\FMTLIB';
00004 PROC TABULATE DATA=IN.HCS09A_1;
00005 WHERE XTNECREG = 3; /* limit to TNEX Region 3 */
00006 CLASS XBENFGP XSEX;
00007 VAR H09070 H09063;
00008 WEIGHT CFW;
00009 TABLE ( H09070 H09063)*MEAN=' '*F=6.2, /* Row Dimension */
00010 /* Column Dimension */
00011 XBENFGP=' *(XSEX=Gender' ALL='Group Total')
00012 ALL='Total';
00013 TITLE 'Table 4.2';
00014 TITLE2 'Constructed Beneficiary Group by Gender for TNEX Region 3';
00015 RUN;
00016
00017
00018
00019
00020
00021
00022
00023
00024
00025
00026
00027
00028
00029
00030
00031
  
```

After the **Submit** command is entered, the following table is displayed in the Output window.

Table 4.2 14:09 Wednesday, November 18, 2009 4
 Constructed Beneficiary Group by Gender for TNEX Region 3

	Active Duty <65			Family of Active <65			Ret/Surv/Fan <65			Ret/S- urv/F- an 65+
	Gender		Group Total	Gender		Group Total	Gender		Group Total	Gender
	Male	Female		Male	Female		Male	Female		Male
Weight without shoes	185.76	149.36	178.39	191.97	152.38	155.60	200.26	162.17	180.59	189.61
In grnl. how would you rate ovrall hith	3.81	3.69	3.78	3.75	3.73	3.73	3.54	3.57	3.56	3.30

(Continued)

The resulting output is in Table 4.2.

Table 4.2

Constructed Beneficiary Group by Gender for TNEX Region 3

	Active Duty <65			Family of Active <65			Ret/Surv/Fam <65			Ret/S- urv/F- am 65+
	Gender			Gender			Gender			Gender
	Group			Group			Group			Group
	Male	Female	Total	Male	Female	Total	Male	Female	Total	Male
Weight without shoes	185.76	149.36	178.39	191.97	152.38	155.60	200.26	162.17	180.59	189.61
In gnr1, how would you rate ovrall hlth	3.81	3.69	3.78	3.75	3.73	3.73	3.54	3.57	3.56	3.30

(Continued)

Table 4.2
Constructed Beneficiary Group by Gender for TNEX Region 3

	Ret/Surv/Fam 65+		
	Gender		
	Group		
	Female	Total	Total
Weight without shoes	152.85	171.48	173.84
In gnr1, how would you rate ovrall hlth	3.32	3.31	3.57

Although the label for MEAN is deleted, there is still a space in the table for this label. You can eliminate this blank space by using the TABLE option of ROW=FLOAT. SAS row headings are automatically allocated; you can override this by using the TABLE option of RTS=n where n is an integer value specifying the number of print positions to be used for row headings. If you decide that we don't need the label 'Gender' for XSEXA because 'male' and 'female' are self-explanatory, the revised program is as follows:

```

OPTIONS PS=79 LS=95;
LIBNAME IN 'C:\FILES\DoD\ADULT 2009';
LIBNAME LIBRARY 'C:\FILES\DoD\ADULT 2009\FMTLIB';
PROC TABULATE DATA=IN.HCS09A_1;
WHERE XTNEXREG = 3; /* limit to TNEX Region 3 */
CLASS XBNFGRP XSEXA;

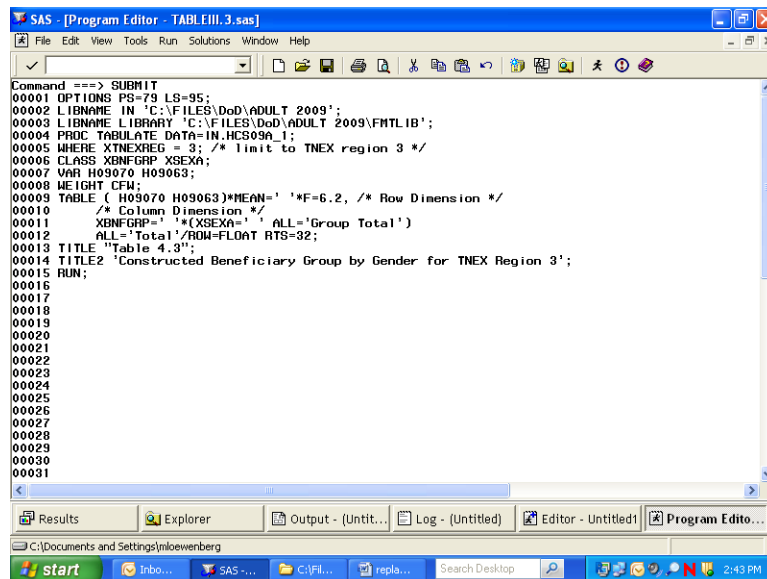
```

```

VAR H09070 H09063;
WEIGHT CFW;
TABLE (H09070 H09063)*MEAN=' *F=6.2, /* Row Dimension */
/* Column Dimension */
XBNFGRP=' *(XSEXa=' ' ALL='Group Total')
ALL='Total' / ROW=FLOAT RTS=32;
TITLE "Table 4.3";
TITLE2' Constructed Beneficiary Group by Gender for TNEX Region 3';
RUN;

```

Typed into the Program Window, the revised program appears as follows.



The screenshot shows the SAS Program Editor window with the following code:

```

Command ==> SUBMIT
00001 OPTIONS PS=79 LS=95;
00002 LIBNAME IN 'C:\FILES\DoD\ADULT 2009';
00003 LIBNAME LIBRARY 'C:\FILES\DoD\ADULT 2009\FMTLIB';
00004 PROC TABULATE DATA=IN.HCS09A_1;
00005 WHERE XTNEKREG = 3; /* limit to TNEX region 3 */
00006 CLASS XBNFGRP XSEXa;
00007 VAR H09070 H09063;
00008 WEIGHT CFW;
00009 TABLE ( H09070 H09063)*MEAN=' *F=6.2, /* Row Dimension */
00010 /* Column Dimension */
00011 XBNFGRP=' *(XSEXa=' ' ALL='Group Total')
00012 ALL='Total' /ROW=FLOAT RTS=32;
00013 TITLE "Table 4.3";
00014 TITLE2' Constructed Beneficiary Group by Gender for TNEX Region 3';
00015 RUN;
00016
00017
00018
00019
00020
00021
00022
00023
00024
00025
00026
00027
00028
00029
00030
00031

```

The window title is "SAS [Program Editor - TABLEIII.3.sas]". The taskbar at the bottom shows the Start button, several open applications (Info..., SAS..., C:\FI..., repla...), and the system clock at 2:43 PM on 12/01/09.

The output table is displayed in the Output Window as follows.

SAS - [Output - (Untitled)]

Table 4.3 14:09 Wednesday, November 18, 2009 6
Constructed Beneficiary Group by Gender for TNEX Region 3

	Active Duty <65			Family of Active <65			Ret/Surv/Fam <65		
	Male	Female	Group Total	Male	Female	Group Total	Male	Female	Group Total
Weight without shoes	185.76	149.36	178.39	191.97	152.38	155.60	200.26	162.17	180.59
In gnrl, how would you rate ovrall hlth	3.81	3.69	3.78	3.75	3.73	3.73	3.54	3.57	3.56

(Continued)

The result is Table 4.3.

Table 4.3
Constructed Beneficiary Group by Gender for TNEX Region 3

	Active Duty <65			Family of Active <65			Ret/Surv/Fam <65		
	Male	Female	Group Total	Male	Female	Group Total	Male	Female	Group Total
Weight without shoes	185.76	149.36	178.39	191.97	152.38	155.60	200.26	162.17	180.59
In gnrl, how would you rate ovrall hlth	3.81	3.69	3.78	3.75	3.73	3.73	3.54	3.57	3.56

(Continued)

Table 4.3
Constructed Beneficiary Group by Gender for TNEX Region 3

	Ret/Surv/Fam 65+			
	Male	Female	Group Total	Total
Weight without shoes	189.61	152.85	171.48	173.84
In gnrl, how would you rate ovrall hlth	3.30	3.32	3.31	3.57

Calculating Percents

When calculating percentages, it is necessary to appropriately define the denominator. To calculate a column percentage, the denominator definition must include all *class* variables that define the *row*. For example, if you want to look at the percentage of people in region 2 and each of the catchment areas who answered yes (or no) to H09051, 'Have you ever smoked at least 100 cigarettes in your entire life?', your TABLE statement in the TABULATE procedure would look like this:

```
WHERE XTNEXREG = 2;
TABLE H09051 ALL='Total',
(All=Region Total' CACSMPL)*PCTN<H09051 ALL>='Percent';
```

Table 4.4 includes a program and its output for calculating column percentages. The program statements in the Program Editor appear as follows.

```
SAS: [Program Editor - TABLEIII.4.sas]
File Edit View Tools Run Solutions Window Help

Command ==> SUBMIT
00001 OPTIONS PS=79 LS=95;
00002 LIBNAME IN 'C:\FILES\DoD\ADULT 2009';
00003 LIBNAME LIBRARY 'C:\FILES\DoD\ADULT 2009\FMTLIB';
00004 PROC TABULATE DATA=IN.HCS09A_1;
00005 WHERE XTNEXREG = 2; /* Limit to Region 2 */
00006 CLASS H09051 CACSMPL;
00007 WEIGHT CFW;
00008 TABLE H09051 ALL='Total',
00009 (ALL='Region Total' CACSMPL=' ')*
00010 (N='*F=5.0 PCTN<H09051 ALL>='*F=6.2)
00011 /RTS=25;
00012 TITLE 'Table 4.4';
00013 TITLE2 'Have You Ever Smoked At Least 100 Cigarettes In Your Entire Life';
00014 TITLE3 'for TNEC Region 2 Catchment Areas';
00015 RUN;
00016
00017
00018
00019
00020
00021
00022
00023
00024
00025
00026
00027
00028
00029
00030
00031
```

The submitted statements produce the following output.

Table 4.4 14:09 Wednesday, November 18, 2009 8
Have You Ever Smoked At Least 100 Cigarettes In Your Entire Life
for TNEC Region 2 Catchment Areas

	Region Total		Redstone Ars/Ft McClellan		Ft. Rucker		Maxwell AFB		NH Pensacola	
	#	%	#	%	#	%	#	%	#	%
Smoked at least 100 cigarettes in life										
Yes	5569	39.94	232	35.47	92	40.53	81	30.92	140	39.22
No	8373	60.06	422	64.53	135	59.47	181	69.08	217	60.78
Total	13942	100.00	654	100.00	227	100.00	262	100.00	357	100.00

(Continued)

Table 4.4
Have You Ever Smoked At Least 100 Cigarettes In Your Entire Life
for TNEX Region 2 Catchment Areas

	Region Total		Redstone Ars/Ft McClellan		Ft. Rucker		Maxwell AFB		NH Pensacola		NH Jack- sonv- ille- /Key West
	#	%	#	%	#	%	#	%	#	%	#
Smoked at least 100 cigarettes in life											
Yes	5569	39.94	232	35.47	92	40.53	81	30.92	140	39.22	245
No	8373	60.06	422	64.53	135	59.47	181	69.08	217	60.78	316
Total	13942	100.00	654	100.00	227	100.00	262	100.00	357	100.00	561

(Continued)

Table 4.4
Have You Ever Smoked At Least 100 Cigarettes In Your Entire Life
for TNEX Region 2 Catchment Areas

	NH Jacks- onvil- le/Key West		Eglin AFB		Tyndall AFB		MacDill AFB		Patrick AFB		Ft. Gordon	
	%	#	%	#	%	#	%	#	%	#	%	
Smoked at least 100 cigarettes in life												
Yes	43.67	146	42.32	196	37.05	96	35.42	104	41.60	98	37.26	
No	56.33	199	57.68	333	62.95	175	64.58	146	58.40	165	62.74	
Total	100.00	345	100.00	529	100.00	271	100.00	250	100.00	263	100.00	

(Continued)

Table 4.4
Have You Ever Smoked At Least 100 Cigarettes In Your Entire Life
for TNEX Region 2 Catchment Areas

	Ft. Benning		Ft. Stewart		Robins AFB		Barksdale AFB		Ft. Polk		Keesler AFB
	#	%	#	%	#	%	#	%	#	%	#
Smoked at least 100 cigarettes in life											
Yes	67	36.61	100	47.62	81	35.06	116	42.80	79	42.93	116
No	116	63.39	110	52.38	150	64.94	155	57.20	105	57.07	147
Total	183	100.00	210	100.00	231	100.00	271	100.00	184	100.00	263

(Continued)

Table 4.4
Have You Ever Smoked At Least 100 Cigarettes In Your Entire Life
for TNEX Region 2 Catchment Areas

	Keesler AFB		Tinker AFB		Ft. Sill		Shaw AFB		NH Charleston		NH Beaufort
	%	#	%	#	%	#	%	#	%	#	%
Smoked at least 100 cigarettes in life											
Yes	44.11	182	36.18	108	40.45	100	38.17	137	40.77	74	40.44
No	55.89	321	63.82	159	59.55	162	61.83	199	59.23	109	59.56
Total	100.00	503	100.00	267	100.00	262	100.00	336	100.00	183	100.00

(Continued)

Table 4.4
Have You Ever Smoked At Least 100 Cigarettes In Your Entire Life
for TNEX Region 2 Catchment Areas

	Ft. Jackson		Brooke AMC- Ft. Sam Houston		Ft. Hood		Dyess AFB		Laughlin AFB/Sheppard AFB		Lack-
	#	%	#	%	#	%	#	%	#	%	land AFB
Smoked at least 100 cigarettes in life											
Yes	100	38.46	132	36.07	117	39.39	168	34.93	81	32.27	89
No	160	61.54	234	63.93	180	60.61	313	65.07	170	67.73	139
Total	260	100.00	366	100.00	297	100.00	481	100.00	251	100.00	228

(Continued)

Table 4.4
Have You Ever Smoked At Least 100 Cigarettes In Your Entire Life
for TNEX Region 2 Catchment Areas

	Lackland and AFB		NH Corpus Christi		Randolph AFB		NBHC Mayport		37th Med Group		USCG Group St Petersburg Clinic	
	%	#	%	#	%	#	%	#	%	#	%	
Smoked at least 100 cigarettes in life												
Yes	39.04	91	35.41	68	29.96	94	38.37	100	35.09	4	50.00	
No	60.96	166	64.59	159	70.04	151	61.63	185	64.91	4	50.00	
Total	100.00	257	100.00	227	100.00	245	100.00	285	100.00	8	100.00	

(Continued)

Table 4.4
Have You Ever Smoked At Least 100 Cigarettes In Your Entire Life
for TNEX Region 2 Catchment Areas

	Out of		Out of		Out of	
	catchment-		catchment-		catchment-	
	north		south		overseas	
	#	%	#	%	#	%
Smoked at least 100 cigarettes in life						
Yes	.	.	1935	43.75	.	.
No	1	100.00	2488	56.25	1	100.00
Total	1	100.00	4423	100.00	1	100.00

The statistic N is included with PCTN to make it easier to verify that the denominator definitions have been set up properly. After you check to see that the percentages are accurate, the N statistic can be removed. Note that the output for Table 4.4 is unweighted. The N statistic (and PCTN statistic) is always unweighted even if a WEIGHT statement is included.

Similarly, if you want to look at the percentage of TRICARE enrollees (and non-enrollees) by gender who report having smoked at least 100 cigarettes in their entire life, this would be a row percentage. To calculate a row percentage, the denominator definition must include all *class* variables that define the *column*. Your TABLE statement would look like this:

```
TABLE H09051 ALL='Total',
XENRLLMT*(XSEXA=' ' ALL='Group Total')*
PCTN<XENRLLMT*XSEXA XENRLLMT*ALL>='Percent';
```

Notice that there are no parentheses used in the denominator definition. Because parenthetical groupings are not allowed in the denominator definition, all crossings and concatenations must be included. As noted above, the N and PCTN statistic are unweighted counts of CLASS variables. If you want to produce a weighted count and percentage for this table, you would include CFW (the 2009 weight variable) as an analysis variable in the VAR statement and in the column crossing of the TABLE statement; the statistics to be generated should be specified as SUM and PCTSUM. A program and output to demonstrate weighted row percentages appears in Table 4.5.

The following screen shows the new program typed into the Program Editor.

```

SAS - [Program Editor - TABLEIII.5.sas]
File Edit View Tools Run Solutions Window Help
Command ==> SUBMIT
00001 OPTIONS PS=79 LS=95;
00002 LIBNAME IN 'C:\FILES\DoD\ADULT 2009';
00003 LIBNAME LIBRARY 'C:\FILES\DoD\ADULT 2009\FMTLIB';
00004 PROC TABULATE DATA=IN.HCS09A_1;
00005 WHERE XTSEXREG = 2;
00006 CLASS H09051 XENRLMT XSEX;
00007 VAR CFM;
00008 TABLE H09051 ALL='Total',
00009 XENRLMT='*(XSEX=1 ' ALL='Group Total')*CFM=' '*
00010 (SUM='#*F=6.0 PCTSUM<XENRLMT*XSEX XENRLMT*ALL>='#*F=5.2)
00011 /RTS=16;
00012 TITLE 'Table 4.5';
00013 TITLE2 'Have You Ever Smoked At Least 100 Cigarettes In Your Entire Life';
00014 TITLE3 'by TRICARE Prime Enrollment and Gender';
00015 TITLE4 'TNEX Region 2 Only';
00016 RUN;
00017
00018
00019
00020
00021
00022
00023
00024
00025
00026
00027
00028
00029
00030
00031

```

These commands produce the following output.

Command ==> Table 4.5 14:09 Wednesday, November 18, 2009 19
Have You Ever Smoked At Least 100 Cigarettes In Your Entire Life
by TRICARE Prime Enrollment and Gender
TNEX Region 2 Only

	Active Duty - under 65						Enrolled - under 65					
	Male			Female			Male			Female		
	*	%		*	%		*	%		*	%	
Smoked at least 100 cigarettes in life												
Yes	128080	12.40		25052	2.43	153132	14.83	117888	11.42	158821	15.38	276709
No	203696	16.82		55430	4.58	259126	21.40	119533	9.87	315480	26.05	435014
Total	331776	14.79		80481	3.59	412258	18.38	237421	10.58	474301	21.14	711722

(Continued)

Here, as above, the SUM statistic is included to help determine the accuracy of the denominator definition.

Additional information about running SAS is available from the SAS Institute. Please consult the appropriate manuals for more detailed information.

See Table 4.5 to view the entire table.

Table 4.5
Have You Ever Smoked At Least 100 Cigarettes In Your Entire Life
by TRICARE Prime Enrollment and Gender
TNEX Region 2 Only

	Active Duty - under 65						Enrolled - under 65					
	Male			Female			Male			Female		
	Group Total		Group Total		Group Total		Group Total		Group Total		Group Total	
	#	%	#	%	#	%	#	%	#	%	#	%
Smoked at least 100 cigarettes in life												
Yes	128080	12.40	25052	2.43	153132	14.83	117888	11.42	158821	15.38	276709	26.80
No	203696	16.82	55430	4.58	259126	21.40	119533	9.87	315480	26.05	435014	35.93
Total	331776	14.79	80481	3.59	412258	18.38	237421	10.58	474301	21.14	711722	31.72

(Continued)

Table 4.5
Have You Ever Smoked At Least 100 Cigarettes In Your Entire Life
by TRICARE Prime Enrollment and Gender
TNEX Region 2 Only

	Not enrolled - under 65						Not enrolled - 65 or over					
	Male			Female			Male			Female		
	Group Total		Group Total		Group Total		Group Total		Group Total		Group Total	
	#	%	#	%	#	%	#	%	#	%	#	%
Smoked at least 100 cigarettes in life												
Yes	114260	11.07	105942	10.26	220202	21.33	206776	20.03	148076	14.34	354852	34.37
No	88671	7.32	155194	12.82	243864	20.14	89261	7.37	161746	13.36	251007	20.73
Total	202930	9.05	261135	11.64	464066	20.69	296037	13.20	309822	13.81	605858	27.01

(Continued)

Table 4.5
Have You Ever Smoked At Least 100 Cigarettes In Your Entire Life
by TRICARE Prime Enrollment and Gender
TNEX Region 2 Only

	Enrolled - 65 or over					
	Male		Female		Group Total	
	#	%	#	%	#	%
Smoked at least 100 cigarettes in life						
Yes	18599	1.80	9087	0.88	27686	2.68
No	5292	0.44	16568	1.37	21860	1.81
Total	23890	1.06	25656	1.14	49546	2.21

HOW TO MAKE A TABLE USING SPSS

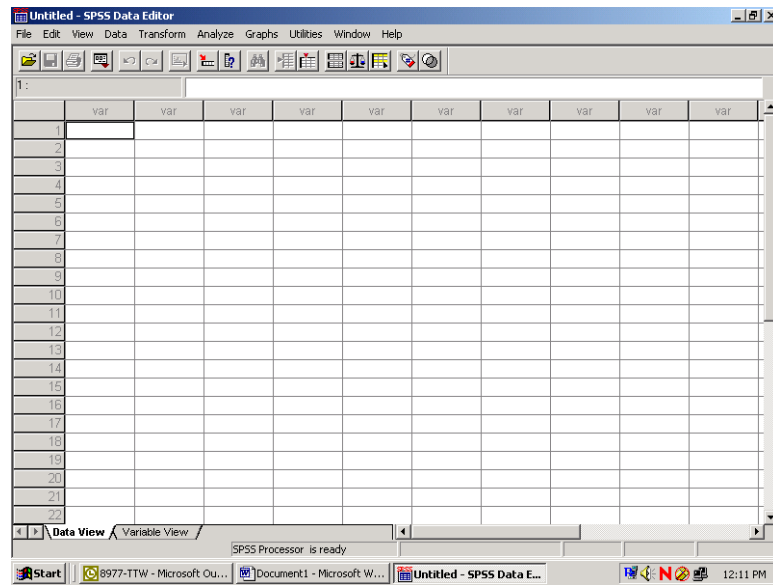
The 2009 Adult HCSDB dataset is in an SPSS format. SPSS is a computer software system used for data management, summarization, and analysis. SPSS can be run interactively, using menus, or in batch mode, using syntax commands. This guide instructs users on how to use SPSS dialog boxes to:

- Construct new variables
- Recode existing variables
- Select cases for analysis
- Weight cases for analysis
- Create customized tables

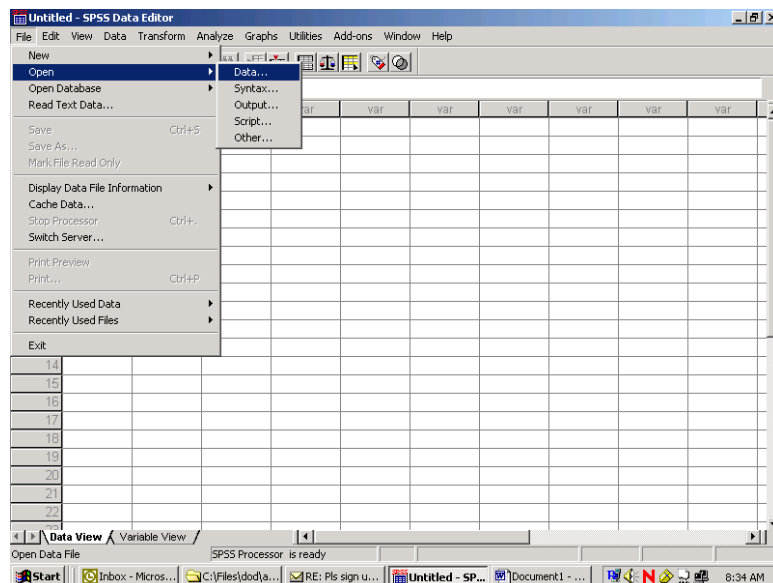
As you use the dialog boxes, you generate syntax automatically. This syntax may be pasted into a syntax file for future use or for modification.

Locating and opening the data file

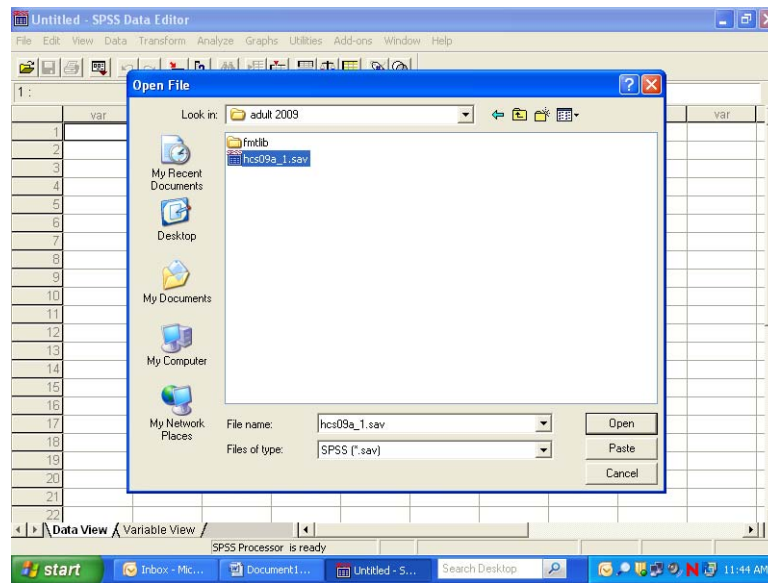
To begin an SPSS session, double click on the SPSS icon on your desktop. The Data Editor window will open and present a blank spreadsheet like the following screen:



Click on File in the upper left corner to open the following menu:



Select the **Open** option or choose a file from the list displayed. **Open** and **data** produces the following screen:



If the file is not in this directory, navigate through your folders until you locate it. Mark the file and click **Open**. You will be returned to the spreadsheet Data Editor with the file on view. The Quarters I-IV, 2009 Adult HCSDb dataset has been opened and is displayed below.

	mpid	svcsmpl	sexsmpl	stratum	cacsmp	enbgsmpl	mpcsmpl	nhff	servarea	dcatch	msr
1	00000860	1.00	2.00	2900102	9901.00	02	1.00	553.00		0907	
2	00044535	1.00	2.00	1007503	75.00	03	2.00	49.00		0075	
3	00056230	2.00	2.00	1007403	1.00	06	1.00	116.00		0999	
4	00064079	1.00	2.00	2900102	123.00	02	2.00	548.00		0123	01
5	00105704	1.00	2.00	2900202	9902.00	02	1.00	431.00		0993	
6	00129975	1.00	2.00	1005603	56.00	03	1.00	49.00		0914	
7	00149107	1.00	1.00	3900304	125.00	04	1.00	1506.00	11	0125	10
8	00150338	4.00	1.00	1900303	14.00	03	1.00	136.00		0052	11
9	00233393	2.00	2.00	1000106	1.00	06	2.00	61.00		0901	
10	00261085	1.00	2.00	2900205	110.00	05	1.00	514.00		0110	
11	00282968	1.00	2.00	2900205	9904.00	05	1.00	513.00		0999	
12	00290802	4.00	2.00	1012003	120.00	03	2.00	53.00		0120	02
13	00293397	2.00	2.00	1900403	9904.00	02	1.00	292.00		0968	
14	00325127	4.00	1.00	1001001	10.00	01	2.00	161.00		0785	
15	00366309	1.00	2.00	6900399	9904.00	08	2.00	381.00		0999	
16	00377136	4.00	1.00	1005103	51.00	03	1.00	49.00		0911	
17	00395654	2.00	2.00	1040501	405.00	01	2.00	117.00		0039	
18	00396014	4.00	2.00	1900301	129.00	01	1.00	1589.00		0942	
19	00471375	1.00	2.00	2900205	110.00	05	1.00	513.00		0110	
20	00507094	1.00	1.00	1006103	61.00	03	1.00	49.00		0061	
21	00517461	1.00	2.00	1004703	47.00	03	1.00	49.00		0047	
22	00602543	1.00	2.00	1036403	112.00	03	2.00	49.00		0993	

Constructing new variables

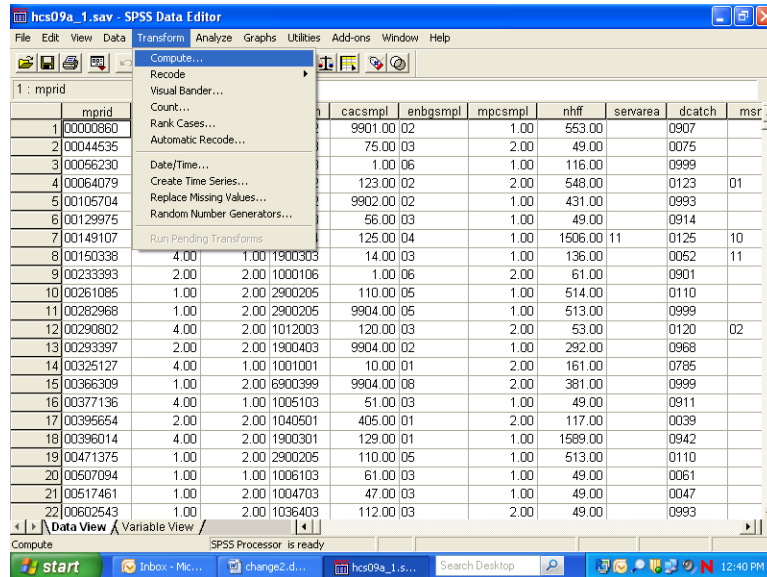
Data can be evaluated from many different aspects. It is sometimes useful to build new variables from combinations of the existing ones and to examine their distributions.

For example, the variable in the file for beneficiary group at the time of sampling is called `xbnfgrp`, and the variable for sex is `xsexa`. The value 1 for `xbnfgrp` indicates that the individual is on Active Duty. The relationships for constructing a new variable of Active Duty by sex are:

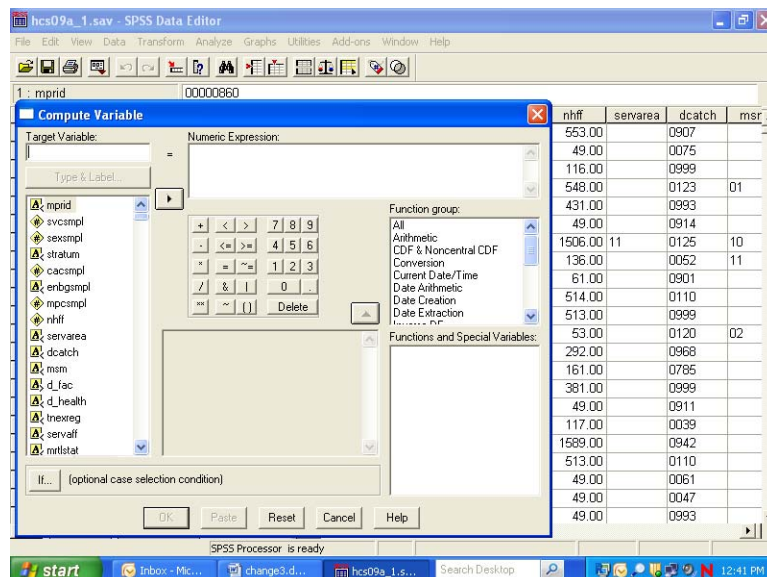
Active-Duty-males: **xsexa=1 and XBNFGRP=1**

Active-Duty-females: **xsexa=2 and XBNFGRP=1**

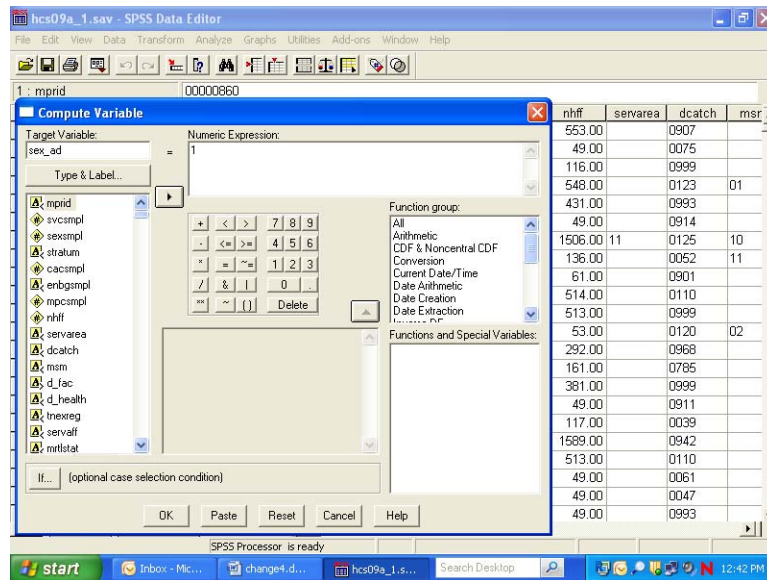
Open the Transform menu and select Compute as in the following:



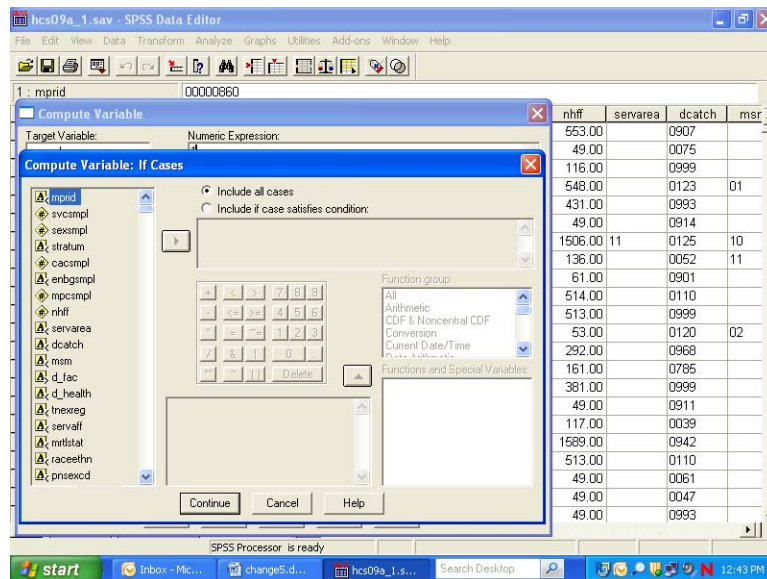
The following dialog box will open:



You can build the new variable in two steps to express the two conditions. The first task is to give the new variable a name and its first value. Enter the Target Variable slot and name the new variable sex_ad. Next, assign the value 1 to sex_ad by entering it into the slot for Numeric Expression. Your screen should look like the following:

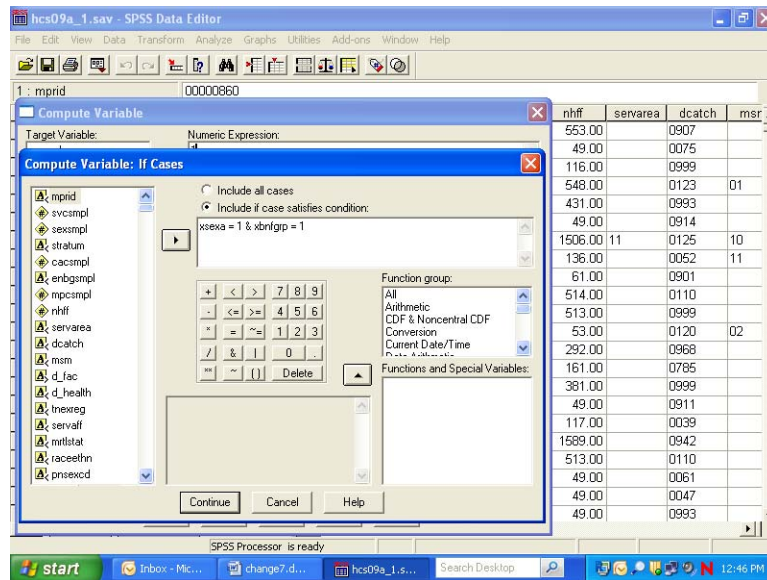


Once you we have assigned the value 1 to sex_ad, you can build the condition that qualifies the assignment. Click on If and open the following dialog box:

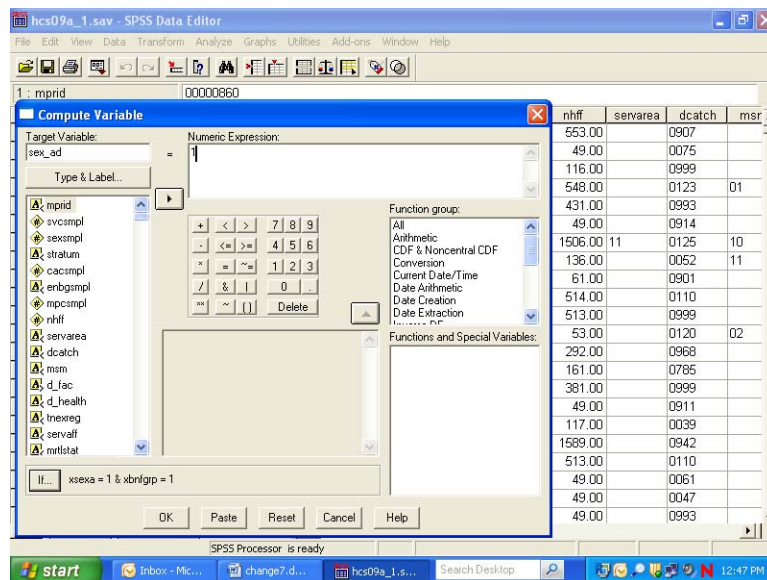


Click on the circle indicating Include if case satisfies condition, and the black dot will move to that circle. The slot underneath will open, ready for your input. Build the "if" condition. Write it directly into the slot or move the elements xsexa = 1 & xbnfgrp = 1.

The screen should resemble the following:



Click on Continue and return to the previous screen, which will now look like this:



Your condition will be written next to the If button. Click on OK to exit the dialog box, and the variable sex_ad will be created with its value set to 1.

The next step is to build the second condition for the new variable, which will set it to the value 2. Reopen the Compute dialog box. The commands you just gave still appear in the dialog box. Simply assign the value 2 to sex_ad, press If, and enter the new condition to identify Active Duty females. Click Continue, and finish with OK. The condition, if xsexa = 2 and xbnfgrp = 1, will be added to the new variable sex_ad.

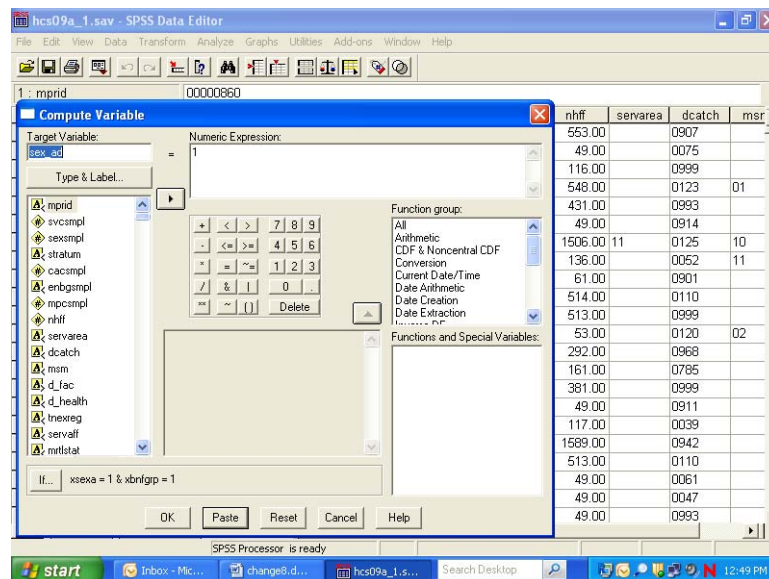
Once you have created a new variable, you may want to add it permanently to the dataset. The new variable is computed for each case in the file and added to the view in the Data Window after the last variable in the dataset. The variable name is the column heading.

Since the HCSDB data set carries Read-Only status to protect it from corruption, changes to it cannot be saved. At the end of the day, when the work session ends and you exit SPSS, the file will revert to its former status and the new variables will be lost. The solution is to save the dataset under a new name when you exit. Choose the Save As option on the File menu, and you will be prompted to name the file and to save it in a folder of your choosing. Give the file a new name and save it. Open the new expanded file anytime for processing.

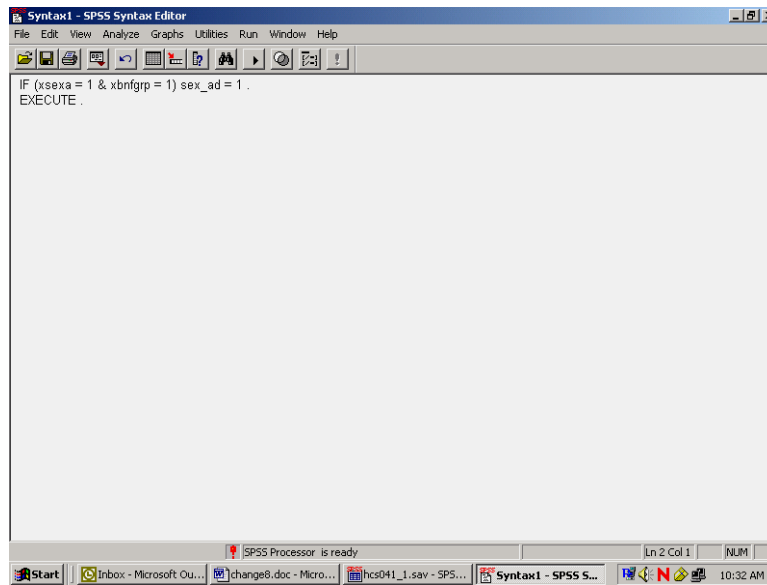
Suppose you do not want to use up your disk space for expanded copies of the dataset. Another option is to save the syntax you have generated in a file that can be run as it is needed. Syntax is a written instruction generated by the commands you give in a dialog box. These “sentences” can be saved in a file and executed when needed. This is the batch mode of processing syntax commands. Syntax files take up very little space.

Experienced SPSS programmers, who have mastered SPSS syntax, often prefer to work only in batch mode. This option is available to users who have not mastered the syntax language. You can paste the commands, generated interactively in the dialog box, onto a syntax file.

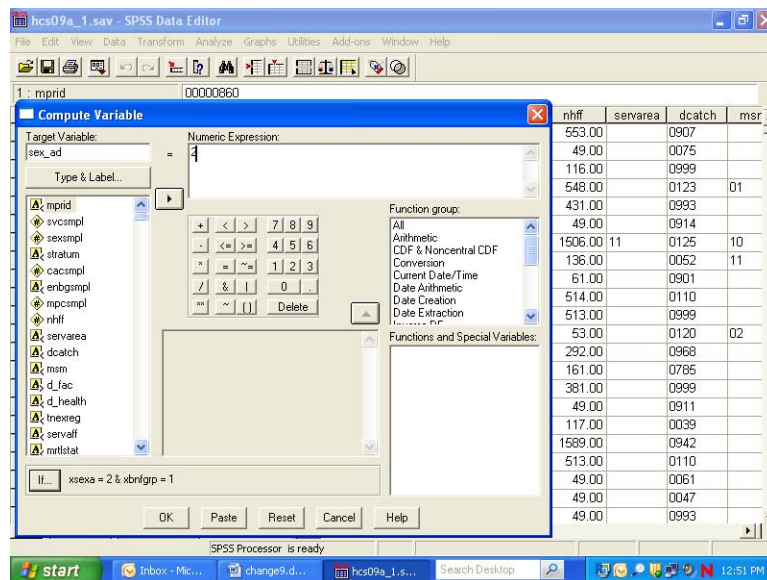
Recall the compute example for the new variable `sex_ad`. The screen below is the result of assigning 1 to `sex_ad` according to an If condition. You clicked on OK to set the value. Returning to the screen and clicking on Paste writes the command to a syntax file.



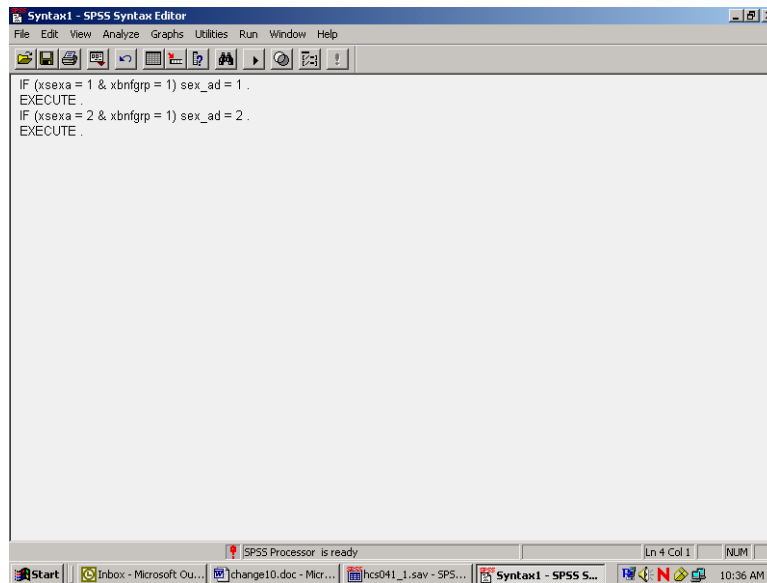
Click on the Paste button, and the syntax window below will open with the syntax written in it.



Now return to the compute dialog box.



Assign the value **2** to **sex_ad** and build the “if” condition as in the diagram above. Select **Paste**, and these commands will be appended to the syntax file.



The results appear in the screen above. SPSS gives default names to syntax files, such as Syntax1, Syntax2, etc., as they are created. It is a good idea to save the syntax, re-naming the file using the **Save As** option on the **File** menu. Use a name that has some meaning to you, e.g., **New_computes**. The file will automatically receive the suffix **.sps**.

Another option for adding new variables to the dataset is to **Recode** existing variables **into** new variables. A common example involves **grouping** an age variable into age categories as shown below, using the variable **FIELDAGE**, which exists on our dataset. **FIELDAGE** is coded in years from 17 to 99, which can be grouped into four age categories:

17 to 34 = 1 - label: "young adult"

35 to 49 = 2 - label: "mature adult"

50 to 65 = 3 – label: "middle-age"

66 to 99 = 4 – label: "senior citizen"

The new variable is called **age_grp**.

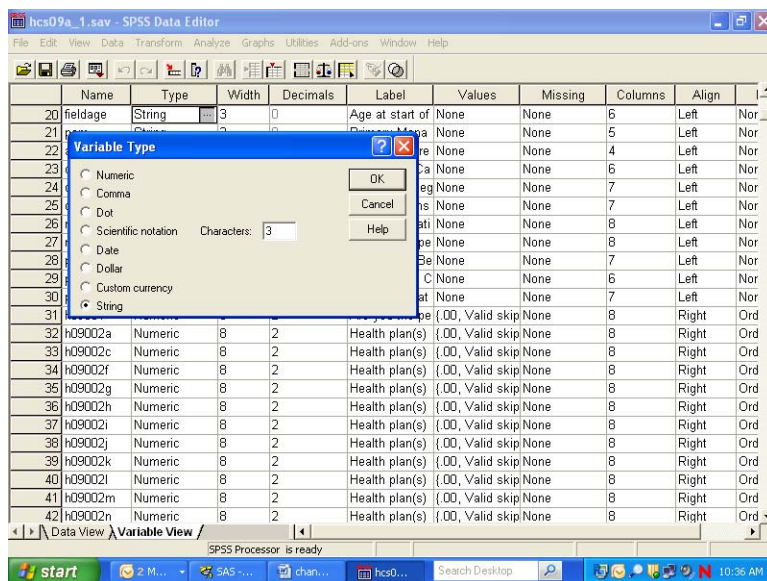
FIELDAGE is a string variable. In order for it to be recoded using grouping criteria, it must be converted to a numeric variable. In the data window go to the column for the variable **FIELDAGE** and click in the gray area at the top of the column causing the variable to be selected as the following screen indicates.

	dagey	fieldage	pcm	acv	dbencat	dmedelg	dsponsvc	mbrrelcd	medtype	patcat	pntypcd	pnlatcd	h09
1	031	031	CIV	E	DA	2	A	B	N	DEPACT	D	A	
2	037	037	MTF	E	DA	2	A	B	N	DEPACT	D	A	
3	054	055	MTF	E	DR	2	N	A	N	NADD<65	S	W	
4	054	055	CIV	E	DA	2	A	B	N	DEPACT	D	A	
5	026	027	CIV	E	DGR	2	A	B	N	DEPACT	D	V	
6	034	034	MTF	E	DGR	2	A	B	N	DEPACT	D	V	
7	033	033	Z	DA	2	A	B	N	DEPACT	D	A		
8	042	043	MTF	E	DA	2	F	B	N	DEPACT	D	A	
9	047	048	MTF	E	DR	2	N	B	N	NADD<65	D	R	
10	049	049	CIV	E	RET	2	A	A	N	NADD<65	S	R	
11	043	043	CIV	E	DR	2	A	A	N	NADD<65	S	W	
12	042	042	MTF	E	DA	2	F	B	N	DEPACT	D	A	
13	027	027	CIV	F	DA	2	N	B	N	DEPACT	D	A	
14	032	033	MTF	A	ACT	1	F	A	N	ACTDTY	S	A	
15	077	078	CIV	U	DR	U	A	A	C	NADD65+	S	W	
16	041	041	MTF	E	DA	2	F	B	N	DEPACT	D	A	
17	042	042	MTF	A	GRD	1	N	A	N	ACTDTY	S	V	
18	027	027	MTF	A	ACT	1	F	A	N	ACTDTY	S	A	
19	036	036	CIV	E	DR	2	A	B	N	NADD<65	D	R	
20	052	052	MTF	E	DA	2	A	B	N	DEPACT	D	A	
21	029	029	MTF	E	DGR	2	A	B	N	DEPACT	D	V	
22	029	030	MTF	E	DA	2	A	B	N	DEPACT	D	A	

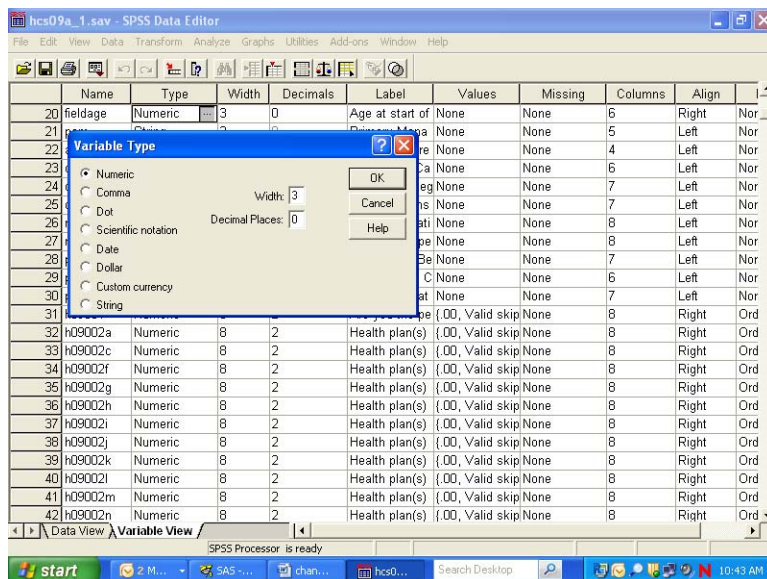
Click on the Variable View tab at the lower left of your screen and the screen will change to the following:

	Name	Type	Width	Decimals	Label	Values	Missing	Columns	Align	Format
20	fieldage	String	3	0	Age at start of	None	None	6	Left	Nor
21	pcm	String	3	0	Primary Mana	None	None	5	Left	Nor
22	acv	String	1	0	Alternate Care	None	None	4	Left	Nor
23	dbencat	String	3	0	Beneficiary Ca	None	None	6	Left	Nor
24	dmedelg	String	1	0	Medical Privileg	None	None	7	Left	Nor
25	dsponsvc	String	1	0	Derived Spons	None	None	7	Left	Nor
26	mbrrelcd	String	1	0	Member Relati	None	None	8	Left	Nor
27	medtype	String	1	0	Medicare Type	None	None	8	Left	Nor
28	patcat	String	7	0	Aggregated Be	None	None	7	Left	Nor
29	pntypcd	String	1	0	Person Type C	None	None	6	Left	Nor
30	pnlatcd	String	1	0	Personnel Cat	None	None	7	Left	Nor
31	h09001	Numeric	8	2	Are you the pe	{.00, Valid skip	None	8	Right	Ord
32	h09002a	Numeric	8	2	Health plan(s)	{.00, Valid skip	None	8	Right	Ord
33	h09002c	Numeric	8	2	Health plan(s)	{.00, Valid skip	None	8	Right	Ord
34	h09002f	Numeric	8	2	Health plan(s)	{.00, Valid skip	None	8	Right	Ord
35	h09002g	Numeric	8	2	Health plan(s)	{.00, Valid skip	None	8	Right	Ord
36	h09002h	Numeric	8	2	Health plan(s)	{.00, Valid skip	None	8	Right	Ord
37	h09002i	Numeric	8	2	Health plan(s)	{.00, Valid skip	None	8	Right	Ord
38	h09002j	Numeric	8	2	Health plan(s)	{.00, Valid skip	None	8	Right	Ord
39	h09002k	Numeric	8	2	Health plan(s)	{.00, Valid skip	None	8	Right	Ord
40	h09002l	Numeric	8	2	Health plan(s)	{.00, Valid skip	None	8	Right	Ord
41	h09002m	Numeric	8	2	Health plan(s)	{.00, Valid skip	None	8	Right	Ord
42	h09002n	Numeric	8	2	Health plan(s)	{.00, Valid skip	None	8	Right	Ord

In the Type column click on the gray square and the following Menu will open.

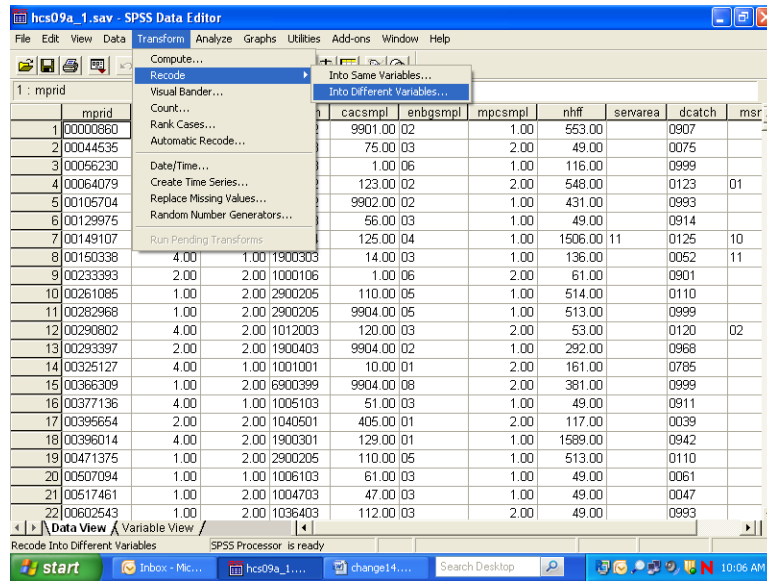


Transfer the black dot from String to Numeric as follows:

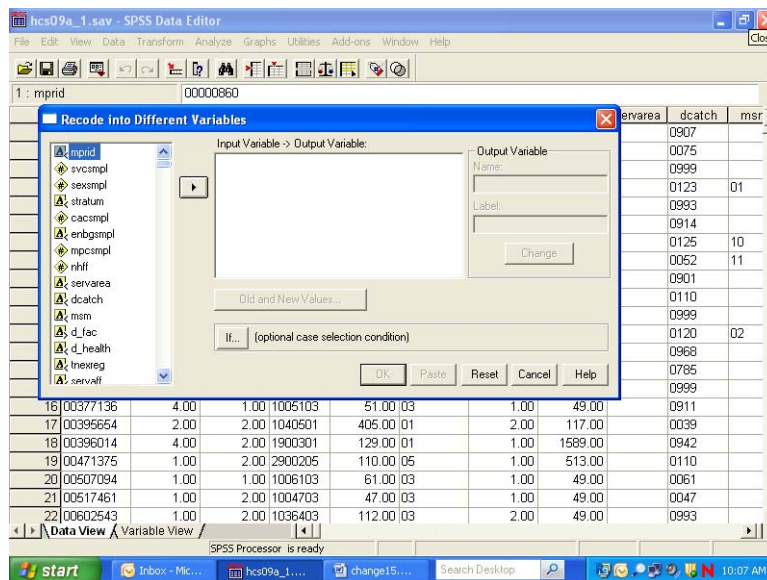


Click on OK to set the changes. Click on the Data View tab to return to the Data Editor window.

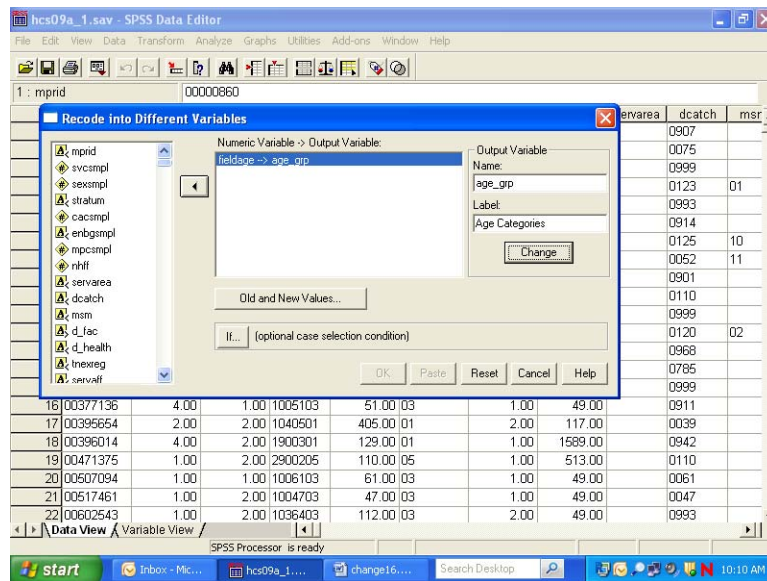
Now from the **Transform** menu, choose **Recode** and **Into Different Variables** as pictured below:



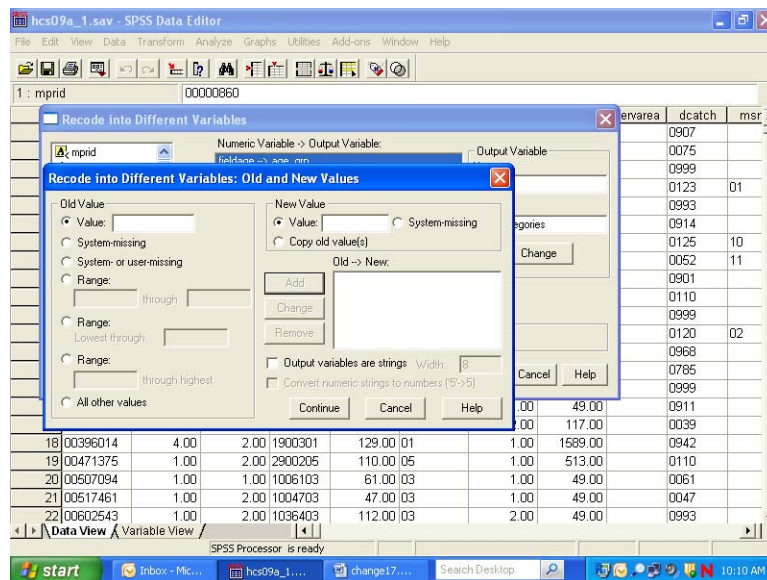
The following dialog box will open:



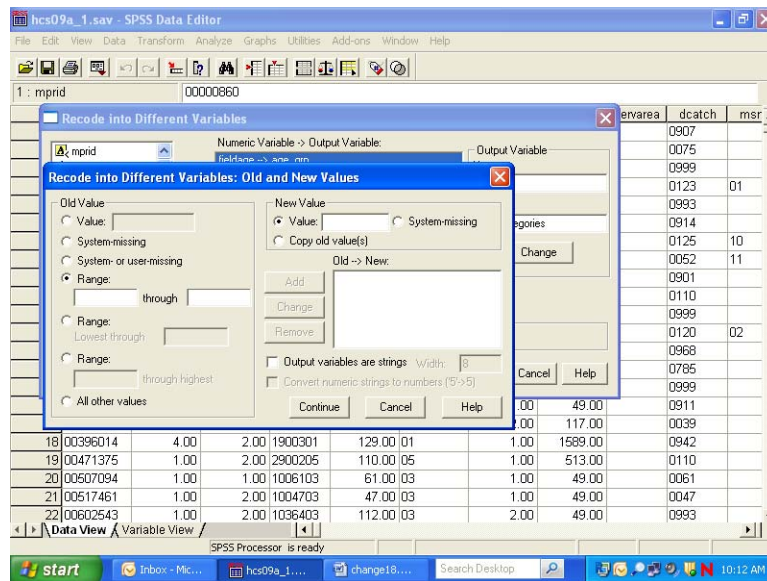
Move **FIELDAGE** from the variable list on the left to the box labeled **Input Variable -> Output Variable**. In the **Name** slot, enter the new variable name **age_grp**. Enter **Age Categories**, the variable label, in the **Label** slot. Click on **Change**. The dialog box should look like the one below.



Click on Old and New Values, and the following dialog box will open:

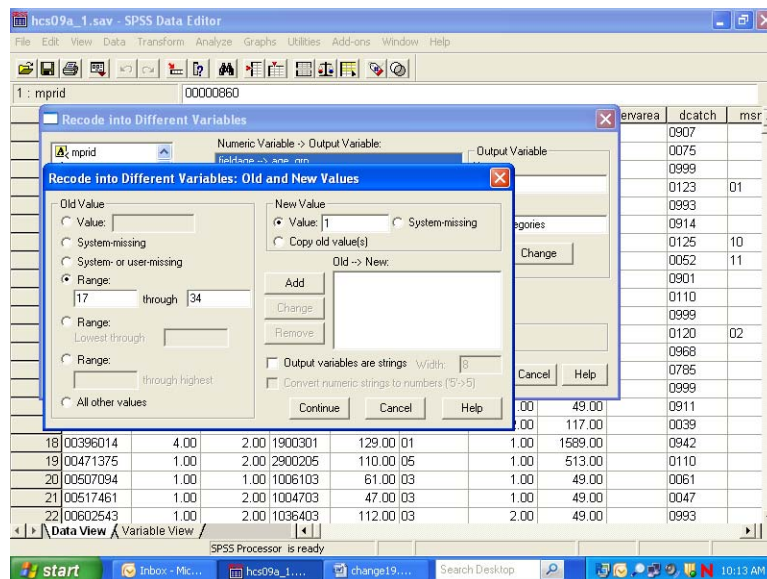


The next step in grouping the age variable is to specify the existing values of **Age** to be recoded. To do this, click on the **Range** circle under **Old Value**.

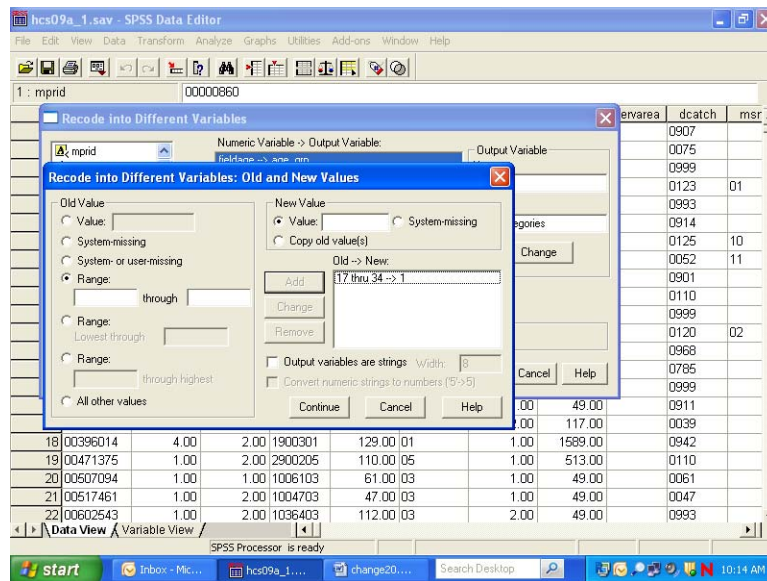


Once the appropriate slots are open, you have four ranges to enter.

First, enter 17 **through** 34 in the slots provided under **Range**. Next, enter the value 1 in the **Value** slot under **New Value**. **Add** is now illuminated.

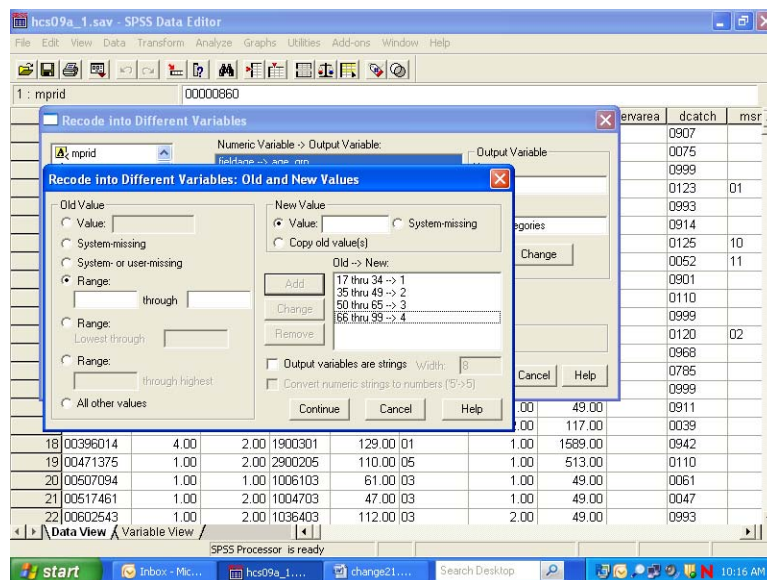


Clicking on Add produces the following result:

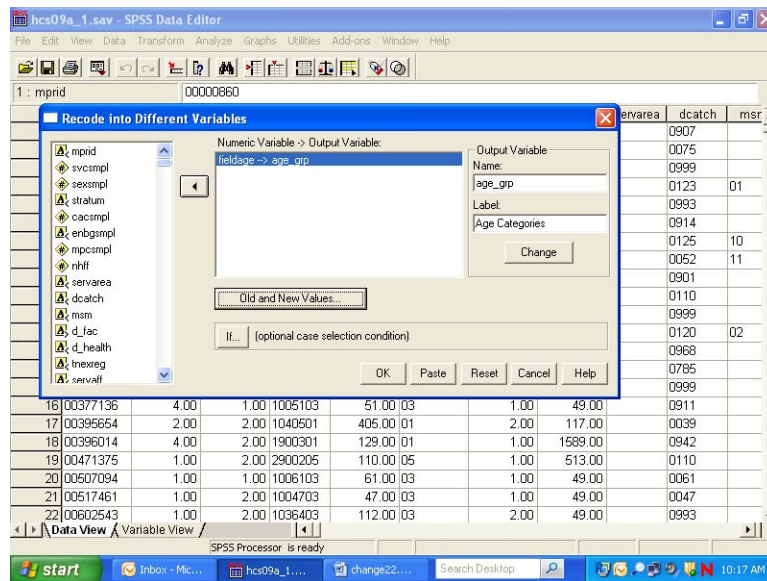


The specified range appears in the box labeled **Old -> New**, and the **Range** and **Value** slots have been cleared to permit additional entries.

The three remaining ranges are built in the same manner, adding each specification, until the dialog box looks like the one below.



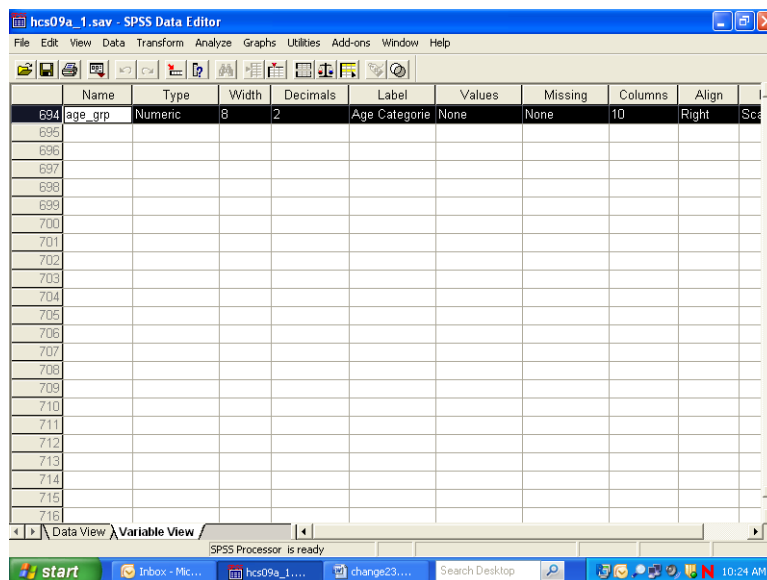
Click on Continue and return to the previous screen.



Click on **OK** to exit the screen. The new variable **age_grp** has been created. The **Recode** syntax can be pasted to a syntax file.

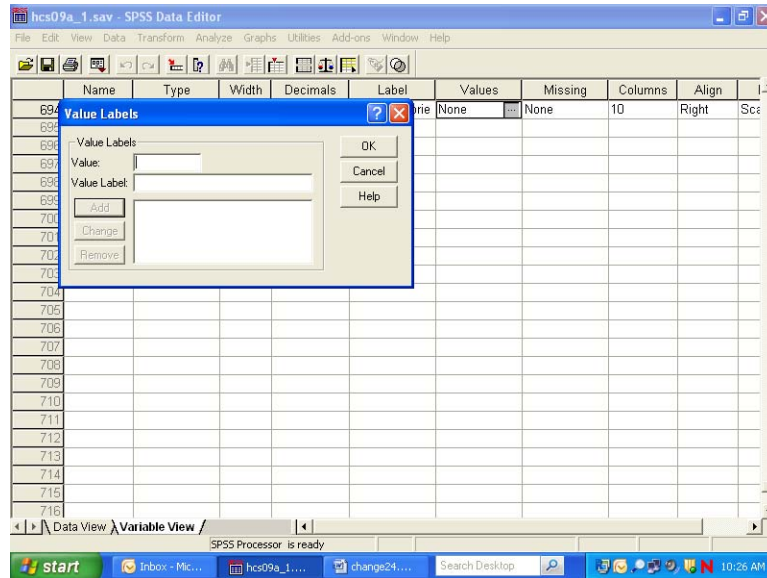
The final task is to create the value labels for the new variable **age_grp**. Labeling variables makes output from statistical reporting procedures much clearer and more elegant.

In the **Data Window**, go to the column for the new variable **age_grp** and double click in the gray area containing the variable name. The screen will change to variable view:

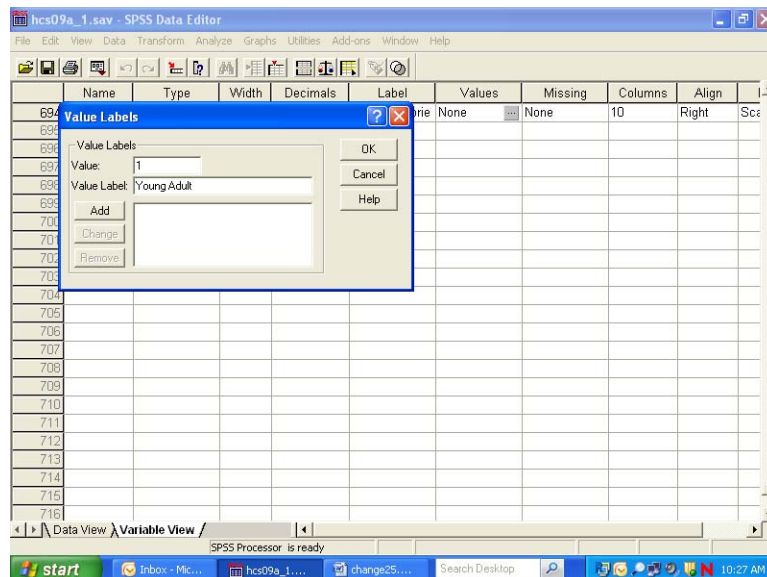


The variable **age_grp** is shown with its attributes.

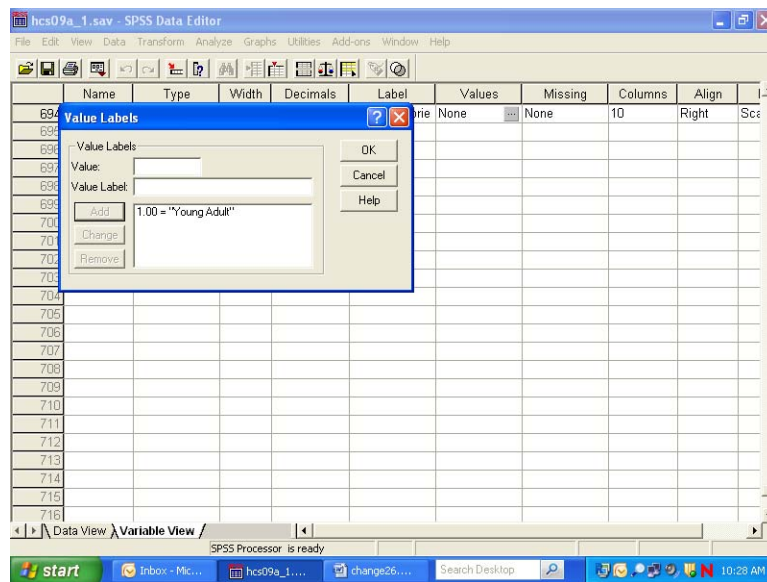
Click in the cell under **Values** and the following dialog box will open:



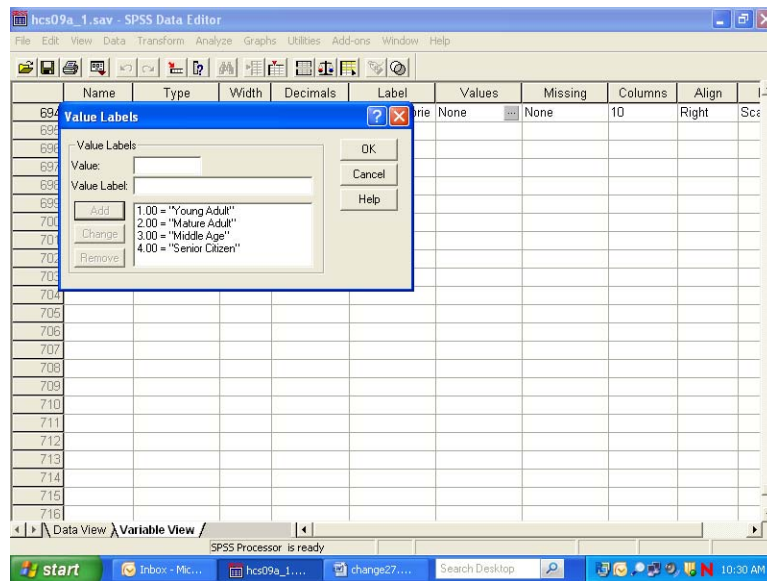
You can then begin to label the *values* of **age_grp**. Enter **1** in the slot marked **Value**, and enter the label **Young Adult** in the slot marked Value Label. The screen will look like the following:



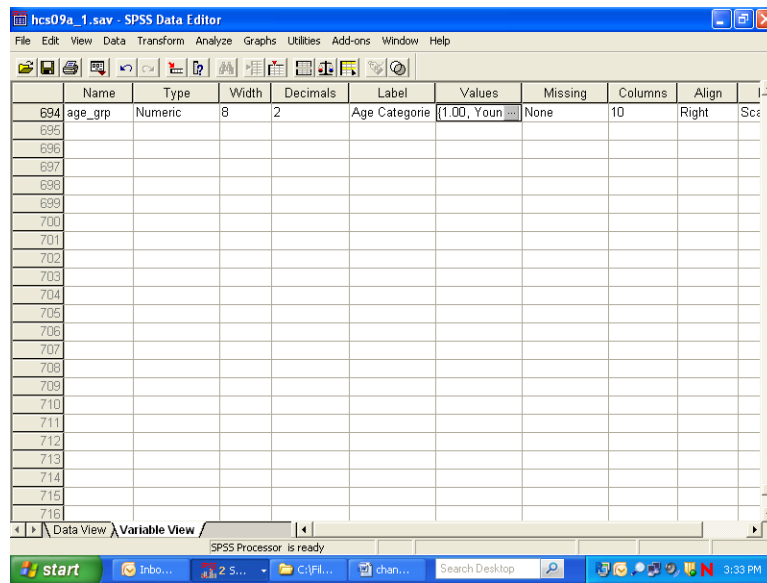
Add is now illuminated. Click on **Add** and the text of your command will appear in the central box, clearing the slots for further entries, as in the next screen.



Build the other three labels until the screen looks like the following:



Click on **OK** and the screen will appear as follows:



Click on the **Data View** tab to return to the data screen.

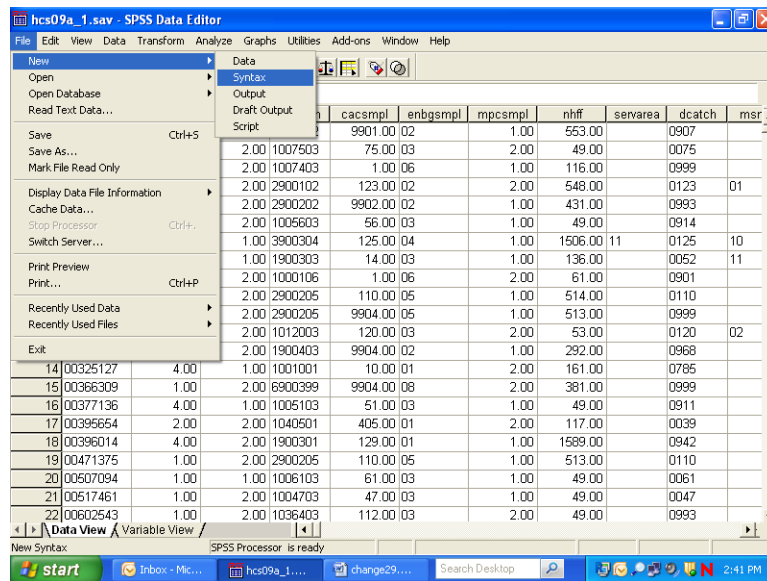
Limiting the Number of Variables

The HCSDB dataset contains many variables. To speed up software performance time, it may be desirable to limit the number of variables for analysis. There are ways to do this.

The first is to **Save** a subset of variables in a new file with a new name. This option is available only through syntax. The **Keep** or **Drop** command lets you save a subset of variables. The choice of **Keep** or **Drop** is dependent on which list is shorter to write.

For example, suppose you want to run some procedures to evaluate the respondent's weight as it relates to state of health. You are also interested in people that ever smoked, and in differences within these groupings by gender. Moreover, you want to look at regional differences and differences among catchment areas by beneficiary group and enrollment. You can do all the work on a subset of only nine variables, saving them in a separate file.

To write the syntax, open a syntax window. If you want to create a new syntax file, choose **New, Syntax** on the **File** menu as in the following:

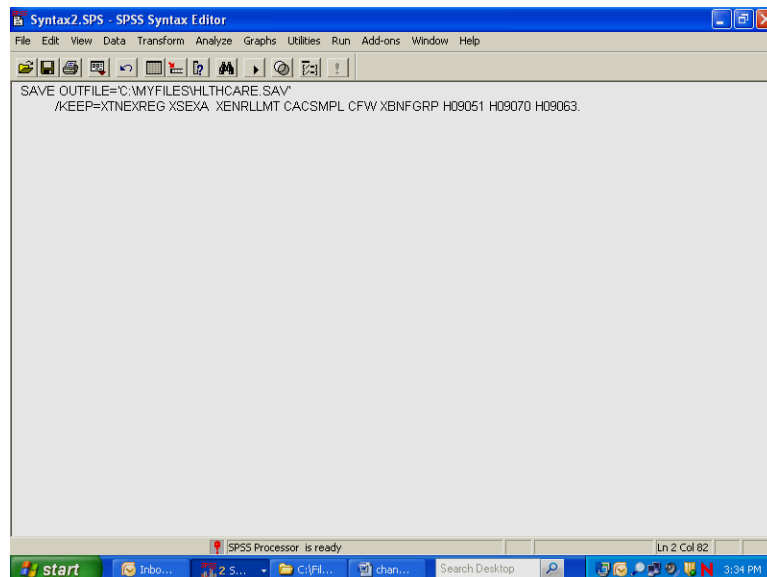


A blank syntax window will open.

Write the following command, substituting the file name and directory specification:

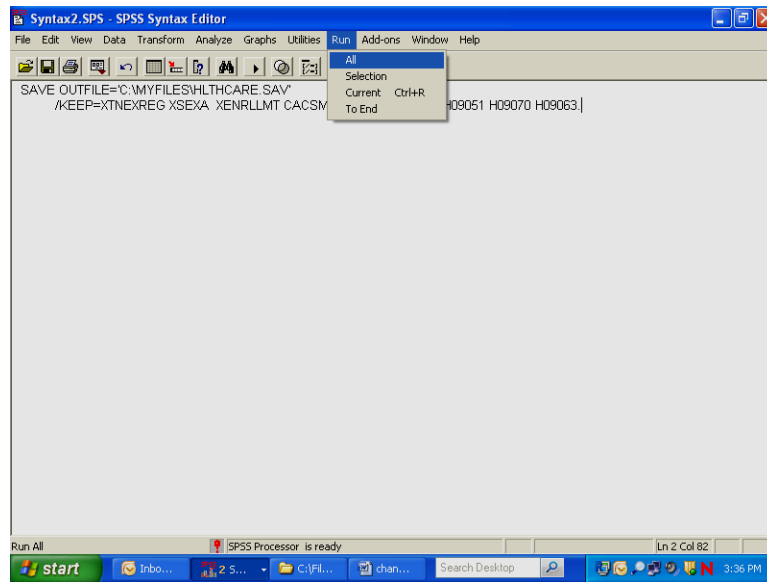
**SAVE OUTFILE='C:\MYFILES\HLTHCARE.SAV'/KEEP=XTNEXREG XSEXA XENRLLMT
CACSMPL CFW XBNFGRP H09051 H09070 H09063.**

as in the following:



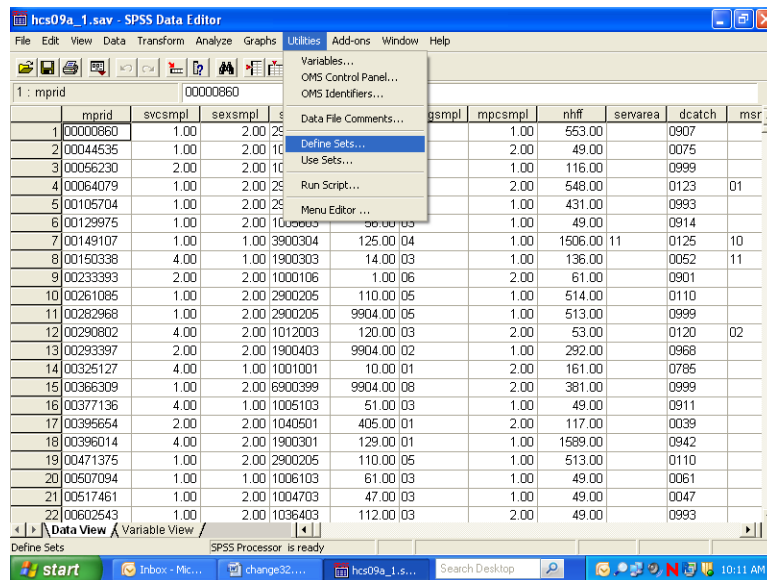
Upper case is optional. Be sure to enclose the entire file name in single quotes and to type a period at the end of the command.

Run the command by choosing the **Run** menu and selecting **All** from the choices.

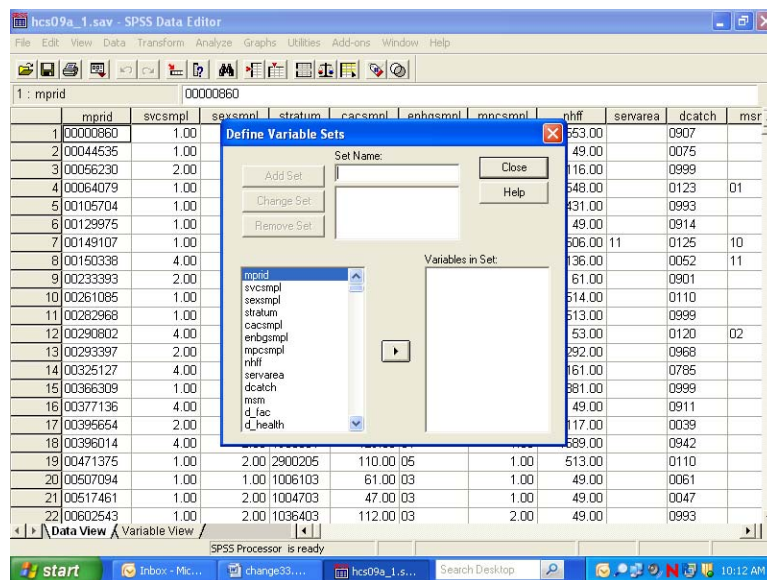


Open the new file according to the specifications at the beginning of this chapter.

The second way to limit the number of variables for analysis is to define a subset of *variables* that will appear in the dialog boxes for procedures. Using the **Utility** menu, define a subset of variables as in the following:

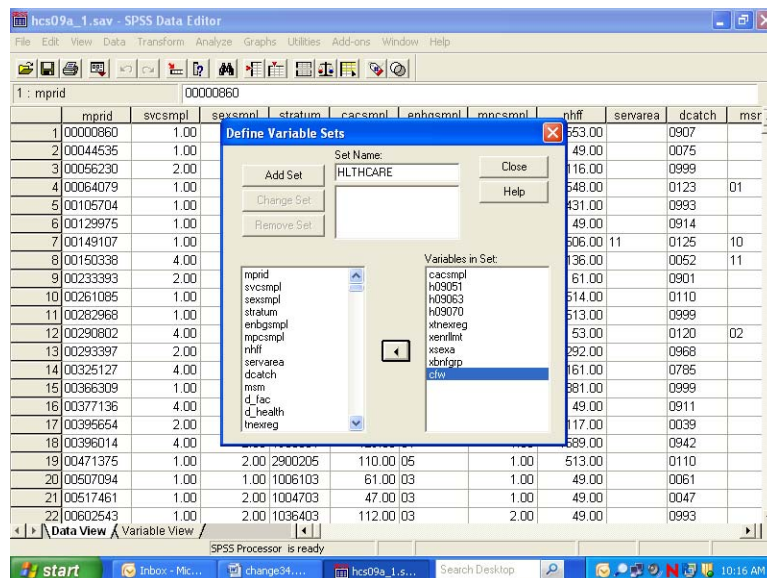


Select Define Sets.

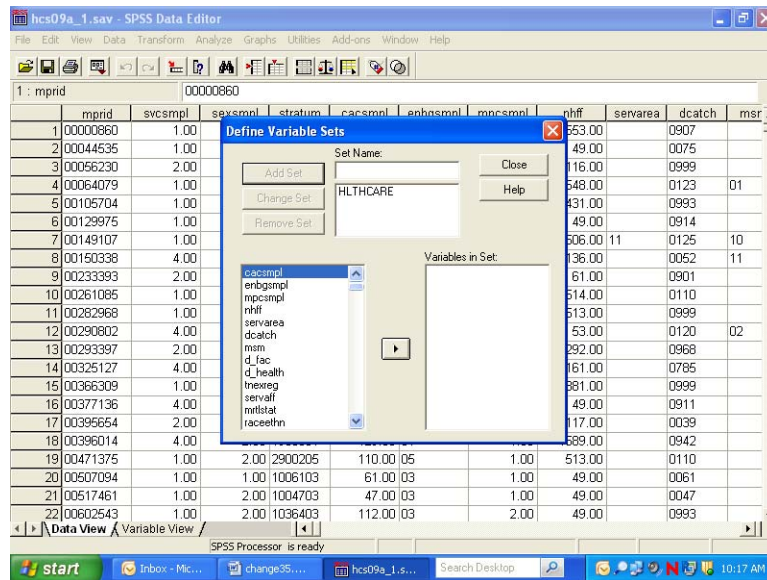


Insert a name for the subset of variables in the slot labeled **Set Name**. Move the variables you want to subset from the list on the left to the slot marked **Variables in Set**. By way of illustration, we will move the nine variables selected for the day's processing.

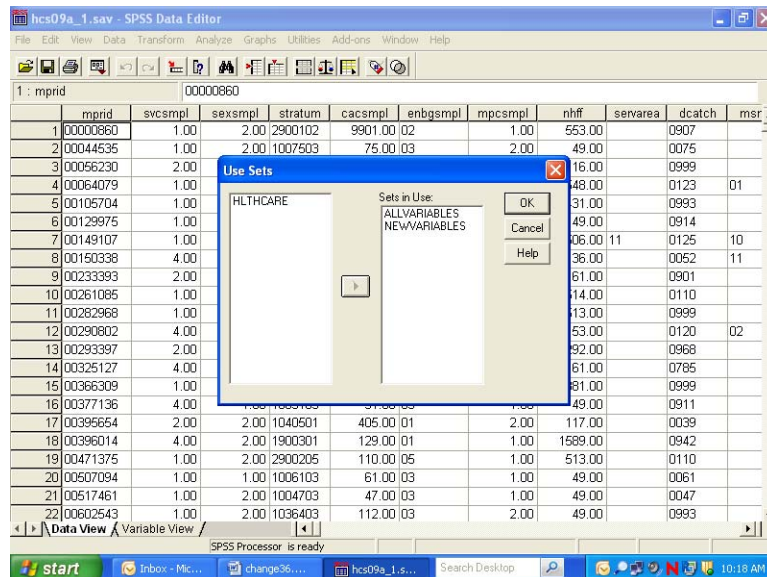
The screen should look like the following:



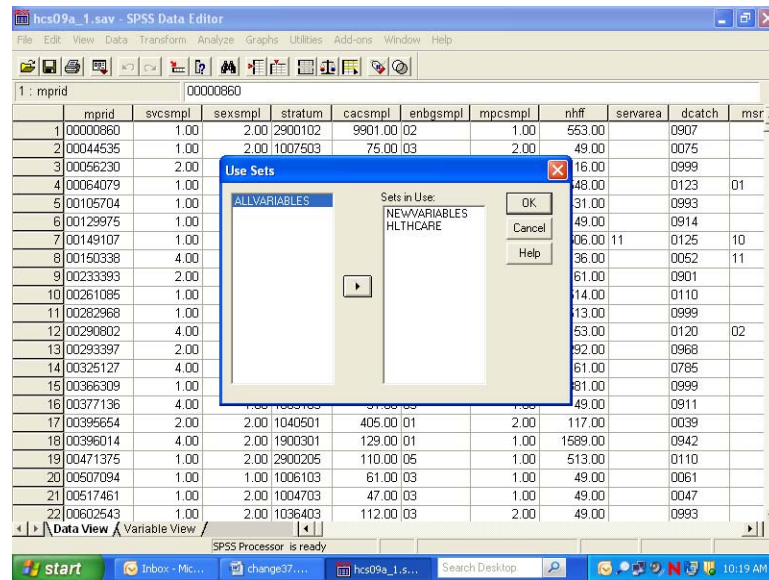
Click on **Add Set** to save the set specifications. The screen will change to the following:



The set is now available for use. To use the set, **Close** the dialog box, reopen the **Utilities** menu, choose **Use Sets...**, and receive this screen:



Move HLTHCARE from the left slot to the right slot, which is labeled **Sets in Use**. Transfer ALLVARIABLES from the right to the left slot. Leave NEWVARIABLES where it is. **OK** saves this change.



Until you change this specification, only nine original variables and any new variables will appear in the dialog boxes associated with procedures.

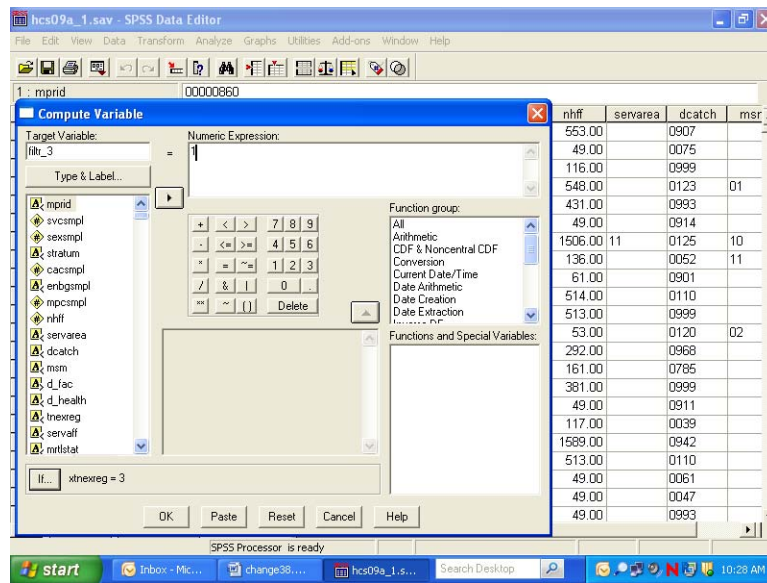
Limiting the Number of Observations

There are many ways to limit the number of observations available to statistical reporting procedures. The method illustrated here involves using **filter variables** with a menu-driven **Filter By** option. Using filters deactivates but does not delete cases from the file. A diagonal line appears next to the filtered cases in the **Data Window**.

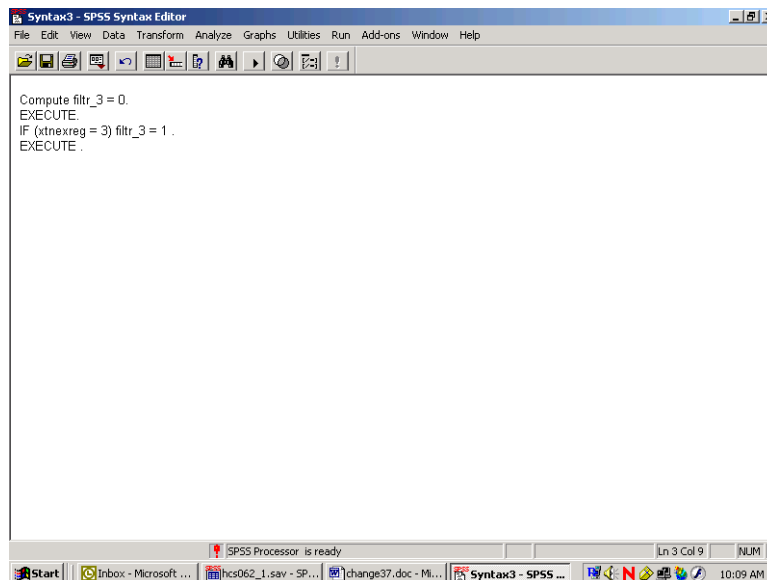
The first task is to **compute** a filter variable for all the cases in the file. A filter variable has two values: **0** and **1**. The **1** indicates that the case will be included for procedures. The **0** flags the case for removal.

For example, suppose you want to produce a table for people who live in the West, i.e., cases for which the variable **xtnexreg = 3**. You would build a filter variable named **filtr_3**, which has the value **1** associated with the cases in the West and **0** for all the other cases in the file. The logic is: if **xtnexreg = 3**, then **filtr_3 = 1**, else **filtr_3 = 0**.

The screen below shows the final step in computing the filter variable. The variable was first initialized to **0**. Then, the "If" condition was built for setting the filter variable to **1**. You are now working with a subset of variables, allowing the dialog boxes to be used more efficiently.

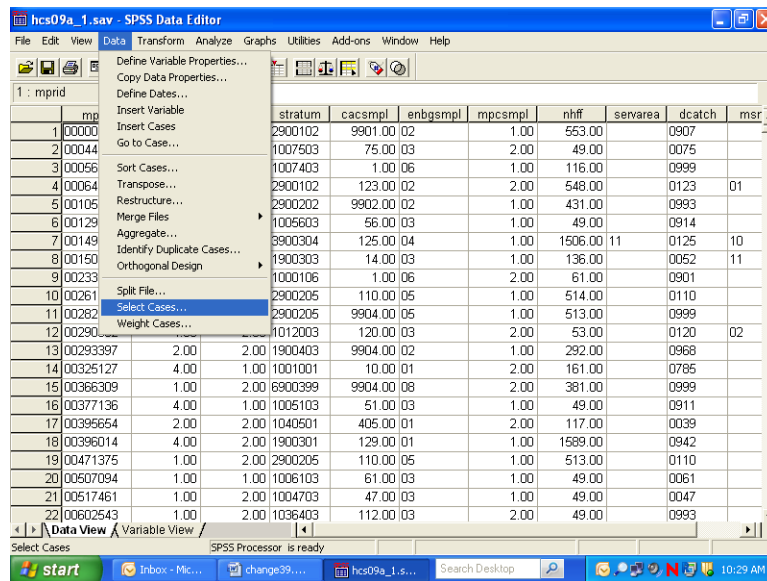


The screen that follows shows the syntax that was generated as you built the variable filtr_3.



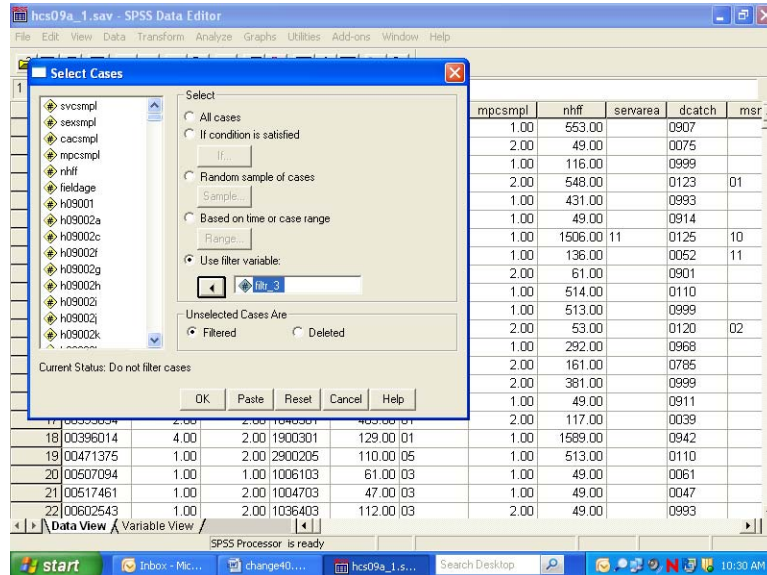
Once you build the filter variable, you can apply it for analyzing only those people from the West.

Using the **Data** menu, choose **Select Cases**.



In the dialog box, check **Use filter variable**. Move the variable **filtr_3** from the variable list on the left side of the dialog box into the slot provided, as indicated below. Check that the option **Filtered** is checked under **Unselected Cases Are**. This is the default option.

Click **OK** and exit the dialog box.



When you return to the **Data Window**, notice the slanting line next to some of the cases in the file. Those cases have been filtered out.

hcs09a_1.sav - SPSS Data Editor

File Edit View Data Transform Analyze Graphs Utilities Add-ons Window Help

1 : mprid

	mprid	svcsmpl	sexsmpl	stratum	cacsmpl	enbgsmpl	mpcsmpl	nhff	servarea	dcatch	msr
1	00000860	1.00	2.00	2900102	9901.00	02	1.00	553.00		0907	
2	00044535	1.00	2.00	1007503	75.00	03	2.00	49.00		0075	
3	00056230	2.00	2.00	1007403	1.00	06	1.00	116.00		0999	
4	00064079	1.00	2.00	2900102	123.00	02	2.00	548.00		0123	01
5	00105704	1.00	2.00	2900202	9902.00	02	1.00	431.00		0993	
6	00129975	1.00	2.00	1005603	56.00	03	1.00	49.00		0914	
7	00149107	1.00	1.00	3900304	125.00	04	1.00	1506.00	11	0125	10
8	00150338	4.00	1.00	1900303	14.00	03	1.00	136.00		0052	11
9	00233393	2.00	2.00	1000106	1.00	06	2.00	61.00		0901	
10	00261085	1.00	2.00	2900205	110.00	05	1.00	514.00		0110	
11	00282968	1.00	2.00	2900205	9904.00	05	1.00	513.00		0999	
12	00290802	4.00	2.00	1012003	120.00	03	2.00	53.00		0120	02
13	00293397	2.00	2.00	1900403	9904.00	02	1.00	292.00		0968	
14	00325127	4.00	1.00	1001001	10.00	01	2.00	161.00		0785	
15	00366309	1.00	2.00	6900399	9904.00	08	2.00	381.00		0999	
16	00377136	4.00	1.00	1005103	51.00	03	1.00	49.00		0911	
17	00395654	2.00	2.00	1040501	405.00	01	2.00	117.00		0039	
18	00396014	4.00	2.00	1900301	129.00	01	1.00	1589.00		0942	
19	00471375	1.00	2.00	2900205	110.00	05	1.00	513.00		0110	
20	00507094	1.00	1.00	1006103	61.00	03	1.00	49.00		0061	
21	00517461	1.00	2.00	1004703	47.00	03	1.00	49.00		0047	
22	00602543	1.00	2.00	1036403	112.00	03	2.00	49.00		0993	

SPSS Processor is ready

Filter On

You can now produce tables for the subset of cases.

When using filter variables, it is important to check the filter status and to adjust it to fit the present need. Filtered cases are not available for procedures. Moreover, a filter is in effect until it is turned off or until another filter is activated. Check the status line at the bottom of the **Data Editor** window to see if a filter is activated. In the example above, **Filter On** is indicated on the status line. To see *which* filter is active, you must re-enter the **Select Cases** dialog box. There you can deactivate the filter or activate a new one.

To deactivate a filter, choose **All cases** and **OK** as in the screen below.

hcs09a_1.sav - SPSS Data Editor

File Edit View Data Transform Analyze Graphs Utilities Add-ons Window Help

Select Cases

Select

☒ All cases

☐ If condition is satisfied

If: _____

☐ Random sample of cases

Sample: _____

☐ Based on time or case range

Range: _____

☐ Use filter variable

Filter: **filter_3**

Unselected Cases Are

☒ Filtered ☐ Deleted

Current Status: Filter cases by values of filter_3

OK Paste Reset Cancel Help

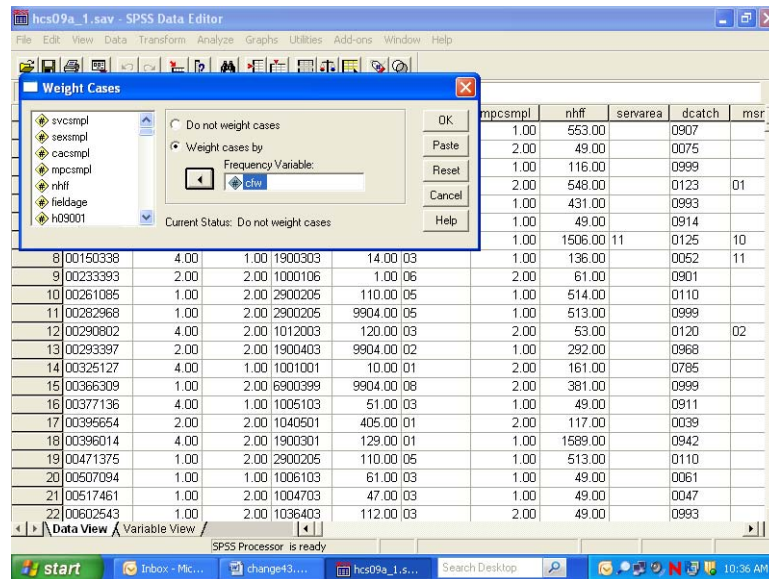
	mpcsmpl	nhff	servarea	dcatch	msr
1.00	553.00		0907		
2.00	49.00		0075		
1.00	116.00		0999		
2.00	548.00		0123	01	
1.00	431.00		0993		
1.00	49.00		0914		
1.00	1506.00	11	0125	10	
1.00	136.00		0052	11	
2.00	61.00		0901		
1.00	514.00		0110		
1.00	513.00		0999		
2.00	53.00		0120	02	
1.00	292.00		0968		
2.00	161.00		0785		
2.00	381.00		0999		
1.00	49.00		0911		
2.00	117.00		0039		
1.00	1589.00		0942		
1.00	513.00		0110		
1.00	49.00		0061		
1.00	49.00		0047		
2.00	49.00		0993		

SPSS Processor is ready

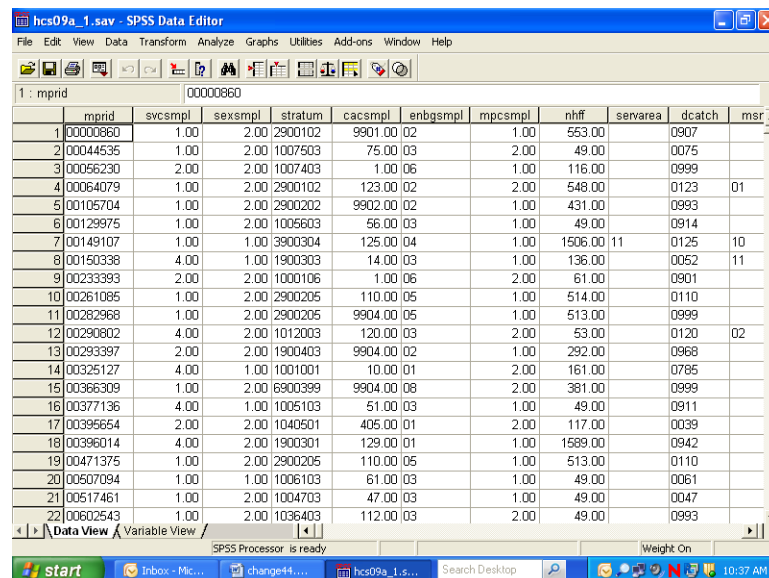
Filter On

Weighting Data

The data file includes a weighting variable, CFW, which should be applied to all procedures and runs. Again, using the **Data** menu, choose **Weight Cases**. In the dialog box, choose **Weight cases by**. Move the weight variable from the list on the left into the slot labeled **Frequency Variable** on the right as shown below:



Click on **OK** and exit the dialog box. The indication that the data is weighted appears on the status line near the bottom of the screen. As in the following screen, **Weight On** is specified there.



The status line indicates if the data is weighted. Which weight variable is in effect can only be checked by re-entering the **Weight Cases** dialog box. Weighting stays in effect until it is canceled or until another weight variable is activated.

BUILDING TABLES

Building tables starts with creating a new subset of variables that includes H09051, H09070, H09063, cacsmp1, xbnfgrp, xsexa, xtneqreg, xenrlmt, CFW, and filtr_3. The procedures **Means** and **Crosstabs** will probably meet most of your statistical reporting needs. SPSS also offers many options for editing the output tables themselves. Some of these options are explained here.

Calculating Means

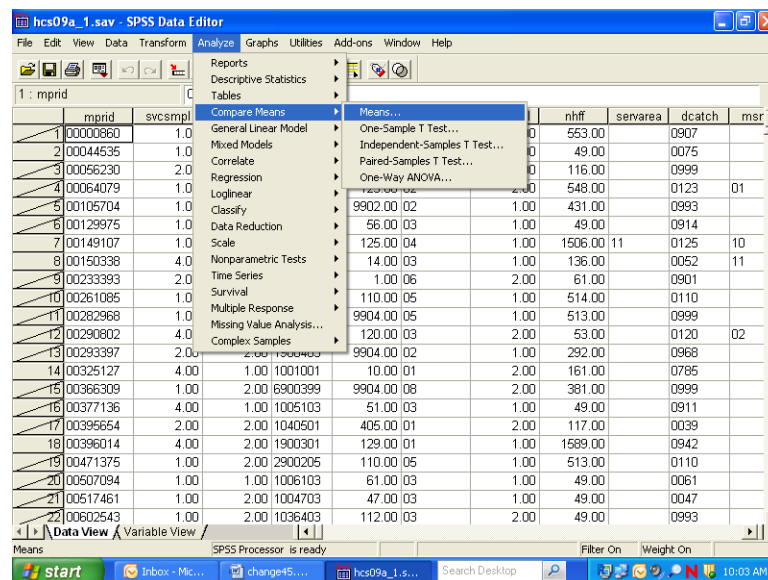
As an example, suppose you want to analyze the health care variables and you want to focus on the West (**xtneqreg = 3**). Suppose you are also interested in overall differences in the mean rating of health plans as it relates to the beneficiary's self-evaluation of his health for the West region. Within this grouping, you want to examine the effects of the beneficiary group, **xbnfgrp**, and sex, **xsexa**.

The health care variables are **H09070** – respondent's weight in pounds, and **H09063** – assessment of the state of health. The statistic you want to see is the mean of the health care variables for each group in our breakdown.

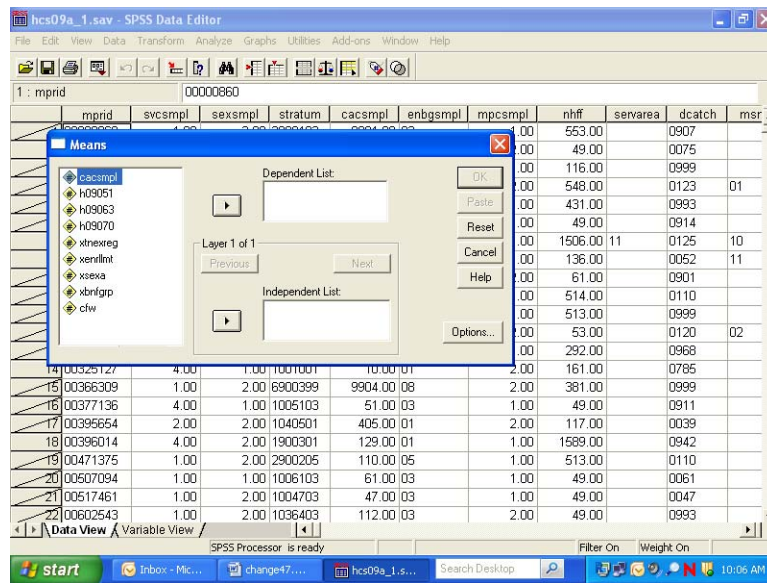
For this analysis, you can use the subset of variables defined above. The subset includes the weight variable, **CFW**, which you would activate for procedure runs. The subset also includes the new variable, **filtr_3**, which allows us to select only those cases in the West.

Open the **Data** menu in the **Data Window**. In the **Weight Cases** dialog box, activate the weight variable **CFW**. Reopen the Data menu and, in the **Select Cases** dialog box, activate the filter variable, **filtr_3**. On the status line, **Filter On** and **Weight On** should appear.

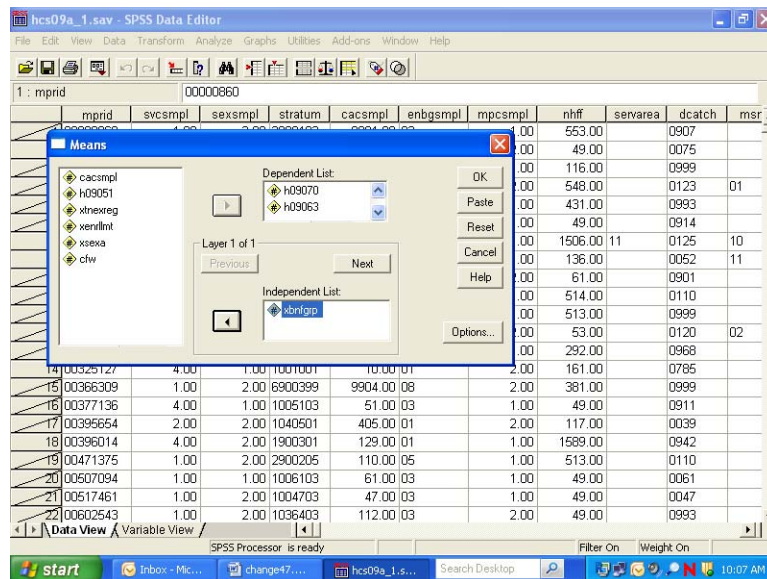
Open the **Analyze** menu in the **Data Window**. Choose **Compare Means** and **Means** from the options as illustrated below.



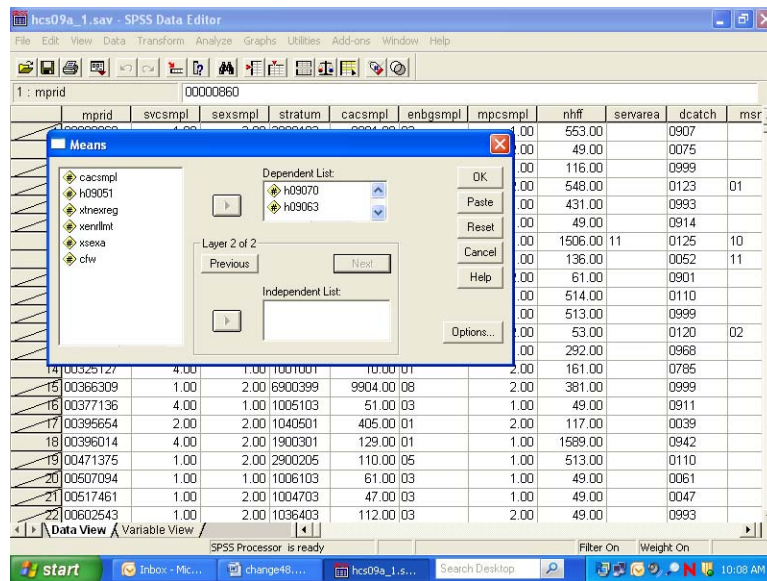
The dialog box for the Means procedure will open as in the following screen:



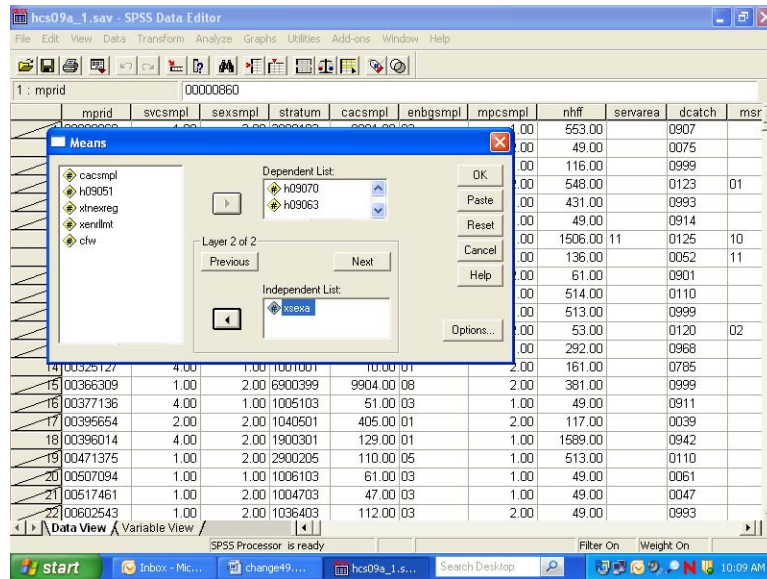
Move the variables **H09070** and **H09063**, from the variable list on the left to the box underneath **Dependent List**. These are the two analysis variables. Notice that **Layer 1 of 1** is specified in the middle of the dialog box. Move **XBNFGRP** from the variable list on the left into the box under **Independent List**. **XBNFGRP** is the first grouping variable. The screen should look like the following:



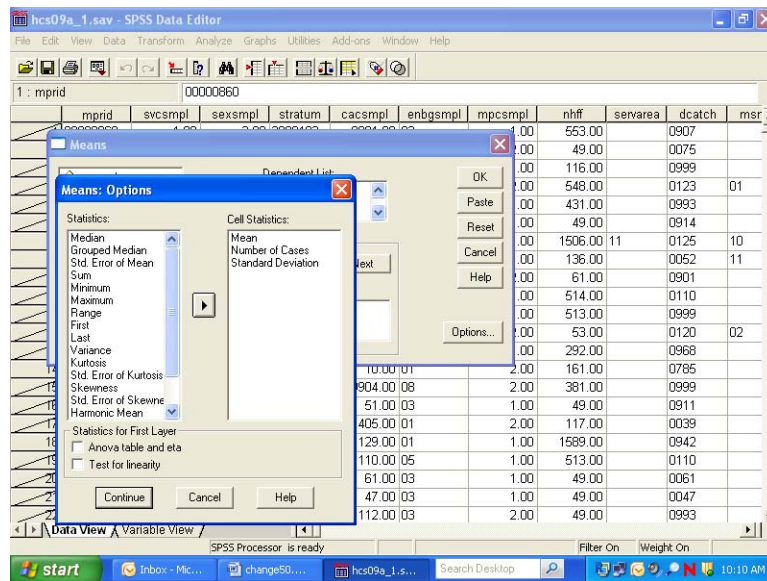
Click on **Next** in the center of the box to create a second layer. The following screen will open:



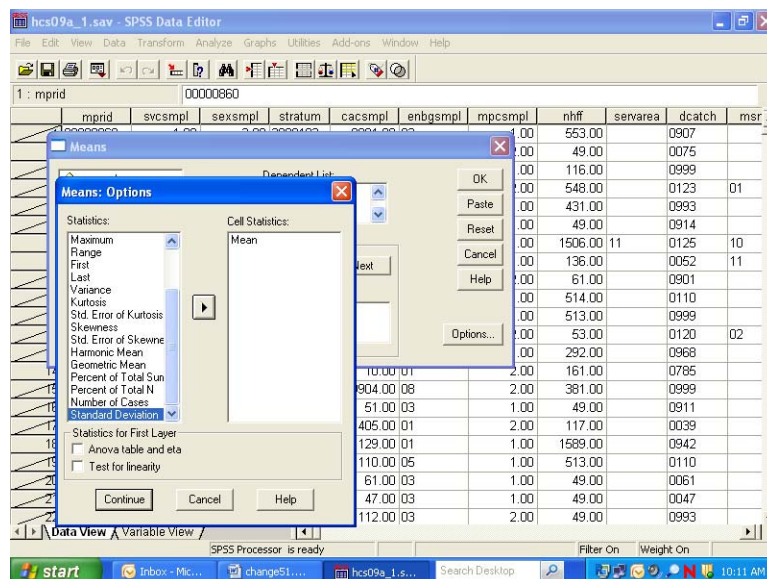
Notice that **Layer 2 of 2** is specified in the middle of the dialog box. Move **xsexsa** from the variable list on the left into the box under **Independent List**. **Xsexsa** is the second grouping variable. The screen should look like the following:



To set some options, click on **Options** and the following dialog box will open:

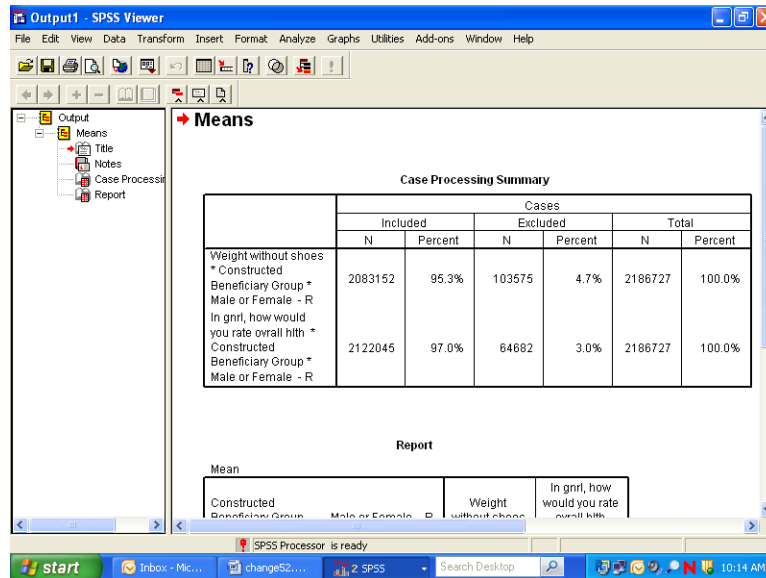


On the left of the box is a list of statistics, under **Statistics**. These are all the possible options for statistical output. In the box under **Cell Statistics** are the default output statistics for the analysis. In this case, **Mean** is the statistic of interest. Highlight **Number of Cases** and **Standard Deviation** and move them to the box at the left, removing them from the analysis, as follows:



Click on **Continue** and return to the previous screen. Click **OK**. The **Means** procedure will run. On the status line, **Running Means** will appear, and a counter for the number of cases processed will be activated.

When **Means** has finished processing, the **Output Navigator** window will open automatically. As the name suggests, the output window is not just for looking at output. A number of options are available for *navigating* through output, moving tables, and even editing the tables themselves.



The output is organized into two sections. On the left side is a navigating tool, which lists the components of the right side, the actual output. In the left pane, **Means** is indicated, and indented under it appear **Title**, **Notes**, **Case Processing Summary**, and **Report**. Clicking on **Means** highlights and selects all the elements. Lines appear around these elements in the right pane. The indenting indicates that the elements are hierarchically organized, with **Means** at the top. Clicking on any of the sub-elements selects just that element.

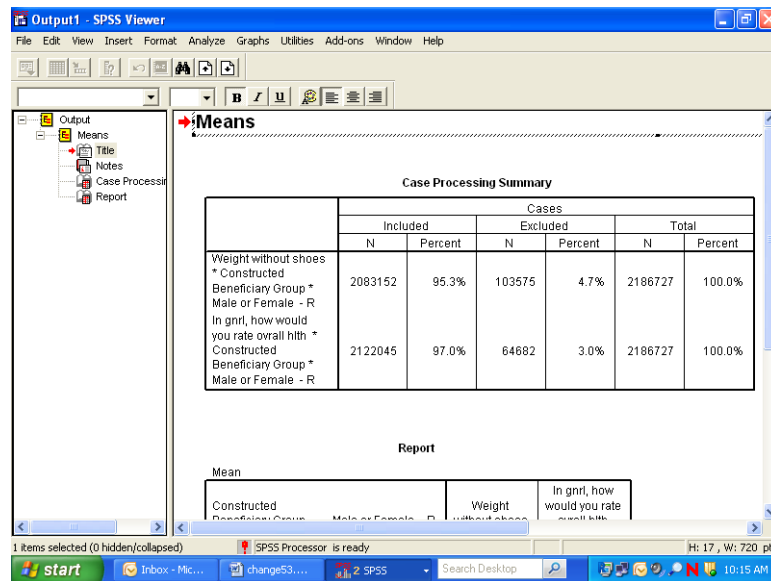
A closer look at the left pane reveals another feature. Hiding underneath the element icons are book icons. The books are either open or closed. If a book is closed, the element is *hidden*. Notice that the book under the **Notes** icon is closed. This is a default SPSS option. Double-clicking the icon will open the book, and the Notes will appear in the output. Double-clicking an **open** book will close it, and the physical element will *disappear* from the output. Closing a book and hiding the element does *not delete* the element.

It is possible to select elements in the right pane of the output. Simply click anywhere inside of the actual output element, and that element will be selected.

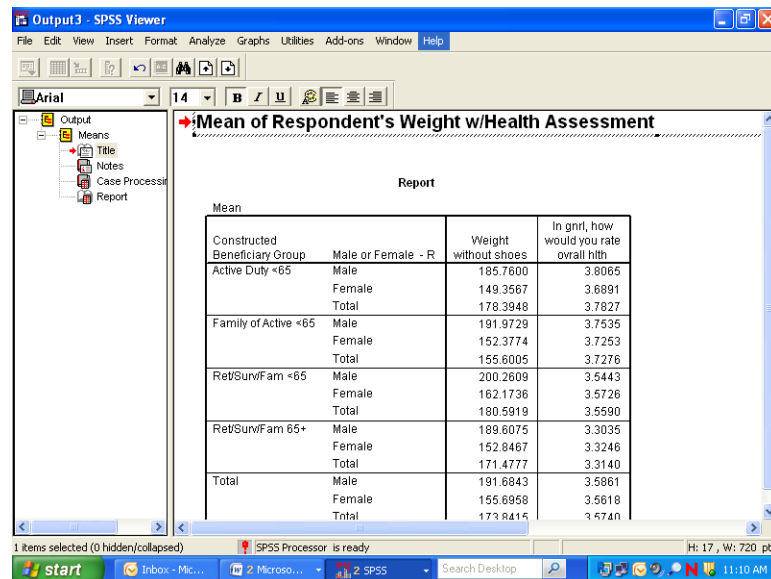
The output may contain many different procedures. The procedure name will be at the top of the list for each section in the left pane. The procedure name does not actually parallel physical output but indicates the category of the output elements.

As you click on each element in the left pane, you will notice that the screen jumps to the actual output of the element, in the right pane. When you click on the procedure name, you jump to the beginning of the next procedure output. This is a quick way to scroll through your output. It also lets you delete, move, and edit selected elements.

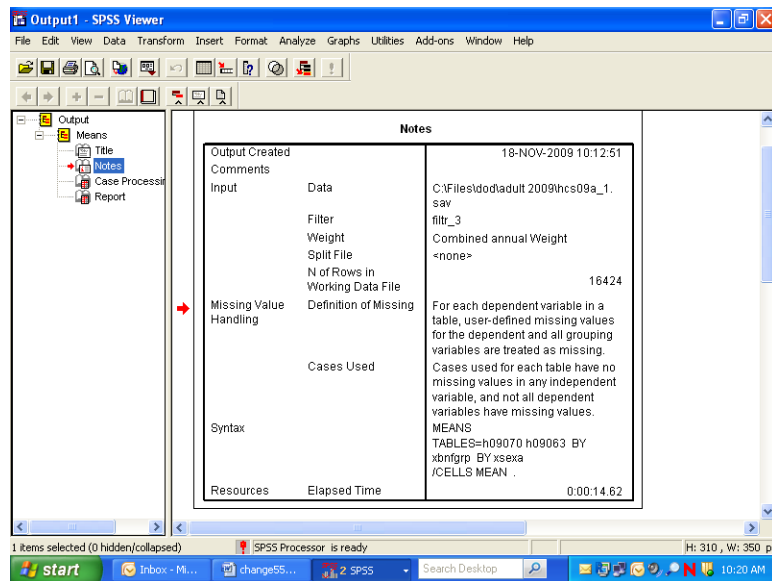
To **Edit** the **Title** element, **Means**, to create a more appropriate title, select the table title by clicking once on the **Title** icon in the left pane. A box now surrounds the title in the right pane. Double-click anywhere within this box, and a box appears around **Means**, as shown in the following screen.



You have entered the **edit** mode for this element, and the cursor appears inside the box. You can delete the word **Means** and write a title that relates to the information in the table. A possible title appears in the next screen. To exit edit mode, click anywhere outside the box. The change you made will be saved.



If you navigate to the next element, **Notes**, you see a closed book. Double-click this item, and the notes will appear as follows:

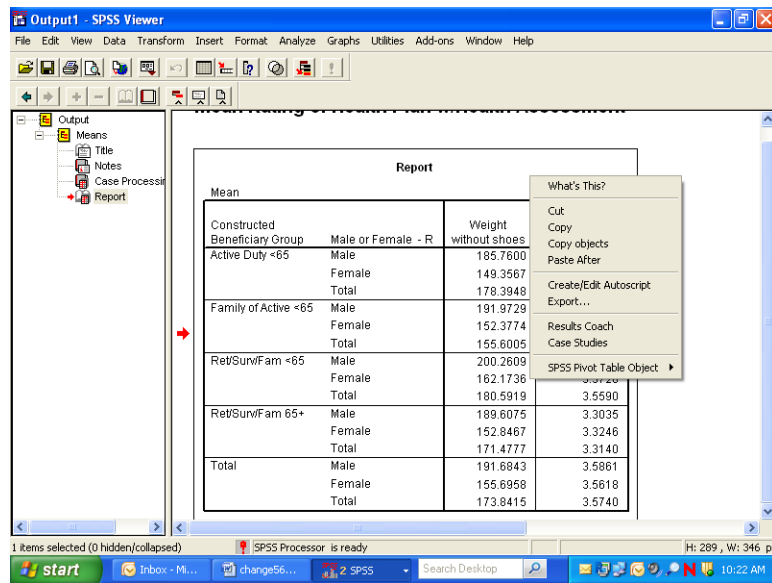


Decide if you want this information to appear in your report. If not, simply double-click the **Notes** icon, and the notes will again become hidden.

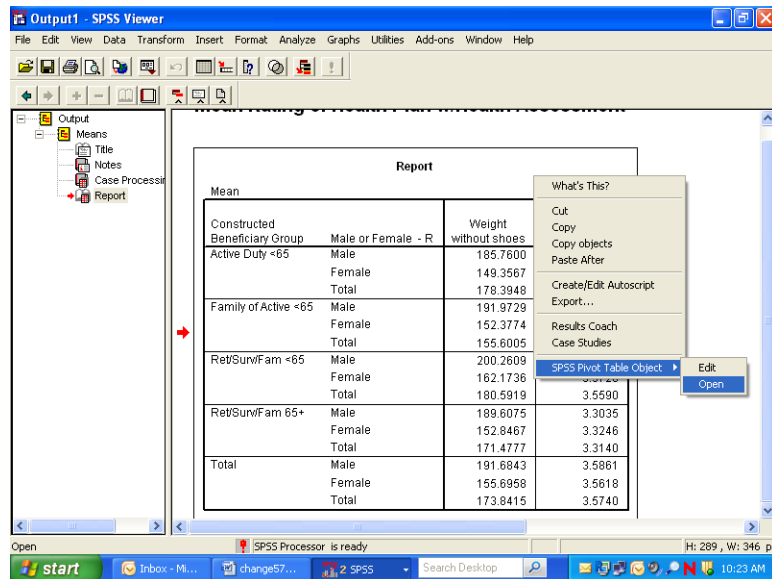
Navigate to **Case Processing Summary**. The table gives useful information about the number of cases included in and the number of cases excluded from a given procedure. This information is important for the researcher but probably not necessary for the report, so you would double click this item to hide it.

Navigate to **Report** to see the actual table output from the procedure **Means**. You can view this table by scrolling through the output. If the table is large, however, scrolling in the output window can be problematic. A better way to review the table is to open it as a **Pivot Table Object** in a special editor.

Select the table by clicking the **Report** icon or by clicking inside the table itself. A box will appear around the table. Insert the mouse pointer inside the table and right-click, opening the following dialog box:



Select **SPSS Pivot Table Object** and **Open** as pictured below:



The table will appear in a new screen superimposed on the output. Maximize this screen as shown below.

SPSS Pivot Table - table1

File Edit View Insert Pivot Format Help

Report

Statistics Mean

Constructed Beneficiary Group	Male or Female - R	Weight without shoes	In gnr1, how would you rate overall hith
Active Duty <65	Male	185.7600	3.8065
	Female	149.3567	3.6891
	Total	178.3948	3.7827
Family of Active <65	Male	191.9729	3.7535
	Female	152.3774	3.7253
	Total	155.6005	3.7276
Ret/SurvFam <65	Male	200.2609	3.5443
	Female	162.1736	3.5726
	Total	180.5919	3.5590
Ret/SurvFam 65+	Male	189.6075	3.3035
	Female	152.8467	3.3246
	Total	171.4777	3.3140
Total	Male	191.6843	3.5861
	Female	155.6958	3.5618
	Total	173.8415	3.5740

start | Inbox - Mic... | change58... | 3 SPSS | Search Desktop | 10:35 AM

In this special editor, there are many options for formatting the table.

Suppose you want to change the table format from vertical to horizontal. Open the **Pivot** menu in the tool bar and choose **Transpose Rows and Columns** as shown below:

SPSS Pivot Table - table1

File Edit View Insert Pivot Format Help

Bookmarks

Statistics Mean

Transpose Rows and Columns

Move Layers to Rows

Move Layers to Columns

Reset Pivots to Defaults

Pivoting Trays

Go to Layer...

Constructed Beneficiary Group	Male or Female - R	Weight without shoes	In gnr1, how would you rate overall hith
Active Duty <65	Male	185.7600	3.8065
	Female	149.3567	3.6891
	Total	178.3948	3.7827
Family of Active <65	Male	191.9729	3.7535
	Female	152.3774	3.7253
	Total	155.6005	3.7276
Ret/SurvFam <65	Male	200.2609	3.5443
	Female	162.1736	3.5726
	Total	180.5919	3.5590
Ret/SurvFam 65+	Male	189.6075	3.3035
	Female	152.8467	3.3246
	Total	171.4777	3.3140
Total	Male	191.6843	3.5861
	Female	155.6958	3.5618
	Total	173.8415	3.5740

start | Inbox - Mic... | change59... | 3 SPSS | Search Desktop | 10:36 AM

The rows and columns will be reversed as shown in the following screen. Though the table appears too wide in the viewer, it will fit the page when printed. You can do all the table editing in the left section of the table, and the changes will spread through the entire table.

SPSS Pivot Table - table1

File Edit View Insert Pivot Format Help

Report

Statistics	Constructed Beneficiary Group									
	Active Duty <65			Family of Active <65			Ret/SurvFam <65			R
	Male or Female - R			Male or Female - R			Male or Female - R			
	Male	Female	Total	Male	Female	Total	Male	Female	Total	
Weight without shoes	185.7600	149.3567	178.3948	191.9729	152.3774	155.6005	200.2609	162.1736	180.5919	189
In gnr1, how would you rate overall hlth	3.8065	3.6891	3.7827	3.7535	3.7253	3.7276	3.5443	3.5726	3.5590	3

start | Inbox - Mic... | change60... | 3 SPSS | Search Desktop | 10:38 AM

You would then notice that certain labels are redundant. The labels, **Constructed Beneficiary Group** and **Male or Female - R** are the **Variable Labels** for the variables. The information in these labels is echoed in the **Value Labels**, which are also reproduced in the table. You would delete the Variable Labels as follows.

Click inside the section of the table where the label, **Constructed Beneficiary Group**, appears. Right-click to open a dialog box, choosing **Hide Dimension Label**, as illustrated below.

SPSS Pivot Table - table1

File Edit View Insert Pivot Format Help

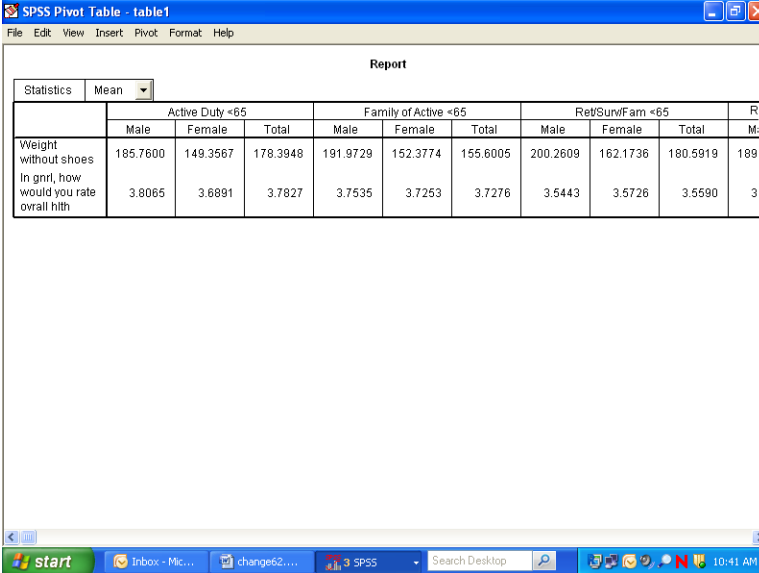
Report

Statistics	Constructed Beneficiary Group									
	Active Duty <65			Family of Active <65			Ret/SurvFam <65			R
	Male or Female - R			Male or Female - R			Male or Female - R			
	Male	Female	Total	Male	Female	Total	Male	Female	Total	
Weight without shoes	185.7600	149.3567	178.3948	191.9729	152.3774	155.6005	200.2609	162.1736	180.5919	189
In gnr1, how would you rate overall hlth	3.8065	3.6891	3.7827	3.7535	3.7253	3.7276	3.5443	3.5726	3.5590	3

What's This?
Cut
Copy
Paste
Clear
del
Hide Dimension Label
Table Properties...
Cell Properties...
TableLooks...
Insert Footnote
Delete Footnotes
Hide Footnotes
Create Graph
Pivoting Trays
Toolbar
Results Coach
Case Studies

start | Inbox - Mic... | change61... | 3 SPSS | Search Desktop | 10:39 AM

Click inside the table section labeled **Male or Female - R** and repeat the above procedure. An improved table is shown in the following screen.



SPSS Pivot Table - table1

File Edit View Insert Pivot Format Help

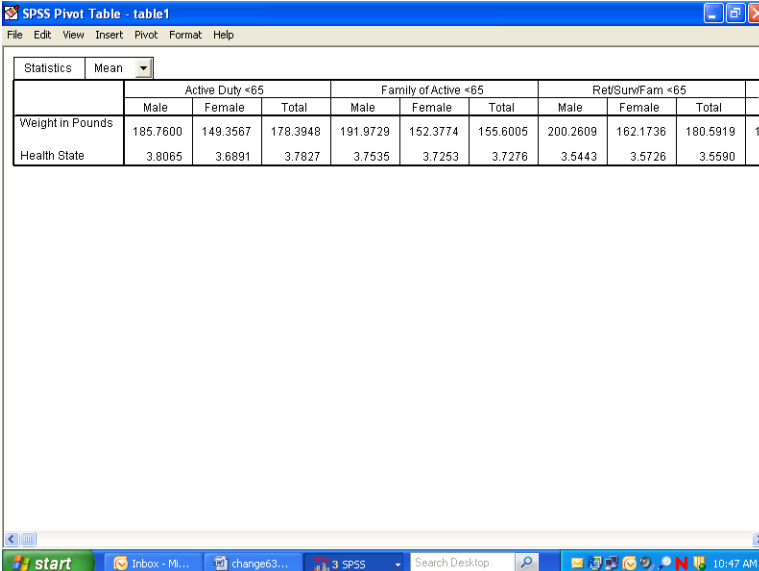
Report

Statistics	Active Duty <65			Family of Active <65			Ret/SurvFam <65			R
	Male	Female	Total	Male	Female	Total	Male	Female	Total	
Weight without shoes	185.7600	149.3567	178.3948	191.9729	152.3774	155.6005	200.2609	162.1736	180.5919	189
In gnr, how would you rate overall hlth	3.8065	3.6891	3.7827	3.7535	3.7253	3.7276	3.5443	3.5726	3.5590	3

The mean values reported are formatted to allow space for the labels of the satisfaction variables. The spaces between the values are not pleasing to the eye. You can shorten these labels and add the lost information in another place, according to the following procedures:

Double-click on the label for health state. Delete the text, entering only the words, **Health State**. Do the same for the health care label, entering only the words, **Weight in Pounds**.

Double-click on the word, **Report**, in the center at the top of the table, right-click, and choose **Delete** from the dialog box.

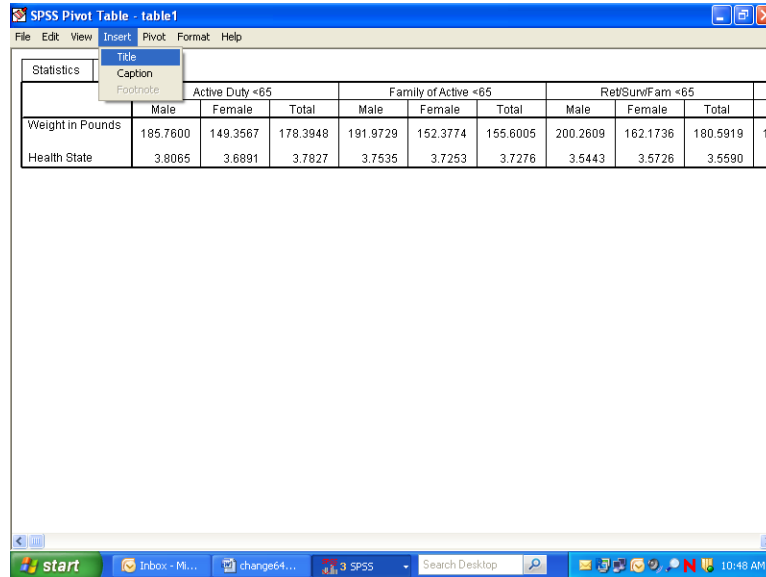


SPSS Pivot Table - table1

File Edit View Insert Pivot Format Help

Statistics	Active Duty <65			Family of Active <65			Ret/SurvFam <65			R
	Male	Female	Total	Male	Female	Total	Male	Female	Total	
Weight in Pounds	185.7600	149.3567	178.3948	191.9729	152.3774	155.6005	200.2609	162.1736	180.5919	1
Health State	3.8065	3.6891	3.7827	3.7535	3.7253	3.7276	3.5443	3.5726	3.5590	

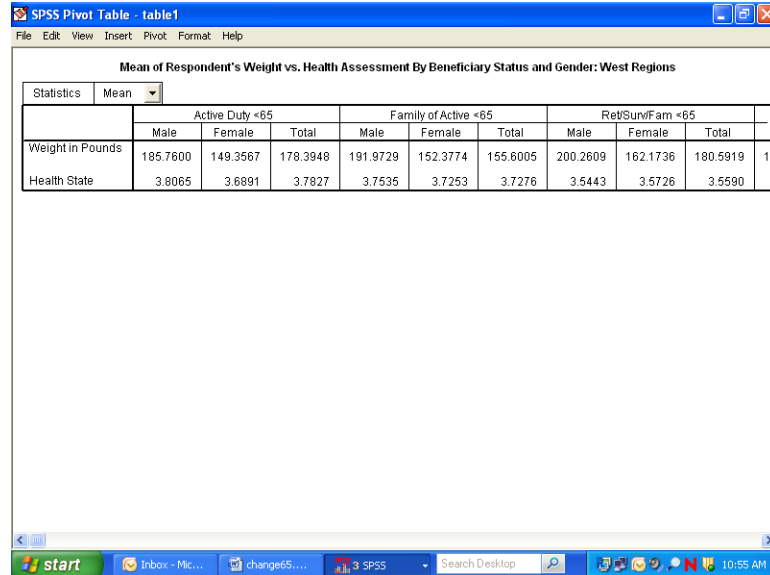
The resulting table is much more readable. You can then add the deleted information to clarify the table output. Open the **Insert** menu and choose **Title** as in the following:



The screenshot shows the SPSS Pivot Table window titled "table1". The "Insert" menu is open, and the "Title" option is selected. The pivot table displays data for "Weight in Pounds" and "Health State" across three categories: "Active Duty <65", "Family of Active <65", and "Ret/SurvFam <65". Each category is further broken down by "Male", "Female", and "Total".

	Active Duty <65			Family of Active <65			Ret/SurvFam <65			
	Male	Female	Total	Male	Female	Total	Male	Female	Total	
Weight in Pounds	185.7600	149.3567	178.3948	191.9729	152.3774	155.6005	200.2609	162.1736	180.5919	1
Health State	3.8065	3.6891	3.7827	3.7535	3.7253	3.7276	3.5443	3.5726	3.5590	

Type in a new title for the table. The final result appears below.



The screenshot shows the same SPSS Pivot Table window, but now with a title "Mean of Respondent's Weight vs. Health Assessment By Beneficiary Status and Gender: West Regions" added to the table. The "Statistics" menu is open, and the "Mean" option is selected.

Mean of Respondent's Weight vs. Health Assessment By Beneficiary Status and Gender: West Regions										
	Active Duty <65			Family of Active <65			Ret/SurvFam <65			
	Male	Female	Total	Male	Female	Total	Male	Female	Total	
Weight in Pounds	185.7600	149.3567	178.3948	191.9729	152.3774	155.6005	200.2609	162.1736	180.5919	1
Health State	3.8065	3.6891	3.7827	3.7535	3.7253	3.7276	3.5443	3.5726	3.5590	

After all the editing changes have been made, exit the Pivot Table editor and return to the output navigator. Click on the File menu and choose Print Preview. Zoom in on the page and review the appearance of the report. The page will appear as the page below.

Means.spo - SPSS Viewer (all visible output)

Print... Next Page Prev Page Two Page Zoom In Zoom Out Page Setup Close

Mean of Respondent's Weight w/Health Assessment

Mean of Respondent's Weight vs. Health Assessment By Beneficiary Status and Gender: West Regions

Mean

	Active Duty <65			Family of Active <65		
	Male	Female	Total	Male	Female	Total
Weight in Pounds	185.7600	149.3567	178.3948	191.9729	152.3774	155.8005
Health State	3.8065	3.6891	3.7827	3.7535	3.7253	3.7276

Mean of Respondent's Weight vs. Health Assessment By Beneficiary Status and Gender: West Regions

Mean

	Ret/Surv/Fam <65		
	Male	Female	Total
Weight in Pounds	200.2609	162.1736	180.5919
Health State	3.5443	3.5726	3.5590

Mean of Respondent's Weight vs. Health Assessment By Beneficiary Status and Gender: West Regions

Mean

Page 1 SPSS Processor is ready

start Inbox - Mic... 2 Microso... 2 SPSS Search Desktop 11:11 AM

Calculating Percents

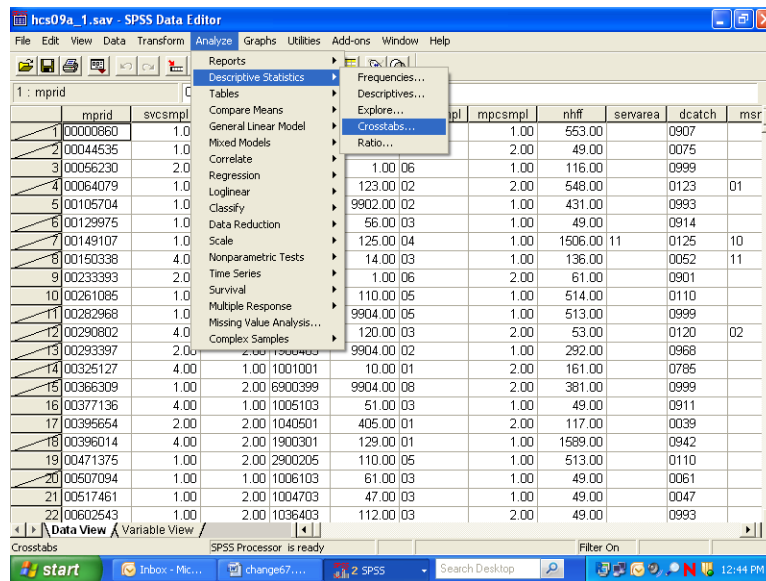
The **Crosstabs** procedure offers many options for analyzing data. The distribution of cases resulting from “crossing” one variable with another is often of interest. The number of cases, row percentages, column percentages, total percentages, and residuals are easily reproduced by **Crosstabs**. A full array of statistics is also available.

The examples given here involve examining relationships between variables, with a view toward the number of cases and the percent of cases in cells produced by “crossing” the variables.

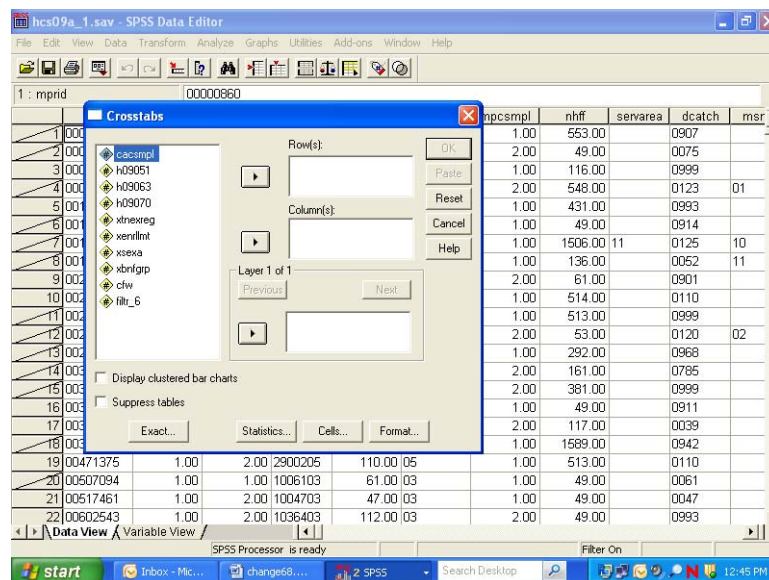
For example, suppose you want to see the percentage of people in the South catchment areas who answered “yes” or “no” to the question, “Did you ever smoke at least 100 cigarettes in your life?” The variables in this analysis are **cacsmp1** – the catchment area, and **H09051** – the questionnaire variable. The cases for the analysis are from the South only.

The first task is to build a new filter variable, assigning **1** to the variable when **XTNEXREG = 2**. You would call the variable **filtr_6** and build it the same way you built the filter, **filtr_3**. Cases from the South are selected when you activate the filter, and the other cases are filtered out. Check the status line for **Filter On**.

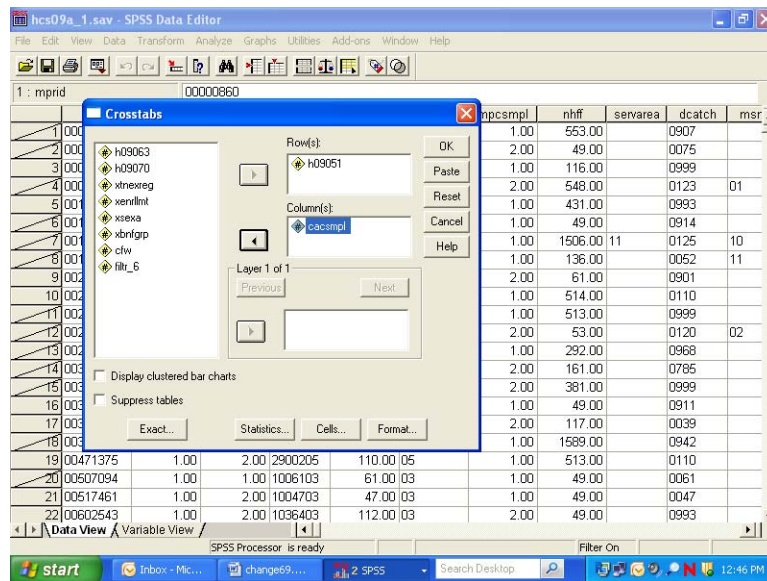
Next, open the **Analyze** menu in the **Data Window**, choosing **Descriptive Statistics** and **Crosstabs**, as shown below.



The **Crosstabs** dialog box will open as follows:

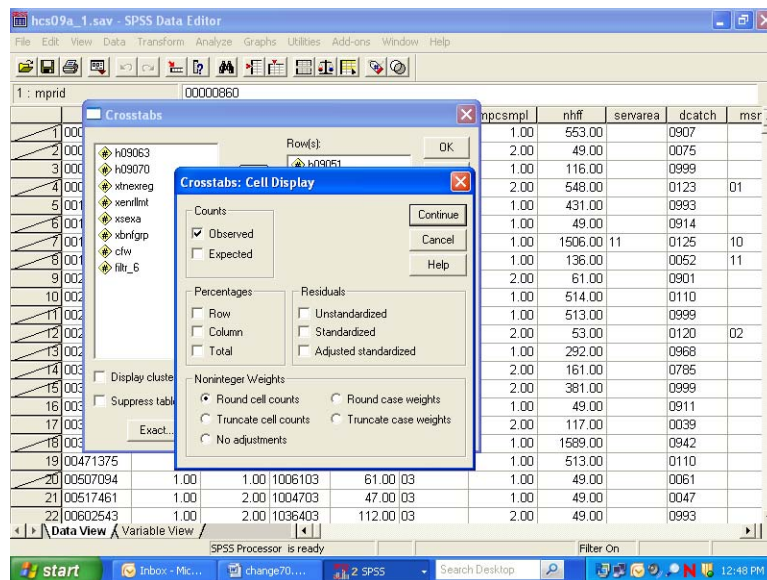


Move **H09051** from the variable list on the left into the box marked **Row(s)**, and move the variable **cacsmp1** into the box marked **Column(s)**. The screen will resemble the following:



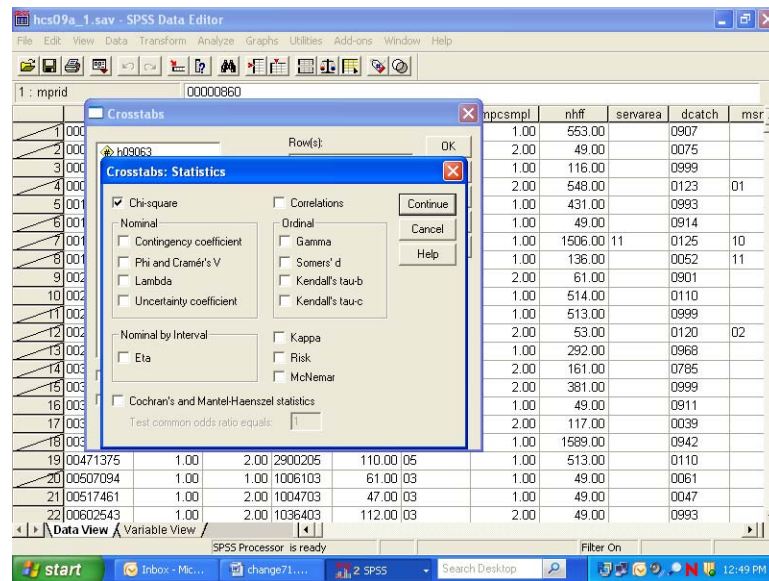
For this analysis, there are no **Layer** variables, so you can proceed to format the table cells.

Click on **Cells...** and open the following dialog box.



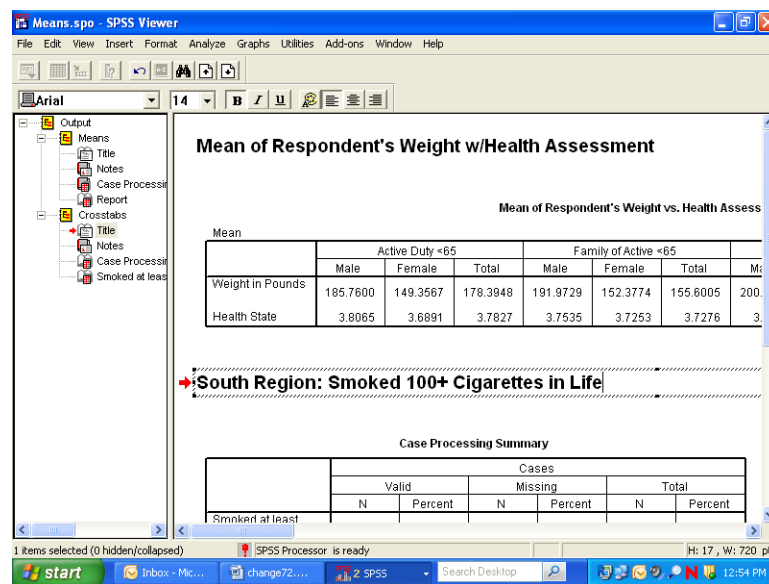
Under **Counts**, **Observed** is checked. This refers to the cell count, a statistic you want to see, so you would leave it checked. Under **Percentages**, check **Column** because you are interested in the percentage of people in each catchment area. Click **Continue** and return to the original screen.

Suppose you also want to see the chi-square statistic. Click on **Statistics**, and the following screen will open:



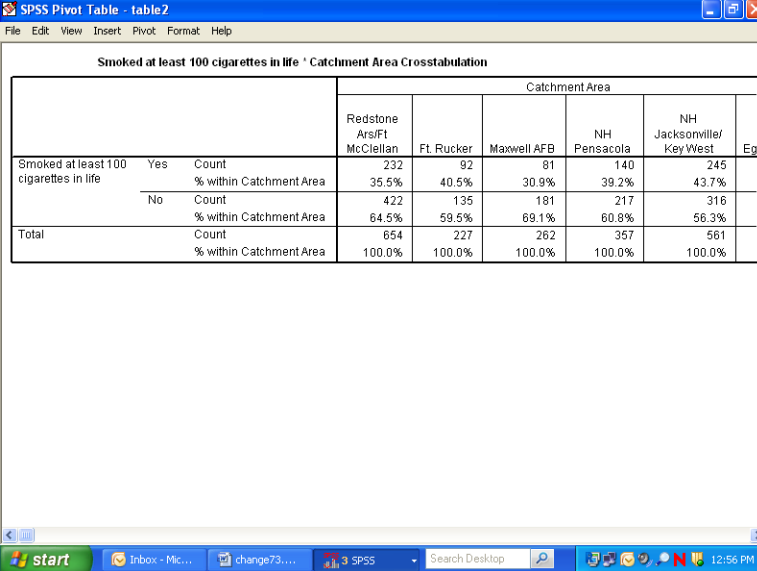
If you wanted to calculate Chi-square, you would check **Chi-square** as in the screen above, click **Continue** to return to the first screen, and click **OK** to run the procedure. **Running Crosstabs** will appear on the status line, together with the case counter. For this crosstabulations we will not reflect the Chi-square statistics.

When the run is completed, the output window will open, and you can proceed to reformat the table. For a given work session, SPSS appends new output to previous output—in our case, the **Means** procedure. As shown in the next screen, a second section now appears in the left pane, headed by the word **Crosstabs**. Navigate to the **Title** section and double-click inside the title box to change the text in the box to fit the table, as in the example below.



As you did for the **Means** procedure, you would again evaluate the **Notes** and examine the **Case Processing Summary**. Hide the **Notes** and the **Case Processing Summary** as you did before.

Navigate to the procedure icon. Follow the procedure for opening an **SPSS Pivot Table Object**, open the table in the special editor and maximize the screen as in the following:



The screenshot shows the SPSS Pivot Table - table2 window. The title bar reads "SPSS Pivot Table - table2". The menu bar includes File, Edit, View, Insert, Pivot, Format, and Help. The main area displays a crosstabulation titled "Smoked at least 100 cigarettes in life * Catchment Area Crosstabulation". The table has columns for Catchment Area (Redstone Ars/Ft McClellan, Ft. Rucker, Maxwell AFB, NH Pensacola, NH Jacksonville/KeyWest, Eg) and rows for Smoked at least 100 cigarettes in life (Yes, No, Total). The rows are further divided into Count and % within Catchment Area.

			Catchment Area					
			Redstone Ars/Ft McClellan	Ft. Rucker	Maxwell AFB	NH Pensacola	NH Jacksonville/ KeyWest	Eg
Smoked at least 100 cigarettes in life	Yes	Count	232	92	81	140	245	
		% within Catchment Area	35.5%	40.5%	30.9%	39.2%	43.7%	
	No	Count	422	135	181	217	316	
		% within Catchment Area	64.5%	59.5%	69.1%	60.8%	56.3%	
Total		Count	654	227	262	357	561	
		% within Catchment Area	100.0%	100.0%	100.0%	100.0%	100.0%	

The information you requested is in the table, but the table is hard to read. The first possibility is to realign the percent statistic, bringing it into the row dimension. To do this, open the **Pivot** menu and choose **Pivoting Trays**, as in the following screen:

SPSS Pivot Table - table2

File Edit View Insert Pivot Format Help

Bookmarks

Transpose Rows and Columns
Move Layers to Rows
Move Layers to Columns
Reset Pivots to Defaults
Pivoting Trays
Go to Layer...

Catchment Area Crosstabulation

		Catchment Area					
		Redstone Ars/Ft McClellan	Ft. Rucker	Maxwell AFB	NH Pensacola	NH Jacksonville/ Key West	Eg
Smoked at least 100 cigarettes in life		232	92	81	140	245	
	% within Catchment Area	35.5%	40.5%	30.9%	39.2%	43.7%	
	No	422	135	181	217	316	
	% within Catchment Area	64.5%	59.5%	69.1%	60.8%	56.3%	
Total		654	227	262	357	561	
		% within Catchment Area	100.0%	100.0%	100.0%	100.0%	

start | Inbox - Mic... | change74... | 3 SPSS | Search Desktop | 12:57 PM

The pivoting tool will appear:

SPSS Pivot Table - table2

File Edit View Insert Pivot Format Help

Smoked at least 100 cigarettes in life * Catchment Area Crosstabulation

			Catchment Area						
			Redstone Ars/Ft McClellan	Ft. Rucker	Maxwell AFB	NH Pensacola	NH Jacksonville/ Key West		Ep
Smoked at least 100 cigarettes in life	Yes	Count	232	92	81	140	245		
		% within Catchment Area	35.5%	40.5%	30.9%	39.2%	43.7%		
	No	Count	422	135	181	217	316		
		% within Catchment Area	64.5%	59.5%	69.1%	60.8%	56.3%		
Total	Count		654	227	262	357	561		
	% within Catchment Area		100.0%	100.0%	100.0%	100.0%	100.0%		

start

Inbox - Mic...

change75...

3 SPSS

Search Desktop

12:59 PM

This tool reflects the table structure: rows, columns, and layers. The icons in the margins of the pivoting trays represent the table elements: the variables and the cell statistics. Place the mouse pointer on each icon and notice the element name appear. In this example, on the ROW axis, you would find the variable, **H09051** – smoked at least 100 cigarets in life, and **Statistics** – the percent of people in each catchment area. On the column axis is the variable, **cacsmpl** – the catchment area.

Place the mouse pointer on the **Statistics** icon. Click and drag the icon from the ROW to the COLUMN dimension. The table immediately reformats as in the following screen:

SPSS Pivot Table - table2

File Edit View Insert Pivot Format Help

Smoked at least 100 cigarettes in life * Catchment Area Crosstabulation

		Catchment Area					
		Redstone Ars/Ft McClellan		Ft. Rucker		Maxwell AF	
		Count	% within Catchment Area	Count	% within Catchment Area	Count	% within C
Smoked at least 100 cigarettes in life	Yes	232	35.5%	92	40.5%	81	
	No	422	64.5%	135	59.5%	181	
Total		654	100.0%	227	100.0%	262	

Pivoting Trays2

Layers
Columns
Rows
Row

start | Inbox - Mc... | change76... | 3 SPSS | Search Desktop | 1:00 PM

Close the pivoting tool and scroll from side to side in the table. Again, the table appears too wide, but the report will print properly. Notice that the table is much more readable.

The label at the top of the table is the **Variable Label** for **cacsmp1**. Select it by double-clicking and edit it for clarity (see the screen below).

The table is now formatted to accommodate the long percent label, creating a lot of wasted space. Double-click this element, delete the text, and replace it with the word, "Percent". The empty space disappears and the table appears as follows:

SPSS Pivot Table - table2

File Edit View Insert Pivot Format Help

Smoked at least 100 cigarettes in life * Catchment Area Crosstabulation

		South Region: Catchment Areas					
		Redstone Ars/Ft McClellan		Ft. Rucker		Maxwell AFB	
		Count	Percent	Count	Percent	Count	Percent
Yes		232	35.5%	92	40.5%	81	30.9%
No		422	64.5%	135	59.5%	181	69.1%
Total		654	100.0%	227	100.0%	262	100.0%

start | Info... | 3 M... | 3 S... | C:\F... | Search Desktop | 1:08 PM

Next, notice that the label for **H09051** is awkward. Select and clear it.

Last, edit the text in the table label so that it better expresses the content of the table. The finished table appears as follows:

SPSS Pivot Table - table2

File Edit View Insert Pivot Format Help

Smoked At Least 100 Cigarettes in Life: By Catchment Areas

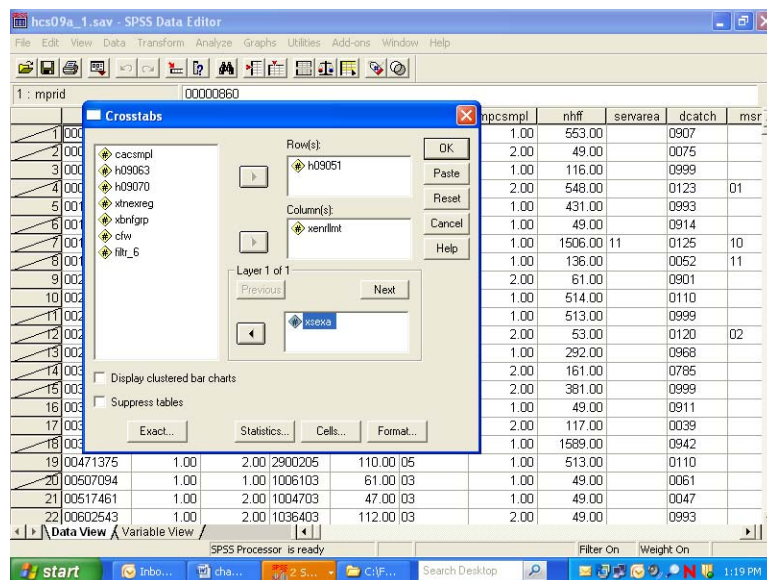
		South Region: Catchment Areas						
		Redstone Ars/Ft McClellan		Ft. Rucker		Maxwell AFB		
		Count	Percent	Count	Percent	Count	Percent	Count
Yes		232	35.5%	92	40.5%	81	30.9%	140
No		422	64.5%	135	59.5%	181	69.1%	217
Total		654	100.0%	227	100.0%	262	100.0%	357

Check **Print Preview** to see if the table is acceptable.

The last example shows you how to add a **Layer** dimension to a **Crosstabs** analysis. Using the same row variable, **H09051**, suppose you want to look at the percentage of people by their enrollment status in TRICARE Prime, **xenrlimt**, who smoked at least 100 cigarettes in their lifetime. Suppose you are also interested in sex differences, **xsexa**, among the groupings. **Xsexa** is the **Layer** variable. You want to remain in the South region, using **filtr_6** as the filter variable. The cases will be weighted by **CFW**.

The status line indicates **Weight On** and **Filter On**. Verify that both the weight and the filter variables are appropriate.

Once more, open the **Crosstabs** dialog box, enter the analysis variables, and set the **Cells** options, checking **Column** under **Percentages** until the dialog box looks like the following:



Do the following:

- Run **Crosstabs**.
- Edit the **Title** element in the **Output Navigator**.
- Examine **Notes** and the **Case Processing Summary** to verify that the crosstab ran as expected.
- Open the table as an **SPSS Pivot Table Object**, and the following will appear:

File

Edit

View

Insert

Pivot

Format

Help

Smoked at least 100 cigarettes in life ' Enrollment in TRICARE Prime ' Male or Female - R

Crosstabulation

Male or Female - R				Enrollment in TRICARE Prime				
				Active Duty - under 65	Enrolled - under 65	Not enrolled - under 65	Not enrolled - 65 or over	
Male	Smoked at least 100 cigarettes in life	Yes	Count	128080	117888	114260	206776	
			% within Enrollment in TRICARE Prime	38.6%	49.7%	56.3%	69.8%	
		No	Count	203696	119533	88671	89261	
			% within Enrollment in TRICARE Prime	61.4%	50.3%	43.7%	30.2%	
	Total			Count	331776	237421	202931	296037
				% within Enrollment in TRICARE Prime	100.0%	100.0%	100.0%	100.0%
Female	Smoked at least 100 cigarettes in life	Yes	Count	25052	158821	105942	148076	
			% within Enrollment in TRICARE Prime	31.1%	33.5%	40.6%	47.8%	
		No	Count	55430	315480	155194	161746	
			% within Enrollment in TRICARE Prime	68.9%	66.5%	59.4%	52.2%	
	Total			Count	80482	474301	261136	309822
				% within Enrollment in TRICARE Prime	100.0%	100.0%	100.0%	100.0%

start

Inbo...

chan...

3 S...

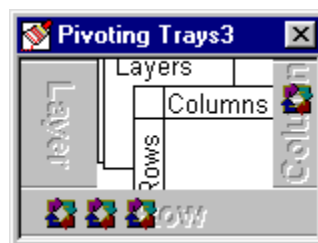
C:\Fi...

Search Desktop

1:22 PM

The table is difficult to read, but you can improve it by doing the following.

Select the **Pivot** menu to activate the **Pivoting Trays**. The table structure is reproduced in the tool as follows:



Place the mouse pointer on each small icon to find the second grouping variable, labeled **Male or Female - R**, in the ROW dimension. Move it to the COLUMN dimension, and the table changes to the following:

SPSS Pivot Table - table3

File Edit View Insert Pivot Format Help

Smoked at least 100 cigarettes in life * Enrollment in TRICARE Prime * Male or Female - R Crosstabulation

			Enrollment in TRICARE Prime					
			Active Duty - under 65		Enrolled - under 65		Not enrolled - under 65	
			Male or Female - R		Male or Female - R		Male or Female - R	
			Male	Female	Male	Female	Male	Female
Smoked at least 100 cigarettes in life	Yes	Count	128080	25052	117888	158821	114260	105942
		% within Enrollment in TRICARE Prime	38.6%	31.1%	49.7%	33.5%	56.3%	40.6%
	No	Count	203696	55430	119533	315480	88671	155194
		% within Enrollment in TRICARE Prime	61.4%	68.9%	50.3%	66.5%	43.7%	59.4%
Total		Count	331776	80482	237421	474301	202931	261136
		% within Enrollment in TRICARE Prime	100.0%	100.0%	100.0%	100.0%	100.0%	100.0%

Pivoting Trays3

Layers
Columns
Rows
Row

Then drag the **Statistics** icon to the COLUMN dimension to produce the following change:

SPSS Pivot Table - table3

File Edit View Insert Pivot Format Help

Smoked at least 100 cigarettes in life * Enrollment in TRICARE Prime * Male or Female - R Crosstabulation

			Enrollment in TRICARE Prime					
			Active Duty - under 65		Enrolled - under 65		Not enrolled - under 65	
			Male or Female - R		Male or Female - R		Male or Female - R	
			Male		Female		Male	
			Count	% within Enrollment in TRICARE Prime	Count	% within Enrollment in TRICARE Prime	Count	% within Enrollment in TRICARE Prime
Smoked at least 100 cigarettes in life	Yes		128080	38.6%	25052	31.1%	117888	49.7%
	No		203696	61.4%	55430	68.9%	119533	50.3%
Total			331776	100.0%	80482	100.0%	237421	100.0%

Pivoting Trays3

Layers
Columns
Rows
Row

Close the **Pivoting Trays** and hide the dimension label, **Male or Female - R**, in the table. Then, change the percent label to “Percent” and delete the label for **H09051** in the row dimension. Last, revise the label above the table to make it more informative.

The resulting table is both clear and informative.

SPSS Pivot Table - table3

File Edit View Insert Pivot Format Help

South Region: Smoked 100+ Cigarettes in Lifetime: Enrollment Status By Gender

		Enrollment in TRICARE Prime						
		Active Duty - under 65				Enrolled - under 65		
		Male		Female		Male		Female
		Count	Percent	Count	Percent	Count	Percent	Count
Yes	128080	38.6%	25052	31.1%	117888	49.7%	15882	
No	203696	61.4%	55430	68.9%	119533	50.3%	31540	
Total	331776	100.0%	80482	100.0%	237421	100.0%	47431	

start | Inbox - Mic... | change83... | 3 SPSS | Search Desktop | 1:30 PM

The Print Preview, as in the view below, shows how the report will print.

Means.spo - SPSS Viewer (selected output)

Print... Next Page Prev Page Two Pages Zoom In Zoom Out Page Setup Close

South Region: Smoked 100+ Cigarettes in Lifetime: Enrollment Status By Gender

		Enrollment in TRICARE Prime			
		Active Duty - under 65			
		Male		Female	
		Count	Percent	Count	Percent
Yes	128080	38.6%	25052	31.1%	
No	203696	61.4%	55430	68.9%	
Total	331776	100.0%	80482	100.0%	

South Region: Smoked 100+ Cigarettes in Lifetime: Enrollment Status By Gender

		Enrollment in TRICARE Prime			
		Enrolled - under 65			
		Male		Female	
		Count	Percent	Count	Percent
Yes	117888	49.7%	15882	33.5%	
No	119533	50.3%	31540	66.5%	
Total	237421	100.0%	47431	100.0%	

South Region: Smoked 100+ Cigarettes in Lifetime: Enrollment Status By Gender

Page 1 SPSS Processor is ready H: 306 , W: 698 pt

start Inbox - Mic... change84... 2 SPSS Search Desktop 1:31 PM

CALCULATING VARIANCES OF ESTIMATES

Sampling error occurs when estimates are derived from a sample rather than a complete census of the population. The sample used for a particular survey is only one of a large number of possible samples of the same size and design that could have been selected. Even if the same questionnaire and instructions were used, the estimates from each sample would differ from the others. The standard error (or square root of the variance) indicates the magnitude of the sampling error and thus measures the precision expected from a particular sample.

It is desirable to assess the accuracy of an estimate. The standard error of a survey estimate measures the precision with which an estimate from one sample approximates the true population value. The standard error can be used to construct confidence intervals for survey parameters, within which the true parameter lies within a measurable degree of certainty.

This section explains how to estimate standard errors or variances for estimators computed from the 2009 Adult HCSDB. For a full discussion of variance estimation methods, see Wolter (1985) and references cited therein.

Variance Estimation Methods

To account for complex estimators for the sample design,¹ it is customary to use either Taylor series linearization or a resampling method for variance estimation. Neither variance estimation method is, in general, better so the choice of one or the other is largely a matter of convenience. To help users to estimate standard errors using Taylor series linearization or Jackknife replication, the public release files for the 2009 Adult HCSDB include the following variables:

- The stratum variable (STRATUM) for the Taylor series linearization method
- Quarterly final weight (FWRWT for both Version 3 and Version 4 questions; FWRWT_V3 for Version 3 questions and FWRWT_V4 for Version 4 questions in Quarters I-II).
- Quarterly jackknife replicate weights (FWRWT01 to FWRWT60 for both Version 3 and Version 4 questions; FWTV3_01 to FWTV3_60 for Version 3 questions and FWTV4_01 to FWTV4_60 for Version 4 questions in Quarters I-II)
- Annual final weight (CFW for both Version 3 and Version 4 questions; CFW_V3 for Version 3 questions and CFW_V4 for Version 4 questions)
- Annual jackknife replicate weights for the jackknife replication method (CFW01 to CFW240 for both Version 3 and Version 4 questions; CFW3_01 to CFW3_120 for Version 3 questions and CFW4_01 to CFW4_240 for Version 4 questions)

Three popular software packages are available for performing Taylor series linearization method: SAS/STAT[®] version 8.0 or higher, SUDAAN[™] (Research Triangle Institute, 2001) and WesVarPC (Brick et al. 1996), respectively. The last two software packages can be used for replication methods including Jackknife variance estimation. The discussion below explains how SUDAAN and SAS are used to calculate variance estimates using Taylor series linearization method, and how SUDAAN and WesVarPC are used to calculate variance estimates using Jackknife replication method.

Taylor Series Linearization Method

¹The 2009 HCSDB uses a stratified sampling design. For details, see "Health Care Survey of DoD Beneficiaries: 2009 Adult Sampling Report." Washington, DC: Mathematica Policy Research, August 2008.

For most sample designs (including the Quarters I-IV, 2009 Adult HCSDb), design-based variance estimates for linear estimators of totals or means can be obtained with explicit formulas. However, nonlinear functions such as ratios do not have exact expressions for the variance. The Taylor series linearization method approximates the variance of a nonlinear estimator with the variances of the linear terms from the Taylor series expansion. Woodruff (1971) presented applications of this technique to sample surveys. Details on this method can also be found in “The 2009 Health Care Survey of DoD Beneficiaries: Adult Technical Manual”.

To calculate variance estimates based on the Taylor series linearization method with HCSDb’s stratified sampling design, both the stratum variable (STRATUM) and the final weight (CFW) specified for each data record are needed.

SUDAAN

SUDAAN incorporates the final analysis weight and the survey design to obtain estimates and their sampling errors. With a small overall sampling rate of about 1 percent, you can use the with-replacement design procedure (STRWR) in calculating standard errors.

All SUDAAN procedures require the following:

- The specification of sampling design. The terminology for the stratified with-replacement sample design is DESIGN = STRWR.
- The data file sorted by the variable specified in the NEST statement. For the 2009 Adult HCSDb, the data file for adults must be sorted by STRATUM before using any SUDAAN procedure.
- A FILE TYPE appropriate for SUDAAN, if you use a stand-alone SUDAAN program. For example, some SUDAAN PC versions under Windows or MS-DOS accept only V6.02 through V6.04 SAS files, and FILE TYPE must be specified as SAS. SAS-callable SUDAAN is also available and can be invoked directly in a SAS program with any available SAS file as input; FILE TYPE is not needed here.
- The WEIGHT variable is CFW

The following program is an example of how to use SUDAAN to calculate variance estimates for a mean statistic. Suppose you want to estimate:

- The rating of a specialist (H09031), among all beneficiaries who smoked more than 100 cigarettes in their lifetime (H09051=1) for each TNEX region (XTNEXREG)

```
PROC DESCRIPT DATA=HCSDb /*FILETYPE=SAS*/ DESIGN=STRWR;  
  WEIGHT          CFW;  
  NEST            STRATUM;  
  SUBPOPN        H09051=1;  
  SUBGROUP       XTNEXREG;  
  LEVELS         4;  
  VAR            H09031;  
  RUN;
```

The following program is an example of how to use SUDAAN to calculate variance estimates for column percentages or row percentages. Suppose you want to estimate:

- A cross tabulation of respondents in TNEX region 3 who last had a blood pressure reading less than 12 months ago, 1 to 2 years ago, and more than 2 years ago (H09048) by TRICARE enrollment (XENRLLMT).

```
PROC CROSSTAB DATA=HCSDB /*FILETYPE=SAS*/ DESIGN=STRWR;  
  WEIGHT          CFW;  
  NEST            STRATUM;  
  SUBPOPN        XTNEXREG = 3;  
  SUBGROUP       H09048 XENRLLMT;  
  LEVELS         3 5;  
  TABLES        H09048 *XENRLLMT;  
  RUN;
```

From the above examples, users should note that:

- PROC DESCRIPT can be used to compute estimates of means and the corresponding standard errors.
- PROC CROSSTAB can be used to compute estimates of proportions and the corresponding standard errors.

For a more detailed and complete discussion of how to use SUDAAN, see Research Triangle Institute (2001).

SAS

SAS/STAT version 8.0 and higher provide procedures for survey sampling. These procedures can be used to analyze data from a stratified random sampling. These procedures include:

- PROC SURVEYMEANS: for estimating population means, totals, and proportions, including domain (subpopulation) estimates
- PROC SURVEYREG: for performing linear regression model fitting.

The following procedures were added to SAS/STAT version 9.0:

- PROC SURVEYFREQ: for constructing one-way frequency tables, two-way and multiway crosstabulation tables, and estimating population totals and proportions
- PROC SURVEYLOGISTIC: for performing cumulative logit regression model fitting, logit, complementary log-log, and probit link functions, and generalized logit regression model fitting.

The above procedures currently provide only the Taylor series linearization method to estimate standard error or variance of the estimate.

The following program is an example of how to use SAS/STAT to calculate variance estimates for a mean statistic. Suppose you want to estimate:

- The rating of a specialist (H09031), among all beneficiaries who smoked more than 100 cigarettes in their lifetime (H09051=1) for each TNEX region (XTNEXREG)

```
PROC SURVEYMEANS DATA=HCSDB;  
  WEIGHT          CFW;  
  STRATA          STRATUM;  
  DOMAIN          H09051 * XTNEXREG;  
  VAR             H09031;
```

RUN;

The above codes will provide output for H09051=1 and 2. User only needs to use output from H09051=1. The following program is an example of how to use SAS/STAT to calculate variance estimates for column percentages or row percentages. Suppose you want to estimate:

- A cross tabulation of respondents in each TNEX region who last had a blood pressure reading less than 12 months ago, 1 to 2 years ago, and more than 2 years ago (H09048) by TRICARE enrollment (XENRLLMT).

```
PROC SURVEYFREQ DATA=HCSDB;  
WEIGHT          CFW;  
STRATA          STRATUM;  
TABLES          XTNEXREG * H09048 * XENRLLMT;  
RUN;
```

For a more detailed and complete discussion of how to use SAS/STAT, see SAS Institute Inc. (1999).

Jackknife Replication Method

Another popular way to estimate the variance is to use a resampling method such as Jackknife replication, balanced repeated replication, random groups, or the bootstrap method. Like other replication methods, Jackknife replication constructs a number of subsamples (replicates) from the full sample and computes the statistics of interest for each replicate (with the same formula as the full sample estimate). The mean square error of the replicate estimates around their corresponding full estimate provides an estimate of the sampling variance of the statistic of interest regardless of the functional form of the statistic.

There are 240 combined annual replicate weights (CFW01-CFW240) for the 2009 Adult HCSDB file. Construction of these weights is described in the "2009 Health Care Survey of DoD Beneficiaries: Adult Technical Manual". With the replicate weights, you can produce Jackknife standard errors using in-house or custom written software, or you can use a publicly available software package such as WesVarPC or SUDAAN 7.5. Because WesVarPC 2.02 is available as freeware on the World Wide Web (<http://www.westat.com/wesvar/demo/index.html>), the following example explains how it is used to produce Jackknife variance estimates for statistics from the 2009 Adult HCSDB.

Suppose you want to estimate the mean rating of specialists (H09031) by beneficiaries who were smokers (H09051=1) for each region (XTNEXREG). You would use SUDAAN or WesVarPc as follows.

SUDAAN

```
PROC DESCRIPT DATA=HCSDB DESIGN=JACKKNIFE;  
WEIGHT          CFW ;  
JACKWGTS        CFW01-CFW240 / ADJJACK=1 ;  
SUBPOPN         H09051=1;  
SUBGROUP        XTNEXREG;  
LEVELS          4;  
VAR             H09031 ;  
OUTPUT          NSUM MEAN SEMEAN / TABLECELL=DEFAULT FILENAME=OUT1 ;  
RUN;
```

WESVARPC

- **Create a SAS V6.04 file, SAS Transport file, or ASCII file.** WesVarPC has a restriction for the input data format. All files must be converted to one of these three types of files before being imported to WesVarPC.
- **Create a WesVarPC data file.** From the **Prep** menu, choose the **Import Data Files** screen and import all variables for the analysis. For this example, input H09051, H09031, and XTNEXREG into the **Variables** box, CFW01-CFW240 into the **Replicates** box, and MPRID into the **ID** box. Also specify the replication method as JK1 on this screen.
- Create a data file for the subpopulation. Specify the subpopulation by choosing the *Subpop WesVarPC Data File* from the *Prep* menu: H09051=1.
- **Calculate estimates.** From the **Tables** menu, choose **New** and select the file created from the above procedure. Then, from the **Table Request** screen, specify H09031 as the **Analysis** variable, MEAN (H09031) as the **Compute Statistics**, and XTNEXREG as the **Table**.

The above steps can also be followed to produce standard errors. The WesVarPC user's manual (Brick et al. 1996) provides other possible methods for producing standard errors. The latest WesVarPC 4.0 is no longer freeware and can be purchased from Westat.

Chapter

5

Codebook

This chapter describes every variable in the database with the exception of replicate weight values. This codebook will also be helpful in identifying which data are available for various analyses, and what, if any, recoding of variables will meet your needs. It may also be useful in reviewing output.

The codebook contains frequency distributions combining observations for all four quarters of 2009. It also contains frequencies broken down by the quarter in which the survey was fielded. Annual frequencies for Version 4 variables and Version 3 variables are shown first followed by Version 4 and Version 3 quarterly frequencies. Frequencies for the replicate weights (FWRWT1-FWRWT60 FWTV3_1-FWTV3_60 FWTV4_1-FWTV4_60 CFW3_1-CFW3_120 CFW4_1-CFW4_240 and CFWT1-CFWT240) are not shown.

The variables are in order based on their order in the database. An alphabetical listing (see Table of Contents) is provided to assist in locating variables.

The codebook contains frequency distributions for both discrete and continuous variables. A discrete variable is one that has only a few values. A continuous variable may have many possible values.

Below are two examples of the presentation of variables in the codebook. For each variable, we include the variable name, definition, weighted and unweighted frequency distributions, and the format value for each value. The first example contains a frequency distribution for a discrete variable.

Some questions are asked in only one quarter of 2009. For these supplementary questions, analysts should use the quarter indicator (QUARTER) variable and the appropriate quarterly weight (FWRWT) For questions only in the Version 3 questionnaire, analysts should use the version indicator (VERSION) variable and the appropriate quarterly weight (FWRWT_V3) or annual weight (CFW_V3).

H09005 - In last year: facility used most for health care					
Value	Unweighted		Weighted		Formatted Value
	Count	Percent	Count	Percent	
.	164	0.32	33186.86	0.46	Did not answer
1	27636	54.53	2574686.00	35.41	A military facility
2	18982	37.45	3970927.00	54.61	A civilian facility
3	210	0.41	54867.25	0.75	Uniformed Services Fam Health Plan facil
4	1486	2.93	305221.20	4.20	Veterans Affairs (VA) clinic or hospital
5	2206	4.35	333071.30	4.58	Went to none of listed types of facility

The table below contains an example of a frequency distribution for a continuous variable: age. The frequency does not list every possible value of age individually but instead shows several age ranges that together cover all possible values of age. You will notice that the last range representing ages “75 years and older” includes 1,490 respondents age 75 and older.

DAGEQY - Age at time of data collection					
Value	Unweighted Count	Percent	Weighted Count	Percent	Formatted Value
	1	0.00	25.10	0.00	Missing data
017	27	0.05	7858.79	0.11	017
018 -- 034	17370	34.27	2325099.00	31.97	018--034
035 -- 044	11735	23.15	947975.10	13.04	035--044
045 -- 054	9063	17.88	826679.80	11.37	045--054
055 -- 064	9126	18.01	1310508.00	18.02	055--064
065 -- 074	1872	3.69	1034474.00	14.23	065--074
075 -- 099	1490	2.94	819340.60	11.27	075 yrs and older

ANNUAL FREQUENCIES – VERSION 4

MPRID - Unique MPR identifier					
Value	Unweighted Count	Percent	Weighted Count	Percent	Formatted Value
00000860 -- 13076474	50684	100.00	7271960.00	100.00	00000001--99999999

SVCSMPL - Branch of service sampling variable					
Value	Unweighted Count	Percent	Weighted Count	Percent	Formatted Value
1	16409	32.38	2866742.00	39.42	Army
2	11557	22.80	1634081.00	22.47	Navy
3	2909	5.74	527220.50	7.25	Marine Corps
4	18059	35.63	2049551.00	28.18	Air Force
5	1400	2.76	169132.60	2.33	Coast Guard
6	350	0.69	25232.91	0.35	Other/Unknown

SEXSMPL - Sex sampling variable					
Value	Unweighted Count	Percent	Weighted Count	Percent	Formatted Value
1	27489	54.24	3656524.00	50.28	Male
2	23195	45.76	3615435.00	49.72	Female

STRATUM - Sampling stratum					
Value	Unweighted Count	Percent	Weighted Count	Percent	Formatted Value
0999911	328	0.65	54511.22	0.75	999911
1000101	98	0.19	1522.11	0.02	1000101
1000103	41	0.08	1166.31	0.02	1000103
1000106	125	0.25	4839.57	0.07	1000106
1000301	124	0.24	5854.10	0.08	1000301
1000303	46	0.09	3158.20	0.04	1000303
1000306	62	0.12	3650.45	0.05	1000306
1000401	122	0.24	3612.59	0.05	1000401
1000403	53	0.10	2975.56	0.04	1000403
1000406	95	0.19	5313.54	0.07	1000406
1000501	74	0.15	12119.00	0.17	1000501
1000503	30	0.06	4588.55	0.06	1000503

1000506	29	0.06	1676.37	0.02	1000506
1000601	114	0.22	7569.87	0.10	1000601
1000603	52	0.10	7168.13	0.10	1000603
1000606	74	0.15	7713.14	0.11	1000606
1000801	119	0.23	5299.95	0.07	1000801
1000803	35	0.07	2208.59	0.03	1000803
1000806	65	0.13	2876.36	0.04	1000806
1000901	114	0.22	8021.85	0.11	1000901
1000903	34	0.07	3221.09	0.04	1000903
1000906	96	0.19	8793.93	0.12	1000906
1001001	143	0.28	7636.33	0.11	1001001
1001003	42	0.08	3677.28	0.05	1001003
1001006	75	0.15	5647.32	0.08	1001006
1001301	178	0.35	7056.34	0.10	1001301
1001303	36	0.07	2295.04	0.03	1001303
1001306	50	0.10	3013.86	0.04	1001306
1001401	130	0.26	12234.54	0.17	1001401
1001403	37	0.07	3521.12	0.05	1001403
1001406	81	0.16	11191.21	0.15	1001406
1001801	128	0.25	2392.02	0.03	1001801
1001803	57	0.11	1770.53	0.02	1001803
1001806	57	0.11	1704.74	0.02	1001806
1001901	127	0.25	2287.30	0.03	1001901
1001903	43	0.08	1101.05	0.02	1001903
1001906	70	0.14	2153.65	0.03	1001906
1002401	85	0.17	37722.19	0.52	1002401
1002403	42	0.08	15828.69	0.22	1002403
1002406	49	0.10	9251.32	0.13	1002406
1002601	172	0.34	2948.03	0.04	1002601
1002603	68	0.13	2049.93	0.03	1002603
1002606	50	0.10	1402.49	0.02	1002606
1002801	171	0.34	8502.23	0.12	1002801
1002803	47	0.09	2951.74	0.04	1002803
1002806	54	0.11	2405.94	0.03	1002806
1002901	162	0.32	52050.19	0.72	1002901
1002903	46	0.09	9239.46	0.13	1002903
1002906	44	0.09	10507.94	0.14	1002906
1003001	81	0.16	13795.58	0.19	1003001
1003003	35	0.07	4646.17	0.06	1003003
1003006	44	0.09	2605.61	0.04	1003006
1003201	81	0.16	18287.16	0.25	1003201
1003203	34	0.07	11500.19	0.16	1003203
1003206	41	0.08	9121.14	0.13	1003206
1003301	123	0.24	9817.05	0.13	1003301
1003303	54	0.11	2188.27	0.03	1003303
1003306	99	0.20	7277.40	0.10	1003306
1003701	262	0.52	18106.83	0.25	1003701
1003703	37	0.07	1222.28	0.02	1003703
1003706	41	0.08	4944.59	0.07	1003706
1003801	154	0.30	22275.21	0.31	1003801
1003803	37	0.07	5107.99	0.07	1003803
1003806	55	0.11	11877.97	0.16	1003806
1003901	145	0.29	22719.84	0.31	1003901
1003903	40	0.08	8701.88	0.12	1003903
1003906	54	0.11	11749.22	0.16	1003906
1004201	116	0.23	8939.34	0.12	1004201
1004203	54	0.11	5239.80	0.07	1004203

1004206	81	0.16	9497.56	0.13	1004206
1004301	128	0.25	4352.62	0.06	1004301
1004303	38	0.07	1942.78	0.03	1004303
1004306	90	0.18	4625.15	0.06	1004306
1004501	142	0.28	8980.11	0.12	1004501
1004503	44	0.09	2642.52	0.04	1004503
1004506	94	0.19	9577.13	0.13	1004506
1004601	92	0.18	2832.26	0.04	1004601
1004603	47	0.09	1643.85	0.02	1004603
1004606	120	0.24	6440.76	0.09	1004606
1004701	130	0.26	21143.74	0.29	1004701
1004703	37	0.07	5936.76	0.08	1004703
1004706	53	0.10	10976.12	0.15	1004706
1004801	76	0.15	20333.40	0.28	1004801
1004803	30	0.06	9008.31	0.12	1004803
1004806	42	0.08	11815.93	0.16	1004806
1004901	89	0.18	25733.97	0.35	1004901
1004903	26	0.05	8322.31	0.11	1004903
1004906	46	0.09	9802.36	0.13	1004906
1005101	126	0.25	5163.84	0.07	1005101
1005103	40	0.08	2435.31	0.03	1005103
1005106	73	0.14	5471.05	0.08	1005106
1005201	97	0.19	33087.90	0.46	1005201
1005203	41	0.08	16072.39	0.22	1005203
1005206	43	0.08	7438.75	0.10	1005206
1005301	145	0.29	4324.89	0.06	1005301
1005303	43	0.08	1828.15	0.03	1005303
1005306	57	0.11	2041.65	0.03	1005306
1005501	173	0.34	6967.02	0.10	1005501
1005503	50	0.10	3750.19	0.05	1005503
1005506	79	0.16	6037.35	0.08	1005506
1005601	172	0.34	6231.13	0.09	1005601
1005603	34	0.07	1900.23	0.03	1005603
1005606	66	0.13	3575.79	0.05	1005606
1005701	120	0.24	16841.51	0.23	1005701
1005703	34	0.07	6183.13	0.09	1005703
1005706	47	0.09	3276.12	0.05	1005706
1005801	156	0.31	5761.67	0.08	1005801
1005803	45	0.09	2671.32	0.04	1005803
1005806	69	0.14	4126.95	0.06	1005806
1006001	95	0.19	33388.17	0.46	1006001
1006003	28	0.06	13369.11	0.18	1006003
1006006	43	0.08	8584.53	0.12	1006006
1006101	130	0.26	17413.05	0.24	1006101
1006103	38	0.07	4867.32	0.07	1006103
1006106	42	0.08	6189.00	0.09	1006106
1006201	155	0.31	5857.71	0.08	1006201
1006203	49	0.10	2948.30	0.04	1006203
1006206	69	0.14	3751.30	0.05	1006206
1006401	88	0.17	9716.04	0.13	1006401
1006403	22	0.04	2971.95	0.04	1006403
1006406	42	0.08	3172.06	0.04	1006406
1006601	165	0.33	8853.87	0.12	1006601
1006603	38	0.07	3848.67	0.05	1006603
1006606	59	0.12	6278.35	0.09	1006606
1006701	185	0.37	18845.76	0.26	1006701
1006703	60	0.12	5954.88	0.08	1006703

1006706	50	0.10	6928.16	0.10	1006706
1006801	182	0.36	2897.03	0.04	1006801
1006803	49	0.10	1280.76	0.02	1006803
1006806	75	0.15	2321.58	0.03	1006806
1006901	143	0.28	14981.18	0.21	1006901
1006903	41	0.08	6503.41	0.09	1006903
1006906	68	0.13	11331.68	0.16	1006906
1007301	104	0.21	9637.74	0.13	1007301
1007303	43	0.08	2706.11	0.04	1007303
1007306	80	0.16	8033.09	0.11	1007306
1007401	167	0.33	1756.28	0.02	1007401
1007403	208	0.41	1930.46	0.03	1007403
1007501	80	0.16	11836.02	0.16	1007501
1007503	39	0.08	5555.80	0.08	1007503
1007506	45	0.09	6852.89	0.09	1007506
1007601	161	0.32	3842.34	0.05	1007601
1007603	41	0.08	1452.52	0.02	1007603
1007606	68	0.13	2419.03	0.03	1007606
1007701	155	0.31	3629.56	0.05	1007701
1007703	47	0.09	1565.98	0.02	1007703
1007706	60	0.12	1874.83	0.03	1007706
1007801	132	0.26	6518.98	0.09	1007801
1007803	50	0.10	3641.11	0.05	1007803
1007806	98	0.19	8408.05	0.12	1007806
1007901	89	0.18	9392.38	0.13	1007901
1007903	48	0.09	6131.06	0.08	1007903
1007906	86	0.17	14399.80	0.20	1007906
1008301	134	0.26	4956.69	0.07	1008301
1008303	46	0.09	2147.66	0.03	1008303
1008306	95	0.19	6111.14	0.08	1008306
1008601	142	0.28	16808.51	0.23	1008601
1008603	51	0.10	1821.45	0.03	1008603
1008606	38	0.07	2270.24	0.03	1008606
1008901	131	0.26	56148.66	0.77	1008901
1008903	33	0.07	21900.36	0.30	1008903
1008906	40	0.08	5516.10	0.08	1008906
1009101	105	0.21	51900.09	0.71	1009101
1009103	43	0.08	13568.52	0.19	1009103
1009106	41	0.08	4183.74	0.06	1009106
1009201	63	0.12	3215.41	0.04	1009201
1009203	69	0.14	4428.40	0.06	1009203
1009206	61	0.12	3062.69	0.04	1009206
1009401	149	0.29	4587.58	0.06	1009401
1009403	39	0.08	1986.14	0.03	1009403
1009406	43	0.08	1512.25	0.02	1009406
1009501	126	0.25	8420.18	0.12	1009501
1009503	49	0.10	3460.00	0.05	1009503
1009506	114	0.22	11356.34	0.16	1009506
1009601	153	0.30	8634.25	0.12	1009601
1009603	43	0.08	3487.26	0.05	1009603
1009606	58	0.11	4854.52	0.07	1009606
1009801	85	0.17	13678.82	0.19	1009801
1009803	36	0.07	5784.60	0.08	1009803
1009806	43	0.08	4287.45	0.06	1009806
1010001	176	0.35	12301.72	0.17	1010001
1010003	57	0.11	5711.66	0.08	1010003
1010006	51	0.10	3757.38	0.05	1010006

1010101	164	0.32	5091.45	0.07	1010101
1010103	49	0.10	2279.19	0.03	1010103
1010106	57	0.11	2448.95	0.03	1010106
1010301	134	0.26	7419.78	0.10	1010301
1010303	41	0.08	2048.73	0.03	1010303
1010306	55	0.11	2072.84	0.03	1010306
1010401	76	0.15	9433.22	0.13	1010401
1010403	38	0.07	3340.23	0.05	1010403
1010406	48	0.09	3300.48	0.05	1010406
1010501	103	0.20	12867.71	0.18	1010501
1010503	40	0.08	4437.64	0.06	1010503
1010506	41	0.08	5601.14	0.08	1010506
1010801	89	0.18	19407.50	0.27	1010801
1010803	33	0.07	11375.29	0.16	1010803
1010806	40	0.08	7857.32	0.11	1010806
1010901	93	0.18	11471.39	0.16	1010901
1010903	36	0.07	5253.32	0.07	1010903
1010906	102	0.20	15735.82	0.22	1010906
1011001	94	0.19	56181.67	0.77	1011001
1011003	26	0.05	14287.00	0.20	1011003
1011006	42	0.08	7977.61	0.11	1011006
1011201	189	0.37	5215.88	0.07	1011201
1011203	42	0.08	1401.77	0.02	1011203
1011206	51	0.10	1925.84	0.03	1011206
1011301	141	0.28	3643.19	0.05	1011301
1011303	42	0.08	1640.07	0.02	1011303
1011306	74	0.15	2864.78	0.04	1011306
1011701	25	0.05	2241.21	0.03	1011701
1011703	85	0.17	2960.04	0.04	1011703
1011801	176	0.35	7094.37	0.10	1011801
1011803	54	0.11	2983.07	0.04	1011803
1011806	42	0.08	2463.09	0.03	1011806
1011901	147	0.29	6173.58	0.08	1011901
1011903	37	0.07	2541.53	0.03	1011903
1011906	65	0.13	4364.21	0.06	1011906
1012001	133	0.26	9920.70	0.14	1012001
1012003	43	0.08	5306.96	0.07	1012003
1012006	56	0.11	6827.32	0.09	1012006
1012101	106	0.21	7332.16	0.10	1012101
1012103	50	0.10	5347.73	0.07	1012103
1012106	56	0.11	4803.08	0.07	1012106
1012201	101	0.20	5750.10	0.08	1012201
1012203	38	0.07	3412.73	0.05	1012203
1012206	65	0.13	4223.32	0.06	1012206
1012301	101	0.20	16227.25	0.22	1012301
1012303	53	0.10	14803.04	0.20	1012303
1012306	100	0.20	26008.21	0.36	1012306
1012401	129	0.25	55058.43	0.76	1012401
1012403	47	0.09	14812.74	0.20	1012403
1012406	43	0.08	10943.34	0.15	1012406
1012501	104	0.21	41491.87	0.57	1012501
1012503	31	0.06	11836.85	0.16	1012503
1012506	63	0.12	24066.70	0.33	1012506
1012601	96	0.19	10421.47	0.14	1012601
1012603	49	0.10	7855.22	0.11	1012603
1012606	74	0.15	10699.06	0.15	1012606
1012701	160	0.32	8370.24	0.12	1012701

1012703	45	0.09	3719.51	0.05	1012703
1012706	40	0.08	2494.56	0.03	1012706
1012801	124	0.24	3597.08	0.05	1012801
1012803	39	0.08	1476.37	0.02	1012803
1012806	87	0.17	3427.61	0.05	1012806
1012901	176	0.35	3641.71	0.05	1012901
1012903	42	0.08	1551.07	0.02	1012903
1012906	36	0.07	926.37	0.01	1012906
1013101	115	0.23	5207.79	0.07	1013101
1013103	59	0.12	3060.85	0.04	1013103
1023101	225	0.44	6734.12	0.09	1023101
1023103	46	0.09	2349.90	0.03	1023103
1023106	42	0.08	863.60	0.01	1023106
1024801	218	0.43	3652.02	0.05	1024801
1024803	49	0.10	1409.12	0.02	1024803
1024806	45	0.09	813.58	0.01	1024806
1025201	161	0.32	7152.45	0.10	1025201
1025203	49	0.10	3337.84	0.05	1025203
1025206	74	0.15	6070.74	0.08	1025206
1028001	164	0.32	8779.10	0.12	1028001
1028003	88	0.17	7597.59	0.10	1028003
1028006	56	0.11	1914.79	0.03	1028006
1030601	181	0.36	7648.04	0.11	1030601
1030603	43	0.08	690.20	0.01	1030603
1030606	43	0.08	834.78	0.01	1030606
1031001	223	0.44	3206.33	0.04	1031001
1031003	51	0.10	1119.09	0.02	1031003
1031006	42	0.08	938.44	0.01	1031006
1033001	80	0.16	15180.20	0.21	1033001
1033003	45	0.09	9066.60	0.12	1033003
1033006	37	0.07	1525.34	0.02	1033006
1036401	128	0.25	2712.34	0.04	1036401
1036403	38	0.07	1109.07	0.02	1036403
1036406	52	0.10	1448.30	0.02	1036406
1036601	100	0.20	4854.05	0.07	1036601
1036603	35	0.07	2434.08	0.03	1036603
1036606	104	0.21	8128.98	0.11	1036606
1037801	131	0.26	4902.12	0.07	1037801
1037803	72	0.14	5672.92	0.08	1037803
1037806	47	0.09	3186.96	0.04	1037806
1038501	152	0.30	8941.63	0.12	1038501
1038503	47	0.09	3186.42	0.04	1038503
1038506	49	0.10	3493.96	0.05	1038506
1038701	114	0.22	3790.43	0.05	1038701
1038703	70	0.14	3217.82	0.04	1038703
1038706	56	0.11	2489.24	0.03	1038706
1040501	126	0.25	3174.89	0.04	1040501
1040503	74	0.15	3265.90	0.04	1040503
1040506	50	0.10	1975.04	0.03	1040506
1040701	134	0.26	3892.52	0.05	1040701
1040703	48	0.09	1698.61	0.02	1040703
1040706	76	0.15	3129.69	0.04	1040706
1050801	341	0.67	15244.98	0.21	1050801
1050803	69	0.14	751.67	0.01	1050803
1060601	139	0.27	10048.69	0.14	1060601
1060603	37	0.07	5047.03	0.07	1060603
1060606	42	0.08	3090.87	0.04	1060606

1060701	116	0.23	16324.87	0.22	1060701
1060703	35	0.07	7476.24	0.10	1060703
1060706	29	0.06	4443.79	0.06	1060706
1060901	115	0.23	18945.78	0.26	1060901
1060903	34	0.07	9965.47	0.14	1060903
1060906	32	0.06	1044.40	0.01	1060906
1061201	139	0.27	16101.13	0.22	1061201
1061203	44	0.09	2522.22	0.03	1061203
1062001	160	0.32	4716.01	0.06	1062001
1062003	42	0.08	2277.80	0.03	1062003
1062006	43	0.08	1962.02	0.03	1062006
1062101	144	0.28	15188.45	0.21	1062101
1062103	30	0.06	3601.46	0.05	1062103
1062201	232	0.46	18791.57	0.26	1062201
1062203	57	0.11	6221.49	0.09	1062203
1063301	204	0.40	10085.67	0.14	1063301
1063303	47	0.09	4182.26	0.06	1063303
1063306	39	0.08	1484.74	0.02	1063306
1080401	187	0.37	8294.34	0.11	1080401
1080403	62	0.12	4006.26	0.06	1080403
1080501	224	0.44	5624.90	0.08	1080501
1080503	79	0.16	2907.10	0.04	1080503
1080601	197	0.39	9060.61	0.12	1080601
1080603	68	0.13	5058.97	0.07	1080603
1135001	51	0.10	7970.77	0.11	1135001
1135003	21	0.04	3545.98	0.05	1135003
1135006	39	0.08	9220.12	0.13	1135006
1621503	58	0.11	2776.18	0.04	1621503
1621506	146	0.29	6985.68	0.10	1621506
1713901	221	0.44	9052.97	0.12	1713901
1713903	46	0.09	2714.37	0.04	1713903
1713906	34	0.07	1425.11	0.02	1713906
1900101	1340	2.64	137762.30	1.89	1900101
1900103	70	0.14	10429.61	0.14	1900103
1900106	55	0.11	7439.10	0.10	1900106
1900201	1214	2.40	87765.90	1.21	1900201
1900203	80	0.16	9091.78	0.13	1900203
1900206	138	0.27	14052.91	0.19	1900206
1900301	1487	2.93	104426.80	1.44	1900301
1900303	128	0.25	14172.24	0.19	1900303
1900306	118	0.23	11281.90	0.16	1900306
1900401	1292	2.55	42502.46	0.58	1900401
1900403	212	0.42	13372.84	0.18	1900403
1900406	31	0.06	1685.76	0.02	1900406
2900102	491	0.97	90598.82	1.25	2900102
2900105	865	1.71	196085.30	2.70	2900105
2900202	324	0.64	82689.27	1.14	2900202
2900205	1027	2.03	290805.20	4.00	2900205
2900302	563	1.11	71741.99	0.99	2900302
2900305	953	1.88	143169.00	1.97	2900305
2900405	279	0.55	2027.33	0.03	2900405
3900104	1019	2.01	89596.44	1.23	3900104
3900107	1633	3.22	520047.00	7.15	3900107
3900204	883	1.74	57827.87	0.80	3900204
3900207	1530	3.02	413485.40	5.69	3900207
3900304	958	1.89	58170.92	0.80	3900304
3900307	1618	3.19	365491.20	5.03	3900307

3900404	669	1.32	11260.89	0.15	3900404
3900407	1141	2.25	46478.94	0.64	3900407
6900199	1091	2.15	559735.20	7.70	6900199
6900299	1153	2.27	714262.00	9.82	6900299
6900399	1115	2.20	579711.90	7.97	6900399

**CACSMPL -
Catchment area**

Value	Unweighted		Weighted		Formatted Value
	Count	Percent	Count	Percent	
1	665	1.31	13900.38	0.19	Redstone Ars/Ft McClellan
3	231	0.46	12614.88	0.17	Ft. Rucker
4	270	0.53	11901.69	0.16	Maxwell AFB
5	240	0.47	29283.72	0.40	Ft Wainwright
6	279	0.55	32914.48	0.45	Elmendorf AFB/Ft Wainwright
8	218	0.43	10259.14	0.14	Ft. Huachuca
9	247	0.49	21568.91	0.30	Luke AFB
10	259	0.51	16854.51	0.23	Davis-Monthan AFB
14	689	1.36	91541.67	1.26	Travis AFB
19	794	1.57	17284.02	0.24	Edwards AFB
24	400	0.79	116195.60	1.60	NH Camp Pendleton/Ft Irwin
26	290	0.57	6400.45	0.09	Port Hueneme
28	323	0.64	27695.46	0.38	NH LeMoore
29	587	1.16	137478.80	1.89	NMC San Diego
30	177	0.35	24868.25	0.34	NH 29-Palms
32	265	0.52	68466.24	0.94	Evans ACH-Ft. Carson
33	303	0.60	27317.95	0.38	USAF Acad. Hospital
37	483	0.95	61417.41	0.84	Walter Reed AMC
38	367	0.72	76857.14	1.06	NH Pensacola
39	582	1.15	114785.50	1.58	NH Jacksonville/Key West
42	353	0.70	56458.35	0.78	Eglin AFB
43	557	1.10	24113.00	0.33	Tyndall AFB
45	282	0.56	22377.79	0.31	MacDill AFB
46	259	0.51	10916.88	0.15	Patrick AFB
47	273	0.54	57222.72	0.79	Ft. Gordon
48	185	0.37	53026.77	0.73	Ft. Benning
49	228	0.45	65030.65	0.89	Ft. Stewart
51	239	0.47	13070.20	0.18	Robins AFB
52	326	0.64	84017.63	1.16	Tripler AMC
53	254	0.50	10702.39	0.15	Mountain Home AFB
55	306	0.60	18825.10	0.26	Scott AFB
56	273	0.54	11763.55	0.16	NH Great Lakes
57	241	0.48	35465.68	0.49	Ft. Riley
58	540	1.07	20273.85	0.28	Ft. Leavenworth
60	226	0.45	73696.41	1.01	Ft. Campbell
61	283	0.56	50648.12	0.70	Ft. Knox
62	274	0.54	13150.68	0.18	Barksdale AFB
64	187	0.37	21150.80	0.29	Ft. Polk
66	665	1.31	82824.54	1.14	Andrews AFB

67	465	0.92	83846.67	1.15	NNMC Bethesda
68	306	0.60	6499.37	0.09	NH Patuxent River
69	522	1.03	43416.71	0.60	Ft. Meade
73	272	0.54	34786.91	0.48	Keesler AFB
75	185	0.37	30261.74	0.42	Ft. Leonard Wood
78	371	0.73	26744.26	0.37	Offutt AFB
79	329	0.65	62966.56	0.87	Nellis AFB
83	328	0.65	17175.81	0.24	Kirtland AFB
86	290	0.57	36921.14	0.51	West Point
89	449	0.89	141991.90	1.95	Ft. Bragg
91	306	0.60	104426.90	1.44	NH Camp Lejeune
92	193	0.38	10706.49	0.15	NH Cherry Point
95	361	0.71	47476.04	0.65	Wright Patterson AFB
96	518	1.02	29341.27	0.40	Tinker AFB
98	279	0.55	43226.27	0.59	Ft. Sill
101	272	0.54	11010.61	0.15	Shaw AFB
103	349	0.69	20899.93	0.29	NH Charleston
104	191	0.38	24666.05	0.34	NH Beaufort
105	273	0.54	53816.05	0.74	Ft. Jackson
108	296	0.58	59536.51	0.82	Ft. Bliss
109	377	0.74	79932.36	1.10	Brooke AMC-Ft. Sam Houston
110	309	0.61	129345.40	1.78	Ft. Hood
112	502	0.99	15004.21	0.21	Dyess AFB
113	260	0.51	9917.38	0.14	Laughlin AFB/Sheppard AFB
117	232	0.46	38295.16	0.53	Lackland AFB
118	272	0.54	12540.53	0.17	NH Corpus Christi
119	511	1.01	20531.69	0.28	Hill AFB
120	493	0.97	76601.26	1.05	Langley AFB
121	214	0.42	18463.25	0.25	Ft. Eustis
122	206	0.41	14699.41	0.20	Ft. Lee
123	449	0.89	107730.30	1.48	Ft. Belvoir
124	618	1.22	187031.30	2.57	NMC Portsmouth
125	475	0.94	137472.90	1.89	Madigan AMC-Ft. Lewis
126	295	0.58	43551.15	0.60	NH Bremerton
127	269	0.53	20941.67	0.29	NH Oak Harbor
128	256	0.51	9635.80	0.13	Fairchild AFB
129	708	1.40	32946.98	0.45	F.E. Warren AFB
131	181	0.36	10116.09	0.14	Ft. Irwin
231	313	0.62	9947.61	0.14	NBHC Nas North Island
252	285	0.56	17291.54	0.24	Peterson AFB
280	308	0.61	18291.48	0.25	Pearl Harbor
321	351	0.69	9220.30	0.13	NACC Portsmouth NH
330	163	0.32	26330.35	0.36	Ft. Drum
366	239	0.47	15417.11	0.21	Randolph AFB
378	250	0.49	13762.00	0.19	Ft. Ritchie
385	248	0.49	15622.01	0.21	NMCL Quantico
387	240	0.47	9497.49	0.13	Virginia Beach
405	250	0.49	8415.83	0.12	NBHC Mayport
407	261	0.51	10250.70	0.14	NBHC Ntc San Diego
508	410	0.81	15996.64	0.22	Norfolk
606	237	0.47	19012.27	0.26	Heidelberg Meddac
607	242	0.48	31217.27	0.43	Landstuhl
609	331	0.65	37093.89	0.51	Wuerzburg
612	263	0.52	21752.67	0.30	Seoul
615	76	0.15	2721.25	0.04	NH Guantanamo Bay

617	357	0.70	14165.34	0.19	Naples
620	422	0.83	16832.57	0.23	Agana
621	228	0.45	20070.65	0.28	Okinawa
622	357	0.70	26566.69	0.37	NH Yokosuka/other Asian
633	317	0.63	16365.97	0.23	RAF Lakenheath/other Europe
640	629	1.24	24099.03	0.33	Yokota AB
804	249	0.49	12300.60	0.17	Kadena AFB
806	568	1.12	22651.58	0.31	Spangdahlem/Ramstein AFB
1350	295	0.58	34029.45	0.47	37th Med Group
5191	9	0.02	854.57	0.01	USCG Group St Petersburg Clinic
5195	5	0.01	418.03	0.01	USCG Clinic Detroit
6215	205	0.40	10289.85	0.14	Tricare Outpat-Chula Vista
6223	309	0.61	26623.84	0.37	Naval Health Care New England
9901	4386	8.65	1062262.00	14.61	Out of catchment-north
9902	4540	8.96	1198712.00	16.48	Out of catchment-south
9903	4421	8.72	871515.50	11.98	Out of catchment-west
9904	2118	4.18	133545.90	1.84	Out of catchment-overseas

ENBGSMPL -**Enrollment by beneficiary category**

Value	Unweighted		Weighted		Formatted Value
	Count	Percent	Count	Percent	
01	20680	40.80	1727530.00	23.76	Active Duty
02	1617	3.19	248194.20	3.41	Active Duty fam,Prime,civ PCM
03	5319	10.49	574556.20	7.90	Active Duty fam,Prime,mil PCM
04	3532	6.97	219257.20	3.02	Active Duty fam,non-enrollee
05	2918	5.76	630738.20	8.67	Retired,<65,civ PCM
06	7014	13.84	621661.10	8.55	Retired,<65,mil PCM
07	5922	11.68	1345503.00	18.50	Retired,<65,non-enrollee
08	71	0.14	37759.63	0.52	Retired,65+,civ PCM
09	254	0.50	137768.50	1.89	Retired,65+,mil PCM
10	3029	5.98	1674481.00	23.03	Retired,65+,non-enrollee
11	328	0.65	54511.22	0.75	TRICARE Reserve Select

MPCSMPL - Military personnel category					
Value	Unweighted		Weighted		Formatted Value
	Count	Percent	Count	Percent	
1	35819	70.67	5505975.00	75.72	Enlisted/Unknown
2	13501	26.64	1559107.00	21.44	Officer
3	1364	2.69	206878.20	2.84	Warrant officer

NHFF - Stratum sample size					
Value	Unweighted		Weighted		Formatted Value
	Count	Percent	Count	Percent	
24 -- 1801	50684	100.00	7271960.00	100.00	0--9999

SERVAREA - Service area					
Value	Unweighted		Weighted		Formatted Value
	Count	Percent	Count	Percent	
01	48938	96.56	6749258.00	92.81	Missing
	261	0.51	69063.86	0.95	Serv area1 (Pendleton/San Diego)
02	99	0.20	27782.48	0.38	Serv area2 (Carson/USAF)
03	375	0.74	109881.60	1.51	Serv area3 (DC/Andrews/Bethesda/ Belvoir)
04	151	0.30	48432.91	0.67	Serv area4 (Pensacola/Eglin)
05	75	0.15	22636.61	0.31	Serv area5 (Stewart/Charleston/ Beaufort)
06	68	0.13	22582.27	0.31	Serv area6 (Lejeune/Cherry Point)
07	18	0.04	7384.08	0.10	Serv area7 (Sill/Sheppard)
08	62	0.12	21928.61	0.30	Serv area8 (Shaw/Jackson)
09	128	0.25	44796.67	0.62	Serv area9 (Sam Houston/Lackland)
10	355	0.70	104966.30	1.44	Serv area10 (Langley/Eustis/ Portsmouth)
11	154	0.30	43246.60	0.59	Serv area11 (Lewis/Bremerton/Oak Harbor)

DCATCH - Catchment Area					
Value	Unweighted		Weighted		Formatted Value
	Count	Percent	Count	Percent	
0005	146	0.29	17778.31	0.24	5
0006	320	0.63	39771.29	0.55	6
0014	398	0.79	63078.38	0.87	14
0024	444	0.88	117849.60	1.62	24
0028	274	0.54	25420.58	0.35	28
0029	1465	2.89	175755.90	2.42	29
0030	156	0.31	23540.36	0.32	30
0032	603	1.19	88234.08	1.21	32
0033	130	0.26	12699.30	0.17	33
0037	443	0.87	67677.48	0.93	37
0038	264	0.52	61375.28	0.84	38
0039	660	1.30	104021.90	1.43	39
0042	644	1.27	67908.09	0.93	42
0047	196	0.39	45452.99	0.63	47
0048	185	0.37	52666.01	0.72	48
0049	228	0.45	62446.77	0.86	49
0052	744	1.47	107014.90	1.47	52
0053	235	0.46	9421.36	0.13	53
0057	229	0.45	33253.39	0.46	57
0060	227	0.45	69715.63	0.96	60
0061	231	0.46	43778.32	0.60	61
0064	154	0.30	19209.79	0.26	64
0066	519	1.02	60458.28	0.83	66
0067	677	1.34	91876.76	1.26	67
0073	321	0.63	38814.67	0.53	73
0075	172	0.34	29465.84	0.41	75
0079	332	0.66	61243.04	0.84	79
0086	181	0.36	28785.28	0.40	86
0089	432	0.85	136084.80	1.87	89
0091	491	0.97	113484.50	1.56	91
0095	333	0.66	43723.99	0.60	95
0098	186	0.37	35368.56	0.49	98
0104	192	0.38	25881.90	0.36	104
0105	554	1.09	66073.99	0.91	105
0108	216	0.43	49078.38	0.67	108
0109	579	1.14	94360.97	1.30	109
0110	319	0.63	125843.20	1.73	110
0117	486	0.96	65877.11	0.91	117
0120	574	1.13	81932.87	1.13	120
0123	695	1.37	115809.80	1.59	123
0124	1599	3.15	229065.00	3.15	124
0125	500	0.99	133277.50	1.83	125
0126	257	0.51	39698.62	0.55	126
0127	267	0.53	21213.65	0.29	127
0131	148	0.29	9052.79	0.12	131
0606	71	0.14	5949.35	0.08	606
0607	460	0.91	36406.56	0.50	607
0612	231	0.46	20241.52	0.28	612
0615	40	0.08	1455.07	0.02	615

0617	106	0.21	4094.59	0.06	617
0618	50	0.10	2168.75	0.03	618
0620	407	0.80	15859.00	0.22	620
0621	480	0.95	33993.33	0.47	621
0622	278	0.55	19069.52	0.26	622
0624	63	0.12	2405.84	0.03	624
0633	271	0.53	13974.84	0.19	633
0638	232	0.46	9990.05	0.14	638
0639	162	0.32	6075.25	0.08	639
0640	158	0.31	6224.96	0.09	640
0781	27	0.05	6216.87	0.09	781
0782	95	0.19	20264.89	0.28	782
0783	103	0.20	18745.74	0.26	783
0784	637	1.26	70128.74	0.96	784
0785	1155	2.28	148575.50	2.04	785
0786	62	0.12	9462.19	0.13	786
0787	5	0.01	1373.33	0.02	787
0788	220	0.43	33457.97	0.46	788
0789	9	0.02	1623.04	0.02	789
0808	147	0.29	6907.83	0.09	808
0901	1186	2.34	147669.70	2.03	901
0902	82	0.16	9125.59	0.13	902
0904	519	1.02	82418.26	1.13	904
0906	316	0.62	58649.18	0.81	906
0907	230	0.45	40163.21	0.55	907
0908	162	0.32	27930.77	0.38	908
0911	984	1.94	169969.70	2.34	911
0912	33	0.07	7488.63	0.10	912
0914	841	1.66	103217.70	1.42	914
0915	301	0.59	64663.62	0.89	915
0917	498	0.98	58209.52	0.80	917
0918	122	0.24	26703.23	0.37	918
0920	200	0.39	34422.41	0.47	920
0921	387	0.76	35099.06	0.48	921
0922	480	0.95	58913.47	0.81	922
0923	357	0.70	79872.21	1.10	923
0924	354	0.70	57669.77	0.79	924
0925	557	1.10	49527.97	0.68	925
0927	381	0.75	32464.49	0.45	927
0928	419	0.83	46597.39	0.64	928
0929	141	0.28	21920.21	0.30	929
0930	113	0.22	22310.89	0.31	930
0931	353	0.70	61769.12	0.85	931
0932	525	1.04	56200.40	0.77	932
0933	569	1.12	105725.00	1.45	933
0934	592	1.17	137141.30	1.89	934
0935	350	0.69	24104.89	0.33	935
0936	376	0.74	78787.35	1.08	936
0937	610	1.20	88647.25	1.22	937
0938	282	0.56	60375.76	0.83	938
0939	645	1.27	151958.50	2.09	939
0940	160	0.32	18675.46	0.26	940
0941	669	1.32	112729.10	1.55	941
0942	196	0.39	24694.11	0.34	942
0943	516	1.02	116798.60	1.61	943
0945	431	0.85	48853.49	0.67	945
0946	44	0.09	10271.82	0.14	946

0948	640	1.26	80654.04	1.11	948
0950	288	0.57	64492.40	0.89	950
0951	310	0.61	15623.73	0.21	951
0953	674	1.33	40463.06	0.56	953
0957	757	1.49	53036.18	0.73	957
0958	8	0.02	208.41	0.00	958
0959	1	0.00	33.35	0.00	959
0960	50	0.10	6034.43	0.08	960
0961	74	0.15	5453.06	0.07	961
0963	45	0.09	2449.91	0.03	963
0964	45	0.09	1496.00	0.02	964
0965	131	0.26	5592.22	0.08	965
0966	20	0.04	480.71	0.01	966
0967	73	0.14	2490.99	0.03	967
0968	71	0.14	2604.49	0.04	968
0969	4	0.01	238.87	0.00	969
0970	5	0.01	70.28	0.00	970
0971	49	0.10	2609.84	0.04	971
0972	39	0.08	803.34	0.01	972
0973	30	0.06	4762.34	0.07	973
0974	158	0.31	25364.19	0.35	974
0975	29	0.06	1573.94	0.02	975
0976	23	0.05	253.65	0.00	976
0977	140	0.28	4838.58	0.07	977
0978	87	0.17	2210.27	0.03	978
0979	38	0.07	2873.31	0.04	979
0982	96	0.19	1978.46	0.03	982
0983	71	0.14	1944.54	0.03	983
0985	624	1.23	117488.00	1.62	985
0986	1543	3.04	118084.20	1.62	986
0987	1404	2.77	272380.60	3.75	987
0988	337	0.66	37003.77	0.51	988
0989	167	0.33	31104.05	0.43	989
0990	369	0.73	39117.95	0.54	990
0993	2054	4.05	311387.50	4.28	993
0994	3	0.01	796.95	0.01	994
0995	77	0.15	19932.05	0.27	995
0996	404	0.80	71247.21	0.98	996
0999	890	1.76	91837.78	1.26	999

MSM - Multiple service market areas					
Value	Unweighted Count	Percent	Weighted Count	Percent	Formatted Value
	42048	82.96	5929415.00	81.54	No MSM
01	2289	4.52	291225.50	4.00	National Capital Area
02	976	1.93	202090.50	2.78	Tidewater, VA
03	283	0.56	74654.65	1.03	Ft Bragg/Pope AFB, NC
04	158	0.31	10814.41	0.15	Naval Hosp Charleston/Charleston AFB, SC
05	539	1.06	63991.49	0.88	Ft Jackson/Shaw AFB, SC
06	321	0.63	41844.86	0.58	Mississippi Delta
07	793	1.56	128875.10	1.77	San Antonio, TX
08	832	1.64	92598.81	1.27	Colorado Springs, CO
09	698	1.38	166465.40	2.29	San Diego, CA
10	741	1.46	147890.30	2.03	Puget Sound, WA
11	553	1.09	66612.93	0.92	Hawaii
12	323	0.64	40760.07	0.56	Anchorage, Alaska
13	130	0.26	14720.24	0.20	Fairbanks, Alaska

D_FAC - Facility type code					
Value	Unweighted Count	Percent	Weighted Count	Percent	Formatted Value
CLINIC	21936	43.28	1657158.00	22.79	Clinic
HOSP	13280	26.20	2348019.00	32.29	Hospital
NONCAT	15280	30.15	3260122.00	44.83	State/country non- catchment areas
TGRO	188	0.37	6660.26	0.09	TRICARE Global Remote Overseas program

D_HEALTH - Health service region					
Value	Unweighted Count	Percent	Weighted Count	Percent	Formatted Value
00	663	1.31	71899.18	0.99	No region
13	2528	4.99	152303.30	2.09	Europe
14	2388	4.71	128960.30	1.77	Pacific
15	832	1.64	46595.31	0.64	Latin America & Canada
17	13471	26.58	2361222.00	32.47	TNEX Region North
18	14374	28.36	2323896.00	31.96	TNEX Region South
19	16428	32.41	2187083.00	30.08	TNEX Region West

TNEXREG - TRICARE next generation of contracts region grouping					
Value	Unweighted		Weighted		Formatted Value
	Count	Percent	Count	Percent	
N	13396	26.43	2356640.00	32.41	North
O	6245	12.32	354955.00	4.88	Other
S	14432	28.47	2345244.00	32.25	South
W	16611	32.77	2215121.00	30.46	West

SERVAFF - Service affiliation					
Value	Unweighted		Weighted		Formatted Value
	Count	Percent	Count	Percent	
	98	0.19	29532.27	0.41	Missing/unknown
A	8474	16.72	1510811.00	20.78	Army
C	534	1.05	46972.80	0.65	Coast Guard
F	16027	31.62	1179317.00	16.22	Air Force
J	226	0.45	5012.12	0.07	Administrative
M	6773	13.36	1236945.00	17.01	Support Contractor
N	9990	19.71	1147073.00	15.77	Navy
S	8168	16.12	2003376.00	27.55	Noncatchment
T	394	0.78	112920.30	1.55	USTF

MRTLSTAT - Marital status					
Value	Unweighted		Weighted		Formatted Value
	Count	Percent	Count	Percent	
	12724	25.10	2415717.00	33.22	Missing
A	4	0.01	152.19	0.00	Annulled
D	2229	4.40	241833.30	3.33	Divorced
I	1	0.00	70.90	0.00	Interlocutory
L	30	0.06	3141.57	0.04	Legally separated
M	24837	49.00	3094892.00	42.56	Married
N	5417	10.69	686968.30	9.45	Never Married
W	130	0.26	38028.96	0.52	Widow(er)
Z	5312	10.48	791154.80	10.88	Unknown

RACEETHN - Race/Ethnic code					
Value	Unweighted Count	Percent	Weighted Count	Percent	Formatted Value
	18974	37.44	3753243.00	51.61	Missing
A	394	0.78	38562.28	0.53	American Indian or Alaskan Native
B	2055	4.05	221033.20	3.04	Asian or Pacific Islander
C	3793	7.48	401819.70	5.53	Black(not Hispanic)
D	20221	39.90	2045132.00	28.12	White(not Hispanic)
E	2085	4.11	217749.60	2.99	Hispanic
X	600	1.18	50727.83	0.70	Other
Z	2562	5.05	543692.00	7.48	Unknown

PNSEXCD - Person gender					
Value	Unweighted Count	Percent	Weighted Count	Percent	Formatted Value
F	23195	45.76	3615435.00	49.72	Female
M	27484	54.23	3654663.00	50.26	Male
Z	5	0.01	1861.23	0.03	Unknown

DAGEQY - Age at time of data collection					
Value	Unweighted Count	Percent	Weighted Count	Percent	Formatted Value
	1	0.00	25.10	0.00	Missing data
017	27	0.05	7858.79	0.11	017
018 -- 034	17370	34.27	2325099.00	31.97	018--034
035 -- 044	11735	23.15	947975.10	13.04	035--044
045 -- 054	9063	17.88	826679.80	11.37	045--054
055 -- 064	9126	18.01	1310508.00	18.02	055--064
065 -- 074	1872	3.69	1034474.00	14.23	065--074
075 -- 099	1490	2.94	819340.60	11.27	075 yrs and older

FIELDAGE - Age at start of fielding period					
Value	Unweighted		Weighted		Formatted Value
	Count	Percent	Count	Percent	
.	1	0.00	25.10	0.00	Missing data
017	20	0.04	5925.15	0.08	17
018 -- 034	17121	33.78	2303168.00	31.67	18—34
035 -- 044	11718	23.12	941202.80	12.94	35—44
045 -- 054	9149	18.05	836203.70	11.50	45—54
055 -- 064	9119	17.99	1299180.00	17.87	55—64
065 -- 074	2025	4.00	1043782.00	14.35	65—74
075 -- 099	1531	3.02	842472.90	11.59	75 yrs and older

PCM - Primary manager code (civilian or military)					
Value	Unweighted		Weighted		Formatted Value
	Count	Percent	Count	Percent	
	12853	25.36	3280577.00	45.11	Missing/Unknown/NA
CIV	6315	12.46	1026308.00	14.11	TRICARE enrollee w/civ PCM
MTF	31516	62.18	2965075.00	40.77	TRICARE enrollee w/mil PCM

ACV - Alternate care value					
Value	Unweighted		Weighted		Formatted Value
	Count	Percent	Count	Percent	
A	15017	29.63	1131776.00	15.56	Active Duty Prime
B	185	0.37	6028.71	0.08	TRICARE Global Remote
E	15560	30.70	1955746.00	26.89	Overseas Prime Act
F	219	0.43	3146.61	0.04	Non-Active Duty Prime
G	564	1.11	153553.30	2.11	TRICARE Global Remote
H	2809	5.54	161907.40	2.23	Overseas Prime ADF
J	624	1.23	61398.24	0.84	TRICARE Plus
L	22	0.04	3417.16	0.05	(CHAMPUS/TFL Eligible)
M	1280	2.53	192601.70	2.65	TRICARE Overseas
Q	907	1.79	182362.50	2.51	Prime AD
R	328	0.65	54511.22	0.75	TRICARE Overseas
U	316	0.62	84934.07	1.17	Prime ADFM
Z	12853	25.36	3280577.00	45.11	TRICARE Plus (w/o
					civilian healthcare)
					AD not reported as
					enrolled
					Active Duty enrolled to
					Op Forces
					TRICARE Reserve Select
					USFHP/USTF
					Not enrolled in TRICARE
					Prime or USFHP

DBENCAT - Beneficiary category					
Value	Unweighted		Weighted		Formatted Value
	Count	Percent	Count	Percent	
ACT	16923	33.39	1435924.00	19.75	Active Duty
DA	7981	15.75	835150.80	11.48	Dependent of Active Duty
DGR	2002	3.95	173683.00	2.39	Dependent of
DR	8292	16.36	1894041.00	26.05	Guard/Reserve
DS	1306	2.58	482112.20	6.63	Dependent of Retiree
GRD	3310	6.53	245192.80	3.37	Survivor
IDG	607	1.20	52186.98	0.72	Guard/Reserve
IGR	652	1.29	81825.20	1.13	Dependent of Inactive
OTH	30	0.06	15684.98	0.22	Guard
RET	9581	18.90	2056159.00	28.28	Inactive Guard/Reserve
					Other
					Retiree

DMEDELG - Medical privilege code					
Value	Unweighted		Weighted		Formatted Value
	Count	Percent	Count	Percent	
1	20490	40.43	1701041.00	23.39	Direct Care Only
2	24760	48.85	3425240.00	47.10	Direct Care and CHAMPUS
5	728	1.44	70485.70	0.97	Transitional Direct Care and CHAMPUS
7	3403	6.71	1832647.00	25.20	Direct Care and Medicare
A	1127	2.22	226953.00	3.12	Unknown
C	176	0.35	15593.06	0.21	No Direct Care but CHAMPUS Eligible

DSPONSVC - Derived sponsor branch of service					
Value	Unweighted		Weighted		Formatted Value
	Count	Percent	Count	Percent	
A	16413	32.38	2867444.00	39.43	Army
C	1400	2.76	169132.60	2.33	Coast Guard
F	18060	35.63	2049656.00	28.19	Air Force
M	2909	5.74	527220.50	7.25	Marine Corps
N	9467	18.68	1424156.00	19.58	Navy
V	2088	4.12	209679.00	2.88	Navy Afloat
X	347	0.68	24672.68	0.34	Other

MBRRELCD - Member relationship code					
Value	Unweighted		Weighted		Formatted Value
	Count	Percent	Count	Percent	
	9	0.02	2091.64	0.03	Missing
A	30700	60.57	3876771.00	53.31	Self
B	17100	33.74	2526452.00	34.74	Spouse
C	1433	2.83	385427.40	5.30	Child or stepchild
D	1	0.00	678.54	0.01	Ward (not court ordered)
E	7	0.01	2885.06	0.04	Ward (court ordered)
F	179	0.35	9786.10	0.13	Dependent parent or stepparent
G	1254	2.47	467829.50	6.43	Surviving spouse
H	1	0.00	39.30	0.00	Former spouse (20/20/20)

MEDTYPE - Medicare type					
Value	Unweighted Count	Percent	Weighted		Formatted Value
			Count	Percent	
A	179	0.35	64492.95	0.89	Eligible for Medicare A
B	4	0.01	1384.82	0.02	Eligible for Medicare B
C	4114	8.12	1948670.00	26.80	Medicare A and Medicare B
N	46387	91.52	5257412.00	72.30	No Medicare eligibility

PATCAT - Aggregated beneficiary category					
Value	Unweighted Count	Percent	Weighted		Formatted Value
			Count	Percent	
ACTDTY	20885	41.21	1762942.00	24.24	Active Duty and Guard/Reserve
DEPACT	10590	20.89	1061021.00	14.59	Dependent of Active Duty & Guard/Reserve
NADD65+	3354	6.62	1850009.00	25.44	Retiree/Depend of Retir/Surviv/Other 65+
NADD<65	15855	31.28	2597988.00	35.73	Retiree/Depend of Retir/Surviv/Other <65

PNTYPECD - Person type code					
Value	Unweighted Count	Percent	Weighted		Formatted Value
			Count	Percent	
D	19984	39.43	3395189.00	46.69	Dependent
S	30700	60.57	3876771.00	53.31	Sponsor

PNLCATCD - Personnel category code (duty status)					
Value	Unweighted		Weighted		Formatted Value
	Count	Percent	Count	Percent	
A	24790	48.91	2285171.00	31.42	Active Duty
C	4	0.01	785.35	0.01	DoD civil service
E	6	0.01	1316.99	0.02	DoD contractor
F	7	0.01	2305.88	0.03	Former member of Reserve Service
J	235	0.46	28049.90	0.39	Academy student
N	3699	7.30	319556.90	4.39	National Guard
Q	17	0.03	4480.48	0.06	Reserve retiree
R	18828	37.15	4342799.00	59.72	Retired
V	2879	5.68	236670.90	3.25	Reserve
W	219	0.43	50822.96	0.70	DoD Benfcry based on prior spnsr's elgbl

H09001 - Are you the person listed on envelope					
Value	Unweighted		Weighted		Formatted Value
	Count	Percent	Count	Percent	
.	639	1.26	139468.80	1.92	Did not answer
1	49916	98.48	7106382.00	97.72	Yes
2	129	0.25	26109.14	0.36	No

H09002A - Health plan(s) covered: TRICARE Prime					
Value	Unweighted		Weighted		Formatted Value
	Count	Percent	Count	Percent	
1	35007	69.07	3515222.00	48.34	Marked
2	15677	30.93	3756738.00	51.66	Not marked

H09002C - Health plan(s) covered: TRICARE Ext/Std					
Value	Unweighted		Weighted		Formatted Value
	Count	Percent	Count	Percent	
1	6637	13.09	1108295.00	15.24	Marked
2	44047	86.91	6163665.00	84.76	Not marked

H09002F - Health plan(s) covered: Medicare					
Value	Unweighted Count	Percent	Weighted Count	Percent	Formatted Value
1	4437	8.75	1925201.00	26.47	Marked
2	46247	91.25	5346759.00	73.53	Not marked

H09002G - Health plan(s) covered: FEHBP					
Value	Unweighted Count	Percent	Weighted Count	Percent	Formatted Value
1	1153	2.27	225578.70	3.10	Marked
2	49531	97.73	7046381.00	96.90	Not marked

H09002H - Health plan(s) covered: Medicaid					
Value	Unweighted Count	Percent	Weighted Count	Percent	Formatted Value
1	266	0.52	80641.55	1.11	Marked
2	50418	99.48	7191318.00	98.89	Not marked

H09002I - Health plan(s) covered: Civilian HMO					
Value	Unweighted Count	Percent	Weighted Count	Percent	Formatted Value
1	1024	2.02	196102.90	2.70	Marked
2	49660	97.98	7075857.00	97.30	Not marked

H09002J - Health plan(s) covered: Other civilian					
Value	Unweighted Count	Percent	Weighted Count	Percent	Formatted Value
1	4542	8.96	861266.50	11.84	Marked
2	46142	91.04	6410693.00	88.16	Not marked

H09002K - Health plan(s) covered: USFHP					
Value	Unweighted Count	Percent	Weighted Count	Percent	Formatted Value
1	421	0.83	86458.57	1.19	Marked
2	50263	99.17	7185501.00	98.81	Not marked

H09002L - Health plan(s) covered: Not sure					
Value	Unweighted Count	Percent	Weighted Count	Percent	Formatted Value
1	3761	7.42	532844.80	7.33	Marked
2	46923	92.58	6739115.00	92.67	Not marked

H09002M - Health plan(s) covered: Veterans					
Value	Unweighted Count	Percent	Weighted Count	Percent	Formatted Value
1	2769	5.46	526351.70	7.24	Marked
2	47915	94.54	6745608.00	92.76	Not marked

H09002N - Health plan(s) covered: TRICARE Plus					
Value	Unweighted Count	Percent	Weighted Count	Percent	Formatted Value
1	769	1.52	105041.60	1.44	Marked
2	49915	98.48	7166918.00	98.56	Not marked

H09002O - Health plan(s) covered: TRICARE For Life					
Value	Unweighted Count	Percent	Weighted Count	Percent	Formatted Value
1	4326	8.54	1851412.00	25.46	Marked
2	46358	91.46	5420548.00	74.54	Not marked

H09002P - Health plan(s) covered: TRICARE Supplemental Insurance					
Value	Unweighted Count	Percent	Weighted Count	Percent	Formatted Value
1	500	0.99	103371.70	1.42	Marked
2	50184	99.01	7168588.00	98.58	Not marked

H09002Q - Health plan(s) covered: TRICARE Reserve Select					
Value	Unweighted Count	Percent	Weighted Count	Percent	Formatted Value
1	864	1.70	108095.00	1.49	Marked
2	49820	98.30	7163865.00	98.51	Not marked

H09002R - Health plan(s) covered: Other Non-US government health insurance					
Value	Unweighted Count	Percent	Weighted Count	Percent	Formatted Value
1	293	0.58	19741.17	0.27	Marked
2	50391	99.42	7252219.00	99.73	Not marked

H09003 -**Which health plan did you use most in the past 12 months?**

Value	Unweighted		Weighted		Formatted Value
	Count	Percent	Count	Percent	
.	245	0.48	48917.83	0.67	Did not answer
D	1440	2.84	203474.30	2.80	Not sure
N	1640	3.24	220273.90	3.03	Didn't use any health plan in past year
1	32486	64.10	3220595.00	44.29	TRICARE Prime
3	4193	8.27	649101.00	8.93	TRICARE Extra or Standard (CHAMPUS)
4	3185	6.28	1550092.00	21.32	Medicare
5	750	1.48	140147.10	1.93	Federal Employees Health Benefit Program
6	123	0.24	29396.29	0.40	Medicaid
7	830	1.64	168139.20	2.31	A civilian HMO
8	3336	6.58	600375.10	8.26	Other civilian health insurance
9	245	0.48	59644.67	0.82	Uniformed Services Family Health Plan
10	1106	2.18	235341.50	3.24	The Veterans Administration
11	394	0.78	62061.73	0.85	TRICARE Plus
12	482	0.95	65593.05	0.90	TRICARE Reserve Select
13	229	0.45	18806.76	0.26	Govmnt health insrnc frm Non-US cntry

H09004 -**Months or years in a row with health plan**

Value	Unweighted		Weighted		Formatted Value
	Count	Percent	Count	Percent	
.	1426	2.81	325865.00	4.48	Did not answer
C	152	0.30	26433.32	0.36	Should be skipped
N	1488	2.94	193840.60	2.67	Valid skip
1	1083	2.14	148706.30	2.04	Less than 6 months
2	3386	6.68	473981.80	6.52	6 up to 12 months
3	4439	8.76	634676.50	8.73	12 up to 24 months
4	9880	19.49	1473662.00	20.26	2 up to 5 years
5	10676	21.06	1508464.00	20.74	5 up to 10 years
6	18154	35.82	2486330.00	34.19	10 or more years

H09005 - In last year: facility used most for health care					
Value	Unweighted Count	Percent	Weighted Count	Percent	Formatted Value
.	164	0.32	33186.86	0.46	Did not answer
1	27636	54.53	2574686.00	35.41	A military facility
2	18982	37.45	3970927.00	54.61	A civilian facility
3	210	0.41	54867.25	0.75	Uniformed Services Fam Health Plan facil
4	1486	2.93	305221.20	4.20	Veterans Affairs (VA) clinic or hospital
5	2206	4.35	333071.30	4.58	Went to none of listed types of facility

H09006 - In last year: have illness/injury/condition that needed care right away					
Value	Unweighted Count	Percent	Weighted Count	Percent	Formatted Value
.	13580	26.79	1873222.00	25.76	Did not answer
1	15798	31.17	2353102.00	32.36	Yes
2	21306	42.04	3045635.00	41.88	No

H09007 - In last year: how often got care as soon as you believed you need it					
Value	Unweighted Count	Percent	Weighted Count	Percent	Formatted Value
.	14543	28.69	2061421.00	28.35	Did not answer
C	1278	2.52	251550.80	3.46	Should be skipped
N	20028	39.52	2794084.00	38.42	Didn't need care right away in past year
1	627	1.24	78903.52	1.09	Never
2	2325	4.59	281715.60	3.87	Sometimes
3	3766	7.43	522254.40	7.18	Usually
4	8117	16.01	1282030.00	17.63	Always

H09008 -**In last year: wait between trying to get care and actually seeing a provider for an illness or injury**

Value	Unweighted		Weighted		Formatted Value
	Count	Percent	Count	Percent	
.	14522	28.65	2052912.00	28.23	Did not answer
C	1272	2.51	250749.40	3.45	Should be skipped
N	20034	39.53	2794885.00	38.43	Didn't need care right away in past year
1	8806	17.37	1369112.00	18.83	Same day
2	2090	4.12	292416.30	4.02	1 day
3	1127	2.22	153342.00	2.11	2 days
4	701	1.38	87184.84	1.20	3 days
5	1116	2.20	142253.00	1.96	4 to 7 days
6	522	1.03	67272.74	0.93	8 to 14 days
7	494	0.97	61831.38	0.85	15 days or longer

H09009 -**In last year: made appointments for non-urgent health care**

Value	Unweighted		Weighted		Formatted Value
	Count	Percent	Count	Percent	
.	13535	26.70	1860532.00	25.59	Did not answer
1	30919	61.00	4591916.00	63.15	Yes
2	6230	12.29	819511.40	11.27	No

H09010 -**In last year: how often got appointments for non-urgent health care as soon as you wanted**

Value	Unweighted		Weighted		Formatted Value
	Count	Percent	Count	Percent	
.	15166	29.92	2207033.00	30.35	Did not answer
C	335	0.66	62934.26	0.87	Should be skipped
N	5895	11.63	756577.20	10.40	Didn't have appointment in past year
1	1277	2.52	151663.90	2.09	Never
2	5694	11.23	649257.00	8.93	Sometimes
3	9588	18.92	1291240.00	17.76	Usually
4	12729	25.11	2153255.00	29.61	Always

H09011 -**In last year: days between making an appointment for regular or routine care and actually seeing a provider**

Value	Unweighted		Weighted		Formatted Value
	Count	Percent	Count	Percent	
.	15191	29.97	2219118.00	30.52	Did not answer
C	348	0.69	61646.96	0.85	Should be skipped
N	5882	11.61	757864.50	10.42	Didn't have an appointment in past year
1	2934	5.79	491700.10	6.76	Same day
2	3204	6.32	488538.20	6.72	1 day
3	6587	13.00	998027.00	13.72	2 to 3 days
4	6749	13.32	950628.10	13.07	4 to 7 days
5	5422	10.70	683685.20	9.40	8 to 14 days
6	3359	6.63	445229.00	6.12	15 to 30 days
7	1008	1.99	175522.60	2.41	31 days or longer

H09012 -**In last year: times went to an emergency room for own care**

Value	Unweighted		Weighted		Formatted Value
	Count	Percent	Count	Percent	
.	13706	27.04	1900605.00	26.14	Did not answer
1	27088	53.44	3865835.00	53.16	None
2	6331	12.49	946214.20	13.01	1 time
3	2177	4.30	334873.80	4.61	2 times
4	801	1.58	125901.10	1.73	3 times
5	332	0.66	55399.30	0.76	4 times
6	213	0.42	36972.56	0.51	5 to 9 times
7	36	0.07	6159.16	0.08	10 or more times

H09013 -**In last year: times went to a doctors office or clinic for yourself (not counting times went to an emergency room)**

Value	Unweighted		Weighted		Formatted Value
	Count	Percent	Count	Percent	
.	13626	26.88	1887209.00	25.95	Did not answer
1	5193	10.25	691735.40	9.51	None
2	4337	8.56	563552.80	7.75	1 time
3	6243	12.32	867228.60	11.93	2 times
4	5788	11.42	787913.90	10.83	3 times
5	4957	9.78	753531.30	10.36	4 times
6	7132	14.07	1150958.00	15.83	5 to 9 times
7	3408	6.72	569830.30	7.84	10 or more times

H09014 -**In last year: how often talk to doctor or other health care provider about illness prevention**

Value	Unweighted		Weighted		Formatted Value
	Count	Percent	Count	Percent	
.	14051	27.72	1974117.00	27.15	Did not answer
C	425	0.84	68563.53	0.94	Should be skipped
N	4768	9.41	623171.90	8.57	Valid skip
1	5514	10.88	711518.50	9.78	Never
2	9957	19.65	1362096.00	18.73	Sometimes
3	8635	17.04	1343345.00	18.47	Usually
4	7334	14.47	1189148.00	16.35	Always

H09015 -**In last year: doctor or other health care provider talked about more than 1 choice for treatment**

Value	Unweighted		Weighted		Formatted Value
	Count	Percent	Count	Percent	
.	14084	27.79	1986149.00	27.31	Did not answer
C	408	0.80	66969.63	0.92	Should be skipped
N	4785	9.44	624765.80	8.59	Valid skip
1	16606	32.76	2462725.00	33.87	Yes
2	14801	29.20	2131351.00	29.31	No

H09016 -**In last year: doctor talked about pros/cons of each treatment/health care choice**

Value	Unweighted		Weighted		Formatted Value
	Count	Percent	Count	Percent	
.	14439	28.49	2060520.00	28.34	Did not answer
C	548	1.08	103551.40	1.42	Should be skipped
N	19446	38.37	2719535.00	37.40	Valid skip
1	9887	19.51	1487770.00	20.46	Definitely yes
2	5451	10.75	770342.00	10.59	Somewhat yes
3	640	1.26	87365.91	1.20	Somewhat no
4	273	0.54	42875.71	0.59	Definitely no

H09017 -

In last year: doctor/health care provider asked which treatment option you thought was best for you when there was more than one choice of treatment

Value	Unweighted		Weighted		Formatted Value
	Count	Percent	Count	Percent	
.	14500	28.61	2073374.00	28.51	Did not answer
C	540	1.07	103592.90	1.42	Should be skipped
N	19454	38.38	2719493.00	37.40	Valid skip
1	8254	16.29	1238668.00	17.03	Definitely yes
2	5738	11.32	825442.70	11.35	Somewhat yes
3	1323	2.61	181547.60	2.50	Somewhat no
4	875	1.73	129841.10	1.79	Definitely no

H09018 -

Rating of all health care in last year

Value	Unweighted		Weighted		Formatted Value
	Count	Percent	Count	Percent	
.	14236	28.09	2011482.00	27.66	Did not answer
C	436	0.86	75095.03	1.03	Should be skipped
N	4757	9.39	616640.40	8.48	I had no visits in the last 12 months
0	193	0.38	23583.09	0.32	0
1	154	0.30	17731.91	0.24	1
2	402	0.79	51725.61	0.71	2
3	727	1.43	85410.28	1.17	3
4	912	1.80	106871.10	1.47	4
5	2463	4.86	300083.90	4.13	5
6	2181	4.30	245884.90	3.38	6
7	4877	9.62	585544.70	8.05	7
8	7466	14.73	988749.80	13.60	8
9	5471	10.79	859609.40	11.82	9
10	6409	12.65	1303548.00	17.93	10

H09019 -

Have one person you think of as your personal doctor

Value	Unweighted		Weighted		Formatted Value
	Count	Percent	Count	Percent	
.	13530	26.69	1858752.00	25.56	Did not answer
1	24441	48.22	4024978.00	55.35	Yes
2	12713	25.08	1388229.00	19.09	No

H09020 -**In last year: number of times visited personal doctor for care for self**

Value	Unweighted		Weighted		Formatted Value
	Count	Percent	Count	Percent	
.	14369	28.35	2069875.00	28.46	Did not answer
C	327	0.65	53151.39	0.73	Should be skipped
N	12386	24.44	1335078.00	18.36	Valid skip
0	2689	5.31	337793.50	4.65	None
1	4029	7.95	565265.70	7.77	1
2	5072	10.01	809680.90	11.13	2
3	3970	7.83	669541.30	9.21	3
4	3223	6.36	587142.10	8.07	4
5	3585	7.07	655330.20	9.01	5 to 9
6	1034	2.04	189102.10	2.60	10 or more

H09021 -**In last year: how often personal doctor listened carefully to you**

Value	Unweighted		Weighted		Formatted Value
	Count	Percent	Count	Percent	
.	14433	28.48	2079196.00	28.59	Did not answer
C	355	0.70	58461.81	0.80	Should be skipped
N	15047	29.69	1667561.00	22.93	I had no visits in the last 12 months
1	271	0.53	35059.15	0.48	Never
2	1672	3.30	231525.90	3.18	Sometimes
3	4572	9.02	712247.70	9.79	Usually
4	14334	28.28	2487908.00	34.21	Always

H09022 -**In last year: how often personal doctor explained things in a way that was easy to understand**

Value	Unweighted		Weighted		Formatted Value
	Count	Percent	Count	Percent	
.	14481	28.57	2086390.00	28.69	Did not answer
C	330	0.65	55253.36	0.76	Should be skipped
N	15072	29.74	1670770.00	22.98	I had no visits in the last 12 months
1	212	0.42	30383.01	0.42	Never
2	1164	2.30	172297.50	2.37	Sometimes
3	4635	9.14	737745.30	10.15	Usually
4	14790	29.18	2519121.00	34.64	Always

H09023 -**In last year: how often your personal doctor showed respect for what you have to say**

Value	Unweighted		Weighted		Formatted Value
	Count	Percent	Count	Percent	
.	14475	28.56	2085049.00	28.67	Did not answer
C	322	0.64	54302.67	0.75	Should be skipped
N	15080	29.75	1671720.00	22.99	I had no visits in the last 12 months
1	286	0.56	37399.44	0.51	Never
2	1188	2.34	165333.50	2.27	Sometimes
3	3900	7.69	615531.90	8.46	Usually
4	15433	30.45	2642623.00	36.34	Always

H09024 -**In last year: how often your personal doctor spent enough time with you**

Value	Unweighted		Weighted		Formatted Value
	Count	Percent	Count	Percent	
.	14463	28.54	2085329.00	28.68	Did not answer
C	317	0.63	54057.85	0.74	Should be skipped
N	15085	29.76	1671965.00	22.99	I had no visits in the last 12 months
1	565	1.11	73858.00	1.02	Never
2	1959	3.87	270885.20	3.73	Sometimes
3	5924	11.69	964043.00	13.26	Usually
4	12371	24.41	2151822.00	29.59	Always

H09025 -**In last year: got care from doctor or other health provider other than personal doctor**

Value	Unweighted		Weighted		Formatted Value
	Count	Percent	Count	Percent	
.	14417	28.44	2080108.00	28.60	Did not answer
C	334	0.66	57580.74	0.79	Should be skipped
N	15068	29.73	1668442.00	22.94	Valid skip
1	15176	29.94	2557267.00	35.17	Yes
2	5689	11.22	908561.80	12.49	No

H09026 -**In last year: how often personal doctor seemed informed and up-to-date about care received from other doctors**

Value	Unweighted		Weighted		Formatted Value
	Count	Percent	Count	Percent	
.	14794	29.19	2154559.00	29.63	Did not answer
C	186	0.37	32195.13	0.44	Should be skipped
N	20905	41.25	2602390.00	35.79	Valid skip
1	1654	3.26	206456.00	2.84	Never
2	2636	5.20	361246.70	4.97	Sometimes
3	4845	9.56	818279.30	11.25	Usually
4	5664	11.18	1096834.00	15.08	Always

H09027 -**Rating of your personal doctor**

Value	Unweighted		Weighted		Formatted Value
	Count	Percent	Count	Percent	
.	14771	29.14	2105729.00	28.96	Did not answer
C	307	0.61	52724.53	0.73	Should be skipped
N	12406	24.48	1335505.00	18.37	Don't have a personal doctor
0	170	0.34	18088.41	0.25	0
1	125	0.25	11630.01	0.16	1
2	209	0.41	28376.23	0.39	2
3	346	0.68	49981.69	0.69	3
4	443	0.87	56697.62	0.78	4
5	1372	2.71	177176.10	2.44	5
6	1022	2.02	134709.20	1.85	6
7	2546	5.02	336823.90	4.63	7
8	4613	9.10	690230.00	9.49	8
9	5259	10.38	857476.30	11.79	9
10	7095	14.00	1416812.00	19.48	10

H09028 -**In last year: tried to make appointment to see a specialist**

Value	Unweighted		Weighted		Formatted Value
	Count	Percent	Count	Percent	
.	13539	26.71	1864071.00	25.63	Did not answer
1	20421	40.29	3164124.00	43.51	Yes
2	16724	33.00	2243765.00	30.86	No

H09029 - In last year: how often it was easy to get appointments with specialists					
Value	Unweighted		Weighted		Formatted Value
	Count	Percent	Count	Percent	
.	14112	27.84	1991882.00	27.39	Did not answer
C	483	0.95	95968.47	1.32	Should be skipped
N	16241	32.04	2147796.00	29.54	Didn't need a specialist
1	1617	3.19	197105.40	2.71	Never
2	3416	6.74	413737.90	5.69	Sometimes
3	6512	12.85	945607.30	13.00	Usually
4	8303	16.38	1479862.00	20.35	Always

H09030 - In last year: how many specialists seen					
Value	Unweighted		Weighted		Formatted Value
	Count	Percent	Count	Percent	
.	13985	27.59	1970258.00	27.09	Did not answer
C	649	1.28	125483.80	1.73	Should be skipped
N	16075	31.72	2118281.00	29.13	Valid skip
0	818	1.61	105087.80	1.45	None
1	9265	18.28	1308624.00	18.00	1 specialist
2	5916	11.67	918730.10	12.63	2
3	2475	4.88	440134.80	6.05	3
4	933	1.84	180577.50	2.48	4
5	568	1.12	104783.60	1.44	5 or more specialists

H09031 - Rating of specialist seen most often in last year					
Value	Unweighted		Weighted		Formatted Value
	Count	Percent	Count	Percent	
.	14076	27.77	1987260.00	27.33	Did not answer
C	330	0.65	69659.41	0.96	Should be skipped
N	17212	33.96	2279193.00	31.34	Didn't see specialist in last 12 months
0	122	0.24	20834.16	0.29	0
1	101	0.20	10168.04	0.14	1
2	209	0.41	25416.92	0.35	2
3	270	0.53	34301.93	0.47	3
4	304	0.60	40042.83	0.55	4
5	874	1.72	118938.70	1.64	5
6	865	1.71	113452.00	1.56	6
7	1976	3.90	258837.10	3.56	7
8	3932	7.76	529642.40	7.28	8
9	4600	9.08	702254.60	9.66	9
10	5813	11.47	1081958.00	14.88	10

H09032 - In last year: tried to get care, tests, or treatment through health plan					
Value	Unweighted		Weighted		Formatted Value
	Count	Percent	Count	Percent	
.	13695	27.02	1892351.00	26.02	Did not answer
1	24943	49.21	3780976.00	51.99	Yes
2	12046	23.77	1598633.00	21.98	No

H09033 - In last year: how often easy to get care, tests, or treatment you thought you needed through health plan					
Value	Unweighted		Weighted		Formatted Value
	Count	Percent	Count	Percent	
.	14275	28.16	2016486.00	27.73	Did not answer
C	319	0.63	50594.70	0.70	Should be skipped
N	11727	23.14	1548038.00	21.29	Didn't need care/tests/treatment
1	923	1.82	109978.20	1.51	Never
2	3211	6.34	358262.60	4.93	Sometimes
3	7633	15.06	992064.00	13.64	Usually
4	12596	24.85	2196536.00	30.21	Always

H09034B - In last year: looked for information in written material or on the Internet about how health plan works					
Value	Unweighted		Weighted		Formatted Value
	Count	Percent	Count	Percent	
.	26769	52.82	3661101.00	50.35	Did not answer
1	7037	13.88	1002195.00	13.78	Yes
2	16878	33.30	2608664.00	35.87	No

H09034 -

In last year: how often written material/Internet provide information you needed about how your plan works

Value	Unweighted		Weighted		Formatted Value
	Count	Percent	Count	Percent	
.	14009	27.64	1946181.00	26.76	Did not answer
C	413	0.81	94748.59	1.30	Should be skipped
N	21004	41.44	3140431.00	43.19	Didn't look for information
1	2617	5.16	349826.90	4.81	Never
2	4268	8.42	519893.80	7.15	Sometimes
3	5290	10.44	720815.40	9.91	Usually
4	3083	6.08	500062.60	6.88	Always

H09035 -

In last year: looked for information from health plan on cost of health care service or equipment

Value	Unweighted		Weighted		Formatted Value
	Count	Percent	Count	Percent	
.	13858	27.34	1916256.00	26.35	Did not answer
1	4959	9.78	798255.30	10.98	Yes
2	31867	62.87	4557448.00	62.67	No

H09036 -

In last year: how often able to find out cost of health care service or equipment from health plan

Value	Unweighted		Weighted		Formatted Value
	Count	Percent	Count	Percent	
.	13959	27.54	1939164.00	26.67	Did not answer
C	774	1.53	157158.60	2.16	Should be skipped
N	31093	61.35	4400290.00	60.51	Didn't need hlth care service/equipmnt
1	997	1.97	170586.20	2.35	Never
2	1073	2.12	149330.20	2.05	Sometimes
3	1365	2.69	207516.50	2.85	Usually
4	1423	2.81	247914.60	3.41	Always

H09037 -**In last year: looked for information from health plan on cost of prescription medications**

Value	Unweighted		Weighted		Formatted Value
	Count	Percent	Count	Percent	
.	13916	27.46	1920921.00	26.42	Did not answer
1	6045	11.93	1091125.00	15.00	Yes
2	30723	60.62	4259913.00	58.58	No

H09038 -**In last year: how often able to find out cost of prescription medications**

Value	Unweighted		Weighted		Formatted Value
	Count	Percent	Count	Percent	
.	14068	27.76	1958275.00	26.93	Did not answer
C	342	0.67	54590.73	0.75	Should be skipped
N	30381	59.94	4205323.00	57.83	Didn't need prescription meds
1	907	1.79	163879.20	2.25	Never
2	989	1.95	145995.40	2.01	Sometimes
3	1635	3.23	265970.90	3.66	Usually
4	2362	4.66	477925.60	6.57	Always

H09039 -**In last year: tried to get information or help from health plan's customer service**

Value	Unweighted		Weighted		Formatted Value
	Count	Percent	Count	Percent	
.	13926	27.48	1920129.00	26.40	Did not answer
1	10228	20.18	1433272.00	19.71	Yes
2	26530	52.34	3918558.00	53.89	No

H09040 -**In last year: how often did customer service give needed information or help**

Value	Unweighted		Weighted		Formatted Value
	Count	Percent	Count	Percent	
.	14365	28.34	2013441.00	27.69	Did not answer
C	731	1.44	160920.20	2.21	Should be skipped
N	25799	50.90	3757638.00	51.67	Didn't call hlth plan's customer service
1	755	1.49	112331.50	1.54	Never
2	1953	3.85	239073.80	3.29	Sometimes
3	2888	5.70	363760.70	5.00	Usually
4	4193	8.27	624794.40	8.59	Always

H09041 - In last year: how often did customer service treat with courtesy and respect					
Value	Unweighted		Weighted		Formatted Value
	Count	Percent	Count	Percent	
.	14278	28.17	1991100.00	27.38	Did not answer
C	828	1.63	178239.20	2.45	Should be skipped
N	25702	50.71	3740319.00	51.43	Didn't call hlth plan's customer service
1	238	0.47	29384.59	0.40	Never
2	975	1.92	115764.90	1.59	Sometimes
3	2506	4.94	312915.20	4.30	Usually
4	6157	12.15	904237.00	12.43	Always

H09042 - In last year: health plan gave forms to fill out					
Value	Unweighted		Weighted		Formatted Value
	Count	Percent	Count	Percent	
.	14006	27.63	1934294.00	26.60	Did not answer
1	10776	21.26	1361358.00	18.72	Yes
2	25902	51.10	3976308.00	54.68	No

H09043 - In last year: how often forms from health plan were easy to fill out					
Value	Unweighted		Weighted		Formatted Value
	Count	Percent	Count	Percent	
.	14191	28.00	1971384.00	27.11	Did not answer
C	934	1.84	198483.30	2.73	Should be skipped
N	24968	49.26	3777825.00	51.95	Didn't have experience with paperwork
1	406	0.80	52817.83	0.73	Never
2	1382	2.73	157953.70	2.17	Sometimes
3	4832	9.53	587973.00	8.09	Usually
4	3971	7.83	525522.80	7.23	Always

H09044 - In last year: sent in any claims to your health plan					
Value	Unweighted		Weighted		Formatted Value
	Count	Percent	Count	Percent	
.	14014	27.65	1923187.00	26.45	Did not answer
D	7027	13.86	903360.80	12.42	Don't know
1	15235	30.06	2629180.00	36.16	Yes
2	14408	28.43	1816233.00	24.98	No

H09045 - In last year: how often health plan handled claims quickly					
Value	Unweighted		Weighted		Formatted Value
	Count	Percent	Count	Percent	
.	14233	28.08	1979694.00	27.22	Did not answer
C	746	1.47	127860.50	1.76	Should be skipped
D	1963	3.87	325467.90	4.48	Don't know
N	20689	40.82	2591733.00	35.64	No claims sent for me in past year
1	568	1.12	71788.87	0.99	Never
2	1391	2.74	186372.00	2.56	Sometimes
3	4678	9.23	806272.50	11.09	Usually
4	6416	12.66	1182771.00	16.26	Always

H09046 - In last year: how often health plan handled claims correctly					
Value	Unweighted		Weighted		Formatted Value
	Count	Percent	Count	Percent	
.	14259	28.13	1983386.00	27.27	Did not answer
C	730	1.44	125083.30	1.72	Should be skipped
D	1956	3.86	315346.30	4.34	Don't know
N	20705	40.85	2594510.00	35.68	No claims sent for me in past year
1	317	0.63	39447.52	0.54	Never
2	1208	2.38	144225.80	1.98	Sometimes
3	4195	8.28	697025.40	9.59	Usually
4	7314	14.43	1372935.00	18.88	Always

H09047 - Rating of all experience with health plan					
Value	Unweighted		Weighted		Formatted Value
	Count	Percent	Count	Percent	
.	14322	28.26	1973242.00	27.13	Did not answer
0	304	0.60	34397.76	0.47	0
1	185	0.37	22048.32	0.30	1
2	388	0.77	48725.22	0.67	2
3	618	1.22	75520.88	1.04	3
4	823	1.62	93875.26	1.29	4
5	3297	6.51	405495.60	5.58	5
6	2664	5.26	314108.50	4.32	6
7	5632	11.11	655999.40	9.02	7
8	8219	16.22	1103218.00	15.17	8
9	6622	13.07	1013393.00	13.94	9
10	7610	15.01	1531935.00	21.07	10

H09048 - Blood pressure: when last reading					
Value	Unweighted		Weighted		Formatted Value
	Count	Percent	Count	Percent	
.	1126	2.22	143254.00	1.97	Did not answer
1	1080	2.13	163822.10	2.25	More than 2 years ago
2	2822	5.57	373754.60	5.14	1 to 2 years ago
3	45656	90.08	6591129.00	90.64	Less than 12 months ago

H09049 - Blood pressure: know if blood pressure is too high or not					
Value	Unweighted		Weighted		Formatted Value
	Count	Percent	Count	Percent	
.	1157	2.28	153538.50	2.11	Did not answer
1	8003	15.79	1342167.00	18.46	Yes, it's too high
2	38424	75.81	5318569.00	73.14	No, it's not too high
3	3100	6.12	457684.50	6.29	Don't know

H09050 - When did you last have a flu shot					
Value	Unweighted		Weighted		Formatted Value
	Count	Percent	Count	Percent	
.	1124	2.22	139174.20	1.91	Did not answer
1	6211	12.25	961521.50	13.22	Never had a flu shot
2	6413	12.65	1006553.00	13.84	More than 2 years ago
3	6314	12.46	902607.50	12.41	1 to 2 years ago
4	30622	60.42	4262103.00	58.61	Less than 12 months ago

H09051 - Smoked at least 100 cigarettes in life					
Value	Unweighted		Weighted		Formatted Value
	Count	Percent	Count	Percent	
.	1074	2.12	136394.60	1.88	Did not answer
D	684	1.35	88537.47	1.22	Don't know
1	19014	37.51	3178359.00	43.71	Yes
2	29912	59.02	3868669.00	53.20	No

H09052 - Smoke everyday, some days, or not at all					
Value	Unweighted		Weighted		Formatted Value
	Count	Percent	Count	Percent	
.	1207	2.38	173744.90	2.39	Did not answer
C	2745	5.42	460859.00	6.34	Should be skipped
D	50	0.10	8989.15	0.12	Don't know
N	27851	54.95	3496347.00	48.08	Valid skip
2	11616	22.92	2071169.00	28.48	Not at all
3	2295	4.53	310590.40	4.27	Some days
4	4920	9.71	750260.20	10.32	Every day

H09053 - Last year: number of visits advised to quit smoking					
Value	Unweighted		Weighted		Formatted Value
	Count	Percent	Count	Percent	
.	1302	2.57	188381.70	2.59	Did not answer
C	2423	4.78	536535.90	7.38	Should be skipped
N	39925	78.77	5522899.00	75.95	I had no visits/didn't smoke, 1st 12 mo
1	1710	3.37	263212.40	3.62	None
2	1421	2.80	199126.60	2.74	1 visit
3	2557	5.04	360212.60	4.95	2 to 4 visits
4	781	1.54	119316.80	1.64	5 to 9 visits
5	565	1.11	82274.32	1.13	10 or more visits

H09054 - Last year: number of visits medication was recommended or discussed to assist with quitting smoking					
Value	Unweighted		Weighted		Formatted Value
	Count	Percent	Count	Percent	
.	1318	2.60	190743.40	2.62	Did not answer
C	2166	4.27	483531.90	6.65	Should be skipped
N	40182	79.28	5575903.00	76.68	I had no visits/didn't smoke, 1st 12 mo
1	3588	7.08	536503.00	7.38	None
2	1304	2.57	190064.50	2.61	1 visit
3	1532	3.02	214036.20	2.94	2 to 4 visits
4	356	0.70	48470.08	0.67	5 to 9 visits
5	238	0.47	32707.20	0.45	10 or more visits

H09055 -**Last year: number of visits recommended or discussed methods and strategies to assist quitting smoking**

Value	Unweighted		Weighted		Formatted Value
	Count	Percent	Count	Percent	
.	1327	2.62	192174.00	2.64	Did not answer
C	1984	3.91	441059.00	6.07	Should be skipped
N	40364	79.64	5618376.00	77.26	I had no visits/didn't smoke, 1st 12 mo
1	3707	7.31	562982.90	7.74	None
2	1272	2.51	181543.40	2.50	1 visit
3	1465	2.89	197417.80	2.71	2 to 4 visits
4	347	0.68	48596.48	0.67	5 to 9 visits
5	218	0.43	29809.83	0.41	10 or more visits

H09056 -**Are you male or female**

Value	Unweighted		Weighted		Formatted Value
	Count	Percent	Count	Percent	
.	1104	2.18	138719.70	1.91	Did not answer
1	26564	52.41	3557623.00	48.92	Male
2	23016	45.41	3575617.00	49.17	Female

H09057 -**Female: Last have a Pap smear test**

Value	Unweighted		Weighted		Formatted Value
	Count	Percent	Count	Percent	
.	802	1.58	157021.60	2.16	Did not answer
C	200	0.39	42576.07	0.59	Should be skipped
N	27089	53.45	3597773.00	49.47	Valid skip
1	606	1.20	108136.80	1.49	Never had a Pap smear test
2	1359	2.68	359044.90	4.94	5 or more years ago
3	903	1.78	179475.00	2.47	More than 3 but less than 5 years ago
4	5718	11.28	894781.50	12.30	1 to 3 years ago
5	14007	27.64	1933151.00	26.58	Within the last 12 months

H09058 - Female: Are you under age 40					
Value	Unweighted Count	Percent	Weighted Count	Percent	Formatted Value
C	479	0.95	106996.60	1.47	Should be skipped
N	26810	52.90	3533352.00	48.59	Valid skip
1	10396	20.51	1300017.00	17.88	Yes
2	12999	25.65	2331594.00	32.06	No

H09059 - Female: Last time breasts checked mammography					
Value	Unweighted Count	Percent	Weighted Count	Percent	Formatted Value
.	616	1.22	140160.20	1.93	Did not answer
C	559	1.10	104952.00	1.44	Should be skipped
N	37126	73.25	4835414.00	66.49	Valid skip
1	762	1.50	97276.34	1.34	Never had a mammogram
2	522	1.03	115923.50	1.59	5 or more years ago
3	877	1.73	164809.60	2.27	More than 2 less than 5 years ago
4	2394	4.72	406421.50	5.59	1 to 2 years ago
5	7828	15.44	1407003.00	19.35	Within the last 12 months

H09060 - Female: Been pregnant in last year or pregnant now					
Value	Unweighted Count	Percent	Weighted Count	Percent	Formatted Value
.	861	1.70	188011.50	2.59	Did not answer
C	116	0.23	25024.85	0.34	Should be skipped
N	27173	53.61	3615324.00	49.72	Valid skip
1	875	1.73	108117.90	1.49	Yes, currently pregnant
2	1695	3.34	213514.00	2.94	No, not currently pregnant but have been
3	19964	39.39	3121967.00	42.93	No, not currently pregnant/have not been

H09061 - Female: In what trimester is your pregnancy					
Value	Unweighted		Weighted		Formatted Value
	Count	Percent	Count	Percent	
.	869	1.71	190517.10	2.62	Did not answer
C	48	0.09	8913.07	0.12	Should be skipped
N	48900	96.48	6966917.00	95.81	Valid skip
1	194	0.38	24734.84	0.34	First trimester
2	343	0.68	39479.75	0.54	Second trimester
3	330	0.65	41397.68	0.57	Third trimester

H09062 - Female: Trimester first received prenatal care					
Value	Unweighted		Weighted		Formatted Value
	Count	Percent	Count	Percent	
.	1034	2.04	216077.60	2.97	Did not answer
C	173	0.34	34752.43	0.48	Should be skipped
N	47274	93.27	6752299.00	92.85	Valid skip
1	119	0.23	14595.74	0.20	Did not receive prenatal care
2	7	0.01	952.56	0.01	Third trimester
3	167	0.33	22569.28	0.31	Second trimester
4	1910	3.77	230713.40	3.17	First trimester

H09063 - In general how would you rate your overall health					
Value	Unweighted		Weighted		Formatted Value
	Count	Percent	Count	Percent	
.	1260	2.49	159284.30	2.19	Did not answer
1	737	1.45	147086.60	2.02	Poor
2	4293	8.47	783680.80	10.78	Fair
3	14814	29.23	2279305.00	31.34	Good
4	19526	38.52	2647113.00	36.40	Very Good
5	10054	19.84	1255491.00	17.26	Excellent

H09064 - Limited in any way in any activities because of any impairment or health problem					
Value	Unweighted Count	Percent	Weighted Count	Percent	Formatted Value
.	1380	2.72	184930.40	2.54	Did not answer
1	14343	28.30	2396985.00	32.96	Yes
2	34961	68.98	4690044.00	64.49	No

H09065 - In last year: seen doctor or other health provider 3 or more times for same condition or problem					
Value	Unweighted Count	Percent	Weighted Count	Percent	Formatted Value
.	14337	28.29	1974612.00	27.15	Did not answer
1	15419	30.42	2462895.00	33.87	Yes
2	20928	41.29	2834453.00	38.98	No

H09066 - Condition lasted for at least 3 months					
Value	Unweighted Count	Percent	Weighted Count	Percent	Formatted Value
.	14668	28.94	2057268.00	28.29	Did not answer
N	20928	41.29	2834453.00	38.98	Valid skip
1	12466	24.60	2005005.00	27.57	Yes
2	2622	5.17	375234.20	5.16	No

H09067 - Need to take medicine prescribed by a doctor					
Value	Unweighted Count	Percent	Weighted Count	Percent	Formatted Value
.	14365	28.34	1981112.00	27.24	Did not answer
1	20224	39.90	3429052.00	47.15	Yes
2	16095	31.76	1861796.00	25.60	No

H09068 - Medicine to treat condition that has lasted for at least 3 months					
Value	Unweighted		Weighted		Formatted Value
	Count	Percent	Count	Percent	
.	14822	29.24	2088612.00	28.72	Did not answer
N	16095	31.76	1861796.00	25.60	Valid skip
1	18032	35.58	3090120.00	42.49	Yes
2	1735	3.42	231431.10	3.18	No

H09069F - Feet portion of height without shoes					
Value	Unweighted		Weighted		Formatted Value
	Count	Percent	Count	Percent	
.	1628	3.21	255155.00	3.51	Did not answer
0	37	0.07	9560.53	0.13	Out of range error
2	40	0.08	10413.36	0.14	2
3	36	0.07	6074.13	0.08	3
4	699	1.38	130290.50	1.79	4
5	39429	77.79	5752061.00	79.10	5
6	8772	17.31	1099807.00	15.12	6
7	43	0.08	8598.29	0.12	7

H09069I - Inches portion of height without shoes					
Value	Unweighted		Weighted		Formatted Value
	Count	Percent	Count	Percent	
.	2115	4.17	350694.70	4.82	Did not answer
0	4009	7.91	545839.80	7.51	0
1	3492	6.89	484803.20	6.67	1
2	4377	8.64	651713.80	8.96	2
3	3643	7.19	554450.30	7.62	3
4	4285	8.45	636156.60	8.75	4
5	3627	7.16	543360.80	7.47	5
6	4449	8.78	664818.00	9.14	6
7	4154	8.20	582288.20	8.01	7
8	3995	7.88	573146.30	7.88	8
9	4142	8.17	554139.10	7.62	9
10	4447	8.77	612585.60	8.42	10
11	3949	7.79	517963.40	7.12	11

H09070 - Weight without shoes in pounds					
Value	Unweighted Count	Percent	Weighted Count	Percent	Formatted Value
.	1784	3.52	265791.40	3.66	Did not answer
0	96	0.19	30247.69	0.42	Out of range error
40	4	0.01	1432.66	0.02	40
41	2	0.00	112.96	0.00	41
42	1	0.00	131.87	0.00	42
45	1	0.00	672.16	0.01	45
46	1	0.00	275.05	0.00	46
47	1	0.00	32.73	0.00	47
50	2	0.00	447.53	0.01	50
54	1	0.00	593.36	0.01	54
55	1	0.00	99.62	0.00	55
56	1	0.00	482.71	0.01	56
58	2	0.00	657.89	0.01	58
60	2	0.00	190.09	0.00	60
61	1	0.00	513.91	0.01	61
62	3	0.01	886.58	0.01	62
65	4	0.01	1688.87	0.02	65
67	2	0.00	545.43	0.01	67
68	1	0.00	492.16	0.01	68
73	1	0.00	211.37	0.00	73
75	2	0.00	806.28	0.01	75
76	1	0.00	533.79	0.01	76
79	1	0.00	158.38	0.00	79
80	10	0.02	2437.03	0.03	80
81	2	0.00	419.62	0.01	81
82	2	0.00	442.51	0.01	82
83	2	0.00	84.88	0.00	83
84	1	0.00	525.83	0.01	84
85	9	0.02	1440.34	0.02	85
86	1	0.00	48.00	0.00	86
87	2	0.00	342.97	0.00	87
88	2	0.00	926.54	0.01	88
89	5	0.01	1408.58	0.02	89
90	24	0.05	2872.76	0.04	90
91	4	0.01	1084.42	0.01	91
92	4	0.01	661.62	0.01	92
93	7	0.01	1314.08	0.02	93
94	15	0.03	2523.27	0.03	94
95	44	0.09	8397.91	0.12	95
96	13	0.03	2331.63	0.03	96
97	20	0.04	1589.05	0.02	97
98	46	0.09	8203.04	0.11	98
99	13	0.03	1847.67	0.03	99
100	117	0.23	18604.65	0.26	100
101	14	0.03	3370.06	0.05	101
102	47	0.09	8209.35	0.11	102
103	33	0.07	4061.26	0.06	103
104	44	0.09	5575.30	0.08	104
105	185	0.37	26733.43	0.37	105

106	67	0.13	10980.43	0.15	106
107	61	0.12	8927.81	0.12	107
108	75	0.15	10226.10	0.14	108
109	38	0.07	7411.49	0.10	109
110	407	0.80	64699.24	0.89	110
111	38	0.07	6987.10	0.10	111
112	133	0.26	17011.38	0.23	112
113	89	0.18	17483.34	0.24	113
114	77	0.15	14626.44	0.20	114
115	422	0.83	62518.61	0.86	115
116	93	0.18	12333.61	0.17	116
117	111	0.22	15583.18	0.21	117
118	201	0.40	30577.10	0.42	118
119	52	0.10	5980.11	0.08	119
120	752	1.48	110347.70	1.52	120
121	70	0.14	12131.71	0.17	121
122	159	0.31	28789.71	0.40	122
123	131	0.26	20353.56	0.28	123
124	135	0.27	20141.37	0.28	124
125	772	1.52	113088.80	1.56	125
126	136	0.27	22401.33	0.31	126
127	166	0.33	22558.24	0.31	127
128	276	0.54	38037.79	0.52	128
129	89	0.18	18032.53	0.25	129
130	1066	2.10	147899.90	2.03	130
131	69	0.14	11274.66	0.16	131
132	215	0.42	31059.59	0.43	132
133	142	0.28	23852.30	0.33	133
134	144	0.28	24187.43	0.33	134
135	969	1.91	143488.80	1.97	135
136	157	0.31	27102.83	0.37	136
137	164	0.32	26736.45	0.37	137
138	295	0.58	44219.38	0.61	138
139	107	0.21	19649.58	0.27	139
140	1270	2.51	179581.20	2.47	140
141	81	0.16	11493.40	0.16	141
142	252	0.50	37512.27	0.52	142
143	194	0.38	29714.68	0.41	143
144	143	0.28	28225.76	0.39	144
145	1165	2.30	169883.90	2.34	145
146	159	0.31	27672.97	0.38	146
147	191	0.38	30235.93	0.42	147
148	285	0.56	42866.68	0.59	148
149	123	0.24	19223.10	0.26	149
150	1556	3.07	220897.00	3.04	150
151	91	0.18	14440.78	0.20	151
152	234	0.46	30643.08	0.42	152
153	226	0.45	33420.13	0.46	153
154	198	0.39	34003.64	0.47	154
155	1187	2.34	166263.60	2.29	155
156	199	0.39	30473.15	0.42	156
157	195	0.38	30629.65	0.42	157
158	342	0.67	52612.64	0.72	158
159	116	0.23	22491.90	0.31	159
160	1570	3.10	221807.50	3.05	160
161	126	0.25	23914.50	0.33	161
162	294	0.58	44864.19	0.62	162

163	238	0.47	32446.48	0.45	163
164	180	0.36	29107.63	0.40	164
165	1566	3.09	222107.30	3.05	165
166	117	0.23	16796.08	0.23	166
167	204	0.40	29906.46	0.41	167
168	385	0.76	59394.67	0.82	168
169	147	0.29	23346.15	0.32	169
170	1649	3.25	225234.80	3.10	170
171	97	0.19	15353.36	0.21	171
172	310	0.61	43754.18	0.60	172
173	213	0.42	30402.45	0.42	173
174	229	0.45	35560.09	0.49	174
175	1555	3.07	221437.00	3.05	175
176	203	0.40	32182.73	0.44	176
177	156	0.31	22663.36	0.31	177
178	441	0.87	64493.31	0.89	178
179	168	0.33	22123.57	0.30	179
180	1902	3.75	256395.30	3.53	180
181	118	0.23	21141.76	0.29	181
182	278	0.55	41810.23	0.57	182
183	232	0.46	29858.77	0.41	183
184	213	0.42	33185.74	0.46	184
185	1584	3.13	195778.70	2.69	185
186	219	0.43	36492.55	0.50	186
187	254	0.50	41594.18	0.57	187
188	300	0.59	42065.98	0.58	188
189	211	0.42	28272.60	0.39	189
190	1570	3.10	196357.70	2.70	190
191	95	0.19	15007.98	0.21	191
192	241	0.48	32122.28	0.44	192
193	134	0.26	16057.85	0.22	193
194	185	0.37	23949.53	0.33	194
195	1085	2.14	129878.70	1.79	195
196	200	0.39	28273.17	0.39	196
197	195	0.38	29248.28	0.40	197
198	348	0.69	48104.14	0.66	198
199	110	0.22	15072.04	0.21	199
200	1583	3.12	207237.30	2.85	200
201	101	0.20	13949.96	0.19	201
202	143	0.28	22059.60	0.30	202
203	152	0.30	23482.32	0.32	203
204	146	0.29	19833.30	0.27	204
205	818	1.61	101972.90	1.40	205
206	116	0.23	16063.17	0.22	206
207	100	0.20	13126.40	0.18	207
208	158	0.31	21412.37	0.29	208
209	82	0.16	8550.91	0.12	209
210	1138	2.25	153721.10	2.11	210
211	56	0.11	8486.25	0.12	211
212	178	0.35	31556.08	0.43	212
213	88	0.17	12567.96	0.17	213
214	99	0.20	16583.46	0.23	214
215	786	1.55	103227.40	1.42	215
216	85	0.17	13035.03	0.18	216
217	67	0.13	8724.92	0.12	217
218	140	0.28	17983.01	0.25	218
219	52	0.10	8181.11	0.11	219

220	993	1.96	140288.40	1.93	220
221	50	0.10	7859.58	0.11	221
222	86	0.17	14485.66	0.20	222
223	92	0.18	17458.95	0.24	223
224	62	0.12	11162.03	0.15	224
225	598	1.18	69459.74	0.96	225
226	50	0.10	7049.23	0.10	226
227	51	0.10	7649.42	0.11	227
228	99	0.20	12158.44	0.17	228
229	37	0.07	3747.18	0.05	229
230	701	1.38	87763.75	1.21	230
231	26	0.05	3624.37	0.05	231
232	57	0.11	8702.23	0.12	232
233	31	0.06	4697.34	0.06	233
234	48	0.09	7027.92	0.10	234
235	380	0.75	48631.29	0.67	235
236	40	0.08	5109.57	0.07	236
237	44	0.09	6036.10	0.08	237
238	71	0.14	11538.42	0.16	238
239	17	0.03	2018.84	0.03	239
240	498	0.98	65755.01	0.90	240
241	20	0.04	4725.94	0.06	241
242	47	0.09	8995.96	0.12	242
243	29	0.06	4077.20	0.06	243
244	34	0.07	4549.00	0.06	244
245	280	0.55	45457.05	0.63	245
246	27	0.05	3615.72	0.05	246
247	24	0.05	3289.23	0.05	247
248	46	0.09	6885.96	0.09	248
249	8	0.02	1168.49	0.02	249
250	443	0.87	63959.04	0.88	250
251	5	0.01	574.44	0.01	251
252	28	0.06	2380.89	0.03	252
253	31	0.06	4299.07	0.06	253
254	29	0.06	5040.12	0.07	254
255	144	0.28	26829.25	0.37	255
256	25	0.05	4290.77	0.06	256
257	14	0.03	2196.93	0.03	257
258	21	0.04	3822.84	0.05	258
259	12	0.02	2119.75	0.03	259
260	233	0.46	30595.34	0.42	260
261	7	0.01	1150.92	0.02	261
262	20	0.04	4001.06	0.06	262
263	17	0.03	3027.44	0.04	263
264	10	0.02	1631.75	0.02	264
265	124	0.24	19000.29	0.26	265
266	12	0.02	2223.90	0.03	266
267	14	0.03	1212.35	0.02	267
268	26	0.05	4979.17	0.07	268
269	7	0.01	983.15	0.01	269
270	118	0.23	18076.97	0.25	270
271	4	0.01	1489.95	0.02	271
272	11	0.02	2196.00	0.03	272
273	7	0.01	1711.99	0.02	273
274	11	0.02	1639.41	0.02	274
275	74	0.15	11069.36	0.15	275
276	8	0.02	1440.70	0.02	276

277	8	0.02	1343.92	0.02	277
278	14	0.03	3184.43	0.04	278
279	10	0.02	1884.16	0.03	279
280	101	0.20	14864.33	0.20	280
281	1	0.00	150.51	0.00	281
282	9	0.02	1022.25	0.01	282
283	10	0.02	2801.52	0.04	283
284	10	0.02	3028.08	0.04	284
285	43	0.08	7385.69	0.10	285
286	5	0.01	1017.22	0.01	286
287	8	0.02	1754.96	0.02	287
288	13	0.03	2817.25	0.04	288
289	6	0.01	915.36	0.01	289
290	67	0.13	12142.99	0.17	290
291	2	0.00	306.83	0.00	291
292	7	0.01	1289.06	0.02	292
293	6	0.01	1165.80	0.02	293
294	2	0.00	269.01	0.00	294
295	23	0.05	4806.79	0.07	295
296	4	0.01	840.03	0.01	296
298	8	0.02	1566.93	0.02	298
299	2	0.00	397.36	0.01	299
300	53	0.10	8361.30	0.11	300
301	1	0.00	78.70	0.00	301
303	3	0.01	593.87	0.01	303
304	5	0.01	671.10	0.01	304
305	9	0.02	1825.24	0.03	305
307	1	0.00	22.46	0.00	307
308	2	0.00	231.46	0.00	308
309	5	0.01	749.22	0.01	309
310	28	0.06	4654.19	0.06	310
311	1	0.00	240.38	0.00	311
313	3	0.01	379.72	0.01	313
315	8	0.02	1637.68	0.02	315
316	2	0.00	799.66	0.01	316
318	4	0.01	1316.99	0.02	318
319	1	0.00	275.05	0.00	319
320	16	0.03	2504.72	0.03	320
322	1	0.00	646.92	0.01	322
323	3	0.01	296.46	0.00	323
324	1	0.00	43.90	0.00	324
325	6	0.01	1357.92	0.02	325
326	1	0.00	386.32	0.01	326
328	2	0.00	651.94	0.01	328
329	2	0.00	369.57	0.01	329
330	12	0.02	1846.77	0.03	330
333	1	0.00	298.06	0.00	333
335	4	0.01	825.20	0.01	335
336	1	0.00	258.73	0.00	336
337	1	0.00	61.86	0.00	337
338	1	0.00	4.99	0.00	338
339	1	0.00	226.07	0.00	339
340	7	0.01	2362.86	0.03	340
343	2	0.00	197.74	0.00	343
345	4	0.01	1087.80	0.01	345
346	1	0.00	154.46	0.00	346
350	17	0.03	3119.16	0.04	350

354	1	0.00	597.65	0.01	354
355	1	0.00	217.29	0.00	355
360	3	0.01	648.39	0.01	360
362	1	0.00	236.35	0.00	362
364	2	0.00	190.41	0.00	364
365	3	0.01	551.36	0.01	365
366	1	0.00	218.74	0.00	366
368	1	0.00	154.46	0.00	368
369	1	0.00	29.06	0.00	369
370	4	0.01	761.18	0.01	370
372	1	0.00	211.48	0.00	372
375	2	0.00	394.98	0.01	375
380	2	0.00	282.95	0.00	380
385	1	0.00	70.24	0.00	385
390	2	0.00	112.74	0.00	390
395	1	0.00	85.96	0.00	395
398	1	0.00	578.32	0.01	398
399	3	0.01	291.64	0.00	399
400	2	0.00	252.18	0.00	400
415	2	0.00	197.23	0.00	415
422	1	0.00	649.80	0.01	422
455	1	0.00	26.21	0.00	455
500	1	0.00	14.18	0.00	500

H09071 - Are you Spanish, Hispanic, or Latino					
Value	Unweighted Count	Percent	Weighted Count	Percent	Formatted Value
.	1986	3.92	294483.50	4.05	Did not answer
1	43606	86.04	6360814.00	87.47	No, Not Spanish, Hispanic, or Latino
2	1959	3.87	252563.30	3.47	Yes, Mexican, Mexican American, Chicano
3	1412	2.79	138175.20	1.90	Yes, Puerto Rican
4	108	0.21	15252.73	0.21	Yes, Cuban
5	1613	3.18	210671.30	2.90	Yes, Other Spanish, Hispanic, or Latino

H09071A - No, not Spanish, Hispanic, or Latino					
Value	Unweighted Count	Percent	Weighted Count	Percent	Formatted Value
1	43620	86.06	6363614.00	87.51	Marked
2	7064	13.94	908345.20	12.49	Not marked

H09071B - Yes, Mexican, Mexican American, Chicano					
Value	Unweighted Count	Percent	Weighted Count	Percent	Formatted Value
1	1959	3.87	252563.30	3.47	Marked
2	48725	96.13	7019396.00	96.53	Not marked

H09071C - Yes, Puerto Rican					
Value	Unweighted Count	Percent	Weighted Count	Percent	Formatted Value
1	1446	2.85	143369.00	1.97	Marked
2	49238	97.15	7128591.00	98.03	Not marked

H09071D - Yes, Cuban					
Value	Unweighted Count	Percent	Weighted Count	Percent	Formatted Value
1	126	0.25	18262.59	0.25	Marked
2	50558	99.75	7253697.00	99.75	Not marked

H09071E - Yes, other Spanish, Hispanic, or Latino					
Value	Unweighted Count	Percent	Weighted Count	Percent	Formatted Value
1	1683	3.32	220784.50	3.04	Marked
2	49001	96.68	7051175.00	96.96	Not marked

H09072 - Currently covered Medicare part A					
Value	Unweighted Count	Percent	Weighted		Formatted Value
			Count	Percent	
.	1725	3.40	244947.50	3.37	Missing/Unknown
1	5032	9.93	1987621.00	27.33	Yes, covered Medicare Part A
2	43927	86.67	5039391.00	69.30	No, not covered Medicare Part A

H09073 - Currently covered Medicare part B					
Value	Unweighted Count	Percent	Weighted		Formatted Value
			Count	Percent	
.	1776	3.50	246945.90	3.40	Missing/Unknown
1	4599	9.07	1918415.00	26.38	Yes, covered Medicare Part B
2	44309	87.42	5106599.00	70.22	No, not covered Medicare Part B

H09074 - Currently covered Medicare supplemental					
Value	Unweighted Count	Percent	Weighted		Formatted Value
			Count	Percent	
.	1879	3.71	308583.90	4.24	Missing/Unknown
1	1187	2.34	395395.50	5.44	Yes, covered Medicare supplemental
2	47618	93.95	6567980.00	90.32	No, not covered Medicare supplemental

SREDA - Highest grade completed					
Value	Unweighted Count	Percent	Weighted Count	Percent	Formatted Value
.	1569	3.10	215941.20	2.97	Did not answer
1	294	0.58	77397.73	1.06	8th grade or less
2	770	1.52	193085.40	2.66	Some high school, but did not graduate
3	8922	17.60	1768256.00	24.32	High school graduate or GED
4	21012	41.46	2978059.00	40.95	Some college or 2-year degree
5	8034	15.85	951989.90	13.09	4-year college graduate
6	10083	19.89	1087231.00	14.95	More than 4-year college degree

SRRACEA - Race: White					
Value	Unweighted Count	Percent	Weighted Count	Percent	Formatted Value
1	38250	75.47	5700790.00	78.39	Marked
2	12434	24.53	1571170.00	21.61	Not marked

SRRACEB - Race: Black or African American					
Value	Unweighted Count	Percent	Weighted Count	Percent	Formatted Value
1	5644	11.14	770865.80	10.60	Marked
2	45040	88.86	6501094.00	89.40	Not marked

SRRACEC - Race: American Indian or Alaska native					
Value	Unweighted Count	Percent	Weighted Count	Percent	Formatted Value
1	1233	2.43	155517.90	2.14	Marked
2	49451	97.57	7116442.00	97.86	Not marked

SRRACED - Race: Asian					
Value	Unweighted		Weighted		Formatted Value
	Count	Percent	Count	Percent	
1	3565	7.03	402090.50	5.53	Marked
2	47119	92.97	6869869.00	94.47	Not marked

SRRACEE - Race: Native Hawaiian/other Pacific Islanders					
Value	Unweighted		Weighted		Formatted Value
	Count	Percent	Count	Percent	
1	537	1.06	65215.40	0.90	Marked
2	50147	98.94	7206744.00	99.10	Not marked

SRAGE - What is your age now?					
Value	Unweighted		Weighted		Formatted Value
	Count	Percent	Count	Percent	
.	1465	2.89	186379.50	2.56	Did not answer
1	5616	11.08	1061916.00	14.60	18 to 24
2	10434	20.59	1073268.00	14.76	25 to 34
3	11371	22.44	921822.40	12.68	35 to 44
4	9062	17.88	846984.00	11.65	45 to 54
5	9099	17.95	1306406.00	17.96	55 to 64
6	2129	4.20	1050319.00	14.44	65 to 74
7	1508	2.98	824865.60	11.34	75 or older

S09B01 - Self rating of overall mental/emotional health					
Value	Unweighted		Weighted		Formatted Value
	Count	Percent	Count	Percent	
.	410	0.81	59370.99	0.82	Did not answer
1	20360	40.17	2721420.00	37.42	Excellent
2	16003	31.57	2320482.00	31.91	Very good
3	9832	19.40	1500120.00	20.63	Good
4	3343	6.60	544088.20	7.48	Fair
5	736	1.45	126478.40	1.74	Poor

S09B02 - Last year: needed treatment/counseling for personal/family problem					
Value	Unweighted		Weighted		Formatted Value
	Count	Percent	Count	Percent	
.	359	0.71	60326.07	0.83	Did not answer
1	7420	14.64	1142320.00	15.71	Yes
2	42905	84.65	6069314.00	83.46	No

S09B03 - Last year: problem getting needed treatment/counseling					
Value	Unweighted		Weighted		Formatted Value
	Count	Percent	Count	Percent	
.	613	1.21	115706.70	1.59	Did not answer
N	42905	84.65	6069314.00	83.46	Valid skip
1	906	1.79	119062.20	1.64	A big problem
2	1323	2.61	182215.00	2.51	A small problem
3	4937	9.74	785661.90	10.80	Not a problem

S09B04 - Last year: rate of treatment/counseling received					
Value	Unweighted		Weighted		Formatted Value
	Count	Percent	Count	Percent	
.	973	1.92	165448.20	2.28	Did not answer
C	131	0.26	28120.16	0.39	Should be skipped
N	43319	85.47	6155528.00	84.65	No treatmnt/counselng in lst 12 mnths
0	193	0.38	30662.18	0.42	0
1	94	0.19	10514.77	0.14	1
2	127	0.25	14856.99	0.20	2
3	196	0.39	25547.80	0.35	3
4	192	0.38	21231.89	0.29	4
5	536	1.06	74250.98	1.02	5
6	470	0.93	67137.37	0.92	6
7	750	1.48	108483.50	1.49	7
8	1158	2.28	155097.50	2.13	8
9	1125	2.22	166242.10	2.29	9
10	1420	2.80	248838.50	3.42	10

S09B22 - You or spouse deployed to a combat zone within the past two years					
Value	Unweighted Count	Percent	Weighted Count	Percent	Formatted Value
.	38676	76.31	5521538.00	75.93	Did not answer
1	2005	3.96	216879.70	2.98	Yes, I/spouse deployd pst yr
2	896	1.77	84834.38	1.17	Yes, I/spouse deployd pst 2 yrs
3	9107	17.97	1448707.00	19.92	No, neither I/spouse deployd pst 2 yrs

S09B22A - Spouse and/or I deployed to a combat zone in the past year					
Value	Unweighted Count	Percent	Weighted Count	Percent	Formatted Value
.	38252	75.47	5456178.00	75.03	Did not answer
1	2005	3.96	216879.70	2.98	Marked
2	10427	20.57	1598902.00	21.99	Not marked

S09B22B - Spouse and/or I deployed to a combat zone within the past two years					
Value	Unweighted Count	Percent	Weighted Count	Percent	Formatted Value
.	38252	75.47	5456178.00	75.03	Did not answer
1	910	1.80	86020.91	1.18	Marked
2	11522	22.73	1729761.00	23.79	Not marked

S09B22C - Neither I nor my spouse deployed to a combat zone within the past two years					
Value	Unweighted Count	Percent	Weighted Count	Percent	Formatted Value
.	38252	75.47	5456178.00	75.03	Did not answer
1	9109	17.97	1448735.00	19.92	Marked
2	3323	6.56	367046.40	5.05	Not marked

S09B23 -**Past month: had nightmares or unwanted thoughts about an experience that was frightening, horrible, or upsetting**

Value	Unweighted		Weighted		Formatted Value
	Count	Percent	Count	Percent	
.	38659	76.27	5515613.00	75.85	Did not answer
1	1889	3.73	269282.10	3.70	Yes
2	10136	20.00	1487064.00	20.45	No

S09B24 -**Past month: tried hard not to think about or went out of the way to avoid situations that remind you of experience that was frightening, horrible, or upsetting**

Value	Unweighted		Weighted		Formatted Value
	Count	Percent	Count	Percent	
.	38723	76.40	5535007.00	76.11	Did not answer
1	1901	3.75	287169.70	3.95	Yes
2	10060	19.85	1449783.00	19.94	No

S09B25 -**Past month: constantly on guard, watchful, or easily startled after experience that was frightening, horrible, or upsetting**

Value	Unweighted		Weighted		Formatted Value
	Count	Percent	Count	Percent	
.	38728	76.41	5531838.00	76.07	Did not answer
1	1522	3.00	224990.70	3.09	Yes
2	10434	20.59	1515131.00	20.84	No

S09B26 -**Past month: felt numb or detached from others, activities, or surroundings after experience that was frightening, horrible, or upsetting**

Value	Unweighted		Weighted		Formatted Value
	Count	Percent	Count	Percent	
.	38723	76.40	5531275.00	76.06	Did not answer
1	1461	2.88	212402.70	2.92	Yes
2	10500	20.72	1528282.00	21.02	No

S09D01 - Used/tried any smokeless tobacco products such as chewing tobacco or snuff					
Value	Unweighted Count	Percent	Weighted Count	Percent	Formatted Value
.	24755	48.84	3731535.00	51.31	Did not answer
D	64	0.13	6155.20	0.08	Don't know
1	4615	9.11	521324.00	7.17	Yes
2	21250	41.93	3012945.00	41.43	No

S09D02 - Currently use chewing tobacco or snuff every day, some days, or not at all					
Value	Unweighted Count	Percent	Weighted Count	Percent	Formatted Value
.	13273	26.19	1922771.00	26.44	Did not answer
C	2527	4.99	501126.10	6.89	Should be skipped
D	10	0.02	750.02	0.01	Don't know
N	18787	37.07	2517974.00	34.63	Valid skip
1	864	1.70	106160.50	1.46	Every day
2	872	1.72	117884.50	1.62	Some days
3	14351	28.31	2105294.00	28.95	Not at all

S09D03 - Currently use any tobacco products other than cigarettes, like cigars/pipes/kreteks/other					
Value	Unweighted Count	Percent	Weighted Count	Percent	Formatted Value
.	13291	26.22	1925887.00	26.48	Did not answer
D	124	0.24	13630.53	0.19	Don't know
1	1851	3.65	235187.60	3.23	Yes
2	35418	69.88	5097254.00	70.09	No

S09D04 -**Past year: number of visits dr/other health provider advised to quit use of tobacco products other than cigarettes**

Value	Unweighted		Weighted		Formatted Value
	Count	Percent	Count	Percent	
.	25322	49.96	3832000.00	52.70	Did not answer
N	287	0.57	42172.01	0.58	I had no visits in lst 12 months
O	18224	35.96	2484907.00	34.17	I do not use other tobacco products
1	5502	10.86	763773.40	10.50	None
2	534	1.05	56780.27	0.78	1 visit
3	615	1.21	68095.69	0.94	2 to 4 visits
4	128	0.25	17570.97	0.24	5 to 9 visits
5	72	0.14	6660.32	0.09	10 or more visits

S09D05 -**In a typical week: amount of dip/chewing tobacco/snuff/snus used**

Value	Unweighted		Weighted		Formatted Value
	Count	Percent	Count	Percent	
.	37758	74.50	5494654.00	75.56	Did not answer
C	78	0.15	15492.33	0.21	Should be skipped
D	16	0.03	3281.16	0.05	Don't know
N	12245	24.16	1687596.00	23.21	Valid skip
1	275	0.54	34732.96	0.48	Less than one can/pouch
2	157	0.31	15054.64	0.21	One or two cans/pouches
3	155	0.31	21148.76	0.29	Two or more cans/pouches

S09N11 -**Preference between military and civilian facilities for all of your health care**

Value	Unweighted		Weighted		Formatted Value
	Count	Percent	Count	Percent	
.	12906	25.46	1995718.43	27.41	Did not answer
1	5392	10.64	693289.10	9.53	All care from military facilities
2	10211	20.15	1660118.00	22.83	All care from civilian facilities
3	18360	36.22	2302562.00	31.66	Some care from mil and civ facilities
4	3815	7.53	620171.10	8.53	No preference

S09Q01 - Had blood stool test using a home kit					
Value	Unweighted		Weighted		Formatted Value
	Count	Percent	Count	Percent	
.	37725	74.43	5489311.00	75.49	Did not answer
D	185	0.37	25613.32	0.35	Don't know
1	3148	6.21	591040.70	8.13	Yes
2	9626	18.99	1165995.00	16.03	No

S09Q02 - Time since last blood stool test using a home kit					
Value	Unweighted		Weighted		Formatted Value
	Count	Percent	Count	Percent	
.	37761	74.50	5500121.00	75.63	Did not answer
C	795	1.57	130130.90	1.79	Should be skipped
D	69	0.14	14032.08	0.19	Don't know
N	9016	17.79	1061477.00	14.60	Never had a blood stool test
1	977	1.93	166376.10	2.29	Within the last 12 months
2	705	1.39	132025.50	1.82	1 to less than 2 years ago
3	773	1.53	147544.80	2.03	2 to less than 5 years ago
4	588	1.16	120252.20	1.65	5 or more years ago

S09Q03 - Had sigmoidoscopy or colonoscopy exam					
Value	Unweighted		Weighted		Formatted Value
	Count	Percent	Count	Percent	
.	37715	74.41	5484720.00	75.42	Did not answer
D	120	0.24	13878.58	0.19	Don't know
1	4001	7.89	772872.90	10.63	Yes
2	8848	17.46	1000488.00	13.76	No

S09Q04 - Time since last sigmoidoscopy					
Value	Unweighted		Weighted		Formatted Value
	Count	Percent	Count	Percent	
.	37808	74.60	5509571.00	75.76	Did not answer
C	549	1.08	85905.50	1.18	Should be skipped
D	115	0.23	24082.64	0.33	Don't know
N	10176	20.08	1221757.00	16.80	Never had a sigmoidoscopy
1	300	0.59	56419.70	0.78	Within the last 12 months
2	307	0.61	63218.87	0.87	1 to less than 2 years ago
3	634	1.25	139212.10	1.91	2 to less than 5 years ago
4	795	1.57	171792.50	2.36	5 or more years ago

S09Q05 - Time since last colonoscopy					
Value	Unweighted		Weighted		Formatted Value
	Count	Percent	Count	Percent	
.	37774	74.53	5499247.00	75.62	Did not answer
C	564	1.11	88460.75	1.22	Should be skipped
D	75	0.15	15872.10	0.22	Don't know
N	8676	17.12	969848.60	13.34	Never had a colonoscopy
1	896	1.77	160280.70	2.20	Within the last 12 months
2	707	1.39	131083.90	1.80	1 to less than 2 years ago
3	1297	2.56	261126.00	3.59	2 to less than 5 years ago
4	565	1.11	119621.10	1.64	5 to less than 10 years ago
5	130	0.26	26419.34	0.36	10 or more years ago

S09W01 - Last emergency room visit due to an accident, injury or some health problem					
Value	Unweighted		Weighted		Formatted Value
	Count	Percent	Count	Percent	
.	38352	75.67	5481991.00	75.39	Did not answer
C	453	0.89	94419.05	1.30	Should be skipped
D	29	0.06	4441.16	0.06	Don't know
N	8624	17.02	1195621.00	16.44	No emergency room visits in last 12 months
1	1011	1.99	147185.90	2.02	Accident or injury
2	2215	4.37	348301.00	4.79	Some other reason

S09W02 -**Able to contact doctor or other health professional about health problem before going to the emergency room**

Value	Unweighted		Weighted		Formatted Value
	Count	Percent	Count	Percent	
.	38372	75.71	5490463.00	75.50	Did not answer
C	111	0.22	25598.62	0.35	Should be skipped
D	111	0.22	19082.37	0.26	Don't know
N	8966	17.69	1264442.00	17.39	Valid skip
1	1209	2.39	198603.70	2.73	Yes
2	1915	3.78	273770.80	3.76	No

S09W03 -**Doctor or health professional told you to go to the emergency room**

Value	Unweighted		Weighted		Formatted Value
	Count	Percent	Count	Percent	
.	38377	75.72	5491528.00	75.52	Did not answer
C	88	0.17	23125.84	0.32	Should be skipped
D	16	0.03	4036.59	0.06	Don't know
N	11015	21.73	1559768.00	21.45	Valid skip
1	834	1.65	128570.00	1.77	Yes
2	354	0.70	64932.11	0.89	No

S09W04 -**Tried to see or call a doctor or other health professional about this problem before going to the emergency room or calling for emergency medical assistance**

Value	Unweighted		Weighted		Formatted Value
	Count	Percent	Count	Percent	
.	38380	75.72	5490515.00	75.50	Did not answer
C	349	0.69	76557.91	1.05	Should be skipped
D	47	0.09	9255.80	0.13	Don't know
N	9562	18.87	1342052.00	18.46	Valid skip
1	545	1.08	73048.67	1.00	Yes
2	1801	3.55	280529.70	3.86	No

S09W05 -

At the time you went to the emergency room, there were places to go to for treatment other than the emergency room

Value	Unweighted		Weighted		Formatted Value
	Count	Percent	Count	Percent	
.	38380	75.72	5490710.00	75.51	Did not answer
C	339	0.67	74002.22	1.02	Should be skipped
D	151	0.30	22798.52	0.31	Don't know
N	9572	18.89	1344608.00	18.49	Valid skip
1	640	1.26	107963.90	1.48	Yes
2	1602	3.16	231877.30	3.19	No

S09W06 -

Why decide to go to emergency room rather than alternative

Value	Unweighted		Weighted		Formatted Value
	Count	Percent	Count	Percent	
.	38383	75.73	5491117.00	75.51	Did not answer
C	214	0.42	43287.07	0.60	Should be skipped
D	10	0.02	2246.27	0.03	Don't know
N	11450	22.59	1629999.00	22.41	Valid skip
1	309	0.61	52211.23	0.72	Other choices were closed at the time
2	63	0.12	8877.03	0.12	Other choices were too far away
3	27	0.05	4263.83	0.06	Other choices cost too much
4	228	0.45	39958.58	0.55	Other reason

S09W07 -

As a result of this emergency room visit, admitted to the hospital for an overnight stay

Value	Unweighted		Weighted		Formatted Value
	Count	Percent	Count	Percent	
.	38383	75.73	5490731.00	75.51	Did not answer
C	326	0.64	71334.03	0.98	Should be skipped
D	15	0.03	2516.72	0.03	Don't know
N	9585	18.91	1347276.00	18.53	Valid skip
1	360	0.71	74739.61	1.03	Yes
2	2015	3.98	285362.40	3.92	No

S09009 - Had the same personal doctor or nurse before joining this health plan					
Value	Unweighted		Weighted		Formatted Value
	Count	Percent	Count	Percent	
.	27010	53.29	3731708.00	51.32	Did not answer
C	2716	5.36	319881.40	4.40	Should be skipped
N	5505	10.86	623428.90	8.57	Valid skip
1	3812	7.52	867935.40	11.94	Yes
2	11641	22.97	1729006.00	23.78	No

S09010 - Since joined health plan, how much of a problem, if any, was it to get a personal doctor or nurse you are happy with?					
Value	Unweighted		Weighted		Formatted Value
	Count	Percent	Count	Percent	
.	27934	55.11	3833339.00	52.71	Did not answer
C	726	1.43	198542.50	2.73	Should be skipped
N	3086	6.09	669392.90	9.21	Valid skip
1	2696	5.32	340392.50	4.68	A big problem
2	4777	9.43	603279.60	8.30	A small problem
3	11465	22.62	1627013.00	22.37	Not a problem

S09011 - Able to see my provider when needed					
Value	Unweighted		Weighted		Formatted Value
	Count	Percent	Count	Percent	
.	38668	76.29	5505801.00	75.71	Did not answer
1	1035	2.04	155818.30	2.14	Strongly disagree
2	1189	2.35	125277.50	1.72	Disagree
3	1880	3.71	236416.80	3.25	Neither agree nor disagree
4	5837	11.52	846329.10	11.64	Agree
5	2075	4.09	402316.90	5.53	Strongly agree

S09012 -**Last visit to provider's office: number days wait between making the appointment and actually seeing a provider**

Value	Unweighted		Weighted		Formatted Value
	Count	Percent	Count	Percent	
.	38747	76.45	5526037.00	75.99	Did not answer
D	768	1.52	109363.20	1.50	I cannot remember my most recent visit
1	1849	3.65	287576.50	3.95	Same day
2	6242	12.32	919199.80	12.64	1 to 7 days
3	2708	5.34	360576.70	4.96	8 to 30 days
4	370	0.73	69206.63	0.95	31 or more days

S09013 -**Satisfaction with the length of time waited for appointment**

Value	Unweighted		Weighted		Formatted Value
	Count	Percent	Count	Percent	
.	38715	76.39	5519847.00	75.91	Did not answer
N	768	1.52	109363.20	1.50	Valid skip
1	1229	2.42	179551.40	2.47	Completely dissatisfied
2	1943	3.83	233876.40	3.22	Somewhat dissatisfied
3	1673	3.30	208333.00	2.86	Neither satisfied nor dissatisfied
4	2835	5.59	396407.50	5.45	Somewhat satisfied
5	3521	6.95	624581.10	8.59	Completely satisfied

S09014 -**Satisfaction with health care received during last visit**

Value	Unweighted		Weighted		Formatted Value
	Count	Percent	Count	Percent	
.	38698	76.35	5510388.00	75.78	Did not answer
1	745	1.47	116554.10	1.60	Completely dissatisfied
2	845	1.67	102049.50	1.40	Somewhat dissatisfied
3	1503	2.97	181084.80	2.49	Neither satisfied nor dissatisfied
4	3464	6.83	440482.40	6.06	Somewhat satisfied
5	5429	10.71	921401.30	12.67	Completely satisfied

S09K01 -

Sometimes your health care provider cares more about what is convenient for him/her than about your medical needs

Value	Unweighted		Weighted		Formatted Value
	Count	Percent	Count	Percent	
.	38581	76.12	5499099.00	75.62	Did not answer
1	540	1.07	69637.20	0.96	Strongly agree
2	1438	2.84	176282.20	2.42	Agree
3	3223	6.36	435765.80	5.99	Neither agree nor disagree
4	4778	9.43	712641.30	9.80	Disagree
5	2124	4.19	378534.10	5.21	Strongly disagree

S09K02 -

Health care provider is always thoughtful and thorough

Value	Unweighted		Weighted		Formatted Value
	Count	Percent	Count	Percent	
.	38570	76.10	5498522.00	75.61	Did not answer
1	2355	4.65	413338.60	5.68	Strongly agree
2	5741	11.33	860824.00	11.84	Agree
3	2915	5.75	371195.00	5.10	Neither agree nor disagree
4	883	1.74	101433.10	1.39	Disagree
5	220	0.43	26646.79	0.37	Strongly disagree

S09K03 -

Completely trust health care provider's decisions about which medical treatments are best for you

Value	Unweighted		Weighted		Formatted Value
	Count	Percent	Count	Percent	
.	38579	76.12	5499007.00	75.62	Did not answer
1	1939	3.83	356754.60	4.91	Strongly agree
2	5269	10.40	791230.20	10.88	Agree
3	3437	6.78	454431.70	6.25	Neither agree nor disagree
4	1179	2.33	139529.30	1.92	Disagree
5	281	0.55	31007.23	0.43	Strongly disagree

S09K04 -**Health care provider is completely honest in telling you about all of the different treatment options available for your condition**

Value	Unweighted		Weighted		Formatted Value
	Count	Percent	Count	Percent	
.	38595	76.15	5500324.00	75.64	Did not answer
1	2131	4.20	376909.50	5.18	Strongly agree
2	5543	10.94	827413.80	11.38	Agree
3	3418	6.74	450365.10	6.19	Neither agree nor disagree
4	796	1.57	93586.72	1.29	Disagree
5	201	0.40	23360.28	0.32	Strongly disagree

S09K05 -**All in all, have complete trust in health care provider**

Value	Unweighted		Weighted		Formatted Value
	Count	Percent	Count	Percent	
.	38596	76.15	5500879.00	75.65	Did not answer
1	2222	4.38	403163.60	5.54	Strongly agree
2	5423	10.70	812625.10	11.17	Agree
3	3184	6.28	411598.30	5.66	Neither agree nor disagree
4	991	1.96	114045.90	1.57	Disagree
5	268	0.53	29648.14	0.41	Strongly disagree

S09K12 -**Health plan cares more about saving money than about getting you the treatment you need**

Value	Unweighted		Weighted		Formatted Value
	Count	Percent	Count	Percent	
.	38526	76.01	5496473.00	75.58	Did not answer
1	922	1.82	117195.20	1.61	Strongly agree
2	1637	3.23	205385.10	2.82	Agree
3	4559	8.99	640192.60	8.80	Neither agree nor disagree
4	3659	7.22	558880.50	7.69	Disagree
5	1381	2.72	253833.40	3.49	Strongly disagree

S09K13 - Feel the need to double-check everything your health plan does					
Value	Unweighted		Weighted		Formatted Value
	Count	Percent	Count	Percent	
.	38534	76.03	5496973.00	75.59	Did not answer
1	669	1.32	89205.56	1.23	Strongly agree
2	1825	3.60	236689.20	3.25	Agree
3	3620	7.14	506757.10	6.97	Neither agree nor disagree
4	4611	9.10	691922.90	9.51	Disagree
5	1425	2.81	250412.10	3.44	Strongly disagree

S09K14 - Believe health plan will pay for everything it is supposed to, even really expensive treatments					
Value	Unweighted		Weighted		Formatted Value
	Count	Percent	Count	Percent	
.	38538	76.04	5497548.00	75.60	Did not answer
1	1954	3.86	310749.10	4.27	Strongly agree
2	5224	10.31	778425.40	10.70	Agree
3	2999	5.92	426927.60	5.87	Neither agree nor disagree
4	1540	3.04	202384.90	2.78	Disagree
5	429	0.85	55924.86	0.77	Strongly disagree

S09K15 - Think health plan will give you a straight answer to questions					
Value	Unweighted		Weighted		Formatted Value
	Count	Percent	Count	Percent	
.	38546	76.05	5498338.00	75.61	Did not answer
1	1663	3.28	281097.40	3.87	Strongly agree
2	6415	12.66	947103.40	13.02	Agree
3	3041	6.00	414735.60	5.70	Neither agree nor disagree
4	817	1.61	105433.20	1.45	Disagree
5	202	0.40	25252.35	0.35	Strongly disagree

S09K16 - All in all, have complete trust in health plan					
Value	Unweighted		Weighted		Formatted Value
	Count	Percent	Count	Percent	
.	38544	76.05	5498036.00	75.61	Did not answer
1	1738	3.43	315037.80	4.33	Strongly agree
2	5813	11.47	875446.20	12.04	Agree
3	3288	6.49	428174.80	5.89	Neither agree nor disagree
4	988	1.95	117116.30	1.61	Disagree
5	313	0.62	38148.59	0.52	Strongly disagree

S09J01 - Can obtain civilian health insurance for self through some civilian group					
Value	Unweighted		Weighted		Formatted Value
	Count	Percent	Count	Percent	
.	39054	77.05	5450925.00	74.96	Did not answer
1	3444	6.80	566103.70	7.78	Yes
2	8186	16.15	1254931.00	17.26	No

S09J02A - Obtain civilian coverage: my current employer					
Value	Unweighted		Weighted		Formatted Value
	Count	Percent	Count	Percent	
.	39015	76.98	5441302.00	74.83	Did not answer
N	8186	16.15	1254931.00	17.26	Valid skip
1	1926	3.80	275290.90	3.79	Marked
2	1557	3.07	300436.40	4.13	Not marked

S09J02B - Obtain civilian coverage: COBRA from previous employer					
Value	Unweighted		Weighted		Formatted Value
	Count	Percent	Count	Percent	
.	39015	76.98	5441302.00	74.83	Did not answer
N	8186	16.15	1254931.00	17.26	Valid skip
1	35	0.07	6567.18	0.09	Marked
2	3448	6.80	569160.10	7.83	Not marked

S09J02C - Obtain civilian coverage: retirement coverage from previous employer					
Value	Unweighted Count	Percent	Weighted Count	Percent	Formatted Value
.	39015	76.98	5441302.00	74.83	Did not answer
N	8186	16.15	1254931.00	17.26	Valid skip
1	191	0.38	55931.47	0.77	Marked
2	3292	6.50	519795.80	7.15	Not marked

S09J02D - Obtain civilian coverage: family member's current employer					
Value	Unweighted Count	Percent	Weighted Count	Percent	Formatted Value
.	39015	76.98	5441302.00	74.83	Did not answer
N	8186	16.15	1254931.00	17.26	Valid skip
1	602	1.19	99246.62	1.36	Marked
2	2881	5.68	476480.70	6.55	Not marked

S09J02E - Obtain civilian coverage: COBRA from family member's previous employer					
Value	Unweighted Count	Percent	Weighted Count	Percent	Formatted Value
.	39015	76.98	5441302.00	74.83	Did not answer
N	8186	16.15	1254931.00	17.26	Valid skip
1	5	0.01	1246.00	0.02	Marked
2	3478	6.86	574481.30	7.90	Not marked

S09J02F - Obtain civilian coverage: retirement coverage from family member's previous employer					
Value	Unweighted Count	Percent	Weighted Count	Percent	Formatted Value
.	39015	76.98	5441302.00	74.83	Did not answer
N	8186	16.15	1254931.00	17.26	Valid skip
1	115	0.23	29042.06	0.40	Marked
2	3368	6.65	546685.20	7.52	Not marked

S09J02G - Obtain civilian coverage: another organization					
Value	Unweighted		Weighted		Formatted Value
	Count	Percent	Count	Percent	
.	39015	76.98	5441302.00	74.83	Did not answer
N	8186	16.15	1254931.00	17.26	Valid skip
1	248	0.49	37648.60	0.52	Marked
2	3235	6.38	538078.70	7.40	Not marked

S09J02H - Obtain civilian coverage: government program					
Value	Unweighted		Weighted		Formatted Value
	Count	Percent	Count	Percent	
.	39015	76.98	5441302.00	74.83	Did not answer
N	8186	16.15	1254931.00	17.26	Valid skip
1	193	0.38	31913.05	0.44	Marked
2	3290	6.49	543814.30	7.48	Not marked

S09J02I - Obtain civilian coverage: don't know					
Value	Unweighted		Weighted		Formatted Value
	Count	Percent	Count	Percent	
.	39015	76.98	5441302.00	74.83	Did not answer
C	234	0.46	51452.05	0.71	Should be skipped
N	7952	15.69	1203479.00	16.55	Valid skip
1	259	0.51	40607.39	0.56	Marked
2	3224	6.36	535119.90	7.36	Not marked

S09J03 - Are you or you and others in household covered by a civilian policy					
Value	Unweighted		Weighted		Formatted Value
	Count	Percent	Count	Percent	
.	39233	77.41	5487393.00	75.46	Did not answer
C	408	0.80	85976.25	1.18	Should be skipped
N	7778	15.35	1168955.00	16.07	Valid skip
1	525	1.04	96740.09	1.33	Yes, I alone
2	1073	2.12	198063.30	2.72	Yes, I plus others in household covered
4	1667	3.29	234832.40	3.23	No

S09J04 - I or family member pay all or part of insurance premium for civilian coverage					
Value	Unweighted		Weighted		Formatted Value
	Count	Percent	Count	Percent	
.	39259	77.46	5494787.00	75.56	Did not answer
C	176	0.35	40024.53	0.55	Should be skipped
D	157	0.31	26989.97	0.37	Don't know
N	9677	19.09	1449739.00	19.94	Valid skip
1	315	0.62	69829.53	0.96	Yes, family/I pay all of the premium
2	521	1.03	95670.26	1.32	Yes, family/I pay part of the premium
3	579	1.14	94919.29	1.31	No, coverage is available at no cost

S09J05 - How much (in dollars) per month do you or family member pay for this coverage					
Value	Unweighted		Weighted		Formatted Value
	Count	Percent	Count	Percent	
.	39441	77.82	5528750.00	76.03	Did not answer
C	421	0.83	70710.22	0.97	Should be skipped
D	266	0.52	46855.69	0.64	Don't know
N	10011	19.75	1513972.00	20.82	Valid skip
1	3	0.01	1085.39	0.01	1
2	2	0.00	1028.57	0.01	2
3	1	0.00	226.07	0.00	3
4	3	0.01	360.84	0.00	4
5	1	0.00	244.47	0.00	5
6	1	0.00	244.47	0.00	6
8	2	0.00	888.20	0.01	8
9	1	0.00	180.63	0.00	9
13	1	0.00	33.72	0.00	13
15	4	0.01	902.32	0.01	15
17	1	0.00	525.83	0.01	17
18	1	0.00	75.69	0.00	18
19	1	0.00	68.43	0.00	19
20	5	0.01	647.26	0.01	20
23	2	0.00	472.72	0.01	23
25	6	0.01	663.52	0.01	25
26	3	0.01	665.21	0.01	26
28	1	0.00	33.72	0.00	28
29	3	0.01	453.32	0.01	29
30	1	0.00	425.23	0.01	30
31	2	0.00	386.38	0.01	31
32	3	0.01	671.77	0.01	32
33	1	0.00	173.37	0.00	33
34	2	0.00	452.13	0.01	34
35	3	0.01	206.79	0.00	35
36	3	0.01	719.08	0.01	36

38	1	0.00	25.31	0.00	38
39	1	0.00	130.84	0.00	39
40	11	0.02	1522.56	0.02	40
42	3	0.01	1028.75	0.01	42
43	2	0.00	474.61	0.01	43
45	4	0.01	1676.56	0.02	45
48	2	0.00	404.79	0.01	48
50	7	0.01	1028.44	0.01	50
51	1	0.00	108.66	0.00	51
55	5	0.01	1181.38	0.02	55
56	4	0.01	652.57	0.01	56
57	1	0.00	127.73	0.00	57
59	1	0.00	130.84	0.00	59
60	6	0.01	918.48	0.01	60
62	1	0.00	41.21	0.00	62
65	2	0.00	594.71	0.01	65
66	1	0.00	81.56	0.00	66
67	1	0.00	43.30	0.00	67
68	2	0.00	435.11	0.01	68
69	2	0.00	264.25	0.00	69
70	4	0.01	872.96	0.01	70
72	2	0.00	193.15	0.00	72
73	1	0.00	558.21	0.01	73
74	1	0.00	351.54	0.00	74
75	8	0.02	677.66	0.01	75
76	3	0.01	697.49	0.01	76
78	1	0.00	226.07	0.00	78
80	5	0.01	1441.34	0.02	80
82	3	0.01	1349.73	0.02	82
84	3	0.01	1303.87	0.02	84
85	4	0.01	409.45	0.01	85
86	1	0.00	298.06	0.00	86
87	2	0.00	73.18	0.00	87
88	1	0.00	298.06	0.00	88
89	2	0.00	396.51	0.01	89
90	2	0.00	273.95	0.00	90
92	1	0.00	226.07	0.00	92
94	1	0.00	525.83	0.01	94
95	1	0.00	558.21	0.01	95
96	3	0.01	969.09	0.01	96
99	1	0.00	525.83	0.01	99
100	24	0.05	3634.89	0.05	100
106	3	0.01	299.40	0.00	106
107	1	0.00	463.49	0.01	107
110	7	0.01	1035.10	0.01	110
113	1	0.00	160.32	0.00	113
114	1	0.00	298.06	0.00	114
115	1	0.00	175.31	0.00	115
118	1	0.00	70.34	0.00	118
120	8	0.02	1270.99	0.02	120
121	1	0.00	646.92	0.01	121
122	2	0.00	264.25	0.00	122
123	1	0.00	226.07	0.00	123
125	6	0.01	696.85	0.01	125
128	1	0.00	21.41	0.00	128
130	3	0.01	265.71	0.00	130
132	1	0.00	43.48	0.00	132

133	1	0.00	130.84	0.00	133
134	1	0.00	65.40	0.00	134
135	4	0.01	1066.66	0.01	135
136	1	0.00	108.66	0.00	136
138	3	0.01	193.46	0.00	138
140	5	0.01	817.20	0.01	140
143	1	0.00	558.21	0.01	143
144	1	0.00	33.72	0.00	144
145	3	0.01	391.47	0.01	145
148	2	0.00	207.09	0.00	148
150	13	0.03	1626.23	0.02	150
153	1	0.00	244.47	0.00	153
154	1	0.00	71.07	0.00	154
155	1	0.00	226.07	0.00	155
156	3	0.01	665.45	0.01	156
157	1	0.00	65.40	0.00	157
159	1	0.00	45.18	0.00	159
160	6	0.01	1008.85	0.01	160
162	1	0.00	30.76	0.00	162
164	1	0.00	31.34	0.00	164
165	2	0.00	67.44	0.00	165
169	1	0.00	226.07	0.00	169
170	5	0.01	595.30	0.01	170
171	1	0.00	298.06	0.00	171
172	2	0.00	470.53	0.01	172
175	1	0.00	845.49	0.01	175
180	5	0.01	599.96	0.01	180
185	3	0.01	1360.89	0.02	185
186	1	0.00	65.01	0.00	186
187	1	0.00	73.73	0.00	187
188	2	0.00	243.16	0.00	188
189	1	0.00	525.83	0.01	189
190	2	0.00	240.41	0.00	190
194	1	0.00	26.64	0.00	194
195	2	0.00	194.04	0.00	195
198	1	0.00	31.47	0.00	198
200	10	0.02	1990.04	0.03	200
202	1	0.00	244.47	0.00	202
208	1	0.00	298.06	0.00	208
210	3	0.01	980.38	0.01	210
214	1	0.00	41.21	0.00	214
215	3	0.01	335.51	0.00	215
216	1	0.00	226.07	0.00	216
219	1	0.00	86.44	0.00	219
220	7	0.01	1218.37	0.02	220
221	1	0.00	244.47	0.00	221
222	2	0.00	473.27	0.01	222
224	1	0.00	67.33	0.00	224
225	4	0.01	1281.30	0.02	225
229	1	0.00	525.83	0.01	229
230	7	0.01	1815.57	0.02	230
235	1	0.00	351.54	0.00	235
240	2	0.00	231.15	0.00	240
243	1	0.00	145.09	0.00	243
245	2	0.00	591.93	0.01	245
246	2	0.00	458.38	0.01	246
247	1	0.00	6.45	0.00	247

248	1	0.00	244.47	0.00	248
249	2	0.00	686.15	0.01	249
250	11	0.02	1896.16	0.03	250
256	1	0.00	226.07	0.00	256
257	2	0.00	257.20	0.00	257
259	1	0.00	558.21	0.01	259
260	4	0.01	673.17	0.01	260
263	1	0.00	244.47	0.00	263
265	1	0.00	37.60	0.00	265
270	1	0.00	156.04	0.00	270
272	2	0.00	452.13	0.01	272
273	1	0.00	244.47	0.00	273
275	3	0.01	668.98	0.01	275
277	2	0.00	31.91	0.00	277
280	4	0.01	1286.34	0.02	280
285	3	0.01	531.33	0.01	285
286	2	0.00	678.21	0.01	286
289	2	0.00	245.85	0.00	289
290	1	0.00	30.71	0.00	290
300	18	0.04	4274.78	0.06	300
302	1	0.00	33.72	0.00	302
314	1	0.00	211.37	0.00	314
320	1	0.00	244.47	0.00	320
328	2	0.00	458.38	0.01	328
329	3	0.01	425.35	0.01	329
335	1	0.00	244.47	0.00	335
340	4	0.01	1795.78	0.02	340
346	1	0.00	63.92	0.00	346
347	1	0.00	525.83	0.01	347
350	8	0.02	1631.72	0.02	350
352	1	0.00	173.37	0.00	352
356	2	0.00	856.27	0.01	356
357	5	0.01	2010.49	0.03	357
358	1	0.00	226.07	0.00	358
360	3	0.01	600.58	0.01	360
365	2	0.00	470.53	0.01	365
368	1	0.00	160.32	0.00	368
380	1	0.00	160.32	0.00	380
390	1	0.00	160.32	0.00	390
399	1	0.00	33.72	0.00	399
400	11	0.02	2795.94	0.04	400
403	1	0.00	413.29	0.01	403
415	3	0.01	470.34	0.01	415
420	1	0.00	463.49	0.01	420
425	2	0.00	807.24	0.01	425
430	2	0.00	241.77	0.00	430
440	1	0.00	226.07	0.00	440
444	1	0.00	525.83	0.01	444
450	6	0.01	828.57	0.01	450
452	1	0.00	963.15	0.01	452
454	1	0.00	591.81	0.01	454
456	1	0.00	525.83	0.01	456
459	1	0.00	298.06	0.00	459
464	1	0.00	380.15	0.01	464
482	1	0.00	646.92	0.01	482
500	7	0.01	1004.63	0.01	500
520	1	0.00	19.59	0.00	520

524	1	0.00	244.47	0.00	524
525	1	0.00	226.07	0.00	525
539	1	0.00	211.37	0.00	539
543	1	0.00	240.38	0.00	543
550	2	0.00	286.23	0.00	550
555	1	0.00	298.06	0.00	555
560	2	0.00	769.58	0.01	560
565	1	0.00	173.37	0.00	565
600	3	0.01	546.22	0.01	600
650	4	0.01	745.00	0.01	650
700	1	0.00	43.30	0.00	700
721	1	0.00	244.47	0.00	721
750	1	0.00	30.76	0.00	750
907	1	0.00	244.47	0.00	907
1000	16	0.03	2684.26	0.04	\$1,000 or more

S09J06 - Used civilian coverage for any of your health care in the past 12 months					
Value	Unweighted		Weighted		Formatted Value
	Count	Percent	Count	Percent	
.	39226	77.39	5484339.00	75.42	Did not answer
C	395	0.78	87673.52	1.21	Should be skipped
N	7791	15.37	1167257.00	16.05	Valid skip
1	1329	2.62	254533.70	3.50	Yes
2	1943	3.83	278156.20	3.83	No

S09J07A - Not used civilian coverage: not available					
Value	Unweighted		Weighted		Formatted Value
	Count	Percent	Count	Percent	
.	39226	77.39	5484339.00	75.42	Did not answer
C	109	0.22	18329.81	0.25	Should be skipped
N	9406	18.56	1491135.00	20.51	Valid skip
1	76	0.15	11624.96	0.16	Marked
2	1867	3.68	266531.20	3.67	Not marked

S09J07B - Not used civilian coverage: had better choice of doctors with TRICARE					
Value	Unweighted		Weighted		Formatted Value
	Count	Percent	Count	Percent	
.	39226	77.39	5484339.00	75.42	Did not answer
C	47	0.09	14895.67	0.20	Should be skipped
N	9468	18.68	1494569.00	20.55	Valid skip
1	311	0.61	48849.20	0.67	Marked
2	1632	3.22	229307.00	3.15	Not marked

S09J07C - Not used civilian coverage: don't want to pay premium for civilian coverage					
Value	Unweighted		Weighted		Formatted Value
	Count	Percent	Count	Percent	
.	39226	77.39	5484339.00	75.42	Did not answer
C	36	0.07	9345.09	0.13	Should be skipped
N	9479	18.70	1500119.00	20.63	Valid skip
1	761	1.50	101056.30	1.39	Marked
2	1182	2.33	177099.90	2.44	Not marked

S09J07D - Not used civilian coverage: better customer service with TRICARE					
Value	Unweighted		Weighted		Formatted Value
	Count	Percent	Count	Percent	
.	39226	77.39	5484339.00	75.42	Did not answer
C	34	0.07	10334.36	0.14	Should be skipped
N	9481	18.71	1499130.00	20.62	Valid skip
1	279	0.55	43643.64	0.60	Marked
2	1664	3.28	234512.50	3.22	Not marked

S09J07E - Not used civilian coverage: civilian benefits are poor compared to TRICARE					
Value	Unweighted		Weighted		Formatted Value
	Count	Percent	Count	Percent	
.	39226	77.39	5484339.00	75.42	Did not answer
C	19	0.04	5908.41	0.08	Should be skipped
N	9496	18.74	1503556.00	20.68	Valid skip
1	244	0.48	37092.64	0.51	Marked
2	1699	3.35	241063.50	3.31	Not marked

S09J07F -**Not used civilian coverage: personal doctor is only available through TRICARE**

Value	Unweighted		Weighted		Formatted Value
	Count	Percent	Count	Percent	
.	39226	77.39	5484339.00	75.42	Did not answer
C	26	0.05	7030.79	0.10	Should be skipped
N	9489	18.72	1502434.00	20.66	Valid skip
1	139	0.27	19816.33	0.27	Marked
2	1804	3.56	258339.80	3.55	Not marked

S09J07G -**Not used civilian coverage: want to be sure I can always use military health care**

Value	Unweighted		Weighted		Formatted Value
	Count	Percent	Count	Percent	
.	39226	77.39	5484339.00	75.42	Did not answer
C	41	0.08	11618.73	0.16	Should be skipped
N	9474	18.69	1497846.00	20.60	Valid skip
1	333	0.66	43993.60	0.60	Marked
2	1610	3.18	234162.60	3.22	Not marked

S09J07H -**Not used civilian coverage: pay less for TRICARE than I would for civilian care**

Value	Unweighted		Weighted		Formatted Value
	Count	Percent	Count	Percent	
.	39015	76.98	5441302.00	74.83	Did not answer
1	824	1.63	128571.60	1.77	Marked
2	10845	21.40	1702086.00	23.41	Not marked

S09J07I -**Not used civilian coverage: prefer to use military doctors**

Value	Unweighted		Weighted		Formatted Value
	Count	Percent	Count	Percent	
.	39226	77.39	5484339.00	75.42	Did not answer
C	45	0.09	11040.20	0.15	Should be skipped
N	9470	18.68	1498424.00	20.61	Valid skip
1	313	0.62	36666.91	0.50	Marked
2	1630	3.22	241489.30	3.32	Not marked

S09J07J -**Not used civilian coverage: prefer military hospitals**

Value	Unweighted		Weighted		Formatted Value
	Count	Percent	Count	Percent	
.	39226	77.39	5484339.00	75.42	Did not answer
C	36	0.07	10143.84	0.14	Should be skipped
N	9479	18.70	1499321.00	20.62	Valid skip
1	260	0.51	33629.94	0.46	Marked
2	1683	3.32	244526.20	3.36	Not marked

S09J07K -**Not used civilian coverage: have not needed health care**

Value	Unweighted		Weighted		Formatted Value
	Count	Percent	Count	Percent	
.	39015	76.98	5441302.00	74.83	Did not answer
1	246	0.49	37684.20	0.52	Marked
2	11423	22.54	1792974.00	24.66	Not marked

S09J07L -**Not used civilian coverage: another reason**

Value	Unweighted		Weighted		Formatted Value
	Count	Percent	Count	Percent	
.	39015	76.98	5441302.00	74.83	Did not answer
1	272	0.54	40309.28	0.55	Marked
2	11397	22.49	1790349.00	24.62	Not marked

S09J07M -**Not used civilian coverage: receive employer bonus for not taking employee coverage**

Value	Unweighted		Weighted		Formatted Value
	Count	Percent	Count	Percent	
.	39226	77.39	5484339.00	75.42	Did not answer
C	1	0.00	351.54	0.00	Should be skipped
N	9514	18.77	1509113.00	20.75	Valid skip
1	55	0.11	7595.25	0.10	Marked
2	1888	3.73	270560.90	3.72	Not marked

S09J07N -**Not used civilian coverage: family member receives employer bonus for not taking employee coverage**

Value	Unweighted		Weighted		Formatted Value
	Count	Percent	Count	Percent	
.	39226	77.39	5484339.00	75.42	Did not answer
C	2	0.00	445.91	0.01	Should be skipped
N	9513	18.77	1509019.00	20.75	Valid skip
1	22	0.04	3565.78	0.05	Marked
2	1921	3.79	274590.40	3.78	Not marked

S09J08 -**Used TRICARE for any health care (except for prescription drugs) in the past 12 months**

Value	Unweighted		Weighted		Formatted Value
	Count	Percent	Count	Percent	
.	39230	77.40	5488640.00	75.48	Did not answer
C	412	0.81	89920.16	1.24	Should be skipped
N	7774	15.34	1165011.00	16.02	Valid skip
1	2243	4.43	345081.50	4.75	Yes
2	1025	2.02	183307.50	2.52	No

S09J09A -**Not used TRICARE: greater choice of doctors with my civilian plan**

Value	Unweighted		Weighted		Formatted Value
	Count	Percent	Count	Percent	
.	39230	77.40	5488640.00	75.48	Did not answer
C	6	0.01	2035.97	0.03	Should be skipped
N	10423	20.56	1597976.00	21.97	Valid skip
1	142	0.28	26981.37	0.37	Marked
2	883	1.74	156326.10	2.15	Not marked

S09J09B -**Not used TRICARE: don't want to pay the premium for TRICARE**

Value	Unweighted		Weighted		Formatted Value
	Count	Percent	Count	Percent	
.	39230	77.40	5488640.00	75.48	Did not answer
C	2	0.00	577.60	0.01	Should be skipped
N	10427	20.57	1599435.00	21.99	Valid skip
1	50	0.10	10585.58	0.15	Marked
2	975	1.92	172721.90	2.38	Not marked

S09J09C - Not used TRICARE: better customer service with civilian plans					
Value	Unweighted		Weighted		Formatted Value
	Count	Percent	Count	Percent	
.	39230	77.40	5488640.00	75.48	Did not answer
C	3	0.01	1014.92	0.01	Should be skipped
N	10426	20.57	1598997.00	21.99	Valid skip
1	69	0.14	12717.66	0.17	Marked
2	956	1.89	170589.80	2.35	Not marked

S09J09D - Not used TRICARE: personal doctor is not available to me through TRICARE					
Value	Unweighted		Weighted		Formatted Value
	Count	Percent	Count	Percent	
.	39230	77.40	5488640.00	75.48	Did not answer
C	9	0.02	1472.56	0.02	Should be skipped
N	10420	20.56	1598540.00	21.98	Valid skip
1	112	0.22	22574.25	0.31	Marked
2	913	1.80	160733.20	2.21	Not marked

S09J09E - Not used TRICARE: TRICARE benefits are poor compared to my civilian plan					
Value	Unweighted		Weighted		Formatted Value
	Count	Percent	Count	Percent	
.	39230	77.40	5488640.00	75.48	Did not answer
C	3	0.01	462.96	0.01	Should be skipped
N	10426	20.57	1599549.00	22.00	Valid skip
1	50	0.10	8242.74	0.11	Marked
2	975	1.92	175064.70	2.41	Not marked

S09J09F - Not used TRICARE: easier to get care through civilian plan					
Value	Unweighted		Weighted		Formatted Value
	Count	Percent	Count	Percent	
.	39230	77.40	5488640.00	75.48	Did not answer
C	7	0.01	2376.62	0.03	Should be skipped
N	10422	20.56	1597636.00	21.97	Valid skip
1	237	0.47	43692.55	0.60	Marked
2	788	1.55	139614.90	1.92	Not marked

S09J09G - Not used TRICARE: pay less for civilian care than I would for TRICARE					
Value	Unweighted		Weighted		Formatted Value
	Count	Percent	Count	Percent	
.	39230	77.40	5488640.00	75.48	Did not answer
C	5	0.01	1034.39	0.01	Should be skipped
N	10424	20.57	1598978.00	21.99	Valid skip
1	46	0.09	8865.77	0.12	Marked
2	979	1.93	174441.70	2.40	Not marked

S09J09H - Not used TRICARE: no military facilities near me					
Value	Unweighted		Weighted		Formatted Value
	Count	Percent	Count	Percent	
.	39230	77.40	5488640.00	75.48	Did not answer
C	21	0.04	6688.63	0.09	Should be skipped
N	10408	20.54	1593324.00	21.91	Valid skip
1	168	0.33	33283.71	0.46	Marked
2	857	1.69	150023.80	2.06	Not marked

S09J09I - Not used TRICARE: prefer civilian doctors					
Value	Unweighted		Weighted		Formatted Value
	Count	Percent	Count	Percent	
.	39230	77.40	5488640.00	75.48	Did not answer
C	7	0.01	1931.14	0.03	Should be skipped
N	10422	20.56	1598081.00	21.98	Valid skip
1	83	0.16	15817.96	0.22	Marked
2	942	1.86	167489.50	2.30	Not marked

S09J09J - Not used TRICARE: prefer civilian hospitals					
Value	Unweighted		Weighted		Formatted Value
	Count	Percent	Count	Percent	
.	39230	77.40	5488640.00	75.48	Did not answer
C	6	0.01	1651.96	0.02	Should be skipped
N	10423	20.56	1598360.00	21.98	Valid skip
1	63	0.12	12075.62	0.17	Marked
2	962	1.90	171231.90	2.35	Not marked

S09J09K -**Not used TRICARE: have not needed health care**

Value	Unweighted		Weighted		Formatted Value
	Count	Percent	Count	Percent	
.	39230	77.40	5488640.00	75.48	Did not answer
C	25	0.05	5016.54	0.07	Should be skipped
N	10404	20.53	1594996.00	21.93	Valid skip
1	291	0.57	42883.79	0.59	Marked
2	734	1.45	140423.70	1.93	Not marked

S09J09L -**Not used TRICARE: another reason**

Value	Unweighted		Weighted		Formatted Value
	Count	Percent	Count	Percent	
.	39230	77.40	5488640.00	75.48	Did not answer
C	37	0.07	10595.72	0.15	Should be skipped
N	10392	20.50	1589417.00	21.86	Valid skip
1	245	0.48	39925.04	0.55	Marked
2	780	1.54	143382.40	1.97	Not marked

S09J10 -**Dropped civilian coverage in past 12 months**

Value	Unweighted		Weighted		Formatted Value
	Count	Percent	Count	Percent	
.	39305	77.55	5501705.00	75.66	Did not answer
C	365	0.72	78925.92	1.09	Should be skipped
N	7821	15.43	1176005.00	16.17	Valid skip
1	278	0.55	39299.45	0.54	Yes
2	2915	5.75	476024.30	6.55	No

S09J11 - Current employment status					
Value	Unweighted Count	Percent	Weighted Count	Percent	Formatted Value
.	39342	77.62	5486343.00	75.45	Did not answer
1	3989	7.87	372107.10	5.12	Active Duty
2	2777	5.48	397362.10	5.46	Full-time(including self-employed)
3	840	1.66	141982.60	1.95	Part-time(including self-employed)
4	659	1.30	101051.80	1.39	Unemployed, but looking for work
5	959	1.89	128149.40	1.76	Unemployed, but not looking for work
6	460	0.91	100104.70	1.38	Student
7	1658	3.27	544858.90	7.49	Permanently retired

S09J12 - Family's income before taxes in 2006					
Value	Unweighted Count	Percent	Weighted Count	Percent	Formatted Value
.	39504	77.94	5516468.00	75.86	Did not answer
D	857	1.69	159181.90	2.19	Don't know
1	195	0.38	47253.15	0.65	Less than \$10,000
2	819	1.62	184341.90	2.53	\$10,000 to \$24,999
3	2683	5.29	479737.80	6.60	\$25,000 to \$49,999
4	2509	4.95	369049.70	5.07	\$50,000 to \$74,999
5	1817	3.58	231709.90	3.19	\$75,000 to \$99,999
6	1174	2.32	142022.90	1.95	\$100,000 to \$124,999
7	515	1.02	62767.33	0.86	\$125,000 to \$149,999
8	383	0.76	47777.07	0.66	\$150,000 to \$199,999
9	228	0.45	31650.20	0.44	\$200,000 and above

S09Z01 - Spouse deployed to a combat zone					
Value	Unweighted Count	Percent	Weighted Count	Percent	Formatted Value
.	39311	77.56	5483523.00	75.41	Did not answer
1	1250	2.47	228447.40	3.14	Yes
2	10123	19.97	1559989.00	21.45	No

S09Z02 - Rating of level of stress in personal life					
Value	Unweighted		Weighted		Formatted Value
	Count	Percent	Count	Percent	
.	39285	77.51	5477259.00	75.32	Did not answer
1	748	1.48	112938.10	1.55	Much more than usual
2	2930	5.78	418061.50	5.75	More than usual
3	5627	11.10	891761.00	12.26	About the same as usual
4	1363	2.69	244039.90	3.36	Less than usual
5	731	1.44	127900.40	1.76	Much less than usual

S09Z03 - Extent of concern: childcare arrangement					
Value	Unweighted		Weighted		Formatted Value
	Count	Percent	Count	Percent	
.	39345	77.63	5495919.00	75.58	Did not answer
1	395	0.78	50397.73	0.69	Very large extent
2	515	1.02	71911.26	0.99	Large extent
3	866	1.71	112526.20	1.55	Moderate extent
4	1164	2.30	140942.50	1.94	Small extent
5	8399	16.57	1400263.00	19.26	Not a concern

S09Z04 - Extent of concern: child's education					
Value	Unweighted		Weighted		Formatted Value
	Count	Percent	Count	Percent	
.	39373	77.68	5503145.00	75.68	Did not answer
1	1512	2.98	190586.50	2.62	Very large extent
2	1227	2.42	139985.80	1.93	Large extent
3	1265	2.50	150748.00	2.07	Moderate extent
4	984	1.94	116231.60	1.60	Small extent
5	6323	12.48	1171263.00	16.11	Not a concern

S09Z06 - Extent of concern: communicating with spouse					
Value	Unweighted		Weighted		Formatted Value
	Count	Percent	Count	Percent	
.	39377	77.69	5501825.00	75.66	Did not answer
1	1195	2.36	168328.70	2.31	Very large extent
2	1015	2.00	144580.70	1.99	Large extent
3	1432	2.83	189727.70	2.61	Moderate extent
4	1781	3.51	249266.60	3.43	Small extent
5	5884	11.61	1018231.00	14.00	Not a concern

S09Z07 - Extent of concern: managing household expenses					
Value	Unweighted		Weighted		Formatted Value
	Count	Percent	Count	Percent	
.	39313	77.56	5483824.00	75.41	Did not answer
1	1161	2.29	180672.70	2.48	Very large extent
2	1330	2.62	187814.80	2.58	Large extent
3	2254	4.45	339754.20	4.67	Moderate extent
4	2622	5.17	380865.10	5.24	Small extent
5	4004	7.90	699029.30	9.61	Not a concern

S09Z10 - Extent of concern: marital problems					
Value	Unweighted		Weighted		Formatted Value
	Count	Percent	Count	Percent	
.	39392	77.72	5509053.00	75.76	Did not answer
1	588	1.16	85055.39	1.17	Very large extent
2	515	1.02	73133.39	1.01	Large extent
3	1016	2.00	136622.40	1.88	Moderate extent
4	1666	3.29	223541.90	3.07	Small extent
5	7507	14.81	1244554.00	17.11	Not a concern

S09Z11 - Extent of concern: personal health problems					
Value	Unweighted		Weighted		Formatted Value
	Count	Percent	Count	Percent	
.	39306	77.55	5482161.00	75.39	Did not answer
1	685	1.35	115852.20	1.59	Very large extent
2	1035	2.04	184289.90	2.53	Large extent
3	2315	4.57	404792.20	5.57	Moderate extent
4	3522	6.95	543789.20	7.48	Small extent
5	3821	7.54	541075.10	7.44	Not a concern

S09Z12 - Extent of concern: family member health problem					
Value	Unweighted		Weighted		Formatted Value
	Count	Percent	Count	Percent	
.	39323	77.58	5487092.00	75.46	Did not answer
1	924	1.82	143008.90	1.97	Very large extent
2	1118	2.21	179317.80	2.47	Large extent
3	2035	4.02	313113.00	4.31	Moderate extent
4	2597	5.12	360960.30	4.96	Small extent
5	4687	9.25	788467.50	10.84	Not a concern

S09Z13 - Extent of concern: job/education demands					
Value	Unweighted		Weighted		Formatted Value
	Count	Percent	Count	Percent	
.	39324	77.59	5487330.00	75.46	Did not answer
1	896	1.77	123561.10	1.70	Very large extent
2	1411	2.78	188827.90	2.60	Large extent
3	2367	4.67	288136.30	3.96	Moderate extent
4	2351	4.64	298036.90	4.10	Small extent
5	4335	8.55	886067.20	12.18	Not a concern

S09Z14 - Extent of concern: major financial hardship/bankruptcy					
Value	Unweighted		Weighted		Formatted Value
	Count	Percent	Count	Percent	
.	39328	77.59	5483104.00	75.40	Did not answer
1	565	1.11	91064.10	1.25	Very large extent
2	593	1.17	98608.99	1.36	Large extent
3	1058	2.09	165486.40	2.28	Moderate extent
4	1724	3.40	274136.10	3.77	Small extent
5	7416	14.63	1159561.00	15.95	Not a concern

S09Z15 - Sought resources available for deployed personnel family					
Value	Unweighted		Weighted		Formatted Value
	Count	Percent	Count	Percent	
.	39329	77.60	5486943.00	75.45	Did not answer
N	10123	19.97	1559989.00	21.45	Valid skip
1	519	1.02	86514.81	1.19	Yes
2	713	1.41	138513.00	1.90	No

S09Z16 - How helpful was information in coping with spouse deployment					
Value	Unweighted		Weighted		Formatted Value
	Count	Percent	Count	Percent	
.	39461	77.86	5515004.00	75.84	Did not answer
N	10836	21.38	1698502.00	23.36	Valid skip
1	131	0.26	22132.46	0.30	Very helpful
2	174	0.34	22338.75	0.31	Somewhat helpful
3	82	0.16	13982.11	0.19	Not helpful

S09Z17 - Problem finding information					
Value	Unweighted		Weighted		Formatted Value
	Count	Percent	Count	Percent	
.	39338	77.61	5488498.00	75.47	Did not answer
N	10836	21.38	1698502.00	23.36	Valid skip
1	38	0.07	6001.36	0.08	A big problem
2	119	0.23	18663.88	0.26	A small problem
3	353	0.70	60294.76	0.83	Not a problem

ONTIME - Responded within 8 weeks of mail-out					
Value	Unweighted Count	Percent	Weighted Count	Percent	Formatted Value
NO	1871	3.69	256171.40	3.52	NO
YES	48813	96.31	7015788.00	96.48	YES

FLAG_FIN - Final disposition					
Value	Unweighted Count	Percent	Weighted Count	Percent	Formatted Value
1	50684	100.00	7271960.00	100.00	Returned survey

DUPFLAG - Multiple response indicator					
Value	Unweighted Count	Percent	Weighted Count	Percent	Formatted Value
NO	49475	97.61	7076545.00	97.31	NO
YES	1209	2.39	195414.90	2.69	YES

FNSTATUS - Final status					
Value	Unweighted Count	Percent	Weighted Count	Percent	Formatted Value
11	50684	100.00	7271960.00	100.00	Elig,return complete

KEYCOUNT - Number of key questions answered					
Value	Unweighted		Weighted		Formatted Value
	Count	Percent	Count	Percent	
10	147	0.29	19287.94	0.27	10
11	197	0.39	24775.82	0.34	11
12	57	0.11	9917.51	0.14	12
13	98	0.19	11906.49	0.16	13
14	243	0.48	29517.90	0.41	14
15	105	0.21	21372.47	0.29	15
16	264	0.52	61317.03	0.84	16
17	431	0.85	89855.82	1.24	17
18	808	1.59	148198.80	2.04	18
19	3299	6.51	547647.10	7.53	19
20	31861	62.86	4497274.00	61.84	20
21	54	0.11	11576.95	0.16	21
22	84	0.17	17385.04	0.24	22
23	216	0.43	35753.05	0.49	23
24	207	0.41	42224.10	0.58	24
25	354	0.70	67456.58	0.93	25
26	1450	2.86	227137.60	3.12	26
27	10809	21.33	1409355.00	19.38	27

QUARTER - Survey quarter					
Value	Unweighted		Weighted		Formatted Value
	Count	Percent	Count	Percent	
Q1FY2009	13369	26.38	1812192.00	24.92	Q1FY2009
Q2FY2009	13214	26.07	1813327.00	24.94	Q2FY2009
Q3FY2009	12432	24.53	1815782.00	24.97	Q3FY2009
Q4FY2009	11669	23.02	1830658.00	25.17	Q4FY2009

WEB - Web survey indicator					
Value	Unweighted		Weighted		Formatted Value
	Count	Percent	Count	Percent	
0	25103	49.53	4557198.00	62.67	No
1	25581	50.47	2714762.00	37.33	Yes

VERSION - Indicator of a version 3 or 4 of the questionnaire					
Value	Unweighted Count	Percent	Weighted Count	Percent	Formatted Value
.	24101	47.55	3646440.00	50.14	Version 4 in Quarters I and II
3	13477	26.59	1846350.00	25.39	3
4	13106	25.86	1779170.00	24.47	4

N1 - Coding scheme note 1					
Value	Unweighted Count	Percent	Weighted Count	Percent	Formatted Value
1	48799	96.28	7002768.00	96.30	1
2	152	0.30	26433.32	0.36	2
3	1488	2.94	193840.60	2.67	3
4	245	0.48	48917.83	0.67	4

N1A1 - Coding Scheme note 1A1					
Value	Unweighted Count	Percent	Weighted Count	Percent	Formatted Value
.	39015	76.98	5441302.00	74.83	Not Applicable
1	3286	6.48	529742.70	7.28	1
2	118	0.23	23609.40	0.32	2
3	8186	16.15	1254931.00	17.26	3
4	40	0.08	12751.61	0.18	4
5	39	0.08	9623.59	0.13	5

N1A2 - Coding Scheme note 1A2					
Value	Unweighted Count	Percent	Weighted Count	Percent	Formatted Value
.	39015	76.98	5441302.00	74.83	Not Applicable
1	8186	16.15	1254931.00	17.26	1
2	1598	3.15	294803.40	4.05	2
3	1667	3.29	234832.40	3.23	3
4	218	0.43	46091.44	0.63	4

N1A3 - Coding Scheme note 1A3					
Value	Unweighted		Weighted		Formatted Value
	Count	Percent	Count	Percent	
.	39015	76.98	5441302.00	74.83	Not Applicable
1	9853	19.44	1489763.00	20.49	1
2	1237	2.44	245975.60	3.38	2
3	300	0.59	46766.32	0.64	3
4	279	0.55	48152.96	0.66	4

N1A4 - Coding Scheme note 1A4					
Value	Unweighted		Weighted		Formatted Value
	Count	Percent	Count	Percent	
.	39015	76.98	5441302.00	74.83	Not Applicable
1	8186	16.15	1254931.00	17.26	1
2	56	0.11	11442.53	0.16	2
3	1329	2.62	254533.70	3.50	3
4	1887	3.72	266713.60	3.67	4
5	211	0.42	43037.39	0.59	5

N1A5 - Coding Scheme note 1A5					
Value	Unweighted		Weighted		Formatted Value
	Count	Percent	Count	Percent	
.	39015	76.98	5441302.00	74.83	Not Applicable
1	8186	16.15	1254931.00	17.26	1
2	69	0.14	15558.32	0.21	2
3	2243	4.43	345081.50	4.75	3
4	956	1.89	167749.20	2.31	4
5	215	0.42	47338.36	0.65	5

N2 - Coding scheme note 2					
Value	Unweighted		Weighted		Formatted Value
	Count	Percent	Count	Percent	
.	13477	26.59	1846350.00	25.39	Not Applicable
1	800	1.58	155585.90	2.14	1
2	91	0.18	15380.33	0.21	2
3	126	0.25	19616.84	0.27	3
4	14100	27.82	2034336.00	27.98	4
5	175	0.35	35236.03	0.48	5
6	772	1.52	143563.40	1.97	6
7	21040	41.51	2995019.00	41.19	7
8	103	0.20	26872.69	0.37	8

N3 - Coding scheme note 3					
Value	Unweighted		Weighted		Formatted Value
	Count	Percent	Count	Percent	
.	13477	26.59	1846350.00	25.39	Not Applicable
1	1424	2.81	308011.20	4.24	1
2	61	0.12	9313.60	0.13	2
3	125	0.25	17324.32	0.24	3
4	29016	57.25	4200412.00	57.76	4
5	66	0.13	13753.17	0.19	5
6	354	0.70	66168.29	0.91	6
7	6103	12.04	796444.70	10.95	7
8	58	0.11	14182.65	0.20	8

N3A1 - Coding scheme note 3A1					
Value	Unweighted		Weighted		Formatted Value
	Count	Percent	Count	Percent	
.	38252	75.47	5456178.00	75.03	Not Applicable
1	97	0.19	20929.13	0.29	1
2	11	0.02	2248.71	0.03	2
3	8628	17.02	1196216.00	16.45	3
4	430	0.85	91228.20	1.25	4
5	6	0.01	672.52	0.01	5
6	19	0.04	2595.96	0.04	6
7	3241	6.39	501891.10	6.90	7

N3A2 - Coding scheme note 3A2					
Value	Unweighted		Weighted		Formatted Value
	Count	Percent	Count	Percent	
.	38252	75.47	5456178.00	75.03	Not Applicable
1	9077	17.91	1290040.00	17.74	1
2	982	1.94	151260.90	2.08	2
3	227	0.45	47342.81	0.65	3
4	2026	4.00	292853.20	4.03	4
5	120	0.24	34284.56	0.47	5

N3A3 - Coding scheme note 3A3					
Value	Unweighted		Weighted		Formatted Value
	Count	Percent	Count	Percent	
.	38252	75.47	5456178.00	75.03	Not Applicable
1	11103	21.91	1582893.00	21.77	1
2	834	1.65	128570.00	1.77	2
3	495	0.98	104318.30	1.43	3

N3A4 - Coding scheme note 3A4					
Value	Unweighted		Weighted		Formatted Value
	Count	Percent	Count	Percent	
.	38252	75.47	5456178.00	75.03	Not Applicable
1	9911	19.55	1418610.00	19.51	1
2	286	0.56	40105.85	0.55	2
3	354	0.70	67858.03	0.93	3
4	1753	3.46	254675.90	3.50	4
5	128	0.25	34531.73	0.47	5

N4 - Coding scheme note 4					
Value	Unweighted		Weighted		Formatted Value
	Count	Percent	Count	Percent	
.	13477	26.59	1846350.00	25.39	Not Applicable
1	5193	10.25	691735.40	9.51	1
3	31865	62.87	4693015.00	64.54	3
4	70	0.14	18084.12	0.25	4
5	79	0.16	22775.10	0.31	5

N5 - Coding scheme note 5					
Value	Unweighted		Weighted		Formatted Value
	Count	Percent	Count	Percent	
.	13477	26.59	1846350.00	25.39	Not Applicable
1	5193	10.25	691735.40	9.51	1
2	16033	31.63	2315876.00	31.85	2
3	507	1.00	130589.90	1.80	3
4	66	0.13	16259.07	0.22	4
5	14801	29.20	2131351.00	29.31	5
6	607	1.20	139799.10	1.92	6

N6 - Coding scheme note 6					
Value	Unweighted		Weighted		Formatted Value
	Count	Percent	Count	Percent	
.	13477	26.59	1846350.00	25.39	Not Applicable
1	24113	47.58	3970858.00	54.61	1
2	295	0.58	48028.85	0.66	2
3	33	0.07	6090.99	0.08	3
4	44	0.09	7894.61	0.11	4
5	12661	24.98	1378612.00	18.96	5
6	8	0.02	1723.10	0.02	6
7	53	0.10	12402.31	0.17	7

N7 - Coding scheme note 7					
Value	Unweighted		Weighted		Formatted Value
	Count	Percent	Count	Percent	
.	13477	26.59	1846350.00	25.39	Not Applicable
1	12713	25.08	1388229.00	19.09	1
2	2685	5.30	337239.70	4.64	2
3	4	0.01	553.81	0.01	3
4	21805	43.02	3699587.00	50.87	4

N8 - Coding scheme note 8					
Value	Unweighted		Weighted		Formatted Value
	Count	Percent	Count	Percent	
.	13477	26.59	1846350.00	25.39	Not Applicable
1	15402	30.39	1726023.00	23.74	1
2	14660	28.92	2441395.00	33.57	2
3	516	1.02	115871.90	1.59	3
4	5689	11.22	908561.80	12.49	4
5	940	1.85	233758.30	3.21	5

N8A1 - Coding scheme note 8A1					
Value	Unweighted		Weighted		Formatted Value
	Count	Percent	Count	Percent	
.	26583	52.45	3625520.00	49.86	Not Applicable
1	8221	16.22	943310.40	12.97	1
2	3812	7.52	867935.40	11.94	2
3	11641	22.97	1729006.00	23.78	3
4	427	0.84	106188.10	1.46	4

N9 - Coding scheme note 9					
Value	Unweighted		Weighted		Formatted Value
	Count	Percent	Count	Percent	
.	13477	26.59	1846350.00	25.39	Not Applicable
1	20104	39.67	3091438.00	42.51	1
2	317	0.63	72686.47	1.00	2
3	16707	32.96	2237450.00	30.77	3
4	17	0.03	6314.57	0.09	4
5	62	0.12	17721.10	0.24	5

N10 - Coding scheme note 10					
Value	Unweighted		Weighted		Formatted Value
	Count	Percent	Count	Percent	
.	13477	26.59	1846350.00	25.39	Not Applicable
1	16724	33.00	2243765.00	30.86	1
2	19157	37.80	2952850.00	40.61	2
3	16	0.03	1119.18	0.02	3
4	802	1.58	103968.60	1.43	4
5	508	1.00	123907.80	1.70	5

N10A1 - Coding scheme note 10A1					
Value	Unweighted		Weighted		Formatted Value
	Count	Percent	Count	Percent	
1	5954	11.75	804368.60	11.06	1
2	1466	2.89	337951.10	4.65	2
3	42901	84.64	6068219.00	83.45	3
4	4	0.01	1094.93	0.02	4
5	359	0.71	60326.07	0.83	5

N11 - Coding scheme note 11					
Value	Unweighted		Weighted		Formatted Value
	Count	Percent	Count	Percent	
.	13477	26.59	1846350.00	25.39	Not Applicable
1	24579	48.49	3701662.00	50.90	1
2	77	0.15	7687.67	0.11	2
3	364	0.72	79313.79	1.09	3
4	11969	23.61	1590945.00	21.88	4
5	218	0.43	46001.18	0.63	5

N11B - Coding scheme note 11B					
Value	Unweighted		Weighted		Formatted Value
	Count	Percent	Count	Percent	
.	26583	52.45	3625520.00	49.86	Not Applicable
1	6773	13.36	943283.00	12.97	1
2	61	0.12	11891.46	0.16	2
3	264	0.52	58912.00	0.81	3
4	16817	33.18	2596772.00	35.71	4
5	186	0.37	35580.97	0.49	5

N12 - Coding scheme note 12					
Value	Unweighted		Weighted		Formatted Value
	Count	Percent	Count	Percent	
.	13477	26.59	1846350.00	25.39	Not Applicable
1	4081	8.05	608857.40	8.37	1
2	116	0.23	18311.97	0.25	2
3	878	1.73	189397.90	2.60	3
4	31751	62.65	4539136.00	62.42	4
5	381	0.75	69906.36	0.96	5

N13 - Coding scheme note 13					
Value	Unweighted		Weighted		Formatted Value
	Count	Percent	Count	Percent	
.	13477	26.59	1846350.00	25.39	Not Applicable
1	5099	10.06	872552.20	12.00	1
2	52	0.10	7688.42	0.11	2
3	946	1.87	218572.60	3.01	3
4	30671	60.51	4252225.00	58.47	4
5	439	0.87	74571.71	1.03	5

N14 - Coding scheme note 14					
Value	Unweighted		Weighted		Formatted Value
	Count	Percent	Count	Percent	
.	13477	26.59	1846350.00	25.39	Not Applicable
1	9537	18.82	1270888.00	17.48	1
2	82	0.16	18018.84	0.25	2
3	691	1.36	162384.40	2.23	3
4	26448	52.18	3900539.00	53.64	4
5	449	0.89	73779.50	1.01	5

N15 - Coding scheme note 15					
Value	Unweighted		Weighted		Formatted Value
	Count	Percent	Count	Percent	
.	13477	26.59	1846350.00	25.39	Not Applicable
1	10500	20.72	1307665.00	17.98	1
2	105	0.21	18606.79	0.26	2
3	276	0.54	53692.29	0.74	3
4	25797	50.90	3957702.00	54.42	4
5	529	1.04	87944.07	1.21	5

N16 - Coding scheme note 16					
Value	Unweighted		Weighted		Formatted Value
	Count	Percent	Count	Percent	
.	13477	26.59	1846350.00	25.39	Not Applicable
1	14600	28.81	2483540.00	34.15	1
2	155	0.31	27126.24	0.37	2
3	635	1.25	145639.60	2.00	3
4	14253	28.12	1789106.00	24.60	4
5	7027	13.86	903360.80	12.42	5
6	537	1.06	76836.89	1.06	6

N16A1 - Coding scheme note 16A1					
Value	Unweighted		Weighted		Formatted Value
	Count	Percent	Count	Percent	
.	37470	73.93	5458632.00	75.06	Not Applicable
1	2995	5.91	559393.40	7.69	1
2	15	0.03	4241.53	0.06	2
3	153	0.30	31647.34	0.44	3
4	9796	19.33	1187366.00	16.33	4
5	255	0.50	30678.74	0.42	5

N16A2 - Coding scheme note 16A2					
Value	Unweighted		Weighted		Formatted Value
	Count	Percent	Count	Percent	
.	37470	73.93	5458632.00	75.06	Not Applicable
1	3936	7.77	758821.40	10.43	1
2	32	0.06	6142.97	0.08	2
3	65	0.13	14051.48	0.19	3
4	8816	17.39	994345.30	13.67	4
5	120	0.24	13878.58	0.19	5
6	245	0.48	26087.59	0.36	6

N17 - Coding scheme note 17					
Value	Unweighted		Weighted		Formatted Value
	Count	Percent	Count	Percent	
.	13477	26.59	1846350.00	25.39	Not Applicable
1	5190	10.24	774400.80	10.65	1
2	8566	16.90	1547490.00	21.28	2
3	116	0.23	31274.29	0.43	3
4	42	0.08	8051.45	0.11	4
5	22537	44.47	2961212.00	40.72	5
6	2	0.00	935.47	0.01	6
7	753	1.49	101753.90	1.40	7
8	1	0.00	492.16	0.01	8

N18 - Coding scheme note 18					
Value	Unweighted		Weighted		Formatted Value
	Count	Percent	Count	Percent	
1	39925	78.77	5522899.00	75.95	1
2	2423	4.78	536535.90	7.38	2
3	30	0.06	4770.04	0.07	3
4	6	0.01	404.89	0.01	4
5	6	0.01	834.28	0.01	5
6	8	0.02	915.21	0.01	6
7	5	0.01	351.14	0.00	7
8	3	0.01	1094.90	0.02	8
9	114	0.22	14085.51	0.19	9
10	92	0.18	15311.27	0.21	10
11	61	0.12	10014.26	0.14	11
12	6714	13.25	977999.70	13.45	12
13	1297	2.56	186743.20	2.57	13

N18A1 - Coding scheme note 18A1					
Value	Unweighted		Weighted		Formatted Value
	Count	Percent	Count	Percent	
.	24101	47.55	3646440.00	50.14	Not Applicable
1	2861	5.64	335360.50	4.61	1
2	1745	3.44	186027.00	2.56	2
3	18	0.04	3712.60	0.05	3
4	21314	42.05	3019100.00	41.52	4
5	645	1.27	81319.46	1.12	5

N19A - Coding scheme note 19A					
Value	Unweighted		Weighted		Formatted Value
	Count	Percent	Count	Percent	
1	55	0.11	13200.27	0.18	1
2	314	0.62	41092.49	0.57	2
3	13	0.03	3739.61	0.05	3
4	722	1.42	80687.28	1.11	4
8	26050	51.40	3443415.00	47.35	8
9	21	0.04	3073.05	0.04	9
10	493	0.97	111135.20	1.53	10
11	22651	44.69	3491075.00	48.01	11
12	11	0.02	1372.00	0.02	12
13	354	0.70	83170.49	1.14	13

N19B - Coding scheme note 19B					
Value	Unweighted		Weighted		Formatted Value
	Count	Percent	Count	Percent	
1	26783	52.84	3525474.00	48.48	1
2	506	1.00	114874.80	1.58	2
3	23395	46.16	3631611.00	49.94	3

N20 - Coding scheme note 20					
Value	Unweighted		Weighted		Formatted Value
	Count	Percent	Count	Percent	
1	27289	53.84	3640349.00	50.06	1
2	12536	24.73	2222849.00	30.57	2
3	10111	19.95	1263800.00	17.38	3
4	50	0.10	13890.65	0.19	4
5	285	0.56	36216.68	0.50	5
6	413	0.81	94853.97	1.30	6

N21 - Coding scheme note 21					
Value	Unweighted		Weighted		Formatted Value
	Count	Percent	Count	Percent	
1	27289	53.84	3640349.00	50.06	1
2	193	0.38	24570.81	0.34	2
4	342	0.67	38711.99	0.53	4
5	338	0.67	43903.27	0.60	5
6	1695	3.34	213514.00	2.94	6
7	19964	39.39	3121967.00	42.93	7
8	1	0.00	164.03	0.00	8
9	1	0.00	767.76	0.01	9
12	861	1.70	188011.50	2.59	12

N22 - Coding scheme note 22					
Value	Unweighted		Weighted		Formatted Value
	Count	Percent	Count	Percent	
.	13477	26.59	1846350.00	25.39	Not Applicable
1	14544	28.70	2306814.00	31.72	1
2	875	1.73	156081.00	2.15	2
3	20928	41.29	2834453.00	38.98	3
4	860	1.70	128262.60	1.76	4

N23 - Coding scheme note 23					
Value	Unweighted		Weighted		Formatted Value
	Count	Percent	Count	Percent	
.	13477	26.59	1846350.00	25.39	Not Applicable
1	19835	39.13	3367527.00	46.31	1
2	389	0.77	61525.04	0.85	2
3	16095	31.76	1861796.00	25.60	3
4	888	1.75	134762.20	1.85	4

N23A1 - Coding scheme note 23A1					
Value	Unweighted		Weighted		Formatted Value
	Count	Percent	Count	Percent	
.	38252	75.47	5456178.00	75.03	Not Applicable
1	2005	3.96	216879.70	2.98	1
2	896	1.77	84834.38	1.17	2
3	9107	17.97	1448707.00	19.92	3
4	424	0.84	65360.27	0.90	4

N24 - Coding scheme note 24					
Value	Unweighted		Weighted		Formatted Value
	Count	Percent	Count	Percent	
1	1959	3.87	252563.30	3.47	1
2	1613	3.18	210671.30	2.90	2
3	1412	2.79	138175.20	1.90	3
4	108	0.21	15252.73	0.21	4
5	43606	86.04	6360814.00	87.47	5
6	1986	3.92	294483.50	4.05	6

N24A1 - Coding scheme note 24A1					
Value	Unweighted		Weighted		Formatted Value
	Count	Percent	Count	Percent	
.	38252	75.47	5456178.00	75.03	Not Applicable
1	11590	22.87	1693608.00	23.29	1
2	74	0.15	12810.07	0.18	2
3	768	1.52	109363.20	1.50	3

N24B1 - Coding scheme note 24B1					
Value	Unweighted		Weighted		Formatted Value
	Count	Percent	Count	Percent	
.	39015	76.98	5441302.00	74.83	Not Applicable
1	614	1.21	89968.81	1.24	1
2	636	1.25	138478.60	1.90	2
3	10123	19.97	1559989.00	21.45	3
4	296	0.58	42221.85	0.58	4

N24B2 - Coding scheme note 24B2					
Value	Unweighted		Weighted		Formatted Value
	Count	Percent	Count	Percent	
.	39015	76.98	5441302.00	74.83	Not Applicable
1	10123	19.97	1559989.00	21.45	1
2	284	0.56	38343.33	0.53	2
3	235	0.46	48171.49	0.66	3
4	713	1.41	138513.00	1.90	4
5	314	0.62	45641.38	0.63	5

MISS_1 - Count of: violates skip pattern					
Value	Unweighted		Weighted		Formatted Value
	Count	Percent	Count	Percent	
0	50684	100.00	7271960.00	100.00	0 times

MISS_4 - Count of: incomplete grid error					
Value	Unweighted		Weighted		Formatted Value
	Count	Percent	Count	Percent	
0	50684	100.00	7271960.00	100.00	0 times

MISS_5 -**Count of: scalable response of don't know**

Value	Unweighted		Weighted		Formatted Value
	Count	Percent	Count	Percent	
0	34338	67.75	4932292.00	67.83	0 times
1	12105	23.88	1667102.00	22.93	1 time
2	3516	6.94	540109.70	7.43	2 times
3	559	1.10	99818.30	1.37	3 times
4	102	0.20	21504.16	0.30	4 times
5	31	0.06	6205.71	0.09	5 times
6	18	0.04	2023.51	0.03	6 times
7	12	0.02	2706.27	0.04	7 times
8	2	0.00	165.66	0.00	8 times
9	1	0.00	32.36	0.00	9 times

MISS_6 -**Count of: not applicable - valid skip**

Value	Unweighted		Weighted		Formatted Value
	Count	Percent	Count	Percent	
0	36380	71.78	5002263.00	68.79	0 times
1	8535	16.84	1253132.00	17.23	1 time
2	2715	5.36	450393.30	6.19	2 times
3	1216	2.40	213573.10	2.94	3 times
4	715	1.41	123853.50	1.70	4 times
5	358	0.71	69714.03	0.96	5 times
6	207	0.41	43579.77	0.60	6 times
7	163	0.32	33831.10	0.47	7 times
8	98	0.19	19494.40	0.27	8 times
9	71	0.14	16257.75	0.22	9 times
10	48	0.09	10977.27	0.15	10 times
11	37	0.07	6972.33	0.10	11 times
12	32	0.06	6815.82	0.09	12 times
13	33	0.07	6036.69	0.08	13 times
14	11	0.02	1545.94	0.02	14 times
15	12	0.02	2561.19	0.04	15 times
16	7	0.01	800.85	0.01	16 times
17	7	0.01	1696.88	0.02	17 times
18	5	0.01	771.70	0.01	18 times
19	8	0.02	1981.52	0.03	19 times
20	6	0.01	602.09	0.01	20 times
21	1	0.00	482.71	0.01	21 times
22	5	0.01	896.07	0.01	22 times
23	2	0.00	67.18	0.00	23 times
24	5	0.01	2459.94	0.03	24 times
25	2	0.00	327.03	0.00	25 times
26	4	0.01	845.45	0.01	26 times
27	1	0.00	26.58	0.00	27 times

MISS_7 - Count of: out-of-range error					
Value	Unweighted		Weighted		Formatted Value
	Count	Percent	Count	Percent	
0	32360	63.85	4755881.00	65.40	0 times
1	18291	36.09	2507441.00	34.48	1 time
2	33	0.07	8637.39	0.12	2 times

MISS_8 - Count of: multiple response error					
Value	Unweighted		Weighted		Formatted Value
	Count	Percent	Count	Percent	
0	50684	100.00	7271960.00	100.00	0 times

MISS_9 - Count of: no response - invalid skip					
Value	Unweighted		Weighted		Formatted Value
	Count	Percent	Count	Percent	
0	6	0.01	805.65	0.01	0 times
1	16	0.03	3694.21	0.05	1 time
2	43	0.08	10670.57	0.15	2 times
3	40	0.08	7768.26	0.11	3 times
4	52	0.10	11326.44	0.16	4 times
5	59	0.12	9360.32	0.13	5 times
6	90	0.18	18927.10	0.26	6 times
7	142	0.28	25388.56	0.35	7 times
8	170	0.34	32195.39	0.44	8 times
9	261	0.51	49430.42	0.68	9 times
10	384	0.76	63363.06	0.87	10 times
11	515	1.02	90289.44	1.24	11 times
12	689	1.36	122529.50	1.68	12 times
13	826	1.63	138900.40	1.91	13 times
14	982	1.94	167597.40	2.30	14 times
15	1132	2.23	184505.40	2.54	15 times
16	1326	2.62	217679.50	2.99	16 times
17	1461	2.88	236026.90	3.25	17 times
18	1512	2.98	240262.30	3.30	18 times
19	1577	3.11	234759.70	3.23	19 times
20	1594	3.14	244450.70	3.36	20 times
21	1553	3.06	209254.10	2.88	21 times
22	1687	3.33	237206.30	3.26	22 times
23	1577	3.11	224631.90	3.09	23 times
24	1511	2.98	199548.80	2.74	24 times
25	1395	2.75	190208.20	2.62	25 times
26	1418	2.80	178966.80	2.46	26 times
27	1389	2.74	180989.00	2.49	27 times

28	1304	2.57	166583.30	2.29	28 times
29	1110	2.19	138279.40	1.90	29 times
30	1140	2.25	145074.20	1.99	30 times
31	1102	2.17	137967.00	1.90	31 times
32	1056	2.08	140514.30	1.93	32 times
33	1050	2.07	132765.40	1.83	33 times
34	987	1.95	128719.50	1.77	34 times
35	887	1.75	113926.20	1.57	35 times
36	898	1.77	108004.60	1.49	36 times
37	899	1.77	124502.70	1.71	37 times
38	821	1.62	103928.50	1.43	38 times
39	839	1.66	103625.70	1.43	39 times
40 -- 139	15184	29.96	2197333.00	30.22	40 or more times

MISS_TOT -

Total number of missing responses

Value	Unweighted		Weighted		Formatted Value
	Count	Percent	Count	Percent	
0	1	0.00	233.92	0.00	0 times
1	1	0.00	112.74	0.00	1 time
2	4	0.01	1389.96	0.02	2 times
3	10	0.02	1339.74	0.02	3 times
4	15	0.03	3588.41	0.05	4 times
5	21	0.04	4124.67	0.06	5 times
6	48	0.09	8456.54	0.12	6 times
7	48	0.09	7634.66	0.10	7 times
8	88	0.17	14461.28	0.20	8 times
9	145	0.29	24600.12	0.34	9 times
10	222	0.44	38434.75	0.53	10 times
11	303	0.60	52757.23	0.73	11 times
12	458	0.90	75564.55	1.04	12 times
13	605	1.19	98520.75	1.35	13 times
14	756	1.49	126016.90	1.73	14 times
15	918	1.81	157171.70	2.16	15 times
16	1061	2.09	193609.20	2.66	16 times
17	1297	2.56	202910.10	2.79	17 times
18	1337	2.64	213208.90	2.93	18 times
19	1488	2.94	230998.20	3.18	19 times
20	1578	3.11	247702.20	3.41	20 times
21	1621	3.20	248487.30	3.42	21 times
22	1611	3.18	238243.60	3.28	22 times
23	1669	3.29	245800.80	3.38	23 times
24	1676	3.31	220262.10	3.03	24 times
25	1541	3.04	212558.40	2.92	25 times
26	1469	2.90	205133.70	2.82	26 times
27	1432	2.83	191808.60	2.64	27 times
28	1425	2.81	189312.70	2.60	28 times
29	1283	2.53	154621.40	2.13	29 times
30	1256	2.48	160928.30	2.21	30 times
31	1115	2.20	140341.10	1.93	31 times
32	1105	2.18	144456.20	1.99	32 times
33	1113	2.20	140190.70	1.93	33 times
34	1037	2.05	130498.40	1.79	34 times

35	924	1.82	116785.20	1.61	35 times
36	947	1.87	114163.20	1.57	36 times
37	896	1.77	120232.70	1.65	37 times
38	862	1.70	111290.20	1.53	38 times
39	937	1.85	119805.20	1.65	39 times
40 -- 139	16361	32.28	2364203.00	32.51	40 or more times

**XSERVAFF -
Service affiliation**

Value	Unweighted		Weighted		Formatted Value
	Count	Percent	Count	Percent	
1	8474	16.72	1510811.00	20.78	Army
2	16027	31.62	1179317.00	16.22	Air Force
3	9990	19.71	1147073.00	15.77	Navy
4	16193	31.95	3434758.00	47.23	Other

**XTNEXREG -
TRICARE next generation of contracts region grouping**

Value	Unweighted		Weighted		Formatted Value
	Count	Percent	Count	Percent	
.	667	1.32	73159.88	1.01	Missing data
1	13468	26.57	2359038.00	32.44	North
2	14390	28.39	2326514.00	31.99	South
3	16424	32.40	2186727.00	30.07	West
4	5735	11.32	326521.00	4.49	Overseas

**XBMI -
Body mass index**

Value	Unweighted		Weighted		Formatted Value
	Count	Percent	Count	Percent	
.	2119	4.18	361630.70	4.97	Missing
5.600 -- 21.800	6240	12.31	923321.50	12.70	Minimum to 10th Percentile
21.900 -- 23.400	5074	10.01	724542.10	9.96	>10th to 25th Percentile
23.500 -- 27.000	15662	30.90	2091391.00	28.76	>25th to 50th Percentile
27.100 -- 29.400	9175	18.10	1256715.00	17.28	>50th to 75th Percentile
29.500 -- 33.700	8210	16.20	1194888.00	16.43	>75th to 90th Percentile
33.800 -- 92.200	4204	8.29	719471.50	9.89	>90th to 100th Percentile

XBMICAT - Body mass index category					
Value	Unweighted		Weighted		Formatted Value
	Count	Percent	Count	Percent	
.	2119	4.18	361630.70	4.97	Missing data
1	694	1.37	117272.60	1.61	Underweight
2	16479	32.51	2330330.00	32.05	Normal Weight
3	20246	39.95	2713590.00	37.32	Overweight
4	10127	19.98	1563523.00	21.50	Obese
5	1019	2.01	185614.60	2.55	Morbidly Obese

XENRLLMT - Enrollment in TRICARE prime					
Value	Unweighted		Weighted		Formatted Value
	Count	Percent	Count	Percent	
.	203	0.40	36270.79	0.50	Missing/Unknown
1	20676	40.79	1727399.00	23.75	Active Duty - under 65
2	16785	33.12	2065041.00	28.40	Enrolled - under 65
3	9666	19.07	1593239.00	21.91	Not enrolled - under 65
4	3029	5.98	1674481.00	23.03	Not enrolled - 65 or over
5	325	0.64	175528.10	2.41	Enrolled - 65 or over

XENR_PCM - Enrollment by PCM type					
Value	Unweighted		Weighted		Formatted Value
	Count	Percent	Count	Percent	
.	203	0.40	36270.79	0.50	Missing/Unknown
1	20676	40.79	1727399.00	23.75	Active Duty - under 65
2	12276	24.22	1190664.00	16.37	Enrolled - under 65, Mil PCM
3	4509	8.90	874376.90	12.02	Enrolled - under 65, Civ PCM
4	9666	19.07	1593239.00	21.91	Not enrolled - under 65
5	3029	5.98	1674481.00	23.03	Not enrolled - 65 or over
6	254	0.50	137768.50	1.89	Enrolled - 65 or over, Mil PCM
7	71	0.14	37759.63	0.52	Enrolled - 65 or over, Civ PCM

XINS_COV - Insurance coverage					
Value	Unweighted Count	Percent	Weighted Count	Percent	Formatted Value
.	1462	2.88	223273.60	3.07	Missing/Unknown
1	20676	40.79	1727399.00	23.75	Prime-under 65 Active Duty
2	15385	30.35	1877019.00	25.81	Prime-under 65 Non- active Duty
3	3347	6.60	550447.60	7.57	Standard/Extra
4	3341	6.59	1606420.00	22.09	Medicare
5	4868	9.60	949150.50	13.05	Other Insurance
6	41	0.08	22519.54	0.31	Prime,65 or over
7	213	0.42	39091.94	0.54	TRICARE Plus
8	994	1.96	222661.30	3.06	Veterans Administration (VA)
9	357	0.70	53977.46	0.74	TRICARE Reserve Select

XBENCAT - Beneficiary category					
Value	Unweighted Count	Percent	Weighted Count	Percent	Formatted Value
.	30	0.06	15684.98	0.22	Missing/Other
1	16923	33.39	1435924.00	19.75	Active Duty
2	7981	15.75	835150.80	11.48	Dependent of Active Duty
3	3310	6.53	245192.80	3.37	Active Reservist
4	2002	3.95	173683.00	2.39	Dependent of Active Reservist
5	652	1.29	81825.20	1.13	Inactive Reservist
6	607	1.20	52186.98	0.72	Dependent of Inactive Reservist
7	15637	30.85	2551528.00	35.09	Retired or dependent<65
8	3542	6.99	1880784.00	25.86	Retired or dependent>65

XENR_RSV - Enrollment by PCM type - reservist					
Value	Unweighted Count	Percent	Weighted Count	Percent	Formatted Value
.	203	0.40	36270.79	0.50	Missing/Unknown
1	16920	33.38	1435853.00	19.75	Active Duty - under 65
2	12276	24.22	1190664.00	16.37	Enrolled - under 65, Mil PCM
3	4509	8.90	874376.90	12.02	Enrolled - under 65, Civ PCM
4	9666	19.07	1593239.00	21.91	Not enrolled - under 65
5	3029	5.98	1674481.00	23.03	Not enrolled - 65 or over
6	254	0.50	137768.50	1.89	Enrolled - 65 or over, Mil PCM
7	71	0.14	37759.63	0.52	Enrolled - 65 or over, Civ PCM
8	3756	7.41	291545.90	4.01	Reservists - under 65

XINS_RSV - Insurance coverage - reservist					
Value	Unweighted Count	Percent	Weighted Count	Percent	Formatted Value
.	1462	2.88	223273.60	3.07	Missing/Unknown
1	16920	33.38	1435853.00	19.75	Prime-under 65 Active Duty
2	15385	30.35	1877019.00	25.81	Prime-under 65 Non- active Duty
3	3347	6.60	550447.60	7.57	Standard/Extra
4	3341	6.59	1606420.00	22.09	Medicare
5	4868	9.60	949150.50	13.05	Other Insurance
6	41	0.08	22519.54	0.31	Prime, 65 or over
7	213	0.42	39091.94	0.54	TRICARE Plus
8	994	1.96	222661.30	3.06	Veterans Administration (VA)
9	357	0.70	53977.46	0.74	TRICARE Reserve Select
10	3756	7.41	291545.90	4.01	Prime-under 65 Reservists

XREGION - Region					
Value	Unweighted		Weighted		Formatted Value
	Count	Percent	Count	Percent	
.	667	1.32	73159.88	1.01	Missing data
1	6154	12.14	970043.40	13.34	Northeast
2	4052	7.99	771420.50	10.61	Mid-Atlantic
3	5043	9.95	912416.40	12.55	Southeast
4	3994	7.88	549156.80	7.55	Gulfsouth
5	3262	6.44	617574.20	8.49	Heartland
6	5353	10.56	864940.50	11.89	Southwest
7	2349	4.63	338204.00	4.65	Central 7
8	5767	11.38	678272.10	9.33	Central 8
9	3719	7.34	441092.80	6.07	Southern California
10	1432	2.83	211334.40	2.91	Golden Gate
11	1941	3.83	341029.30	4.69	Northwest
12	666	1.31	109241.10	1.50	Hawaii
13	2529	4.99	152455.10	2.10	Europe
14	2390	4.72	129515.40	1.78	Western Pacific Command
15	816	1.61	44550.49	0.61	TRICARE Latin America
16	550	1.09	67553.32	0.93	Alaska

XCATCH - XCATCH - Catchment area (reporting)					
Value	Unweighted		Weighted		Formatted Value
	Count	Percent	Count	Percent	
1	205	0.40	5627.75	0.08	Fox AHC
3	171	0.34	9386.25	0.13	Lyster ACH
4	214	0.42	8891.19	0.12	42nd Med Grp-Maxwell
5	144	0.28	21031.16	0.29	Bassett ACH
6	287	0.57	34531.71	0.47	3rd Med Grp-Elmendorf
8	165	0.33	7820.34	0.11	R W Bliss AHC
9	180	0.36	16552.41	0.23	56th Med Grp-Luke
10	202	0.40	12761.92	0.18	355th Med Grp-Davis Monthan
13	200	0.39	9302.86	0.13	314th Med Grp-Little Rock
14	460	0.91	71682.64	0.99	60th Med Grp-Travis
18	193	0.38	4373.29	0.06	30th Med Grp- Vandenberg
19	189	0.37	4157.88	0.06	95th Med Grp-Edwards
24	410	0.81	117003.50	1.61	NH Camp Pendleton
26	218	0.43	4798.45	0.07	NACC Port Hueneme
28	312	0.62	27068.60	0.37	NH LeMoore
29	782	1.54	146919.70	2.02	NMC San Diego
30	178	0.35	25008.80	0.34	NH Twentynine Palms
32	367	0.72	74405.25	1.02	Evans ACH
33	242	0.48	22619.66	0.31	10th Med Grp-USAF

					Academy
37	454	0.90	64042.13	0.88	Walter Reed AMC
38	345	0.68	72340.63	0.99	NH Pensacola
39	503	0.99	103944.00	1.43	NH Jacksonville
42	405	0.80	58552.20	0.81	96th Med Grp-Eglin
43	198	0.39	8148.73	0.11	325th Med Grp-Tyndall
45	227	0.45	16915.13	0.23	6th Med Grp-MacDill
46	186	0.37	8191.50	0.11	45th Med Grp-Patrick
47	255	0.50	54581.97	0.75	Eisenhower AMC
48	184	0.36	53089.80	0.73	Martin ACH
49	229	0.45	63832.73	0.88	Winn ACH
50	89	0.18	7048.60	0.10	347th Med Grp-Moody
51	183	0.36	9771.33	0.13	78th Med Grp-Robins
52	404	0.80	87925.77	1.21	Tripler AMC
53	250	0.49	10540.89	0.14	366th Med Grp-Mountain Home
55	238	0.47	14056.14	0.19	375th Med Grp-Scott
56	206	0.41	8815.72	0.12	NH Great Lakes
57	234	0.46	34334.41	0.47	Irwin ACH
58	216	0.43	9366.45	0.13	Munson AHC
60	226	0.45	73408.53	1.01	Blanchfield ACH
61	274	0.54	49623.07	0.68	Ireland ACH
62	211	0.42	10037.93	0.14	2nd Med Grp-Barksdale
64	166	0.33	19978.38	0.27	Bayne-Jones ACH
66	405	0.80	53314.88	0.73	89th Med Grp-Andrews
67	494	0.97	85035.95	1.17	NNMC Bethesda
68	237	0.47	4916.37	0.07	NMCL Patuxent River
69	198	0.39	25559.64	0.35	Kimbrough Amb Car Cen-Ft Meade
73	279	0.55	35452.04	0.49	81st Med Grp-Keesler
74	291	0.57	3326.88	0.05	14th Med Grp-Columbus
75	187	0.37	30367.36	0.42	L. Wood ACH
76	211	0.42	5788.80	0.08	509th Med Grp-Whiteman
77	205	0.40	5838.71	0.08	341st Med Grp-Malmstrom
78	217	0.43	14973.12	0.21	55th Med Grp-Offutt
79	327	0.65	61831.61	0.85	99th Med Grp-O'Callaghan Hosp
83	218	0.43	9888.24	0.14	377th Med Grp-Kirtland
86	257	0.51	33365.47	0.46	Keller ACH
89	390	0.77	135261.40	1.86	Womack AMC
91	353	0.70	106819.20	1.47	NH Camp Lejeune
92	144	0.28	7999.95	0.11	NH Cherry Point
94	177	0.35	6039.36	0.08	5th Med Grp-Minot
95	359	0.71	47423.62	0.65	74th Med Grp-Wright-Patterson
96	202	0.40	12739.96	0.18	72nd Med Grp-Tinker
98	196	0.39	36078.53	0.50	Reynolds ACH
100	224	0.44	16467.36	0.23	NACC Newport
101	207	0.41	8580.36	0.12	20th Med Grp-Shaw
103	174	0.34	8605.83	0.12	NH Charleston
104	190	0.37	24822.21	0.34	NH Beaufort
105	341	0.67	56235.55	0.77	Moncrief ACH
108	217	0.43	51546.58	0.71	William Beaumont AMC
109	418	0.82	83127.53	1.14	Brooke AMC
110	311	0.61	129181.90	1.78	Darnall ACH

112	214	0.42	7080.40	0.10	7th Med Grp-Dyess
113	208	0.41	7821.13	0.11	82nd Med Grp-Sheppard
117	498	0.98	68044.99	0.94	59th Med Wing-Lackland
118	209	0.41	9443.08	0.13	NH Corpus Christi
119	195	0.38	9837.16	0.14	75th Med Grp-Hill
120	422	0.83	68276.76	0.94	1st Med Grp-Langley
121	166	0.33	13990.87	0.19	McDonald ACH
122	156	0.31	10897.27	0.15	Kenner AHC
123	505	1.00	109565.60	1.51	Dewitt ACH
124	826	1.63	197388.20	2.71	NMC Portsmouth
125	411	0.81	131432.00	1.81	Madigan AMC
126	264	0.52	41041.73	0.56	NH Bremerton
127	267	0.53	20853.89	0.29	NH Oak Harbor
128	197	0.39	6912.35	0.10	92nd Med Grp-Fairchild
129	206	0.41	4538.57	0.06	90th Med Grp-F.E. Warren
131	172	0.34	9707.51	0.13	Weed ACH
231	247	0.49	7414.83	0.10	NBHC NAS North Island
248	238	0.47	4378.45	0.06	61st Med Squad-Los Angeles
252	215	0.42	12399.50	0.17	21st Med Grp-Peterson
280	236	0.47	13714.73	0.19	NMCL Pearl Harbor
287	102	0.20	6647.51	0.09	15th Med Grp-Hickam
306	210	0.41	6914.75	0.10	NMCL Annapolis
310	236	0.47	3956.47	0.05	66th Med Grp-Hanscom
326	92	0.18	8246.23	0.11	305th Med Grp-McGuire
330	128	0.25	19326.77	0.27	Guthrie AHC
356	89	0.18	7301.48	0.10	437th Med Grp- Charleston
364	164	0.32	4554.62	0.06	17th Med Grp-Goodfellow
366	172	0.34	11600.11	0.16	12th Med Grp-Randolph
378	188	0.37	10255.00	0.14	NBHC Little Creek
385	187	0.37	11789.23	0.16	NMCL Quantico
387	193	0.38	7102.58	0.10	NBHC Oceana
405	185	0.37	6337.83	0.09	NBHC Mayport
407	196	0.39	7640.60	0.11	NBHC NTC San Diego
508	316	0.62	11982.75	0.16	NBHC Navsta Sewells
606	182	0.36	14080.45	0.19	Heidelberg Meddac
607	295	0.58	34834.56	0.48	Landstuhl Regional Medcen
609	148	0.29	22644.30	0.31	Wuerzburg Meddac
612	261	0.51	20690.92	0.28	121st Gen Hosp-Seoul
617	108	0.21	4244.01	0.06	NH Naples
620	307	0.61	11484.04	0.16	NH Guam-Agana
621	286	0.56	23949.50	0.33	NH Okinawa
622	341	0.67	24557.61	0.34	NH Yokosuka
624	114	0.22	4596.35	0.06	NH Sigonella
633	305	0.60	15732.83	0.22	48th Med Grp- Lakenheath
638	227	0.45	8490.41	0.12	51st Med Grp-Osan AB
639	165	0.33	6224.12	0.09	35th Med Grp-Misawa
640	143	0.28	5312.12	0.07	374th Med Grp-Yokota AB
802	111	0.22	4706.27	0.06	36th Med Grp-Andersen
804	195	0.38	9202.35	0.13	18th Med Grp-Kadena AB
805	231	0.46	6391.39	0.09	52nd Med Grp-

806	214	0.42	10510.33	0.14	Spangdahlem
808	150	0.30	7138.23	0.10	86th Med Grp-Ramstein
6215	160	0.32	7922.85	0.11	31st Med Grp-Aviano
					TRICARE Outpatient-
					Chula Vista
7139	248	0.49	9914.34	0.14	16th Med Grp-Hurlburt
					Field
9102	240	0.47	26116.39	0.36	North Region-Air force
9104	152	0.30	15488.41	0.21	North Region-Other
9202	84	0.17	7082.55	0.10	South Region-Air force
9204	83	0.16	5361.43	0.07	South Region-Other
9302	456	0.90	36165.93	0.50	West Region-Air force
9304	136	0.27	9212.35	0.13	West Region-Other
9402	54	0.11	1837.57	0.03	Europe-Air force
9403	49	0.10	2191.16	0.03	Europe-Navy
9404	2	0.00	52.68	0.00	Europe-Other
9501	19	0.04	1958.09	0.03	Pacific-Army
9502	58	0.11	1990.68	0.03	Pacific-Air force
9603	40	0.08	1502.96	0.02	Latin America-Navy
9604	22	0.04	818.76	0.01	Latin America-Other
9901	4963	9.79	1110193.00	15.27	Out of Catchment North
					Region
9902	5648	11.14	1263986.00	17.38	Out of Catchment South
					Region
9903	5545	10.94	938106.60	12.90	Out of Catchment West
					Region
9904	2401	4.74	155795.50	2.14	Out of Catchment
					OCONUS Region

**USA -
CONUS/OCONUS indicator**

Value	Unweighted		Weighted		Formatted Value
	Count	Percent	Count	Percent	
.	667	1.32	73159.88	1.01	Invalid/Missing
0	5735	11.32	326521.00	4.49	Not in USA
1	44282	87.37	6872279.00	94.50	In USA

**XOCONUS -
Overseas Europe/Pacific/Latin indicator**

Value	Unweighted		Weighted		Formatted Value
	Count	Percent	Count	Percent	
.	44949	88.68	6945439.00	95.51	In Conus/Missing region
1	2529	4.99	152455.10	2.10	Europe
2	2390	4.72	129515.40	1.78	Western Pacific
3	816	1.61	44550.49	0.61	Latin America

OUTCATCH - Out of catchment area indicator					
Value	Unweighted		Weighted		Formatted Value
	Count	Percent	Count	Percent	
0	35219	69.49	4005924.00	55.09	Catchment areas
1	15465	30.51	3266036.00	44.91	Out of catchment areas

XSEXA - Male or female (recode)					
Value	Unweighted		Weighted		Formatted Value
	Count	Percent	Count	Percent	
1	27289	53.84	3640349.00	50.06	Male
2	23395	46.16	3631611.00	49.94	Female

XBNFGRP - Constructed beneficiary group					
Value	Unweighted		Weighted		Formatted Value
	Count	Percent	Count	Percent	
.	339	0.67	58478.43	0.80	TRS/Missing/Unknown
1	20677	40.80	1727424.00	23.75	Active Duty <65
2	10460	20.64	1038146.00	14.28	Family of Active <65
3	15854	31.28	2597902.00	35.72	Ret/Surv/Fam <65
4	3354	6.62	1850009.00	25.44	Ret/Surv/Fam 65+

KMILOPQY - Outpatient visits to military facility					
Value	Unweighted		Weighted		Formatted Value
	Count	Percent	Count	Percent	
.	264	0.52	45046.21	0.62	No response
1	26807	52.89	5074204.00	69.78	None
2	3573	7.05	321848.80	4.43	1 visit
3	5087	10.04	455152.70	6.26	2 visits
4	4727	9.33	409805.40	5.64	3 visits
5	3675	7.25	330975.40	4.55	4 visits
6	4681	9.24	437690.70	6.02	5 to 9 visits
7	1870	3.69	197236.20	2.71	10 or more visits

KCIVOPQY - Outpatient visits to civilian facility					
Value	Unweighted		Weighted		Formatted Value
	Count	Percent	Count	Percent	
.	277	0.55	67376.46	0.93	No response
1	31311	61.78	3182169.00	43.76	None
2	2202	4.34	415009.80	5.71	1 visit
3	3369	6.65	697204.10	9.59	2 visits
4	3166	6.25	642415.30	8.83	3 visits
5	3014	5.95	671751.10	9.24	4 visits
6	4716	9.30	1049223.00	14.43	5 to 9 visits
7	2629	5.19	546810.90	7.52	10 or more visits

KCIVINS - Beneficiary covered by civilian insurance					
Value	Unweighted		Weighted		Formatted Value
	Count	Percent	Count	Percent	
1	6606	13.03	1258932.00	17.31	Yes
2	44078	86.97	6013028.00	82.69	No

HP_PRNTL - Pregnant in last year received care in 1st trimester					
Value	Unweighted		Weighted		Formatted Value
	Count	Percent	Count	Percent	
.	48493	95.68	7006068.00	96.34	Missing/Unknown/3 mnths prg now
1	1905	3.76	229263.10	3.15	Yes
2	286	0.56	36628.94	0.50	No

HP_MAMOG - Women age 40 and over mammography in past 2 years					
Value	Unweighted		Weighted		Formatted Value
	Count	Percent	Count	Percent	
.	38648	76.25	5122905.00	70.45	Missing/Unknown/NA
1	10075	19.88	1793979.00	24.67	Yes
2	1961	3.87	355075.40	4.88	No

HP_MAM50 - Women age 50 and over mammography in past 2 years					
Value	Unweighted		Weighted		Formatted Value
	Count	Percent	Count	Percent	
.	42937	84.72	5551867.00	76.35	Missing/Unknown/NA
1	6629	13.08	1448788.00	19.92	Yes
2	1118	2.21	271305.00	3.73	No

HP_PAP - All women pap smear in last 3 years					
Value	Unweighted		Weighted		Formatted Value
	Count	Percent	Count	Percent	
.	28091	55.42	3797370.00	52.22	Missing/Unknown/NA
1	19725	38.92	2827933.00	38.89	Yes
2	2868	5.66	646656.70	8.89	No

HP_BP - Blood pressure check in last 2 years know results					
Value	Unweighted		Weighted		Formatted Value
	Count	Percent	Count	Percent	
.	1263	2.49	172495.80	2.37	Unknown
1	45877	90.52	6575717.00	90.43	Yes
2	3544	6.99	523746.70	7.20	No

HP_FLU - Age 65 and older flu shot in last 12 months					
Value	Unweighted		Weighted		Formatted Value
	Count	Percent	Count	Percent	
.	47163	93.05	5404229.00	74.32	Missing/Unknown/NA
1	2580	5.09	1368234.00	18.82	Yes
2	941	1.86	499496.70	6.87	No

HP_SMOKE - Advised to quit smoking in last 12 months					
Value	Unweighted		Weighted		Formatted Value
	Count	Percent	Count	Percent	
.	43650	86.12	6247817.00	85.92	Missing/Unknown/NA
1	5324	10.50	760930.40	10.46	Yes
2	1710	3.37	263212.40	3.62	No

HP_SMKH2 - Smoker under HEDIS definition (modified)					
Value	Unweighted		Weighted		Formatted Value
	Count	Percent	Count	Percent	
.	1964	3.87	276690.40	3.80	Missing/Unknown/NA
1	7215	14.24	1060851.00	14.59	Yes
2	41505	81.89	5934419.00	81.61	No

HP_CESH2 - Had smoking cessation counseling - HEDIS (modified)					
Value	Unweighted		Weighted		Formatted Value
	Count	Percent	Count	Percent	
.	43951	86.72	6286265.00	86.45	Missing/Unknown/NA
1	5142	10.15	738813.90	10.16	Yes
2	1591	3.14	246880.50	3.39	No

HP_OBESE - Obese or morbidly obese					
Value	Unweighted		Weighted		Formatted Value
	Count	Percent	Count	Percent	
.	2119	4.18	361630.70	4.97	Missing/Unknown/NA
1	11146	21.99	1749137.00	24.05	Yes
2	37419	73.83	5161192.00	70.97	No

POSTCELL - Poststratification cell for new weights					
Value	Unweighted		Weighted		Formatted Value
	Count	Percent	Count	Percent	
09001	119	0.23	18281.35	0.25	9001
09002	102	0.20	17957.65	0.25	9002
09003	107	0.21	18272.22	0.25	9003
10001	264	0.52	7528.00	0.10	10001
10003	232	0.46	12662.75	0.17	10003
10004	270	0.53	11901.69	0.16	10004
10005	133	0.26	18383.92	0.25	10005
10006	240	0.47	22451.14	0.31	10006
10008	219	0.43	10384.89	0.14	10008
10009	244	0.48	20036.88	0.28	10009
10010	260	0.51	16960.93	0.23	10010
10013	264	0.52	12365.23	0.17	10013
10014	248	0.49	26946.87	0.37	10014
10018	242	0.48	5867.29	0.08	10018
10019	240	0.47	5542.00	0.08	10019
10024	176	0.35	62802.20	0.86	10024
10026	290	0.57	6400.45	0.09	10026
10028	272	0.54	13859.91	0.19	10028
10029	252	0.50	71797.58	0.99	10029
10030	160	0.32	21047.36	0.29	10030
10032	156	0.31	38908.50	0.54	10032
10033	276	0.54	19282.71	0.27	10033
10037	340	0.67	24273.70	0.33	10037
10038	246	0.49	39261.16	0.54	10038
10039	239	0.47	43170.93	0.59	10039
10042	251	0.50	23676.71	0.33	10042
10043	256	0.51	10920.55	0.15	10043
10045	280	0.55	21199.76	0.29	10045
10046	259	0.51	10916.88	0.15	10046
10047	220	0.43	38056.62	0.52	10047
10048	148	0.29	41157.64	0.57	10048
10049	161	0.32	43858.64	0.60	10049
10051	239	0.47	13070.20	0.18	10051
10052	181	0.36	56599.04	0.78	10052
10053	245	0.48	8194.69	0.11	10053
10055	302	0.60	16754.57	0.23	10055
10056	272	0.54	11707.15	0.16	10056
10057	201	0.40	26300.77	0.36	10057
10058	270	0.53	12559.95	0.17	10058
10060	166	0.33	55341.82	0.76	10060
10061	210	0.41	28469.38	0.39	10061
10062	273	0.54	12557.31	0.17	10062
10064	152	0.30	15860.05	0.22	10064
10066	262	0.52	18980.89	0.26	10066
10067	295	0.58	31728.80	0.44	10067
10068	306	0.60	6499.37	0.09	10068
10069	252	0.50	32816.27	0.45	10069
10073	227	0.45	20376.95	0.28	10073
10074	375	0.74	3686.74	0.05	10074

10075	164	0.32	24244.70	0.33	10075
10076	270	0.53	7713.90	0.11	10076
10077	262	0.52	7070.37	0.10	10077
10078	280	0.55	18568.14	0.26	10078
10079	223	0.44	29923.24	0.41	10079
10083	275	0.54	13215.49	0.18	10083
10086	231	0.46	20900.20	0.29	10086
10089	204	0.40	83565.13	1.15	10089
10091	189	0.37	69652.35	0.96	10091
10092	193	0.38	10706.49	0.15	10092
10094	231	0.46	8085.97	0.11	10094
10095	289	0.57	23236.53	0.32	10095
10096	254	0.50	16976.03	0.23	10096
10098	164	0.32	23750.87	0.33	10098
10100	284	0.56	21770.75	0.30	10100
10101	270	0.53	9819.59	0.14	10101
10103	230	0.45	11541.35	0.16	10103
10104	162	0.32	16073.93	0.22	10104
10105	184	0.36	22906.49	0.31	10105
10108	162	0.32	38640.11	0.53	10108
10109	231	0.46	32460.53	0.45	10109
10110	162	0.32	78446.27	1.08	10110
10112	282	0.56	8543.49	0.12	10112
10113	257	0.51	8148.05	0.11	10113
10117	110	0.22	5201.25	0.07	10117
10118	272	0.54	12540.53	0.17	10118
10119	249	0.49	13079.32	0.18	10119
10120	232	0.46	22054.97	0.30	10120
10121	212	0.42	17482.97	0.24	10121
10122	204	0.40	13386.15	0.18	10122
10123	254	0.50	57038.50	0.78	10123
10124	219	0.43	80814.51	1.11	10124
10125	198	0.39	77395.42	1.06	10125
10126	219	0.43	28975.75	0.40	10126
10127	245	0.48	14584.30	0.20	10127
10128	250	0.49	8501.06	0.12	10128
10129	254	0.50	6119.16	0.08	10129
10131	174	0.34	8268.64	0.11	10131
10231	313	0.62	9947.61	0.14	10231
10248	312	0.62	5874.73	0.08	10248
10252	284	0.56	16561.03	0.23	10252
10280	308	0.61	18291.48	0.25	10280
10306	267	0.53	9173.02	0.13	10306
10310	316	0.62	5263.86	0.07	10310
10330	162	0.32	25772.14	0.35	10330
10364	218	0.43	5269.71	0.07	10364
10366	239	0.47	15417.11	0.21	10366
10378	250	0.49	13762.00	0.19	10378
10385	248	0.49	15622.01	0.21	10385
10387	240	0.47	9497.49	0.13	10387
10405	250	0.49	8415.83	0.12	10405
10407	258	0.51	8720.82	0.12	10407
10508	410	0.81	15996.64	0.22	10508
10606	218	0.43	18186.59	0.25	10606
10607	180	0.36	28244.90	0.39	10607
10609	181	0.36	29955.66	0.41	10609
10612	183	0.36	18623.34	0.26	10612

10620	245	0.48	8955.83	0.12	10620
10621	174	0.34	18789.91	0.26	10621
10622	289	0.57	25013.06	0.34	10622
10633	290	0.57	15752.67	0.22	10633
10804	249	0.49	12300.60	0.17	10804
10805	303	0.60	8532.00	0.12	10805
10806	265	0.52	14119.58	0.19	10806
11350	111	0.22	20736.87	0.29	11350
16215	204	0.40	9761.86	0.13	16215
17139	301	0.59	13192.46	0.18	17139
19001	1465	2.89	155631.00	2.14	19001
19002	1432	2.83	110910.60	1.53	19002
19003	1733	3.42	129880.90	1.79	19003
19004	1535	3.03	57561.06	0.79	19004
29001	1356	2.68	286684.20	3.94	29001
29002	1351	2.67	373494.50	5.14	29002
29003	1516	2.99	214911.00	2.96	29003
29004	279	0.55	2027.33	0.03	29004
39001	2652	5.23	609643.40	8.38	39001
39002	2413	4.76	471313.30	6.48	39002
39003	2576	5.08	423662.10	5.83	39003
39004	1810	3.57	57739.83	0.79	39004
69001	1125	2.22	593889.30	8.17	69001
69002	1119	2.21	680107.90	9.35	69002
69003	1115	2.20	579711.90	7.97	69003

BWT -**Basic sampling weight**

Value	Unweighted		Weighted		Formatted Value
	Count	Percent	Count	Percent	
6.598 -- 27.545	5490	10.83	121755.70	1.67	Minimum to 10th Percentile
27.669 -- 41.392	7258	14.32	323713.60	4.45	>10th to 25th Percentile
41.598 -- 74.545	12840	25.33	866732.90	11.92	>25th to 50th Percentile
74.934 -- 261.458	12469	24.60	1788674.00	24.60	>50th to 75th Percentile
261.612 -- 574.343	7723	15.24	1827421.00	25.13	>75th to 90th Percentile
576.375 -- 1837.749	4904	9.68	2343663.00	32.23	>90th to 100th Percentile

FWRWT_V4 - Final weight for CAHPS4.0 questionnaire for Quarters I and II					
Value	Unweighted		Weighted		Formatted Value
	Count	Percent	Count	Percent	
.	37578	74.14	5492790.00	75.53	Missing
32.539 -- 168.195	1340	2.64	19975.81	0.27	Minimum to 10th Percentile
168.553 -- 279.899	1935	3.82	54651.07	0.75	>10th to 25th Percentile
280.911 -- 543.428	3282	6.48	162138.50	2.23	>25th to 50th Percentile
543.651 -- 1407.672	3272	6.46	364695.60	5.02	>50th to 75th Percentile
1410.791 -- 2979.773	1967	3.88	471590.00	6.49	>75th to 90th Percentile
2980.958 -- 16916.19	1310	2.58	706119.20	9.71	>90th to 100th Percentile

FWRWT_V3 - Final weight for CAHPS3.0 questionnaire for Quarters I and II					
Value	Unweighted		Weighted		Formatted Value
	Count	Percent	Count	Percent	
.	37207	73.41	5425610.00	74.61	Missing
22.574 -- 161.719	1358	2.68	19934.95	0.27	Minimum to 10th Percentile
162.099 -- 274.451	1989	3.92	56123.75	0.77	>10th to 25th Percentile
274.651 -- 553.397	3406	6.72	168043.50	2.31	>25th to 50th Percentile
554.223 -- 1396.477	3306	6.52	370294.60	5.09	>50th to 75th Percentile
1396.888 -- 2695.890	2071	4.09	497208.80	6.84	>75th to 90th Percentile
2701.662 -- 15111.81	1347	2.66	734744.10	10.10	>90th to 100th Percentile

FWRWT - Final quarterly weight					
Value	Unweighted		Weighted		Formatted Value
	Count	Percent	Count	Percent	
12.194 -- 87.571	5118	10.10	74753.69	1.03	Minimum to 10th Percentile
87.653 -- 147.405	7556	14.91	222544.70	3.06	>10th to 25th Percentile
147.581 -- 294.222	12673	25.00	666199.40	9.16	>25th to 50th Percentile
294.427 -- 768.499	12664	24.99	1526915.00	21.00	>50th to 75th Percentile
768.576 -- 1530.189	7613	15.02	1924222.00	26.46	>75th to 90th Percentile
1532.316 -- 7806.092	5060	9.98	2857324.00	39.29	>90th to 100th Percentile

CFW_V4 - Annual weight for CAHPS 4.0 questionnaire					
Value	Unweighted		Weighted		Formatted Value
	Count	Percent	Count	Percent	
.	13477	26.59	1846350.00	25.39	Missing
3.283 -- 27.824	3865	7.63	64119.57	0.88	Minimum to 10th Percentile
27.846 -- 46.481	5367	10.59	178078.20	2.45	>10th to 25th Percentile
46.510 -- 100.160	9436	18.62	535329.60	7.36	>25th to 50th Percentile
100.211 -- 233.411	9254	18.26	1196910.00	16.46	>50th to 75th Percentile
233.527 -- 526.167	5672	11.19	1544466.00	21.24	>75th to 90th Percentile
526.645 -- 4229.048	3613	7.13	1906707.00	26.22	>90th to 100th Percentile

CFW - Combined annual final weight					
Value	Unweighted		Weighted		Formatted Value
	Count	Percent	Count	Percent	
3.049 -- 22.281	5221	10.30	77025.89	1.06	Minimum to 10th Percentile
22.289 -- 36.494	7369	14.54	217188.10	2.99	>10th to 25th Percentile
36.500 -- 73.950	12827	25.31	674450.50	9.27	>25th to 50th Percentile
73.966 -- 192.336	12599	24.86	1522710.00	20.94	>50th to 75th Percentile
192.507 -- 382.547	7608	15.01	1923261.00	26.45	>75th to 90th Percentile
383.079 -- 1951.523	5060	9.98	2857324.00	39.29	>90th to 100th Percentile

PAGE IS INTENTIONALLY LEFT BLANK TO ALLOW FOR DOUBLE-SIDED COPYING

ANNUAL FREQUENCIES – VERSION 3

H09008A -**Have one person you think of as personal doctor**

Value	Unweighted		Weighted		Formatted Value
	Count	Percent	Count	Percent	
.	37239	73.47	26302.36	0.36	Did not answer
1	7451	14.70	4921431.00	67.84	Yes
2	5994	11.83	2306652.00	31.80	No

H09009A -**Rating of your personal doctor or nurse**

Value	Unweighted		Weighted		Formatted Value
	Count	Percent	Count	Percent	
.	37801	74.58	528785.10	7.29	Did not answer
C	280	0.55	143118.70	1.97	Should be skipped
N	5714	11.27	2163533.00	29.82	Don't have a personal doctor or nurse
0	25	0.05	13232.72	0.18	0
1	17	0.03	7988.04	0.11	1
2	35	0.07	17046.58	0.23	2
3	69	0.14	36860.01	0.51	3
4	112	0.22	41765.57	0.58	4
5	403	0.80	218172.30	3.01	5
6	362	0.71	191311.10	2.64	6
7	858	1.69	463406.80	6.39	7
8	1638	3.23	966759.50	13.33	8
9	1353	2.67	882218.10	12.16	9
10	2017	3.98	1580188.00	21.78	10

H09010A -**Had same personal Dr/nurse before joining health plan**

Value	Unweighted		Weighted		Formatted Value
	Count	Percent	Count	Percent	
.	37281	73.56	58732.14	0.81	Did not answer
C	268	0.53	134666.90	1.86	Should be skipped
N	5726	11.30	2171985.00	29.94	Valid skip
1	1606	3.17	1393691.00	19.21	Yes
2	5803	11.45	3495311.00	48.18	No

H09011A - Health plan: problem to get a personal doctor or nurse you are happy with					
Value	Unweighted		Weighted		Formatted Value
	Count	Percent	Count	Percent	
.	37539	74.06	187623.00	2.59	Did not answer
C	487	0.96	531246.90	7.32	Should be skipped
N	1119	2.21	862443.80	11.89	Valid skip
1	1845	3.64	748000.80	10.31	A big problem
2	3120	6.16	1409997.00	19.44	A small problem
3	6574	12.97	3515074.00	48.45	Not a problem

H09012A - In last year: you or a doctor or nurse think you needed to see a specialist					
Value	Unweighted		Weighted		Formatted Value
	Count	Percent	Count	Percent	
.	37232	73.46	17524.41	0.24	Did not answer
1	7455	14.71	4236327.00	58.40	Yes
2	5997	11.83	3000533.00	41.36	No

H09013A - In last year: how much of a problem to see a specialist you needed to see					
Value	Unweighted		Weighted		Formatted Value
	Count	Percent	Count	Percent	
.	37574	74.13	292300.70	4.03	Did not answer
C	480	0.95	338591.20	4.67	Should be skipped
N	5517	10.89	2661942.00	36.69	Didn't need to see specialist in past yr
1	870	1.72	343577.90	4.74	A big problem
2	1558	3.07	709735.80	9.78	A small problem
3	4685	9.24	2908237.00	40.09	Not a problem

H09014A - In last year: did you see a specialist					
Value	Unweighted		Weighted		Formatted Value
	Count	Percent	Count	Percent	
.	37248	73.49	38152.61	0.53	Did not answer
1	7172	14.15	4155221.00	57.28	Yes
2	6264	12.36	3061011.00	42.20	No

H09015A - Rating of specialist seen most often in last year					
Value	Unweighted		Weighted		Formatted Value
	Count	Percent	Count	Percent	
.	37522	74.03	262805.00	3.62	Did not answer
C	275	0.54	198533.30	2.74	Should be skipped
N	5989	11.82	2862478.00	39.46	Didn't see specialist in last 12 months
0	62	0.12	27190.01	0.37	0
1	27	0.05	9322.20	0.13	1
2	60	0.12	28181.53	0.39	2
3	116	0.23	50844.96	0.70	3
4	142	0.28	52539.49	0.72	4
5	381	0.75	184265.00	2.54	5
6	329	0.65	156680.60	2.16	6
7	771	1.52	354780.50	4.89	7
8	1518	3.00	757186.60	10.44	8
9	1408	2.78	804155.40	11.09	9
10	2084	4.11	1505422.00	20.75	10

H09016A - In last year: called a doctor's office or clinic during regular office hours to get help or advice for yourself					
Value	Unweighted		Weighted		Formatted Value
	Count	Percent	Count	Percent	
.	37245	73.48	24873.06	0.34	Did not answer
1	7674	15.14	4315261.00	59.48	Yes
2	5765	11.37	2914251.00	40.17	No

H09017A - In last year: when you called during regular office hours how often got help or advice you needed					
Value	Unweighted		Weighted		Formatted Value
	Count	Percent	Count	Percent	
.	37540	74.07	268302.00	3.70	Did not answer
C	228	0.45	162756.80	2.24	Should be skipped
N	5537	10.92	2751494.00	37.93	Didn't ask for help/advice in past year
1	342	0.67	135097.30	1.86	Never
2	1504	2.97	589129.30	8.12	Sometimes
3	2263	4.46	1138684.00	15.70	Usually
4	3270	6.45	2208921.00	30.45	Always

H09018A - In last year: have illness/injury/condition that needed care right away					
Value	Unweighted		Weighted		Formatted Value
	Count	Percent	Count	Percent	
.	37240	73.47	22414.00	0.31	Did not answer
1	5828	11.50	3263905.00	44.99	Yes
2	7616	15.03	3968066.00	54.70	No

H09019A - In last year: when needed care right away for an illness or injury got care as soon as wanted					
Value	Unweighted		Weighted		Formatted Value
	Count	Percent	Count	Percent	
.	37449	73.89	196114.40	2.70	Did not answer
C	365	0.72	265797.10	3.66	Should be skipped
N	7251	14.31	3702269.00	51.03	Didn't need care right away in past year
1	341	0.67	144822.50	2.00	Never
2	914	1.80	414958.40	5.72	Sometimes
3	1438	2.84	734748.70	10.13	Usually
4	2926	5.77	1795675.00	24.75	Always

H09020A - In last year: wait between trying to get care and actually seeing a provider for an illness or injury					
Value	Unweighted		Weighted		Formatted Value
	Count	Percent	Count	Percent	
.	37477	73.94	196429.50	2.71	Did not answer
C	364	0.72	272577.00	3.76	Should be skipped
N	7252	14.31	3695489.00	50.94	Didn't need care right away in past year
1	3089	6.09	1852324.00	25.53	Same day
2	820	1.62	424145.20	5.85	1 day
3	489	0.96	243063.40	3.35	2 days
4	262	0.52	118976.70	1.64	3 days
5	432	0.85	196350.50	2.71	4 to 7 days
6	255	0.50	125140.10	1.73	8 to 14 days
7	244	0.48	129890.00	1.79	15 days or longer

H09021A - In last year: made any appointment for regular or routine health care					
Value	Unweighted		Weighted		Formatted Value
	Count	Percent	Count	Percent	
.	37225	73.45	14479.84	0.20	Did not answer
1	10867	21.44	5916378.00	81.56	Yes
2	2592	5.11	1323528.00	18.24	No

H09022A - In last year: how often made appointments for regular or routine health care as soon as you wanted					
Value	Unweighted		Weighted		Formatted Value
	Count	Percent	Count	Percent	
.	37653	74.29	355294.40	4.90	Did not answer
C	90	0.18	60386.46	0.83	Should be skipped
N	2502	4.94	1263141.00	17.41	Didn't have appointment in past year
1	760	1.50	286912.90	3.96	Never
2	2203	4.35	898075.90	12.38	Sometimes
3	3877	7.65	1993106.00	27.47	Usually
4	3599	7.10	2397468.00	33.05	Always

H09023A - In last year: days between making an appointment for regular or routine care and actually seeing a provider					
Value	Unweighted		Weighted		Formatted Value
	Count	Percent	Count	Percent	
.	37698	74.38	407391.40	5.62	Did not answer
C	90	0.18	64307.19	0.89	Should be skipped
N	2502	4.94	1259220.00	17.36	Didn't have an appointment in past year
1	966	1.91	609306.00	8.40	Same day
2	1056	2.08	641923.50	8.85	1 day
3	2310	4.56	1249265.00	17.22	2 to 3 days
4	2300	4.54	1174148.00	16.19	4 to 7 days
5	2040	4.02	951028.30	13.11	8 to 14 days
6	1318	2.60	669538.00	9.23	15 to 30 days
7	404	0.80	228257.50	3.15	31 days or longer

H09024A - In last year: times went to an emergency room for own care					
Value	Unweighted		Weighted		Formatted Value
	Count	Percent	Count	Percent	
.	37289	73.57	53573.82	0.74	Did not answer
1	9861	19.46	5198844.00	71.66	None
2	2254	4.45	1259182.00	17.36	1 time
3	745	1.47	437075.30	6.02	2 times
4	319	0.63	173255.80	2.39	3 times
5	118	0.23	77062.98	1.06	4 times
6	86	0.17	49929.05	0.69	5 to 9 times
7	12	0.02	5462.06	0.08	10 or more times

H09025A - In last year: times went to a doctors office or clinic for yourself (not counting times went to an emergency room)					
Value	Unweighted		Weighted		Formatted Value
	Count	Percent	Count	Percent	
.	37308	73.61	57398.64	0.79	Did not answer
1	1895	3.74	967942.70	13.34	None
2	1606	3.17	777790.80	10.72	1 time
3	2340	4.62	1214362.00	16.74	2 times
4	2203	4.35	1112880.00	15.34	3 times
5	1807	3.57	1015222.00	13.99	4 times
6	2383	4.70	1392746.00	19.20	5 to 9 times
7	1142	2.25	716043.40	9.87	10 or more times

H09026A - In last year: did you/Dr believe you needed any care, tests, or treatment					
Value	Unweighted		Weighted		Formatted Value
	Count	Percent	Count	Percent	
.	37402	73.79	141185.00	1.95	Did not answer
C	163	0.32	132581.50	1.83	Should be skipped
N	1732	3.42	835361.30	11.52	Valid skip
1	9414	18.57	5244003.00	72.29	Yes
2	1973	3.89	901254.00	12.42	No

H09027A -**In last year: problem to get necessary care**

Value	Unweighted		Weighted		Formatted Value
	Count	Percent	Count	Percent	
.	37603	74.19	315480.30	4.35	Did not answer
C	81	0.16	68088.14	0.94	Should be skipped
N	3787	7.47	1801109.00	24.83	No visits/No treatment needed
1	575	1.13	230008.30	3.17	A big problem
2	1649	3.25	694484.40	9.57	A small problem
3	6989	13.79	4145215.00	57.14	Not a problem

H09028A -**In last year: need approval from health plan for any care, tests, or treatment**

Value	Unweighted		Weighted		Formatted Value
	Count	Percent	Count	Percent	
.	37414	73.82	144352.20	1.99	Did not answer
C	162	0.32	131394.20	1.81	Should be skipped
N	1733	3.42	836548.50	11.53	Valid skip
1	4915	9.70	2453820.00	33.83	Yes
2	6460	12.75	3688270.00	50.84	No

H09029A -**In last year: problem with delays in healthcare while waiting for approval from health plan**

Value	Unweighted		Weighted		Formatted Value
	Count	Percent	Count	Percent	
.	37505	74.00	197308.90	2.72	Did not answer
C	79	0.16	64612.29	0.89	Should be skipped
N	8276	16.33	4591601.00	63.29	No visits/No approval needed
1	514	1.01	200587.40	2.77	A big problem
2	1153	2.27	479745.20	6.61	A small problem
3	3157	6.23	1720531.00	23.72	Not a problem

H09030A - In last year: how often taken to exam room within 15 minutes of appointment					
Value	Unweighted		Weighted		Formatted Value
	Count	Percent	Count	Percent	
.	37545	74.08	207031.90	2.85	Did not answer
C	169	0.33	136076.50	1.88	Should be skipped
N	1726	3.41	831866.30	11.47	I had no visits in the last 12 months
1	1957	3.86	999562.20	13.78	Never
2	3029	5.98	1593496.00	21.97	Sometimes
3	4298	8.48	2385830.00	32.89	Usually
4	1960	3.87	1100523.00	15.17	Always

H09031A - In last year: how often office staff at a doctor's office or clinic treat you with courtesy and respect					
Value	Unweighted		Weighted		Formatted Value
	Count	Percent	Count	Percent	
.	37500	73.99	161504.60	2.23	Did not answer
C	168	0.33	135711.80	1.87	Should be skipped
N	1727	3.41	832231.00	11.47	I had no visits in the last 12 months
1	78	0.15	43448.42	0.60	Never
2	644	1.27	292405.40	4.03	Sometimes
3	2587	5.10	1173808.00	16.18	Usually
4	7980	15.74	4615276.00	63.62	Always

H09032A - In last year: how often office staff at a doctor's office or clinic as helpful as expected					
Value	Unweighted		Weighted		Formatted Value
	Count	Percent	Count	Percent	
.	37489	73.97	157469.10	2.17	Did not answer
C	169	0.33	137642.40	1.90	Should be skipped
N	1726	3.41	830300.30	11.45	I had no visits in the last 12 months
1	167	0.33	71371.16	0.98	Never
2	1303	2.57	571270.80	7.87	Sometimes
3	4327	8.54	2115558.00	29.16	Usually
4	5503	10.86	3370773.00	46.47	Always

H09033A -**In last year: how often doctors or other health providers listen carefully to you**

Value	Unweighted		Weighted		Formatted Value
	Count	Percent	Count	Percent	
.	37483	73.95	157853.10	2.18	Did not answer
C	168	0.33	135777.10	1.87	Should be skipped
N	1727	3.41	832165.60	11.47	I had no visits in the last 12 months
1	135	0.27	68976.33	0.95	Never
2	1276	2.52	555069.40	7.65	Sometimes
3	3939	7.77	1906317.00	26.28	Usually
4	5956	11.75	3598226.00	49.60	Always

H09034A -**In last year: how often doctors or other health providers explain things in way you could understand**

Value	Unweighted		Weighted		Formatted Value
	Count	Percent	Count	Percent	
.	37503	73.99	162301.70	2.24	Did not answer
C	169	0.33	139477.70	1.92	Should be skipped
N	1726	3.41	828465.00	11.42	I had no visits in the last 12 months
1	77	0.15	32031.60	0.44	Never
2	800	1.58	411383.70	5.67	Sometimes
3	3544	6.99	1813938.00	25.00	Usually
4	6865	13.54	3866788.00	53.30	Always

H09035A -**In last year: how often doctors or other health providers show respect for what you had to say**

Value	Unweighted		Weighted		Formatted Value
	Count	Percent	Count	Percent	
.	37530	74.05	177732.30	2.45	Did not answer
C	172	0.34	141795.90	1.95	Should be skipped
N	1723	3.40	826146.80	11.39	I had no visits in the last 12 months
1	124	0.24	57602.14	0.79	Never
2	951	1.88	446189.80	6.15	Sometimes
3	3638	7.18	1788983.00	24.66	Usually
4	6546	12.92	3815935.00	52.60	Always

H09036A - In last year: how often doctors or other health providers spend enough time with you					
Value	Unweighted		Weighted		Formatted Value
	Count	Percent	Count	Percent	
.	37528	74.04	180108.70	2.48	Did not answer
C	174	0.34	142723.60	1.97	Should be skipped
N	1721	3.40	825219.20	11.38	I had no visits in the last 12 months
1	290	0.57	133366.20	1.84	Never
2	1522	3.00	674109.80	9.29	Sometimes
3	4366	8.61	2296734.00	31.66	Usually
4	5083	10.03	3002124.00	41.38	Always

H09037A - Rating of all healthcare in last year					
Value	Unweighted		Weighted		Formatted Value
	Count	Percent	Count	Percent	
.	37533	74.05	186900.40	2.58	Did not answer
C	195	0.38	152901.50	2.11	Should be skipped
N	1700	3.35	815041.20	11.24	I had no visits in the last 12 months
0	53	0.10	24720.40	0.34	0
1	50	0.10	20319.96	0.28	1
2	116	0.23	54985.15	0.76	2
3	252	0.50	104488.90	1.44	3
4	295	0.58	113441.80	1.56	4
5	718	1.42	305992.10	4.22	5
6	740	1.46	329895.40	4.55	6
7	1730	3.41	725044.70	9.99	7
8	2762	5.45	1366290.00	18.83	8
9	2303	4.54	1368937.00	18.87	9
10	2237	4.41	1685427.00	23.23	10

H09039A - In last year: sent in any claims to your health plan					
Value	Unweighted		Weighted		Formatted Value
	Count	Percent	Count	Percent	
.	37471	73.93	122443.20	1.69	Did not answer
D	2169	4.28	1015725.00	14.00	Don't know
1	6039	11.92	3885146.00	53.56	Yes
2	5005	9.87	2231071.00	30.75	No

H09040A - In last year: health plan handled claims in a reasonable time					
Value	Unweighted		Weighted		Formatted Value
	Count	Percent	Count	Percent	
.	37568	74.12	226706.50	3.13	Did not answer
C	236	0.47	156126.10	2.15	Should be skipped
D	649	1.28	406754.30	5.61	Don't know
N	6938	13.69	3090670.00	42.60	No claims sent for me in past year
1	168	0.33	84503.90	1.16	Never
2	459	0.91	220475.80	3.04	Sometimes
3	1850	3.65	1179124.00	16.25	Usually
4	2816	5.56	1890025.00	26.05	Always

H09041A - In last year: how often health plan handled claims correctly					
Value	Unweighted		Weighted		Formatted Value
	Count	Percent	Count	Percent	
.	37572	74.13	214801.40	2.96	Did not answer
C	223	0.44	152646.50	2.10	Should be skipped
D	679	1.34	403570.60	5.56	Don't know
N	6951	13.71	3094149.00	42.65	No claims sent for me in past year
1	114	0.22	63678.75	0.88	Never
2	463	0.91	199184.10	2.75	Sometimes
3	1736	3.43	1091890.00	15.05	Usually
4	2946	5.81	2034465.00	28.04	Always

H09042A - In last year: look for any information in written materials/Internet on how health plan works					
Value	Unweighted		Weighted		Formatted Value
	Count	Percent	Count	Percent	
.	37484	73.96	131554.00	1.81	Did not answer
1	4190	8.27	2208262.00	30.44	Yes
2	9010	17.78	4914569.00	67.75	No

H09043A -**In last year: problem to find or understand information in the written materials/Internet**

Value	Unweighted		Weighted		Formatted Value
	Count	Percent	Count	Percent	
.	37565	74.12	201233.80	2.77	Did not answer
C	247	0.49	212168.80	2.92	Should be skipped
N	8763	17.29	4702400.00	64.82	Didn't look for info in past year
1	447	0.88	188652.50	2.60	A big problem
2	1478	2.92	738563.30	10.18	A small problem
3	2184	4.31	1211367.00	16.70	Not a problem

H09044A -**In last year: called health plan's customer service to get information or help**

Value	Unweighted		Weighted		Formatted Value
	Count	Percent	Count	Percent	
.	37486	73.96	130517.30	1.80	Did not answer
1	4247	8.38	2165004.00	29.84	Yes
2	8951	17.66	4958864.00	68.36	No

H09045A -**In last year: problem to get the help you needed when called health plan's customer service**

Value	Unweighted		Weighted		Formatted Value
	Count	Percent	Count	Percent	
.	37547	74.08	170048.10	2.34	Did not answer
C	302	0.60	281622.80	3.88	Should be skipped
N	8649	17.06	4677241.00	64.47	Didn't call customer service in past yr
1	520	1.03	211707.00	2.92	A big problem
2	1151	2.27	541929.00	7.47	A small problem
3	2515	4.96	1371837.00	18.91	Not a problem

H09046A - In last year: have to fill out paperwork for your health plan					
Value	Unweighted		Weighted		Formatted Value
	Count	Percent	Count	Percent	
.	37502	73.99	145070.60	2.00	Did not answer
1	3832	7.56	1941492.00	26.76	Yes
2	9350	18.45	5167822.00	71.24	No

H09047A - In last year: how much problem with paperwork for your health plan					
Value	Unweighted		Weighted		Formatted Value
	Count	Percent	Count	Percent	
.	37554	74.09	182127.80	2.51	Did not answer
C	353	0.70	288898.70	3.98	Should be skipped
N	8997	17.75	4878924.00	67.25	Didn't have any experiences with paperwk
1	219	0.43	99292.90	1.37	A big problem
2	857	1.69	392212.30	5.41	A small problem
3	2704	5.34	1412930.00	19.48	Not a problem

H09048A - Rating of all experience with health plan					
Value	Unweighted		Weighted		Formatted Value
	Count	Percent	Count	Percent	
.	37635	74.25	218972.50	3.02	Did not answer
0	101	0.20	49531.34	0.68	0
1	65	0.13	27338.44	0.38	1
2	129	0.25	54067.09	0.75	2
3	233	0.46	79973.79	1.10	3
4	257	0.51	104863.40	1.45	4
5	1027	2.03	438970.30	6.05	5
6	923	1.82	400374.10	5.52	6
7	2010	3.97	877830.40	12.10	7
8	2958	5.84	1404332.00	19.36	8
9	2541	5.01	1478019.00	20.37	9
10	2805	5.53	2120113.00	29.23	10

H09054A - How long since you quit smoking					
Value	Unweighted		Weighted		Formatted Value
	Count	Percent	Count	Percent	
.	37585	74.16	197474.00	2.72	Did not answer
C	264	0.52	184071.60	2.54	Should be skipped
D	81	0.16	75826.88	1.05	Don't know
N	9790	19.32	4820665.00	66.45	Valid skip
2	2679	5.29	1848593.00	25.48	12 months or more
3	285	0.56	127754.70	1.76	Less than 12 months

N2_V3 - Coding scheme note 2_V3					
Value	Unweighted		Weighted		Formatted Value
	Count	Percent	Count	Percent	
.	37207	73.41	.	.	
1	77	0.15	44206.82	0.61	1
2	467	0.92	523512.70	7.22	2
3	521	1.03	488210.90	6.73	3
4	1113	2.20	859333.70	11.85	4
5	5096	10.05	2902715.00	40.01	5
6	21	0.04	15306.52	0.21	6
7	18	0.04	6986.95	0.10	7
8	21	0.04	17123.26	0.24	8
10	5	0.01	1368.34	0.02	10
11	203	0.40	98911.86	1.36	11
12	6	0.01	3110.05	0.04	12
13	186	0.37	104384.50	1.44	13
14	5709	11.26	2162165.00	29.80	14
15	2	0.00	747.18	0.01	15
16	32	0.06	26302.36	0.36	16

N3_V3 - Coding scheme note 3_V3					
Value	Unweighted		Weighted		Formatted Value
	Count	Percent	Count	Percent	
.	37207	73.41	.	.	
1	7314	14.43	4127948.00	56.90	1
2	46	0.09	28416.17	0.39	2
3	141	0.28	108379.30	1.49	3
4	5951	11.74	2972117.00	40.97	4
5	25	0.05	17524.41	0.24	5

N4_V3 - Coding scheme note 4_V3					
Value	Unweighted		Weighted		Formatted Value
	Count	Percent	Count	Percent	
.	37207	73.41	.	.	
1	7085	13.98	4072142.00	56.13	1
2	23	0.05	14575.02	0.20	2
3	87	0.17	83079.10	1.15	3
4	6241	12.31	3046436.00	41.99	4
5	41	0.08	38152.61	0.53	5

N5_V3 - Coding scheme note 5_V3					
Value	Unweighted		Weighted		Formatted Value
	Count	Percent	Count	Percent	
.	37207	73.41	.	.	
1	7562	14.92	4237728.00	58.42	1
2	43	0.08	26628.03	0.37	2
3	112	0.22	77533.09	1.07	3
4	5722	11.29	2887623.00	39.81	4
5	38	0.07	24873.06	0.34	5

N6_V3 - Coding scheme note 6_V3					
Value	Unweighted		Weighted		Formatted Value
	Count	Percent	Count	Percent	
.	37207	73.41	.	.	
1	163	0.32	132078.60	1.82	1
2	23	0.05	18015.25	0.25	2
3	46	0.09	20565.27	0.28	3
4	5383	10.62	2909966.00	40.11	4
5	53	0.10	51954.05	0.72	5
6	236	0.47	201294.90	2.77	6
7	7540	14.88	3898097.00	53.73	7
8	33	0.07	22414.00	0.31	8

N7_V3 -**Coding scheme note 7_V3**

Value	Unweighted		Weighted		Formatted Value
	Count	Percent	Count	Percent	
.	37207	73.41	.	.	
1	366	0.72	296591.80	4.09	1
2	11	0.02	9229.22	0.13	2
3	31	0.06	19592.15	0.27	3
4	10331	20.38	5479312.00	75.53	4
5	12	0.02	8240.41	0.11	5
6	139	0.27	120881.90	1.67	6
7	2569	5.07	1306058.00	18.00	7
8	18	0.04	14479.84	0.20	8

N8_V3 -**Coding scheme note 8_V3**

Value	Unweighted		Weighted		Formatted Value
	Count	Percent	Count	Percent	
.	37207	73.41	.	.	
1	1894	3.74	966791.40	13.33	1
2	1	0.00	1151.36	0.02	2
3	11481	22.65	6229044.00	85.87	3
4	61	0.12	24163.41	0.33	4
5	40	0.08	33235.23	0.46	5

N9_V3 -**Coding scheme note 9_V3**

Value	Unweighted		Weighted		Formatted Value
	Count	Percent	Count	Percent	
.	37207	73.41	.	.	
1	1895	3.74	967942.70	13.34	1
2	9280	18.31	5132891.00	70.76	2
4	134	0.26	111112.70	1.53	4
5	1973	3.89	901254.00	12.42	5
6	195	0.38	141185.00	1.95	6

N10_V3 - Coding scheme note 10_V3					
Value	Unweighted		Weighted		Formatted Value
	Count	Percent	Count	Percent	
.	37207	73.41	.	.	
1	1895	3.74	967942.70	13.34	1
2	4153	8.19	1796836.00	24.77	2
4	762	1.50	656984.10	9.06	4
5	6460	12.75	3688270.00	50.84	5
6	207	0.41	144352.20	1.99	6

N11_V3 - Coding scheme note 11_V3					
Value	Unweighted		Weighted		Formatted Value
	Count	Percent	Count	Percent	
.	37207	73.41	.	.	
1	5839	11.52	3704375.00	51.06	1
2	39	0.08	29261.97	0.40	2
3	200	0.39	180771.10	2.49	3
4	4966	9.80	2201809.00	30.35	4
5	2169	4.28	1015725.00	14.00	5
6	264	0.52	122443.20	1.69	6

N12_V3 - Coding scheme note 12_V3					
Value	Unweighted		Weighted		Formatted Value
	Count	Percent	Count	Percent	
.	37207	73.41	.	.	
1	4039	7.97	2087531.00	28.78	1
2	26	0.05	15303.42	0.21	2
3	151	0.30	120730.60	1.66	3
4	8984	17.73	4899266.00	67.54	4
5	277	0.55	131554.00	1.81	5

N13_V3 - Coding scheme note 13_V3					
Value	Unweighted		Weighted		Formatted Value
	Count	Percent	Count	Percent	
.	37207	73.41	.	.	
1	4080	8.05	2035783.00	28.06	1
2	26	0.05	16161.00	0.22	2
3	167	0.33	129220.80	1.78	3
4	8925	17.61	4942703.00	68.13	4
5	279	0.55	130517.30	1.80	5

N14_V3 - Coding scheme note 14_V3					
Value	Unweighted		Weighted		Formatted Value
	Count	Percent	Count	Percent	
.	37207	73.41	.	.	
1	3536	6.98	1697946.00	23.41	1
2	27	0.05	13646.45	0.19	2
3	296	0.58	243546.60	3.36	3
4	9323	18.39	5154176.00	71.05	4
5	295	0.58	145070.60	2.00	5

N15_V3 - Coding scheme note 15_V3					
Value	Unweighted		Weighted		Formatted Value
	Count	Percent	Count	Percent	
.	37207	73.41	.	.	
1	1966	3.88	1077862.00	14.86	1
2	2749	5.42	1906427.00	26.28	2
3	306	0.60	153740.80	2.12	3
4	6	0.01	8935.09	0.12	4
5	3	0.01	3109.99	0.04	5
6	12	0.02	7356.95	0.10	6
7	1	0.00	2419.10	0.03	7
8	35	0.07	37983.28	0.52	8
9	17	0.03	13088.98	0.18	9
10	8059	15.90	3906428.00	53.85	10
12	4	0.01	6639.14	0.09	12
13	3	0.01	2646.56	0.04	13
14	316	0.62	127748.00	1.76	14

KMILOFFC - Office wait of 15 min or more at military facility					
Value	Unweighted		Weighted		Formatted Value
	Count	Percent	Count	Percent	
.	44389	87.58	5153504.00	71.04	Missing/Unknown/NA
1	2873	5.67	1000624.00	13.79	Yes
2	3422	6.75	1100257.00	15.17	No

KCIVOFFC - Office wait of 15 min or more at civilian facility					
Value	Unweighted		Weighted		Formatted Value
	Count	Percent	Count	Percent	
.	45875	90.51	3357315.00	46.28	Missing/Unknown/NA
1	2049	4.04	1555820.00	21.45	Yes
2	2760	5.45	2341251.00	32.27	No

KBGPRB1 - Big problem getting referrals to specialist					
Value	Unweighted		Weighted		Formatted Value
	Count	Percent	Count	Percent	
.	43571	85.97	3292834.00	45.39	Missing/Unknown/NA
1	870	1.72	343577.90	4.74	Yes
2	6243	12.32	3617973.00	49.87	No

KBGPRB2 - Big problem getting necessary care					
Value	Unweighted		Weighted		Formatted Value
	Count	Percent	Count	Percent	
.	41471	81.82	2184677.00	30.12	Missing/Unknown/NA
1	575	1.13	230008.30	3.17	Yes
2	8638	17.04	4839700.00	66.71	No

HP_SMOKH - Smoker under HEDIS definition					
Value	Unweighted		Weighted		Formatted Value
	Count	Percent	Count	Percent	
.	37753	74.49	275959.40	3.80	Missing/Unknown/NA
1	2267	4.47	1217593.00	16.78	Yes
2	10664	21.04	5760833.00	79.41	No

HP_CESH - Had smoking cessation counseling – HEDIS					
Value	Unweighted		Weighted		Formatted Value
	Count	Percent	Count	Percent	
.	48572	95.83	6130638.00	84.51	Missing/Unknown/NA
1	1534	3.03	809734.00	11.16	Yes
2	578	1.14	314013.40	4.33	No

CFW_V3 - Annual weight for CAHPS 3.0 questionnaire					
Value	Unweighted		Weighted		Formatted Value
	Count	Percent	Count	Percent	
.	37207	73.41	.	.	Missing
11.287 -- 81.074	1360	2.68	77167.79	1.06	Minimum to 10th Percentile
81.299 -- 137.424	2010	3.97	221930.50	3.06	>10th to 25th Percentile
137.527 -- 276.698	3383	6.67	664095.30	9.15	>25th to 50th Percentile
277.112 -- 698.444	3390	6.69	1524503.00	21.01	>50th to 75th Percentile
698.552 -- 1347.945	1987	3.92	1883340.00	25.96	>75th to 90th Percentile
1350.831 -- 7555.903	1347	2.66	2883348.00	39.75	>90th to 100th Percentile

QUARTERLY FREQUENCIES – VERSION 4

MPRID - Unique MPR identifier										
Unweighted										
Value	Formatted Value	Q1 Count	Q1 Percent	Q2 Count	Q2 Percent	Q3 Count	Q3 Percent	Q4 Count	Q4 Percent	
00129975 -- 13076474	00000001--99999999	13369	100.00	13214	100.00	12432	100.00	11669	100.00	
Weighted										
Value	Formatted Value	Q1 Count	Q1 Percent	Q2 Count	Q2 Percent	Q3 Count	Q3 Percent	Q4 Count	Q4 Percent	
00129975 -- 13076474	00000001--99999999	7248770	100.00	7253310	100.00	7263127	100.00	7322632	100.00	

SVCSMPL - Branch of service sampling variable										
Unweighted										
Value	Formatted Value	Q1 Count	Q1 Percent	Q2 Count	Q2 Percent	Q3 Count	Q3 Percent	Q4 Count	Q4 Percent	
1 Army		4331	32.40	4171	31.57	4103	33.00	3804	32.60	
2 Navy		3067	22.94	2998	22.69	2823	22.71	2669	22.87	
3 Marine Corps		764	5.71	774	5.86	677	5.45	694	5.95	
4 Air Force		4778	35.74	4814	36.43	4394	35.34	4073	34.90	
5 Coast Guard		340	2.54	369	2.79	348	2.80	343	2.94	
6 Other/Unknown		89	0.67	88	0.67	87	0.70	86	0.74	
Weighted										
Value	Formatted Value	Q1 Count	Q1 Percent	Q2 Count	Q2 Percent	Q3 Count	Q3 Percent	Q4 Count	Q4 Percent	
1 Army		2820559	38.91	2846423	39.24	2869555	39.51	2930430	40.02	
2 Navy		1690293	23.32	1642678	22.65	1624662	22.37	1578692	21.56	
3 Marine Corps		538281	7.43	508667	7.01	509663	7.02	552270	7.54	
4 Air Force		2020145	27.87	2059624	28.40	2069032	28.49	2049402	27.99	
5 Coast Guard		158690	2.19	172414	2.38	167757	2.31	177670	2.43	
6 Other/Unknown		20803	0.29	23504	0.32	22457	0.31	34168	0.47	

SEXSMPL - Sex sampling variable									
Unweighted									
Value	Formatted Value	Q1 Count	Q1 Percent	Q2 Count	Q2 Percent	Q3 Count	Q3 Percent	Q4 Count	Q4 Percent
1 Male		7355	55.02	7307	55.30	6682	53.75	6145	52.66
2 Female		6014	44.98	5907	44.70	5750	46.25	5524	47.34
Weighted									
Value	Formatted Value	Q1 Count	Q1 Percent	Q2 Count	Q2 Percent	Q3 Count	Q3 Percent	Q4 Count	Q4 Percent
1 Male		3779916	52.15	3568100	49.19	3721070	51.23	3557011	48.58
2 Female		3468854	47.85	3685209	50.81	3542057	48.77	3765621	51.42

STRATUM - Sampling stratum									
Unweighted									
Value	Formatted Value	Q1 Count	Q1 Percent	Q2 Count	Q2 Percent	Q3 Count	Q3 Percent	Q4 Count	Q4 Percent
0999911	999911	84	0.63	95	0.72	73	0.59	76	0.65
1000101	1000101	37	0.28	27	0.20	16	0.13	18	0.15
1000103	1000103	12	0.09	7	0.05	7	0.06	15	0.13
1000106	1000106	42	0.31	30	0.23	27	0.22	26	0.22
1000301	1000301	32	0.24	39	0.30	22	0.18	31	0.27
1000303	1000303	15	0.11	15	0.11	4	0.03	12	0.10
1000306	1000306	16	0.12	16	0.12	12	0.10	18	0.15
1000401	1000401	22	0.16	35	0.26	35	0.28	30	0.26
1000403	1000403	10	0.07	16	0.12	18	0.14	9	0.08
1000406	1000406	28	0.21	26	0.20	24	0.19	17	0.15
1000501	1000501	27	0.20	18	0.14	16	0.13	13	0.11
1000503	1000503	8	0.06	6	0.05	11	0.09	5	0.04
1000506	1000506	5	0.04	5	0.04	11	0.09	8	0.07
1000601	1000601	43	0.32	29	0.22	22	0.18	20	0.17
1000603	1000603	15	0.11	12	0.09	12	0.10	13	0.11
1000606	1000606	18	0.13	19	0.14	16	0.13	21	0.18
1000801	1000801	37	0.28	32	0.24	25	0.20	25	0.21
1000803	1000803	5	0.04	7	0.05	12	0.10	11	0.09
1000806	1000806	15	0.11	18	0.14	14	0.11	18	0.15
1000901	1000901	38	0.28	28	0.21	17	0.14	31	0.27
1000903	1000903	11	0.08	7	0.05	7	0.06	9	0.08
1000906	1000906	22	0.16	23	0.17	24	0.19	27	0.23
1001001	1001001	41	0.31	41	0.31	33	0.27	28	0.24
1001003	1001003	8	0.06	12	0.09	10	0.08	12	0.10
1001006	1001006	20	0.15	19	0.14	18	0.14	18	0.15
1001301	1001301	43	0.32	53	0.40	39	0.31	43	0.37
1001303	1001303	11	0.08	7	0.05	9	0.07	9	0.08
1001306	1001306	15	0.11	11	0.08	12	0.10	12	0.10
1001401	1001401	37	0.28	32	0.24	29	0.23	32	0.27
1001403	1001403	13	0.10	12	0.09	5	0.04	7	0.06
1001406	1001406	22	0.16	23	0.17	16	0.13	20	0.17
1001801	1001801	40	0.30	32	0.24	33	0.27	23	0.20
1001803	1001803	22	0.16	10	0.08	11	0.09	14	0.12
1001806	1001806	15	0.11	13	0.10	17	0.14	12	0.10
1001901	1001901	37	0.28	31	0.23	30	0.24	29	0.25
1001903	1001903	13	0.10	14	0.11	9	0.07	7	0.06

2009 HEALTH CARE SURVEY OF DOD BENEFICIARIES – FINAL

1001906	1001906	14	0.10	21	0.16	20	0.16	15	0.13
1002401	1002401	23	0.17	21	0.16	20	0.16	21	0.18
1002403	1002403	12	0.09	10	0.08	11	0.09	9	0.08
1002406	1002406	6	0.04	16	0.12	12	0.10	15	0.13
1002601	1002601	53	0.40	40	0.30	34	0.27	45	0.39
1002603	1002603	18	0.13	14	0.11	20	0.16	16	0.14
1002606	1002606	11	0.08	15	0.11	13	0.10	11	0.09
1002801	1002801	48	0.36	42	0.32	47	0.38	34	0.29
1002803	1002803	12	0.09	14	0.11	13	0.10	8	0.07
1002806	1002806	15	0.11	13	0.10	10	0.08	16	0.14
1002901	1002901	40	0.30	44	0.33	37	0.30	41	0.35
1002903	1002903	7	0.05	14	0.11	14	0.11	11	0.09
1002906	1002906	10	0.07	11	0.08	12	0.10	11	0.09
1003001	1003001	25	0.19	19	0.14	21	0.17	16	0.14
1003003	1003003	8	0.06	12	0.09	8	0.06	7	0.06
1003006	1003006	10	0.07	12	0.09	12	0.10	10	0.09
1003201	1003201	21	0.16	23	0.17	17	0.14	20	0.17
1003203	1003203	8	0.06	12	0.09	7	0.06	7	0.06
1003206	1003206	6	0.04	16	0.12	10	0.08	9	0.08
1003301	1003301	28	0.21	38	0.29	33	0.27	24	0.21
1003303	1003303	13	0.10	20	0.15	10	0.08	11	0.09
1003306	1003306	24	0.18	22	0.17	27	0.22	26	0.22
1003701	1003701	68	0.51	70	0.53	64	0.51	60	0.51
1003703	1003703	8	0.06	14	0.11	6	0.05	9	0.08
1003706	1003706	10	0.07	11	0.08	8	0.06	12	0.10
1003801	1003801	44	0.33	44	0.33	42	0.34	24	0.21
1003803	1003803	12	0.09	9	0.07	10	0.08	6	0.05
1003806	1003806	15	0.11	17	0.13	12	0.10	11	0.09
1003901	1003901	39	0.29	40	0.30	29	0.23	37	0.32
1003903	1003903	10	0.07	8	0.06	12	0.10	10	0.09
1003906	1003906	13	0.10	14	0.11	16	0.13	11	0.09
1004201	1004201	37	0.28	35	0.26	26	0.21	18	0.15
1004203	1004203	14	0.10	21	0.16	4	0.03	15	0.13
1004206	1004206	26	0.19	19	0.14	22	0.18	14	0.12
1004301	1004301	34	0.25	36	0.27	27	0.22	31	0.27
1004303	1004303	13	0.10	7	0.05	11	0.09	7	0.06
1004306	1004306	24	0.18	27	0.20	19	0.15	20	0.17
1004501	1004501	35	0.26	41	0.31	38	0.31	28	0.24
1004503	1004503	16	0.12	8	0.06	9	0.07	11	0.09
1004506	1004506	30	0.22	23	0.17	25	0.20	16	0.14
1004601	1004601	25	0.19	25	0.19	17	0.14	25	0.21
1004603	1004603	12	0.09	10	0.08	10	0.08	15	0.13
1004606	1004606	29	0.22	36	0.27	22	0.18	33	0.28
1004701	1004701	40	0.30	30	0.23	34	0.27	26	0.22
1004703	1004703	12	0.09	4	0.03	11	0.09	10	0.09
1004706	1004706	14	0.10	16	0.12	11	0.09	12	0.10
1004801	1004801	22	0.16	18	0.14	21	0.17	15	0.13
1004803	1004803	6	0.04	10	0.08	6	0.05	8	0.07
1004806	1004806	11	0.08	11	0.08	10	0.08	10	0.09
1004901	1004901	27	0.20	20	0.15	28	0.23	14	0.12
1004903	1004903	7	0.05	8	0.06	6	0.05	5	0.04
1004906	1004906	10	0.07	9	0.07	15	0.12	12	0.10
1005101	1005101	34	0.25	34	0.26	30	0.24	28	0.24
1005103	1005103	11	0.08	11	0.08	7	0.06	11	0.09
1005106	1005106	18	0.13	24	0.18	14	0.11	17	0.15
1005201	1005201	36	0.27	27	0.20	18	0.14	16	0.14
1005203	1005203	9	0.07	8	0.06	16	0.13	8	0.07
1005206	1005206	7	0.05	11	0.08	10	0.08	15	0.13
1005301	1005301	46	0.34	33	0.25	37	0.30	29	0.25
1005303	1005303	15	0.11	10	0.08	9	0.07	9	0.08
1005306	1005306	16	0.12	12	0.09	14	0.11	15	0.13
1005501	1005501	53	0.40	50	0.38	38	0.31	32	0.27
1005503	1005503	11	0.08	13	0.10	11	0.09	15	0.13
1005506	1005506	21	0.16	25	0.19	13	0.10	20	0.17
1005601	1005601	45	0.34	53	0.40	36	0.29	38	0.33
1005603	1005603	9	0.07	7	0.05	7	0.06	11	0.09
1005606	1005606	15	0.11	17	0.13	17	0.14	17	0.15
1005701	1005701	35	0.26	31	0.23	25	0.20	29	0.25
1005703	1005703	4	0.03	11	0.08	9	0.07	10	0.09
1005706	1005706	12	0.09	9	0.07	16	0.13	10	0.09
1005801	1005801	39	0.29	44	0.33	40	0.32	33	0.28
1005803	1005803	14	0.10	12	0.09	11	0.09	8	0.07

2009 HEALTH CARE SURVEY OF DOD BENEFICIARIES – FINAL

1005806	1005806	21	0.16	22	0.17	13	0.10	13	0.11
1006001	1006001	25	0.19	23	0.17	30	0.24	17	0.15
1006003	1006003	6	0.04	9	0.07	10	0.08	3	0.03
1006006	1006006	9	0.07	12	0.09	12	0.10	10	0.09
1006101	1006101	31	0.23	34	0.26	39	0.31	26	0.22
1006103	1006103	14	0.10	10	0.08	8	0.06	6	0.05
1006106	1006106	7	0.05	8	0.06	11	0.09	16	0.14
1006201	1006201	37	0.28	46	0.35	40	0.32	32	0.27
1006203	1006203	13	0.10	9	0.07	12	0.10	15	0.13
1006206	1006206	17	0.13	19	0.14	17	0.14	16	0.14
1006401	1006401	18	0.13	22	0.17	29	0.23	19	0.16
1006403	1006403	5	0.04	5	0.04	7	0.06	5	0.04
1006406	1006406	11	0.08	15	0.11	8	0.06	8	0.07
1006601	1006601	43	0.32	43	0.33	48	0.39	31	0.27
1006603	1006603	6	0.04	12	0.09	14	0.11	6	0.05
1006606	1006606	17	0.13	15	0.11	12	0.10	15	0.13
1006701	1006701	56	0.42	40	0.30	49	0.39	40	0.34
1006703	1006703	14	0.10	12	0.09	18	0.14	16	0.14
1006706	1006706	13	0.10	12	0.09	11	0.09	14	0.12
1006801	1006801	46	0.34	57	0.43	37	0.30	42	0.36
1006803	1006803	9	0.07	14	0.11	16	0.13	10	0.09
1006806	1006806	17	0.13	21	0.16	20	0.16	17	0.15
1006901	1006901	40	0.30	46	0.35	27	0.22	30	0.26
1006903	1006903	10	0.07	12	0.09	8	0.06	11	0.09
1006906	1006906	19	0.14	20	0.15	14	0.11	15	0.13
1007301	1007301	30	0.22	34	0.26	24	0.19	16	0.14
1007303	1007303	13	0.10	9	0.07	9	0.07	12	0.10
1007306	1007306	31	0.23	16	0.12	13	0.10	20	0.17
1007401	1007401	42	0.31	45	0.34	42	0.34	38	0.33
1007403	1007403	49	0.37	58	0.44	54	0.43	47	0.40
1007501	1007501	22	0.16	21	0.16	24	0.19	13	0.11
1007503	1007503	7	0.05	9	0.07	16	0.13	7	0.06
1007506	1007506	15	0.11	16	0.12	6	0.05	8	0.07
1007601	1007601	44	0.33	47	0.36	37	0.30	33	0.28
1007603	1007603	12	0.09	10	0.08	10	0.08	9	0.08
1007606	1007606	18	0.13	16	0.12	17	0.14	17	0.15
1007701	1007701	47	0.35	41	0.31	33	0.27	34	0.29
1007703	1007703	14	0.10	12	0.09	11	0.09	10	0.09
1007706	1007706	11	0.08	18	0.14	17	0.14	14	0.12
1007801	1007801	30	0.22	43	0.33	26	0.21	33	0.28
1007803	1007803	14	0.10	16	0.12	12	0.10	8	0.07
1007806	1007806	19	0.14	26	0.20	29	0.23	24	0.21
1007901	1007901	24	0.18	23	0.17	19	0.15	23	0.20
1007903	1007903	17	0.13	11	0.08	9	0.07	11	0.09
1007906	1007906	19	0.14	25	0.19	24	0.19	18	0.15
1008301	1008301	40	0.30	41	0.31	29	0.23	24	0.21
1008303	1008303	15	0.11	13	0.10	8	0.06	10	0.09
1008306	1008306	21	0.16	30	0.23	21	0.17	23	0.20
1008601	1008601	50	0.37	44	0.33	21	0.17	27	0.23
1008603	1008603	13	0.10	16	0.12	10	0.08	12	0.10
1008606	1008606	7	0.05	10	0.08	10	0.08	11	0.09
1008901	1008901	38	0.28	33	0.25	25	0.20	35	0.30
1008903	1008903	13	0.10	6	0.05	6	0.05	8	0.07
1008906	1008906	11	0.08	10	0.08	10	0.08	9	0.08
1009101	1009101	26	0.19	32	0.24	24	0.19	23	0.20
1009103	1009103	11	0.08	9	0.07	14	0.11	9	0.08
1009106	1009106	7	0.05	16	0.12	10	0.08	8	0.07
1009201	1009201	10	0.07	19	0.14	16	0.13	18	0.15
1009203	1009203	15	0.11	18	0.14	19	0.15	17	0.15
1009206	1009206	22	0.16	12	0.09	13	0.10	14	0.12
1009401	1009401	48	0.36	33	0.25	38	0.31	30	0.26
1009403	1009403	8	0.06	9	0.07	7	0.06	15	0.13
1009406	1009406	10	0.07	12	0.09	12	0.10	9	0.08
1009501	1009501	30	0.22	29	0.22	30	0.24	37	0.32
1009503	1009503	13	0.10	10	0.08	14	0.11	12	0.10
1009506	1009506	28	0.21	33	0.25	29	0.23	24	0.21
1009601	1009601	45	0.34	39	0.30	38	0.31	31	0.27
1009603	1009603	12	0.09	12	0.09	10	0.08	9	0.08
1009606	1009606	13	0.10	19	0.14	14	0.11	12	0.10
1009801	1009801	18	0.13	21	0.16	23	0.19	23	0.20
1009803	1009803	11	0.08	12	0.09	5	0.04	8	0.07
1009806	1009806	16	0.12	10	0.08	7	0.06	10	0.09

2009 HEALTH CARE SURVEY OF DOD BENEFICIARIES – FINAL

1010001	1010001	39	0.29	53	0.40	54	0.43	30	0.26
1010003	1010003	12	0.09	15	0.11	14	0.11	16	0.14
1010006	1010006	14	0.10	13	0.10	10	0.08	14	0.12
1010101	1010101	44	0.33	47	0.36	37	0.30	36	0.31
1010103	1010103	9	0.07	11	0.08	13	0.10	16	0.14
1010106	1010106	13	0.10	17	0.13	14	0.11	13	0.11
1010301	1010301	39	0.29	36	0.27	28	0.23	31	0.27
1010303	1010303	13	0.10	8	0.06	9	0.07	11	0.09
1010306	1010306	12	0.09	16	0.12	13	0.10	14	0.12
1010401	1010401	19	0.14	12	0.09	21	0.17	24	0.21
1010403	1010403	9	0.07	8	0.06	12	0.10	9	0.08
1010406	1010406	15	0.11	13	0.10	10	0.08	10	0.09
1010501	1010501	30	0.22	29	0.22	24	0.19	20	0.17
1010503	1010503	14	0.10	7	0.05	11	0.09	8	0.07
1010506	1010506	11	0.08	11	0.08	11	0.09	8	0.07
1010801	1010801	23	0.17	25	0.19	26	0.21	15	0.13
1010803	1010803	9	0.07	6	0.05	9	0.07	9	0.08
1010806	1010806	10	0.07	13	0.10	7	0.06	10	0.09
1010901	1010901	24	0.18	31	0.23	19	0.15	19	0.16
1010903	1010903	11	0.08	10	0.08	9	0.07	6	0.05
1010906	1010906	27	0.20	27	0.20	28	0.23	20	0.17
1011001	1011001	26	0.19	24	0.18	17	0.14	27	0.23
1011003	1011003	5	0.04	7	0.05	7	0.06	7	0.06
1011006	1011006	12	0.09	10	0.08	10	0.08	10	0.09
1011201	1011201	49	0.37	49	0.37	46	0.37	45	0.39
1011203	1011203	13	0.10	8	0.06	13	0.10	8	0.07
1011206	1011206	10	0.07	14	0.11	11	0.09	16	0.14
1011301	1011301	41	0.31	40	0.30	30	0.24	30	0.26
1011303	1011303	8	0.06	17	0.13	8	0.06	9	0.08
1011306	1011306	16	0.12	23	0.17	22	0.18	13	0.11
1011701	1011701	18	0.13	7	0.05
1011703	1011703	43	0.32	42	0.32
1011801	1011801	49	0.37	44	0.33	43	0.35	40	0.34
1011803	1011803	13	0.10	14	0.11	13	0.10	14	0.12
1011806	1011806	11	0.08	14	0.11	8	0.06	9	0.08
1011901	1011901	38	0.28	41	0.31	41	0.33	27	0.23
1011903	1011903	8	0.06	9	0.07	9	0.07	11	0.09
1011906	1011906	17	0.13	18	0.14	14	0.11	16	0.14
1012001	1012001	40	0.30	36	0.27	30	0.24	27	0.23
1012003	1012003	10	0.07	11	0.08	10	0.08	12	0.10
1012006	1012006	11	0.08	18	0.14	14	0.11	13	0.11
1012101	1012101	31	0.23	34	0.26	23	0.19	18	0.15
1012103	1012103	17	0.13	9	0.07	8	0.06	16	0.14
1012106	1012106	13	0.10	16	0.12	13	0.10	14	0.12
1012201	1012201	19	0.14	28	0.21	32	0.26	22	0.19
1012203	1012203	14	0.10	7	0.05	7	0.06	10	0.09
1012206	1012206	13	0.10	16	0.12	18	0.14	18	0.15
1012301	1012301	33	0.25	25	0.19	14	0.11	29	0.25
1012303	1012303	13	0.10	13	0.10	11	0.09	16	0.14
1012306	1012306	25	0.19	30	0.23	19	0.15	26	0.22
1012401	1012401	39	0.29	32	0.24	31	0.25	27	0.23
1012403	1012403	10	0.07	13	0.10	16	0.13	8	0.07
1012406	1012406	14	0.10	9	0.07	9	0.07	11	0.09
1012501	1012501	28	0.21	27	0.20	27	0.22	22	0.19
1012503	1012503	12	0.09	8	0.06	7	0.06	4	0.03
1012506	1012506	15	0.11	18	0.14	12	0.10	18	0.15
1012601	1012601	31	0.23	22	0.17	23	0.19	20	0.17
1012603	1012603	12	0.09	14	0.11	9	0.07	14	0.12
1012606	1012606	16	0.12	20	0.15	17	0.14	21	0.18
1012701	1012701	49	0.37	48	0.36	31	0.25	32	0.27
1012703	1012703	11	0.08	14	0.11	9	0.07	11	0.09
1012706	1012706	10	0.07	14	0.11	10	0.08	6	0.05
1012801	1012801	34	0.25	35	0.26	28	0.23	27	0.23
1012803	1012803	7	0.05	10	0.08	15	0.12	7	0.06
1012806	1012806	21	0.16	25	0.19	21	0.17	20	0.17
1012901	1012901	46	0.34	49	0.37	52	0.42	29	0.25
1012903	1012903	11	0.08	10	0.08	12	0.10	9	0.08
1012906	1012906	8	0.06	9	0.07	9	0.07	10	0.09
1013101	1013101	35	0.26	28	0.21	30	0.24	22	0.19
1013103	1013103	14	0.10	17	0.13	11	0.09	17	0.15
1023101	1023101	62	0.46	63	0.48	55	0.44	45	0.39
1023103	1023103	16	0.12	6	0.05	7	0.06	17	0.15

2009 HEALTH CARE SURVEY OF DOD BENEFICIARIES – FINAL

1023106	1023106	14	0.10	13	0.10	11	0.09	4	0.03
1024801	1024801	51	0.38	58	0.44	59	0.47	50	0.43
1024803	1024803	17	0.13	13	0.10	7	0.06	12	0.10
1024806	1024806	12	0.09	7	0.05	14	0.11	12	0.10
1025201	1025201	43	0.32	38	0.29	39	0.31	41	0.35
1025203	1025203	15	0.11	10	0.08	13	0.10	11	0.09
1025206	1025206	21	0.16	16	0.12	20	0.16	17	0.15
1028001	1028001	48	0.36	45	0.34	31	0.25	40	0.34
1028003	1028003	29	0.22	20	0.15	18	0.14	21	0.18
1028006	1028006	14	0.10	16	0.12	15	0.12	11	0.09
1030601	1030601	44	0.33	56	0.42	52	0.42	29	0.25
1030603	1030603	15	0.11	28	0.24
1030606	1030606	14	0.10	14	0.11	15	0.12	.	.
1031001	1031001	52	0.39	69	0.52	49	0.39	53	0.45
1031003	1031003	13	0.10	13	0.10	12	0.10	13	0.11
1031006	1031006	10	0.07	11	0.08	7	0.06	14	0.12
1033001	1033001	20	0.15	29	0.22	18	0.14	13	0.11
1033003	1033003	17	0.13	11	0.08	7	0.06	10	0.09
1033006	1033006	11	0.08	10	0.08	5	0.04	11	0.09
1036401	1036401	27	0.20	35	0.26	33	0.27	33	0.28
1036403	1036403	10	0.07	9	0.07	9	0.07	10	0.09
1036406	1036406	13	0.10	14	0.11	13	0.10	12	0.10
1036601	1036601	18	0.13	33	0.25	23	0.19	26	0.22
1036603	1036603	8	0.06	10	0.08	5	0.04	12	0.10
1036606	1036606	27	0.20	26	0.20	22	0.18	29	0.25
1037801	1037801	30	0.22	36	0.27	32	0.26	33	0.28
1037803	1037803	21	0.16	16	0.12	16	0.13	19	0.16
1037806	1037806	14	0.10	12	0.09	11	0.09	10	0.09
1038501	1038501	41	0.31	40	0.30	36	0.29	35	0.30
1038503	1038503	11	0.08	11	0.08	10	0.08	15	0.13
1038506	1038506	15	0.11	8	0.06	15	0.12	11	0.09
1038701	1038701	37	0.28	33	0.25	24	0.19	20	0.17
1038703	1038703	17	0.13	18	0.14	22	0.18	13	0.11
1038706	1038706	15	0.11	17	0.13	10	0.08	14	0.12
1040501	1040501	32	0.24	31	0.23	29	0.23	34	0.29
1040503	1040503	18	0.13	26	0.20	13	0.10	17	0.15
1040506	1040506	13	0.10	15	0.11	8	0.06	14	0.12
1040701	1040701	37	0.28	37	0.28	27	0.22	33	0.28
1040703	1040703	13	0.10	9	0.07	14	0.11	12	0.10
1040706	1040706	17	0.13	19	0.14	21	0.17	19	0.16
1050801	1050801	91	0.68	103	0.78	69	0.56	78	0.67
1050803	1050803	19	0.14	19	0.14	15	0.12	16	0.14
1060601	1060601	39	0.29	35	0.26	32	0.26	33	0.28
1060603	1060603	11	0.08	11	0.08	8	0.06	7	0.06
1060606	1060606	6	0.04	15	0.11	12	0.10	9	0.08
1060701	1060701	35	0.26	35	0.26	26	0.21	20	0.17
1060703	1060703	9	0.07	16	0.12	5	0.04	5	0.04
1060706	1060706	6	0.04	10	0.08	5	0.04	8	0.07
1060901	1060901	34	0.25	27	0.20	25	0.20	29	0.25
1060903	1060903	9	0.07	11	0.08	10	0.08	4	0.03
1060906	1060906	10	0.07	10	0.08	12	0.10	.	.
1061201	1061201	46	0.34	38	0.29	35	0.28	20	0.17
1061203	1061203	10	0.07	15	0.11	12	0.10	7	0.06
1062001	1062001	39	0.29	38	0.29	41	0.33	42	0.36
1062003	1062003	11	0.08	13	0.10	11	0.09	7	0.06
1062006	1062006	15	0.11	11	0.08	11	0.09	6	0.05
1062101	1062101	41	0.31	43	0.33	28	0.23	32	0.27
1062103	1062103	6	0.04	10	0.08	5	0.04	9	0.08
1062201	1062201	59	0.44	65	0.49	56	0.45	52	0.45
1062203	1062203	11	0.08	14	0.11	15	0.12	17	0.15
1063301	1063301	51	0.38	66	0.50	49	0.39	38	0.33
1063303	1063303	11	0.08	18	0.14	6	0.05	12	0.10
1063306	1063306	7	0.05	11	0.08	10	0.08	11	0.09
1080401	1080401	55	0.41	50	0.38	44	0.35	38	0.33
1080403	1080403	11	0.08	27	0.20	8	0.06	16	0.14
1080501	1080501	55	0.41	65	0.49	56	0.45	48	0.41
1080503	1080503	23	0.17	16	0.12	16	0.13	24	0.21
1080601	1080601	63	0.47	52	0.39	43	0.35	39	0.33
1080603	1080603	11	0.08	24	0.18	21	0.17	12	0.10
1135001	1135001	29	0.23	22	0.19
1135003	1135003	7	0.06	14	0.12
1135006	1135006	15	0.12	24	0.21

2009 HEALTH CARE SURVEY OF DOD BENEFICIARIES – FINAL

1621503	1621503	19	0.14	16	0.12	12	0.10	11	0.09
1621506	1621506	43	0.32	37	0.28	32	0.26	34	0.29
1713901	1713901	59	0.44	56	0.42	67	0.54	39	0.33
1713903	1713903	19	0.14	11	0.08	11	0.09	5	0.04
1713906	1713906	7	0.05	10	0.08	8	0.06	9	0.08
1900101	1900101	379	2.83	344	2.60	330	2.65	287	2.46
1900103	1900103	17	0.13	13	0.10	23	0.19	17	0.15
1900106	1900106	14	0.10	16	0.12	14	0.11	11	0.09
1900201	1900201	315	2.36	305	2.31	323	2.60	271	2.32
1900203	1900203	23	0.17	24	0.18	17	0.14	16	0.14
1900206	1900206	51	0.38	53	0.40	22	0.18	12	0.10
1900301	1900301	404	3.02	402	3.04	375	3.02	306	2.62
1900303	1900303	39	0.29	35	0.26	28	0.23	26	0.22
1900306	1900306	34	0.25	26	0.20	29	0.23	29	0.25
1900401	1900401	345	2.58	320	2.42	320	2.57	307	2.63
1900403	1900403	71	0.53	54	0.41	47	0.38	40	0.34
1900406	1900406	9	0.07	8	0.06	7	0.06	7	0.06
2900102	2900102	133	0.99	124	0.94	126	1.01	108	0.93
2900105	2900105	223	1.67	208	1.57	213	1.71	221	1.89
2900202	2900202	87	0.65	88	0.67	84	0.68	65	0.56
2900205	2900205	260	1.94	271	2.05	258	2.08	238	2.04
2900302	2900302	159	1.19	139	1.05	126	1.01	139	1.19
2900305	2900305	237	1.77	228	1.73	251	2.02	237	2.03
2900405	2900405	149	1.20	130	1.11
3900104	3900104	271	2.03	233	1.76	268	2.16	247	2.12
3900107	3900107	417	3.12	407	3.08	420	3.38	389	3.33
3900204	3900204	214	1.60	222	1.68	239	1.92	208	1.78
3900207	3900207	376	2.81	398	3.01	372	2.99	384	3.29
3900304	3900304	231	1.73	228	1.73	267	2.15	232	1.99
3900307	3900307	416	3.11	405	3.06	411	3.31	386	3.31
3900404	3900404	195	1.46	166	1.26	162	1.30	146	1.25
3900407	3900407	303	2.27	291	2.20	277	2.23	270	2.31
6900199	6900199	286	2.14	271	2.05	282	2.27	252	2.16
6900299	6900299	293	2.19	289	2.19	301	2.42	270	2.31
6900399	6900399	281	2.10	287	2.17	270	2.17	277	2.37
Weighted									
		Q1		Q2		Q3		Q4	
Value	Formatted Value	Count	Percent	Count	Percent	Count	Percent	Count	Percent
0999911	999911	46819	0.65	49140	0.68	55361	0.76	66725	0.91
1000101	1000101	1644	0.02	1630	0.02	1576	0.02	1239	0.02
1000103	1000103	872	0.01	1079	0.01	998	0.01	1716	0.02
1000106	1000106	4957	0.07	4740	0.07	5016	0.07	4646	0.06
1000301	1000301	5683	0.08	6018	0.08	5658	0.08	6057	0.08
1000303	1000303	3283	0.05	3484	0.05	2821	0.04	3044	0.04
1000306	1000306	3478	0.05	2883	0.04	4236	0.06	4005	0.05
1000401	1000401	2694	0.04	3350	0.05	3554	0.05	4852	0.07
1000403	1000403	2858	0.04	3117	0.04	3402	0.05	2525	0.03
1000406	1000406	6285	0.09	5304	0.07	5001	0.07	4665	0.06
1000501	1000501	13726	0.19	11936	0.16	10895	0.15	11919	0.16
1000503	1000503	3601	0.05	4549	0.06	5300	0.07	4903	0.07
1000506	1000506	790	0.01	1345	0.02	2294	0.03	2276	0.03
1000601	1000601	10051	0.14	7354	0.10	6466	0.09	6409	0.09
1000603	1000603	6222	0.09	8031	0.11	6387	0.09	8033	0.11
1000606	1000606	6346	0.09	6965	0.10	9551	0.13	7989	0.11
1000801	1000801	6417	0.09	6004	0.08	4610	0.06	4169	0.06
1000803	1000803	1330	0.02	1429	0.02	2872	0.04	3204	0.04
1000806	1000806	2783	0.04	3165	0.04	2672	0.04	2885	0.04
1000901	1000901	9491	0.13	7587	0.10	6509	0.09	8500	0.12
1000903	1000903	3400	0.05	3248	0.04	3151	0.04	3085	0.04
1000906	1000906	7127	0.10	9090	0.13	10478	0.14	8480	0.12
1001001	1001001	8237	0.11	7535	0.10	7022	0.10	7751	0.11
1001003	1001003	2499	0.03	4727	0.07	3343	0.05	4141	0.06
1001006	1001006	6496	0.09	4779	0.07	6409	0.09	4905	0.07
1001301	1001301	6614	0.09	7704	0.11	6747	0.09	7161	0.10
1001303	1001303	2141	0.03	1944	0.03	2351	0.03	2745	0.04
1001306	1001306	3808	0.05	2711	0.04	3193	0.04	2344	0.03
1001401	1001401	11240	0.16	9937	0.14	11712	0.16	16050	0.22
1001403	1001403	4271	0.06	4385	0.06	2080	0.03	3349	0.05

2009 HEALTH CARE SURVEY OF DOD BENEFICIARIES – FINAL

1001406	1001406	10515	0.15	11406	0.16	12132	0.17	10712	0.15
1001801	1001801	2137	0.03	2703	0.04	2344	0.03	2384	0.03
1001803	1001803	1917	0.03	1609	0.02	1316	0.02	2241	0.03
1001806	1001806	1803	0.02	1463	0.02	2202	0.03	1351	0.02
1001901	1001901	2535	0.03	1878	0.03	2078	0.03	2658	0.04
1001903	1001903	1219	0.02	1446	0.02	871	0.01	868	0.01
1001906	1001906	1857	0.03	2171	0.03	2576	0.04	2010	0.03
1002401	1002401	41216	0.57	33001	0.45	39848	0.55	36824	0.50
1002403	1002403	16409	0.23	15633	0.22	13693	0.19	17579	0.24
1002406	1002406	4139	0.06	13210	0.18	9468	0.13	10188	0.14
1002601	1002601	3239	0.04	2951	0.04	2548	0.04	3053	0.04
1002603	1002603	2062	0.03	1944	0.03	2105	0.03	2089	0.03
1002606	1002606	1189	0.02	1472	0.02	1685	0.02	1265	0.02
1002801	1002801	8300	0.11	8137	0.11	8923	0.12	8649	0.12
1002803	1002803	2867	0.04	3339	0.05	2858	0.04	2742	0.04
1002806	1002806	2462	0.03	2422	0.03	2091	0.03	2648	0.04
1002901	1002901	51223	0.71	52448	0.72	48285	0.66	56245	0.77
1002903	1002903	7845	0.11	11927	0.16	10361	0.14	6825	0.09
1002906	1002906	11929	0.16	8607	0.12	13571	0.19	7925	0.11
1003001	1003001	14207	0.20	10727	0.15	13451	0.19	16797	0.23
1003003	1003003	3385	0.05	6762	0.09	4452	0.06	3987	0.05
1003006	1003006	2397	0.03	2565	0.04	3601	0.05	1860	0.03
1003201	1003201	18539	0.26	16935	0.23	19761	0.27	17914	0.24
1003203	1003203	14250	0.20	11352	0.16	9467	0.13	10932	0.15
1003206	1003206	5503	0.08	10036	0.14	9696	0.13	11249	0.15
1003301	1003301	9458	0.13	10251	0.14	10660	0.15	8899	0.12
1003303	1003303	2336	0.03	3330	0.05	1385	0.02	1702	0.02
1003306	1003306	7940	0.11	5835	0.08	7143	0.10	8192	0.11
1003701	1003701	18793	0.26	17828	0.25	19236	0.26	16571	0.23
1003703	1003703	1157	0.02	1599	0.02	612	0.01	1521	0.02
1003706	1003706	4594	0.06	4992	0.07	3887	0.05	6305	0.09
1003801	1003801	20463	0.28	22996	0.32	23439	0.32	22203	0.30
1003803	1003803	4548	0.06	4325	0.06	6021	0.08	5538	0.08
1003806	1003806	13757	0.19	10896	0.15	9617	0.13	13242	0.18
1003901	1003901	24554	0.34	25184	0.35	16973	0.23	24168	0.33
1003903	1003903	6569	0.09	7738	0.11	10962	0.15	9540	0.13
1003906	1003906	11060	0.15	10581	0.15	15927	0.22	9429	0.13
1004201	1004201	8750	0.12	9619	0.13	9529	0.13	7860	0.11
1004203	1004203	5002	0.07	7309	0.10	1401	0.02	7247	0.10
1004206	1004206	10092	0.14	6707	0.09	12674	0.17	8516	0.12
1004301	1004301	4243	0.06	4179	0.06	3914	0.05	5074	0.07
1004303	1004303	2140	0.03	1652	0.02	2450	0.03	1529	0.02
1004306	1004306	4039	0.06	5174	0.07	4803	0.07	4484	0.06
1004501	1004501	7607	0.10	9459	0.13	10387	0.14	8466	0.12
1004503	1004503	3175	0.04	1791	0.02	1900	0.03	3704	0.05
1004506	1004506	10451	0.14	9205	0.13	8972	0.12	9680	0.13
1004601	1004601	2967	0.04	2514	0.03	2674	0.04	3174	0.04
1004603	1004603	1472	0.02	1230	0.02	1900	0.03	1974	0.03
1004606	1004606	6456	0.09	7182	0.10	6372	0.09	5754	0.08
1004701	1004701	22513	0.31	20739	0.29	23117	0.32	18207	0.25
1004703	1004703	6211	0.09	2659	0.04	7560	0.10	7318	0.10
1004706	1004706	8985	0.12	13412	0.18	8121	0.11	13386	0.18
1004801	1004801	22102	0.30	17332	0.24	24641	0.34	17259	0.24
1004803	1004803	4549	0.06	13910	0.19	6174	0.09	11400	0.16
1004806	1004806	14806	0.20	10008	0.14	10369	0.14	12080	0.16
1004901	1004901	27984	0.39	22251	0.31	30344	0.42	22357	0.31
1004903	1004903	8598	0.12	12758	0.18	4253	0.06	7680	0.10
1004906	1004906	7572	0.10	8240	0.11	8787	0.12	14611	0.20
1005101	1005101	5235	0.07	4538	0.06	5619	0.08	5264	0.07
1005103	1005103	3122	0.04	2181	0.03	1703	0.02	2735	0.04
1005106	1005106	5006	0.07	6023	0.08	5659	0.08	5197	0.07
1005201	1005201	37429	0.52	38914	0.54	30201	0.42	25807	0.35
1005203	1005203	14553	0.20	10979	0.15	21504	0.30	17254	0.24
1005206	1005206	3694	0.05	6697	0.09	5225	0.07	14140	0.19
1005301	1005301	4217	0.06	4399	0.06	4129	0.06	4555	0.06
1005303	1005303	2116	0.03	1911	0.03	1615	0.02	1671	0.02
1005306	1005306	2093	0.03	1795	0.02	2347	0.03	1932	0.03
1005501	1005501	7713	0.11	6260	0.09	8433	0.12	5462	0.07
1005503	1005503	2832	0.04	3566	0.05	3510	0.05	5092	0.07
1005506	1005506	6329	0.09	6802	0.09	4730	0.07	6288	0.09
1005601	1005601	6419	0.09	7034	0.10	5994	0.08	5478	0.07
1005603	1005603	1623	0.02	1429	0.02	1570	0.02	2979	0.04

2009 HEALTH CARE SURVEY OF DOD BENEFICIARIES – FINAL

1005606	1005606	4247	0.06	2835	0.04	4112	0.06	3109	0.04
1005701	1005701	20763	0.29	16675	0.23	14366	0.20	15562	0.21
1005703	1005703	2170	0.03	7739	0.11	6669	0.09	8154	0.11
1005706	1005706	3926	0.05	1682	0.02	4822	0.07	2675	0.04
1005801	1005801	4567	0.06	5001	0.07	6834	0.09	6645	0.09
1005803	1005803	2896	0.04	2816	0.04	2511	0.03	2462	0.03
1005806	1005806	5010	0.07	4709	0.06	3122	0.04	3667	0.05
1006001	1006001	34013	0.47	33932	0.47	36956	0.51	28652	0.39
1006003	1006003	11630	0.16	14812	0.20	12732	0.18	14303	0.20
1006006	1006006	8681	0.12	6417	0.09	6717	0.09	12524	0.17
1006101	1006101	22083	0.30	17412	0.24	15884	0.22	14274	0.19
1006103	1006103	6324	0.09	6113	0.08	4094	0.06	2939	0.04
1006106	1006106	4151	0.06	5645	0.08	5889	0.08	9071	0.12
1006201	1006201	5359	0.07	6025	0.08	6147	0.08	5899	0.08
1006203	1006203	3254	0.04	2123	0.03	2800	0.04	3617	0.05
1006206	1006206	4038	0.06	4411	0.06	3622	0.05	2935	0.04
1006401	1006401	9730	0.13	8346	0.12	9790	0.13	10997	0.15
1006403	1006403	2548	0.04	2719	0.04	3548	0.05	3072	0.04
1006406	1006406	3191	0.04	4674	0.06	2494	0.03	2330	0.03
1006601	1006601	9221	0.13	8701	0.12	8599	0.12	8895	0.12
1006603	1006603	2060	0.03	4051	0.06	4741	0.07	4543	0.06
1006606	1006606	7699	0.11	6176	0.09	5663	0.08	5575	0.08
1006701	1006701	20924	0.29	18352	0.25	18973	0.26	17133	0.23
1006703	1006703	4885	0.07	5262	0.07	6340	0.09	7332	0.10
1006706	1006706	6350	0.09	7968	0.11	6351	0.09	7043	0.10
1006801	1006801	3238	0.04	3183	0.04	2091	0.03	3077	0.04
1006803	1006803	1235	0.02	1065	0.01	1514	0.02	1309	0.02
1006806	1006806	2443	0.03	2243	0.03	2655	0.04	1946	0.03
1006901	1006901	16995	0.23	15997	0.22	14241	0.20	12692	0.17
1006903	1006903	5188	0.07	6803	0.09	4920	0.07	9103	0.12
1006906	1006906	10289	0.14	9748	0.13	13737	0.19	11553	0.16
1007301	1007301	8476	0.12	11522	0.16	10342	0.14	8212	0.11
1007303	1007303	2395	0.03	2451	0.03	2565	0.04	3413	0.05
1007306	1007306	9450	0.13	6002	0.08	7529	0.10	9152	0.12
1007401	1007401	1782	0.02	1749	0.02	1434	0.02	2060	0.03
1007403	1007403	1753	0.02	1907	0.03	2309	0.03	1753	0.02
1007501	1007501	11459	0.16	9309	0.13	14429	0.20	12148	0.17
1007503	1007503	3526	0.05	5268	0.07	7738	0.11	5692	0.08
1007506	1007506	8242	0.11	9465	0.13	2902	0.04	6803	0.09
1007601	1007601	3643	0.05	3881	0.05	3810	0.05	4035	0.06
1007603	1007603	1422	0.02	1560	0.02	1319	0.02	1509	0.02
1007606	1007606	2708	0.04	2268	0.03	2544	0.04	2156	0.03
1007701	1007701	4031	0.06	3332	0.05	3214	0.04	3940	0.05
1007703	1007703	1837	0.03	1597	0.02	1532	0.02	1298	0.02
1007706	1007706	1345	0.02	2113	0.03	2240	0.03	1801	0.02
1007801	1007801	6622	0.09	6943	0.10	4606	0.06	7906	0.11
1007803	1007803	4163	0.06	4279	0.06	3570	0.05	2553	0.03
1007806	1007806	7807	0.11	7259	0.10	10443	0.14	8124	0.11
1007901	1007901	8129	0.11	9181	0.13	7111	0.10	13149	0.18
1007903	1007903	7896	0.11	5958	0.08	4270	0.06	6400	0.09
1007906	1007906	13823	0.19	14365	0.20	18379	0.25	11032	0.15
1008301	1008301	5162	0.07	5111	0.07	4815	0.07	4738	0.06
1008303	1008303	2809	0.04	1973	0.03	1683	0.02	2126	0.03
1008306	1008306	5276	0.07	6040	0.08	6683	0.09	6446	0.09
1008601	1008601	16551	0.23	17919	0.25	17427	0.24	15337	0.21
1008603	1008603	1612	0.02	1801	0.02	2040	0.03	1832	0.03
1008606	1008606	1384	0.02	1500	0.02	2585	0.04	3612	0.05
1008901	1008901	57027	0.79	57167	0.79	58531	0.81	51869	0.71
1008903	1008903	21780	0.30	19530	0.27	19149	0.26	27143	0.37
1008906	1008906	4826	0.07	4649	0.06	6474	0.09	6115	0.08
1009101	1009101	48972	0.68	53975	0.74	51615	0.71	53037	0.72
1009103	1009103	15260	0.21	9592	0.13	14697	0.20	14724	0.20
1009106	1009106	3234	0.04	5496	0.08	4573	0.06	3431	0.05
1009201	1009201	1981	0.03	3356	0.05	3029	0.04	4495	0.06
1009203	1009203	3786	0.05	5391	0.07	4615	0.06	3921	0.05
1009206	1009206	4932	0.07	1932	0.03	2977	0.04	2410	0.03
1009401	1009401	5540	0.08	4248	0.06	4895	0.07	3666	0.05
1009403	1009403	1475	0.02	1949	0.03	1448	0.02	3072	0.04
1009406	1009406	1111	0.02	1853	0.03	1637	0.02	1448	0.02
1009501	1009501	7857	0.11	7707	0.11	7427	0.10	10690	0.15
1009503	1009503	3563	0.05	3176	0.04	3971	0.05	3130	0.04
1009506	1009506	11362	0.16	12435	0.17	11844	0.16	9784	0.13

2009 HEALTH CARE SURVEY OF DOD BENEFICIARIES – FINAL

1009601	1009601	9417	0.13	7327	0.10	9062	0.12	8731	0.12
1009603	1009603	3365	0.05	3655	0.05	2989	0.04	3940	0.05
1009606	1009606	4442	0.06	6098	0.08	4604	0.06	4274	0.06
1009801	1009801	10352	0.14	13740	0.19	17291	0.24	13333	0.18
1009803	1009803	6927	0.10	6391	0.09	3616	0.05	6205	0.08
1009806	1009806	6655	0.09	3746	0.05	2879	0.04	3870	0.05
1010001	1010001	12214	0.17	12535	0.17	14121	0.19	10337	0.14
1010003	1010003	5952	0.08	5151	0.07	4225	0.06	7520	0.10
1010006	1010006	4385	0.06	3795	0.05	3492	0.05	3357	0.05
1010101	1010101	5539	0.08	5285	0.07	4609	0.06	4933	0.07
1010103	1010103	1976	0.03	1950	0.03	2226	0.03	2964	0.04
1010106	1010106	2509	0.03	2568	0.04	2895	0.04	1824	0.02
1010301	1010301	8396	0.12	6838	0.09	7010	0.10	7435	0.10
1010303	1010303	1859	0.03	1745	0.02	2131	0.03	2460	0.03
1010306	1010306	1540	0.02	2504	0.03	2400	0.03	1847	0.03
1010401	1010401	9586	0.13	7928	0.11	9856	0.14	10363	0.14
1010403	1010403	2758	0.04	4608	0.06	3485	0.05	2510	0.03
1010406	1010406	4326	0.06	4550	0.06	2544	0.04	1782	0.02
1010501	1010501	11093	0.15	14637	0.20	10687	0.15	15055	0.21
1010503	1010503	5534	0.08	2835	0.04	5049	0.07	4333	0.06
1010506	1010506	5299	0.07	5546	0.08	6731	0.09	4829	0.07
1010801	1010801	17565	0.24	24220	0.33	24237	0.33	11609	0.16
1010803	1010803	10925	0.15	5660	0.08	10605	0.15	18312	0.25
1010806	1010806	7956	0.11	8582	0.12	4512	0.06	10379	0.14
1010901	1010901	11034	0.15	12795	0.18	9717	0.13	12339	0.17
1010903	1010903	5371	0.07	5409	0.07	4901	0.07	5332	0.07
1010906	1010906	15577	0.21	14268	0.20	18136	0.25	14963	0.20
1011001	1011001	58054	0.80	58999	0.81	51743	0.71	55930	0.76
1011003	1011003	7983	0.11	11668	0.16	19844	0.27	17653	0.24
1011006	1011006	10492	0.14	6980	0.10	7479	0.10	6960	0.10
1011201	1011201	5305	0.07	5160	0.07	5263	0.07	5136	0.07
1011203	1011203	2120	0.03	1153	0.02	1487	0.02	847	0.01
1011206	1011206	1575	0.02	2295	0.03	1590	0.02	2243	0.03
1011301	1011301	3956	0.05	3225	0.04	3319	0.05	4072	0.06
1011303	1011303	1166	0.02	2243	0.03	1240	0.02	1911	0.03
1011306	1011306	2324	0.03	2985	0.04	3747	0.05	2403	0.03
1011701	1011701	6507	0.09	2458	0.03
1011703	1011703	4676	0.06	7164	0.10
1011801	1011801	7568	0.10	6307	0.09	7458	0.10	7045	0.10
1011803	1011803	2751	0.04	2922	0.04	3088	0.04	3172	0.04
1011806	1011806	2465	0.03	3205	0.04	2009	0.03	2174	0.03
1011901	1011901	5436	0.07	6922	0.10	6876	0.09	5461	0.07
1011903	1011903	1787	0.02	2397	0.03	2467	0.03	3516	0.05
1011906	1011906	6013	0.08	3788	0.05	3663	0.05	3992	0.05
1012001	1012001	10610	0.15	9306	0.13	10169	0.14	9598	0.13
1012003	1012003	4911	0.07	5274	0.07	5216	0.07	5828	0.08
1012006	1012006	5435	0.07	7145	0.10	7343	0.10	7387	0.10
1012101	1012101	8101	0.11	8936	0.12	7589	0.10	4702	0.06
1012103	1012103	5956	0.08	3991	0.06	3892	0.05	7551	0.10
1012106	1012106	3787	0.05	4230	0.06	5558	0.08	5637	0.08
1012201	1012201	4405	0.06	6268	0.09	7396	0.10	4931	0.07
1012203	1012203	4789	0.07	2515	0.03	1878	0.03	4469	0.06
1012206	1012206	3934	0.05	4316	0.06	4188	0.06	4455	0.06
1012301	1012301	18475	0.25	14944	0.21	14054	0.19	17436	0.24
1012303	1012303	12415	0.17	14661	0.20	14918	0.21	17219	0.24
1012306	1012306	26367	0.36	27783	0.38	27747	0.38	22136	0.30
1012401	1012401	52672	0.73	53256	0.73	53867	0.74	60438	0.83
1012403	1012403	11655	0.16	19515	0.27	18131	0.25	9950	0.14
1012406	1012406	14766	0.20	8433	0.12	9932	0.14	10642	0.15
1012501	1012501	37937	0.52	41823	0.58	50150	0.69	36057	0.49
1012503	1012503	15506	0.21	12799	0.18	9588	0.13	9455	0.13
1012506	1012506	20360	0.28	23892	0.33	18264	0.25	33751	0.46
1012601	1012601	12265	0.17	8438	0.12	12973	0.18	8009	0.11
1012603	1012603	7559	0.10	9083	0.13	5741	0.08	9037	0.12
1012606	1012606	9161	0.13	12230	0.17	10640	0.15	10765	0.15
1012701	1012701	8736	0.12	8195	0.11	8166	0.11	8384	0.11
1012703	1012703	3764	0.05	3749	0.05	2987	0.04	4378	0.06
1012706	1012706	2307	0.03	2447	0.03	3421	0.05	1803	0.02
1012801	1012801	3828	0.05	3692	0.05	3152	0.04	3716	0.05
1012803	1012803	1044	0.01	1450	0.02	2032	0.03	1379	0.02
1012806	1012806	3701	0.05	3350	0.05	3265	0.04	3395	0.05
1012901	1012901	3670	0.05	3623	0.05	3845	0.05	3430	0.05

2009 HEALTH CARE SURVEY OF DOD BENEFICIARIES – FINAL

1012903	1012903	1647	0.02	1391	0.02	1241	0.02	1924	0.03
1012906	1012906	764	0.01	1005	0.01	968	0.01	968	0.01
1013101	1013101	5508	0.08	4058	0.06	6683	0.09	4582	0.06
1013103	1013103	2693	0.04	4041	0.06	1616	0.02	3893	0.05
1023101	1023101	5878	0.08	7953	0.11	7329	0.10	5777	0.08
1023103	1023103	3080	0.04	1005	0.01	1341	0.02	3973	0.05
1023106	1023106	1240	0.02	858	0.01	974	0.01	381	0.01
1024801	1024801	3198	0.04	3703	0.05	3958	0.05	3750	0.05
1024803	1024803	1975	0.03	1404	0.02	813	0.01	1445	0.02
1024806	1024806	857	0.01	416	0.01	1191	0.02	790	0.01
1025201	1025201	6780	0.09	7540	0.10	6535	0.09	7755	0.11
1025203	1025203	3769	0.05	3528	0.05	2863	0.04	3192	0.04
1025206	1025206	5914	0.08	5367	0.07	7303	0.10	5699	0.08
1028001	1028001	7969	0.11	8871	0.12	8139	0.11	10138	0.14
1028003	1028003	8500	0.12	7394	0.10	7705	0.11	6791	0.09
1028006	1028006	1936	0.03	1868	0.03	2477	0.03	1378	0.02
1030601	1030601	7573	0.10	8130	0.11	8138	0.11	6752	0.09
1030603	1030603	479	0.01	2282	0.03
1030606	1030606	981	0.01	1315	0.02	1043	0.01	.	.
1031001	1031001	3284	0.05	3302	0.05	3263	0.04	2977	0.04
1031003	1031003	1185	0.02	1139	0.02	958	0.01	1195	0.02
1031006	1031006	922	0.01	843	0.01	930	0.01	1058	0.01
1033001	1033001	12542	0.17	17802	0.25	18837	0.26	11540	0.16
1033003	1033003	11111	0.15	6611	0.09	6100	0.08	12444	0.17
1033006	1033006	1941	0.03	1586	0.02	777	0.01	1797	0.02
1036401	1036401	2325	0.03	3165	0.04	2532	0.03	2827	0.04
1036403	1036403	1362	0.02	939	0.01	1056	0.01	1079	0.01
1036406	1036406	1598	0.02	1274	0.02	1577	0.02	1345	0.02
1036601	1036601	3069	0.04	4821	0.07	6489	0.09	5038	0.07
1036603	1036603	2103	0.03	2770	0.04	1647	0.02	3217	0.04
1036606	1036606	10496	0.14	7842	0.11	7164	0.10	7013	0.10
1037801	1037801	3738	0.05	4963	0.07	5214	0.07	5693	0.08
1037803	1037803	5787	0.08	5376	0.07	5160	0.07	6368	0.09
1037806	1037806	3734	0.05	3495	0.05	3553	0.05	1967	0.03
1038501	1038501	8106	0.11	10968	0.15	8385	0.12	8308	0.11
1038503	1038503	3247	0.04	2558	0.04	2392	0.03	4548	0.06
1038506	1038506	4676	0.06	2142	0.03	4682	0.06	2475	0.03
1038701	1038701	4057	0.06	3322	0.05	3407	0.05	4377	0.06
1038703	1038703	2596	0.04	3533	0.05	4503	0.06	2240	0.03
1038706	1038706	2294	0.03	2848	0.04	1851	0.03	2963	0.04
1040501	1040501	3225	0.04	2257	0.03	3912	0.05	3305	0.05
1040503	1040503	3405	0.05	3934	0.05	2507	0.03	3218	0.04
1040506	1040506	1900	0.03	2232	0.03	1979	0.03	1789	0.02
1040701	1040701	4123	0.06	4493	0.06	3350	0.05	3604	0.05
1040703	1040703	1947	0.03	1412	0.02	1674	0.02	1762	0.02
1040706	1040706	3223	0.04	2830	0.04	3495	0.05	2971	0.04
1050801	1050801	14060	0.19	16152	0.22	15228	0.21	15539	0.21
1050803	1050803	983	0.01	725	0.01	783	0.01	516	0.01
1060601	1060601	13407	0.18	9485	0.13	8445	0.12	8858	0.12
1060603	1060603	4714	0.07	4471	0.06	5644	0.08	5359	0.07
1060606	1060606	1784	0.02	3766	0.05	3413	0.05	3401	0.05
1060701	1060701	18391	0.25	14808	0.20	14953	0.21	17146	0.23
1060703	1060703	5866	0.08	9223	0.13	10215	0.14	4602	0.06
1060706	1060706	4134	0.06	4067	0.06	3339	0.05	6235	0.09
1060901	1060901	19812	0.27	17517	0.24	13516	0.19	24938	0.34
1060903	1060903	8572	0.12	11788	0.16	15194	0.21	4308	0.06
1060906	1060906	1394	0.02	1144	0.02	1639	0.02	.	.
1061201	1061201	16900	0.23	16063	0.22	14842	0.20	16600	0.23
1061203	1061203	1653	0.02	2361	0.03	3747	0.05	2327	0.03
1062001	1062001	3771	0.05	4175	0.06	4771	0.07	6148	0.08
1062003	1062003	2404	0.03	2501	0.03	2652	0.04	1555	0.02
1062006	1062006	2813	0.04	2208	0.03	1476	0.02	1351	0.02
1062101	1062101	15656	0.22	14855	0.20	15354	0.21	14889	0.20
1062103	1062103	3130	0.04	3640	0.05	3382	0.05	4255	0.06
1062201	1062201	20706	0.29	19354	0.27	17599	0.24	17508	0.24
1062203	1062203	5886	0.08	5129	0.07	6857	0.09	7014	0.10
1063301	1063301	10100	0.14	9464	0.13	11971	0.16	8808	0.12
1063303	1063303	4654	0.06	4760	0.07	1976	0.03	5339	0.07
1063306	1063306	1239	0.02	1428	0.02	1722	0.02	1550	0.02
1080401	1080401	8651	0.12	6162	0.08	10214	0.14	8151	0.11
1080403	1080403	3752	0.05	5983	0.08	2047	0.03	4242	0.06
1080501	1080501	5004	0.07	6316	0.09	6039	0.08	5140	0.07

2009 HEALTH CARE SURVEY OF DOD BENEFICIARIES – FINAL

1080503	1080503	3663	0.05	2088	0.03	2455	0.03	3422	0.05
1080601	1080601	10427	0.14	7952	0.11	8237	0.11	9626	0.13
1080603	1080603	3463	0.05	6052	0.08	5910	0.08	4811	0.07
1135001	1135001	18538	0.26	13345	0.18
1135003	1135003	5968	0.08	8216	0.11
1135006	1135006	17009	0.23	19871	0.27
1621503	1621503	2917	0.04	2794	0.04	2824	0.04	2570	0.04
1621506	1621506	7218	0.10	7025	0.10	6801	0.09	6898	0.09
1713901	1713901	8234	0.11	8568	0.12	9731	0.13	9679	0.13
1713903	1713903	4180	0.06	2704	0.04	2287	0.03	1686	0.02
1713906	1713906	840	0.01	1903	0.03	1211	0.02	1747	0.02
1900101	1900101	133663	1.84	140989	1.94	135978	1.87	140420	1.92
1900103	1900103	9754	0.13	7466	0.10	13058	0.18	11441	0.16
1900106	1900106	6651	0.09	6891	0.10	8954	0.12	7261	0.10
1900201	1900201	96196	1.33	91146	1.26	76006	1.05	87715	1.20
1900203	1900203	10858	0.15	11747	0.16	6737	0.09	7025	0.10
1900206	1900206	21517	0.30	21174	0.29	9541	0.13	3980	0.05
1900301	1900301	105709	1.46	104382	1.44	104265	1.44	103350	1.41
1900303	1900303	16512	0.23	15108	0.21	11313	0.16	13756	0.19
1900306	1900306	14541	0.20	9030	0.12	11827	0.16	9729	0.13
1900401	1900401	40495	0.56	43395	0.60	43259	0.60	42861	0.59
1900403	1900403	17070	0.24	13357	0.18	11201	0.15	11863	0.16
1900406	1900406	2592	0.04	2122	0.03	946	0.01	1084	0.01
2900102	2900102	89440	1.23	87246	1.20	96309	1.33	89399	1.22
2900105	2900105	185422	2.56	194569	2.68	193500	2.66	210850	2.88
2900202	2900202	76720	1.06	82961	1.14	85791	1.18	85284	1.16
2900205	2900205	287603	3.97	287579	3.96	292271	4.02	295768	4.04
2900302	2900302	76107	1.05	70346	0.97	65235	0.90	75280	1.03
2900305	2900305	132749	1.83	140382	1.94	152401	2.10	147144	2.01
2900405	2900405	4049	0.06	4060	0.06
3900104	3900104	94072	1.30	78926	1.09	91061	1.25	94328	1.29
3900107	3900107	520836	7.19	531664	7.33	515280	7.09	512409	7.00
3900204	3900204	59748	0.82	51675	0.71	59869	0.82	60019	0.82
3900207	3900207	422543	5.83	421564	5.81	405867	5.59	403966	5.52
3900304	3900304	58827	0.81	56329	0.78	61069	0.84	56458	0.77
3900307	3900307	371288	5.12	371127	5.12	359659	4.95	359891	4.91
3900404	3900404	12915	0.18	10357	0.14	10202	0.14	11571	0.16
3900407	3900407	45475	0.63	47482	0.65	47237	0.65	45722	0.62
6900199	6900199	555839	7.67	560232	7.72	559276	7.70	563593	7.70
6900299	6900299	712975	9.84	719285	9.92	713471	9.82	711317	9.71
6900399	6900399	579942	8.00	582690	8.03	573589	7.90	582625	7.96

CACSMPL -
Catchment area

		Unweighted							
Value	Formatted Value	Q1		Q2		Q3		Q4	
		Count	Percent	Count	Percent	Count	Percent	Count	Percent
1	Redstone Ars/Ft McClellan	191	1.43	174	1.32	148	1.19	152	1.30
3	Ft. Rucker	63	0.47	70	0.53	38	0.31	60	0.51
4	Maxwell AFB	60	0.45	77	0.58	77	0.62	56	0.48
5	Ft Wainwright	65	0.49	57	0.43	70	0.56	48	0.41
6	Elmendorf AFB/Ft Wainwright	82	0.61	71	0.54	62	0.50	64	0.55
8	Ft. Huachuca	57	0.43	57	0.43	51	0.41	53	0.45
9	Luke AFB	71	0.53	60	0.45	49	0.39	67	0.57
10	Davis-Monthan AFB	69	0.52	72	0.54	61	0.49	57	0.49
14	Travis AFB	180	1.35	198	1.50	143	1.15	168	1.44
19	Edwards AFB	221	1.65	199	1.51	200	1.61	174	1.49
24	NH Camp Pendleton/Ft Irwin	112	0.84	99	0.75	95	0.76	94	0.81
26	Port Hueneme	82	0.61	69	0.52	67	0.54	72	0.62
28	NH LeMoore	87	0.65	82	0.62	77	0.62	77	0.66
29	NMC San Diego	138	1.03	145	1.10	152	1.22	152	1.30
30	NH 29-Palms	46	0.34	48	0.36	45	0.36	38	0.33
32	Evans ACH-Ft. Carson	47	0.35	81	0.61	67	0.54	70	0.60
33	USAF Acad. Hospital	89	0.67	81	0.61	72	0.58	61	0.52
37	Walter Reed AMC	129	0.96	133	1.01	114	0.92	107	0.92

2009 HEALTH CARE SURVEY OF DOD BENEFICIARIES – FINAL

38	NH Pensacola	109	0.82	95	0.72	94	0.76	69	0.59
39	NH Jacksonville/Key West	132	0.99	154	1.17	160	1.29	136	1.17
42	Eglin AFB	107	0.80	107	0.81	73	0.59	66	0.57
43	Tyndall AFB	156	1.17	147	1.11	143	1.15	111	0.95
45	MacDill AFB	82	0.61	72	0.54	73	0.59	55	0.47
46	Patrick AFB	66	0.49	71	0.54	49	0.39	73	0.63
47	Ft. Gordon	80	0.60	66	0.50	69	0.56	58	0.50
48	Ft. Benning	50	0.37	45	0.34	49	0.39	41	0.35
49	Ft. Stewart	60	0.45	51	0.39	67	0.54	50	0.43
51	Robins AFB	63	0.47	69	0.52	51	0.41	56	0.48
52	Tripler AMC	93	0.70	86	0.65	79	0.64	68	0.58
53	Mountain Home AFB	78	0.58	58	0.44	61	0.49	57	0.49
55	Scott AFB	86	0.64	90	0.68	62	0.50	68	0.58
56	NH Great Lakes	69	0.52	77	0.58	61	0.49	66	0.57
57	Ft. Riley	59	0.44	63	0.48	59	0.47	60	0.51
58	Ft. Leavenworth	148	1.11	151	1.14	128	1.03	113	0.97
60	Ft. Campbell	57	0.43	63	0.48	63	0.51	43	0.37
61	Ft. Knox	71	0.53	67	0.51	87	0.70	58	0.50
62	Barksdale AFB	68	0.51	74	0.56	69	0.56	63	0.54
64	Ft. Polk	40	0.30	55	0.42	50	0.40	42	0.36
66	Andrews AFB	172	1.29	169	1.28	178	1.43	146	1.25
67	NNMC Bethesda	131	0.98	102	0.77	122	0.98	110	0.94
68	NH Patuxent River	72	0.54	92	0.70	73	0.59	69	0.59
69	Ft. Meade	143	1.07	149	1.13	116	0.93	114	0.98
73	Keesler AFB	83	0.62	75	0.57	57	0.46	57	0.49
75	Ft. Leonard Wood	50	0.37	51	0.39	52	0.42	32	0.27
78	Offutt AFB	75	0.56	108	0.82	98	0.79	90	0.77
79	Nellis AFB	89	0.67	86	0.65	76	0.61	78	0.67
83	Kirtland AFB	93	0.70	103	0.78	67	0.54	65	0.56
86	West Point	82	0.61	87	0.66	54	0.43	67	0.57
89	Ft. Bragg	116	0.87	115	0.87	108	0.87	110	0.94
91	NH Camp Lejeune	69	0.52	99	0.75	72	0.58	66	0.57
92	NH Cherry Point	47	0.35	49	0.37	48	0.39	49	0.42
95	Wright Patterson AFB	91	0.68	92	0.70	87	0.70	91	0.78
96	Tinker AFB	139	1.04	141	1.07	122	0.98	116	0.99
98	Ft. Sill	73	0.55	68	0.51	70	0.56	68	0.58
101	Shaw AFB	67	0.50	76	0.58	64	0.51	65	0.56
103	NH Charleston	91	0.68	87	0.66	85	0.68	86	0.74
104	NH Beaufort	52	0.39	38	0.29	51	0.41	50	0.43
105	Ft. Jackson	73	0.55	76	0.58	62	0.50	62	0.53
108	Ft. Bliss	74	0.55	73	0.55	79	0.64	70	0.60
109	Brooke AMC-Ft. Sam Houston	91	0.68	108	0.82	91	0.73	87	0.75
110	Ft. Hood	83	0.62	75	0.57	75	0.60	76	0.65
112	Dyess AFB	123	0.92	130	0.98	125	1.01	124	1.06
113	Laughlin AFB/Sheppard AFB	66	0.49	81	0.61	61	0.49	52	0.45
117	Lackland AFB	91	0.68	78	0.59	31	0.25	32	0.27
118	NH Corpus Christi	73	0.55	72	0.54	64	0.51	63	0.54
119	Hill AFB	135	1.01	139	1.05	126	1.01	111	0.95
120	Langley AFB	155	1.16	122	0.92	112	0.90	104	0.89
121	Ft. Eustis	62	0.46	59	0.45	45	0.36	48	0.41
122	Ft. Lee	47	0.35	51	0.39	58	0.47	50	0.43
123	Ft. Belvoir	133	0.99	116	0.88	90	0.72	110	0.94
124	NMC Portsmouth	189	1.41	161	1.22	136	1.09	132	1.13
125	Madigan AMC-Ft. Lewis	137	1.02	129	0.98	118	0.95	91	0.78
126	NH Bremerton	77	0.58	72	0.54	68	0.55	78	0.67
127	NH Oak Harbor	76	0.57	81	0.61	58	0.47	54	0.46
128	Fairchild AFB	63	0.47	72	0.54	65	0.52	56	0.48
129	F.E. Warren AFB	184	1.38	183	1.38	187	1.50	154	1.32
131	Ft. Irwin	51	0.38	46	0.35	43	0.35	41	0.35
231	NBHC Nas North Island	92	0.69	82	0.62	73	0.59	66	0.57
252	Peterson AFB	79	0.59	64	0.48	72	0.58	70	0.60
280	Pearl Harbor	91	0.68	81	0.61	64	0.51	72	0.62
321	NACC Portsmouth NH	83	0.62	98	0.74	82	0.66	88	0.75
330	Ft. Drum	48	0.36	50	0.38	30	0.24	35	0.30
366	Randolph AFB	53	0.40	69	0.52	50	0.40	67	0.57
378	Ft. Ritchie	65	0.49	64	0.48	59	0.47	62	0.53
385	NMCL Quantico	67	0.50	59	0.45	61	0.49	61	0.52
387	Virginia Beach	69	0.52	68	0.51	56	0.45	47	0.40
405	NBHC Mayport	63	0.47	72	0.54	50	0.40	65	0.56
407	NBHC Ntc San Diego	67	0.50	67	0.51	62	0.50	65	0.56
508	Norfolk	110	0.82	122	0.92	84	0.68	94	0.81
606	Heidelberg Meddacc	75	0.56	61	0.46	52	0.42	49	0.42

2009 HEALTH CARE SURVEY OF DOD BENEFICIARIES – FINAL

607	Landstuhl	62	0.46	80	0.61	54	0.43	46	0.39
609	Wuerzburg	92	0.69	80	0.61	96	0.77	63	0.54
612	Seoul	83	0.62	68	0.51	63	0.51	49	0.42
615	NH Guantanamo Bay	18	0.13	15	0.11	22	0.18	21	0.18
617	Naples	88	0.66	94	0.71	84	0.68	91	0.78
620	Agana	110	0.82	107	0.81	113	0.91	92	0.79
621	Okinawa	61	0.46	62	0.47	50	0.40	55	0.47
622	NH Yokosuka/other Asian	83	0.62	100	0.76	86	0.69	88	0.75
633	RAF Lakenheath/other Europe	77	0.58	102	0.77	73	0.59	65	0.56
640	Yokota AB	180	1.35	159	1.20	141	1.13	149	1.28
804	Kadena AFB	66	0.49	77	0.58	52	0.42	54	0.46
806	Spangdahlem/Ramstein AFB	152	1.14	157	1.19	136	1.09	123	1.05
1350	37th Med Group	98	0.73	103	0.78	45	0.36	49	0.42
5191	USCG Group St Petersburg Clinic	1	0.01	2	0.02	3	0.02	3	0.03
5195	USCG Clinic Detroit	.	.	3	0.02	1	0.01	1	0.01
6215	Tricare Outpat-Chula Vista	62	0.46	53	0.40	45	0.36	45	0.39
6223	Naval Health Care New England	71	0.53	86	0.65	85	0.68	67	0.57
9901	Out of catchment-north	1119	8.37	1062	8.04	1150	9.25	1055	9.04
9902	Out of catchment-south	1126	8.42	1137	8.60	1192	9.59	1085	9.30
9903	Out of catchment-west	1165	8.71	1096	8.29	1128	9.07	1032	8.84
9904	Out of catchment-overseas	512	3.83	469	3.55	589	4.74	548	4.70

		Weighted							
		Q1		Q2		Q3		Q4	
Value	Formatted Value	Count	Percent	Count	Percent	Count	Percent	Count	Percent
1	Redstone Ars/Ft McClellan	15722	0.22	13279	0.18	11809	0.16	14791	0.20
3	Ft. Rucker	12444	0.17	12386	0.17	12715	0.18	12915	0.18
4	Maxwell AFB	11837	0.16	11771	0.16	11957	0.16	12042	0.16
5	Ft Wainwright	32052	0.44	26503	0.37	32691	0.45	25888	0.35
6	Elmendorf AFB/Ft Wainwright	30302	0.42	34921	0.48	33144	0.46	33290	0.45
8	Ft. Huachuca	10530	0.15	10598	0.15	10153	0.14	9755	0.13
9	Luke AFB	20018	0.28	23941	0.33	22251	0.31	20066	0.27
10	Davis-Monthan AFB	17232	0.24	17041	0.23	16775	0.23	16370	0.22
14	Travis AFB	86014	1.19	97559	1.35	80831	1.11	101762	1.39
19	Edwards AFB	17497	0.24	16793	0.23	17349	0.24	17498	0.24
24	NH Camp Pendleton/Ft Irwin	132617	1.83	108053	1.49	112928	1.55	111185	1.52
26	Port Hueneme	6489	0.09	6367	0.09	6338	0.09	6408	0.09
28	NH LeMoore	30699	0.42	24665	0.34	19231	0.26	36187	0.49
29	NMC San Diego	132867	1.83	132198	1.82	144436	1.99	140414	1.92
30	NH 29-Palms	20967	0.29	24750	0.34	25256	0.35	28501	0.39
32	Evans ACH-Ft. Carson	51068	0.70	72918	1.01	81455	1.12	68424	0.93
33	USAF Acad. Hospital	45561	0.63	21483	0.30	23435	0.32	18793	0.26
37	Walter Reed AMC	65140	0.90	62265	0.86	61480	0.85	56785	0.78
38	NH Pensacola	84314	1.16	69463	0.96	77521	1.07	76130	1.04
39	NH Jacksonville/Key West	100975	1.39	123193	1.70	127460	1.75	107515	1.47
42	Eglin AFB	68704	0.95	55979	0.77	50700	0.70	50450	0.69
43	Tyndall AFB	23676	0.33	24180	0.33	24396	0.34	24200	0.33
45	MacDill AFB	23606	0.33	20456	0.28	23598	0.32	21851	0.30
46	Patrick AFB	10895	0.15	10925	0.15	10946	0.15	10902	0.15
47	Ft. Gordon	60227	0.83	60356	0.83	56086	0.77	52221	0.71
48	Ft. Benning	53133	0.73	46127	0.64	60998	0.84	51849	0.71
49	Ft. Stewart	63609	0.88	60481	0.83	62432	0.86	73600	1.01
51	Robins AFB	13362	0.18	12742	0.18	12981	0.18	13195	0.18
52	Tripler AMC	79512	1.10	91093	1.26	77179	1.06	88286	1.21
53	Mountain Home AFB	10482	0.14	12280	0.17	8436	0.12	11612	0.16
55	Scott AFB	18805	0.26	20746	0.29	16673	0.23	19076	0.26
56	NH Great Lakes	12289	0.17	11298	0.16	11902	0.16	11566	0.16
57	Ft. Riley	32356	0.45	36034	0.50	30856	0.42	42616	0.58
58	Ft. Leavenworth	20246	0.28	20235	0.28	20140	0.28	20474	0.28
60	Ft. Campbell	73185	1.01	77522	1.07	67376	0.93	76702	1.05
61	Ft. Knox	52186	0.72	51466	0.71	59973	0.83	38968	0.53
62	Barksdale AFB	15023	0.21	12559	0.17	12569	0.17	12451	0.17
64	Ft. Polk	18095	0.25	27132	0.37	18063	0.25	21313	0.29
66	Andrews AFB	85196	1.18	75129	1.04	87103	1.20	83870	1.15
67	NNMC Bethesda	89938	1.24	80991	1.12	87403	1.20	77054	1.05
68	NH Patuxent River	6916	0.10	6490	0.09	6259	0.09	6332	0.09
69	Ft. Meade	43436	0.60	44384	0.61	42078	0.58	43769	0.60
73	Keesler AFB	33190	0.46	36013	0.50	34770	0.48	35175	0.48
75	Ft. Leonard Wood	27666	0.38	30262	0.42	32568	0.45	30551	0.42

2009 HEALTH CARE SURVEY OF DOD BENEFICIARIES – FINAL

78	Offutt AFB	22850	0.32	26589	0.37	30039	0.41	27499	0.38
79	Nellis AFB	62648	0.86	61451	0.85	61034	0.84	66733	0.91
83	Kirtland AFB	18997	0.26	18583	0.26	15656	0.22	15467	0.21
86	West Point	34092	0.47	40115	0.55	39171	0.54	34307	0.47
89	Ft. Bragg	130285	1.80	141891	1.96	144913	2.00	150878	2.06
91	NH Camp Lejeune	92538	1.28	111258	1.53	109162	1.50	104749	1.43
92	NH Cherry Point	10700	0.15	10679	0.15	10621	0.15	10826	0.15
95	Wright Patterson AFB	53241	0.73	51603	0.71	40674	0.56	44386	0.61
96	Tinker AFB	29787	0.41	29439	0.41	28946	0.40	29194	0.40
98	Ft. Sill	42164	0.58	41942	0.58	49874	0.69	38925	0.53
101	Shaw AFB	12397	0.17	12194	0.17	9731	0.13	9721	0.13
103	NH Charleston	20951	0.29	18884	0.26	23794	0.33	19970	0.27
104	NH Beaufort	27382	0.38	22192	0.31	24801	0.34	24289	0.33
105	Ft. Jackson	50677	0.70	63451	0.87	45586	0.63	55550	0.76
108	Ft. Bliss	51269	0.71	56261	0.78	63244	0.87	67372	0.92
109	Brooke AMC-Ft. Sam Houston	73557	1.01	77009	1.06	78066	1.07	91098	1.24
110	Ft. Hood	122747	1.69	120064	1.66	141780	1.95	132791	1.81
112	Dyess AFB	16659	0.23	16376	0.23	13505	0.19	13477	0.18
113	Laughlin AFB/Sheppard AFB	9820	0.14	10845	0.15	10619	0.15	8385	0.11
117	Lackland AFB	44746	0.62	45233	0.62	31516	0.43	31685	0.43
118	NH Corpus Christi	12784	0.18	12434	0.17	12554	0.17	12390	0.17
119	Hill AFB	20450	0.28	20150	0.28	22103	0.30	19423	0.27
120	Langley AFB	94827	1.31	59223	0.82	73055	1.01	79301	1.08
121	Ft. Eustis	19776	0.27	17158	0.24	19030	0.26	17890	0.24
122	Ft. Lee	15059	0.21	13099	0.18	15431	0.21	15209	0.21
123	Ft. Belvoir	121369	1.67	102667	1.42	104249	1.44	102636	1.40
124	NMC Portsmouth	196424	2.71	198828	2.74	175267	2.41	177606	2.43
125	Madigan AMC-Ft. Lewis	133747	1.85	147332	2.03	137972	1.90	130841	1.79
126	NH Bremerton	42939	0.59	40970	0.56	44432	0.61	45863	0.63
127	NH Oak Harbor	20753	0.29	18907	0.26	23583	0.32	20524	0.28
128	Fairchild AFB	8987	0.12	9157	0.13	10584	0.15	9815	0.13
129	F.E. Warren AFB	31440	0.43	31466	0.43	32259	0.44	36623	0.50
131	Ft. Irwin	8800	0.12	9110	0.13	13046	0.18	9508	0.13
231	NBHC Nas North Island	10199	0.14	9817	0.14	9644	0.13	10131	0.14
252	Peterson AFB	16463	0.23	16435	0.23	16700	0.23	19568	0.27
280	Pearl Harbor	18405	0.25	18133	0.25	18321	0.25	18307	0.25
321	NACC Portsmouth NH	7509	0.10	6976	0.10	11564	0.16	10832	0.15
330	Ft. Drum	25595	0.35	25999	0.36	25713	0.35	28014	0.38
366	Randolph AFB	15668	0.22	15432	0.21	15300	0.21	15268	0.21
378	Ft. Ritchie	13259	0.18	13834	0.19	13927	0.19	14028	0.19
385	NMCL Quantico	16030	0.22	15668	0.22	15459	0.21	15331	0.21
387	Virginia Beach	8947	0.12	9703	0.13	9761	0.13	9580	0.13
405	NBHC Mayport	8529	0.12	8424	0.12	8398	0.12	8312	0.11
407	NBHC Ntc San Diego	9292	0.13	12752	0.18	8519	0.12	10440	0.14
508	Norfolk	15043	0.21	16877	0.23	16011	0.22	16056	0.22
606	Heidelberg Meddacc	23208	0.32	17722	0.24	17501	0.24	17618	0.24
607	Landstuhl	30417	0.42	29812	0.41	30432	0.42	34209	0.47
609	Wuerzburg	36016	0.50	39381	0.54	38432	0.53	34548	0.47
612	Seoul	24064	0.33	20503	0.28	20623	0.28	21821	0.30
615	NH Guantanamo Bay	2571	0.04	1993	0.03	3662	0.05	2659	0.04
617	Naples	14048	0.19	14900	0.21	13202	0.18	14512	0.20
620	Agana	16096	0.22	16497	0.23	16010	0.22	18727	0.26
621	Okinawa	20382	0.28	19283	0.27	19866	0.27	20751	0.28
622	NH Yokosuka/other Asian	27755	0.38	26406	0.36	25686	0.35	26420	0.36
633	RAF Lakenheath/other Europe	16912	0.23	16299	0.22	16263	0.22	15990	0.22
640	Yokota AB	25193	0.35	27275	0.38	20014	0.28	23913	0.33
804	Kadena AFB	12403	0.17	12145	0.17	12261	0.17	12393	0.17
806	Spangdahlem/Ramstein AFB	22557	0.31	22408	0.31	22641	0.31	22999	0.31
1350	37th Med Group	30642	0.42	39542	0.55	34596	0.48	31337	0.43
5191	USCG Group St Petersburg Clinic	297	0.00	584	0.01	719	0.01	1818	0.02
5195	USCG Clinic Detroit	.	.	1069	0.01	166	0.00	438	0.01
6215	Tricare Outpat-Chula Vista	10135	0.14	9819	0.14	11737	0.16	9468	0.13
6223	Naval Health Care New England	27721	0.38	24679	0.34	27606	0.38	26490	0.36
9901	Out of catchment-north	1009740	13.93	1063563	14.66	1076323	14.82	1099423	15.01
9902	Out of catchment-south	1205813	16.63	1192690	16.44	1175897	16.19	1220449	16.67
9903	Out of catchment-west	888651	12.26	867151	11.96	865771	11.92	864489	11.81
9904	Out of catchment-overseas	124264	1.71	127956	1.76	143405	1.97	138558	1.89

ENBGSMP - Enrollment by beneficiary category									
Unweighted									
Value	Formatted Value	Q1 Count	Percent	Q2 Count	Percent	Q3 Count	Percent	Q4 Count	Percent
01	Active Duty	5647	42.24	5560	42.08	4986	40.11	4487	38.45
02	Active Duty fam,Prime,civ PCM	393	2.94	365	2.76	460	3.70	399	3.42
03	Active Duty fam,Prime,mil PCM	1430	10.70	1375	10.41	1265	10.18	1249	10.70
04	Active Duty fam,non-enrollee	912	6.82	850	6.43	936	7.53	834	7.15
05	Retired,<65,civ PCM	723	5.41	709	5.37	747	6.01	739	6.33
06	Retired,<65,mil PCM	1809	13.53	1914	14.48	1633	13.14	1658	14.21
07	Retired,<65,non-enrollee	1512	11.31	1501	11.36	1480	11.90	1429	12.25
08	Retired,65+,civ PCM	19	0.14	20	0.15	15	0.12	17	0.15
09	Retired,65+,mil PCM	75	0.56	63	0.48	63	0.51	53	0.45
10	Retired,65+,non-enrollee	765	5.72	762	5.77	774	6.23	728	6.24
11	TRICARE Reserve Select	84	0.63	95	0.72	73	0.59	76	0.65
Weighted									
Value	Formatted Value	Q1 Count	Percent	Q2 Count	Percent	Q3 Count	Percent	Q4 Count	Percent
01	Active Duty	1747044	24.10	1723343	23.76	1735570	23.90	1704163	23.27
02	Active Duty fam,Prime,civ PCM	244927	3.38	243726	3.36	250956	3.46	253168	3.46
03	Active Duty fam,Prime,mil PCM	551999	7.62	572857	7.90	559395	7.70	613973	8.38
04	Active Duty fam,non-enrollee	230115	3.17	199750	2.75	222200	3.06	224963	3.07
05	Retired,<65,civ PCM	606603	8.37	623132	8.59	638600	8.79	654618	8.94
06	Retired,<65,mil PCM	616918	8.51	611784	8.43	629855	8.67	628087	8.58
07	Retired,<65,non-enrollee	1360141	18.76	1371838	18.91	1328043	18.28	1321988	18.05
08	Retired,65+,civ PCM	38638	0.53	41992	0.58	31549	0.43	38860	0.53
09	Retired,65+,mil PCM	158238	2.18	137499	1.90	135136	1.86	120201	1.64
10	Retired,65+,non-enrollee	1647328	22.73	1678248	23.14	1676460	23.08	1695887	23.16
11	TRICARE Reserve Select	46819	0.65	49140	0.68	55361	0.76	66725	0.91

MPCSMPL - Military personnel category									
Unweighted									
Value	Formatted Value	Q1 Count	Percent	Q2 Count	Percent	Q3 Count	Percent	Q4 Count	Percent
1	Enlisted/Unknown	9521	71.22	9368	70.89	8807	70.84	8123	69.61
2	Officer	3489	26.10	3499	26.48	3292	26.48	3221	27.60
3	Warrant officer	359	2.69	347	2.63	333	2.68	325	2.79
Weighted									
Value	Formatted Value	Q1 Count	Percent	Q2 Count	Percent	Q3 Count	Percent	Q4 Count	Percent
1	Enlisted/Unknown	5496947	75.83	5556295	76.60	5485534	75.53	5485123	74.91
2	Officer	1550502	21.39	1502553	20.72	1562351	21.51	1621021	22.14
3	Warrant officer	201321	2.78	194461	2.68	215242	2.96	216489	2.96

NHFF - Stratum sample size									
Unweighted									
Value	Formatted Value	Q1 Count	Percent	Q2 Count	Percent	Q3 Count	Percent	Q4 Count	Percent
24 -- 1801	0--9999	13369	100.00	13214	100.00	12432	100.00	11669	100.00
Weighted									
Value	Formatted Value	Q1 Count	Percent	Q2 Count	Percent	Q3 Count	Percent	Q4 Count	Percent
24 -- 1801	0--9999	7248770	100.00	7253310	100.00	7263127	100.00	7322632	100.00

SERVAREA - Service area									
Unweighted									
Value	Formatted Value	Q1 Count	Percent	Q2 Count	Percent	Q3 Count	Percent	Q4 Count	Percent
Missing		12893	96.44	12764	96.59	12005	96.57	11276	96.63
01 Serv area1 (Pendleton/San Diego)		66	0.49	59	0.45	71	0.57	65	0.56
02 Serv area2 (Carson/USAF)		27	0.20	26	0.20	24	0.19	22	0.19
03 Serv area3 (DC/Andrews/Bethesda/ Belvoir)		111	0.83	93	0.70	98	0.79	73	0.63
04 Serv area4 (Pensacola/Eglin)		46	0.34	42	0.32	33	0.27	30	0.26
05 Serv area5 (Stewart/Charleston/ Beaufort)		19	0.14	14	0.11	21	0.17	21	0.18
06 Serv area6 (Lejeune/Cherry Point)		12	0.09	25	0.19	15	0.12	16	0.14
07 Serv area7 (Sill/Sheppard)		2	0.01	4	0.03	9	0.07	3	0.03
08 Serv area8 (Shaw/Jackson)		13	0.10	23	0.17	11	0.09	15	0.13
09 Serv area9 (Sam Houston/Lackland)		30	0.22	37	0.28	31	0.25	30	0.26
10 Serv area10 (Langley/Eustis/ Portsmouth)		109	0.82	87	0.66	74	0.60	85	0.73
11 Serv area11 (Lewis/Bremerton/Oak Harbor)		41	0.31	40	0.30	40	0.32	33	0.28
Weighted									
Value	Formatted Value	Q1 Count	Percent	Q2 Count	Percent	Q3 Count	Percent	Q4 Count	Percent
Missing		6686375	92.24	6731787	92.81	6734346	92.72	6844523	93.47
01 Serv area1 (Pendleton/San Diego)		74074	1.02	60946	0.84	72352	1.00	68884	0.94
02 Serv area2 (Carson/USAF)		28702	0.40	30203	0.42	33087	0.46	19138	0.26
03 Serv area3 (DC/Andrews/Bethesda/ Belvoir)		135195	1.87	97541	1.34	114871	1.58	91919	1.26
04 Serv area4 (Pensacola/Eglin)		65384	0.90	47329	0.65	47381	0.65	33637	0.46
05 Serv area5 (Stewart/Charleston/ Beaufort)		24658	0.34	17053	0.24	20181	0.28	28654	0.39
06 Serv area6 (Lejeune/Cherry Point)		14795	0.20	27114	0.37	29627	0.41	18793	0.26
07 Serv area7 (Sill/Sheppard)		1061	0.01	8796	0.12	15811	0.22	3868	0.05
08 Serv area8 (Shaw/Jackson)		22837	0.32	33206	0.46	14749	0.20	16923	0.23
09 Serv area9 (Sam Houston/Lackland)		40724	0.56	52758	0.73	40081	0.55	45623	0.62
10 Serv area10 (Langley/Eustis/ Portsmouth)		111093	1.53	102215	1.41	97790	1.35	108768	1.49
11 Serv area11 (Lewis/Bremerton/Oak Harbor)		43871	0.61	44362	0.61	42851	0.59	41903	0.57

DCATCH - Catchment Area										
Unweighted										
Value	Formatted Value	Q1		Q2		Q3		Q4		
		Count	Percent	Count	Percent	Count	Percent	Count	Percent	
0005	5	38	0.28	29	0.22	48	0.39	31	0.27	
0006	6	93	0.70	86	0.65	69	0.56	72	0.62	
0014	14	110	0.82	113	0.86	81	0.65	94	0.81	
0024	24	122	0.91	109	0.82	110	0.88	103	0.88	
0028	28	76	0.57	69	0.52	63	0.51	66	0.57	
0029	29	381	2.85	370	2.80	360	2.90	354	3.03	
0030	30	35	0.26	48	0.36	34	0.27	39	0.33	
0032	32	67	0.50	187	1.42	177	1.42	172	1.47	
0033	33	130	0.97	
0037	37	125	0.93	126	0.95	87	0.70	105	0.90	
0038	38	80	0.60	66	0.50	60	0.48	58	0.50	
0039	39	161	1.20	179	1.35	153	1.23	167	1.43	
0042	42	188	1.41	184	1.39	154	1.24	118	1.01	
0047	47	52	0.39	54	0.41	50	0.40	40	0.34	
0048	48	50	0.37	49	0.37	46	0.37	40	0.34	
0049	49	57	0.43	49	0.37	71	0.57	51	0.44	
0052	52	214	1.60	201	1.52	164	1.32	165	1.41	
0053	53	69	0.52	56	0.42	57	0.46	53	0.45	
0057	57	62	0.46	62	0.47	52	0.42	53	0.45	
0060	60	58	0.43	63	0.48	63	0.51	43	0.37	
0061	61	59	0.44	51	0.39	72	0.58	49	0.42	
0064	64	34	0.25	45	0.34	41	0.33	34	0.29	
0066	66	143	1.07	123	0.93	135	1.09	118	1.01	
0067	67	179	1.34	180	1.36	174	1.40	144	1.23	
0073	73	97	0.73	86	0.65	74	0.60	64	0.55	
0075	75	44	0.33	46	0.35	48	0.39	34	0.29	
0079	79	90	0.67	91	0.69	75	0.60	76	0.65	
0086	86	49	0.37	64	0.48	29	0.23	39	0.33	
0089	89	111	0.83	111	0.84	100	0.80	110	0.94	
0091	91	118	0.88	144	1.09	116	0.93	113	0.97	
0095	95	82	0.61	83	0.63	79	0.64	89	0.76	
0098	98	53	0.40	45	0.34	43	0.35	45	0.39	
0104	104	54	0.40	39	0.30	50	0.40	49	0.42	
0105	105	144	1.08	151	1.14	129	1.04	130	1.11	
0108	108	55	0.41	58	0.44	55	0.44	48	0.41	
0109	109	146	1.09	167	1.26	123	0.99	143	1.23	
0110	110	93	0.70	74	0.56	74	0.60	78	0.67	
0117	117	169	1.26	163	1.23	78	0.63	76	0.65	
0120	120	167	1.25	144	1.09	124	1.00	139	1.19	
0123	123	196	1.47	168	1.27	165	1.33	166	1.42	
0124	124	463	3.46	440	3.33	356	2.86	340	2.91	
0125	125	146	1.09	133	1.01	115	0.93	106	0.91	
0126	126	68	0.51	68	0.51	59	0.47	62	0.53	
0127	127	74	0.55	82	0.62	59	0.47	52	0.45	
0131	131	43	0.32	42	0.32	31	0.25	32	0.27	
0606	606	71	0.53	
0607	607	102	0.76	145	1.10	115	0.93	98	0.84	
0612	612	70	0.52	53	0.40	61	0.49	47	0.40	
0615	615	10	0.07	12	0.09	11	0.09	7	0.06	
0617	617	23	0.17	16	0.12	30	0.24	37	0.32	
0618	618	14	0.10	17	0.13	9	0.07	10	0.09	
0620	620	108	0.81	103	0.78	108	0.87	88	0.75	
0621	621	134	1.00	130	0.98	103	0.83	113	0.97	
0622	622	69	0.52	77	0.58	60	0.48	72	0.62	
0624	624	16	0.12	18	0.14	14	0.11	15	0.13	
0633	633	71	0.53	90	0.68	57	0.46	53	0.45	
0638	638	57	0.43	68	0.51	54	0.43	53	0.45	
0639	639	48	0.36	38	0.29	34	0.27	42	0.36	
0640	640	45	0.34	33	0.25	43	0.35	37	0.32	
0781	781	9	0.07	5	0.04	9	0.07	4	0.03	
0782	782	30	0.22	26	0.20	26	0.21	13	0.11	

2009 HEALTH CARE SURVEY OF DOD BENEFICIARIES – FINAL

0783	783	28	0.21	25	0.19	35	0.28	15	0.13
0784	784	180	1.35	170	1.29	142	1.14	145	1.24
0785	785	304	2.27	276	2.09	288	2.32	287	2.46
0786	786	15	0.11	19	0.14	14	0.11	14	0.12
0787	787	2	0.01	1	0.01	2	0.02	.	.
0788	788	69	0.52	63	0.48	53	0.43	35	0.30
0789	789	1	0.01	2	0.02	2	0.02	4	0.03
0808	808	39	0.29	32	0.24	46	0.37	30	0.26
0901	901	323	2.42	304	2.30	267	2.15	292	2.50
0902	902	17	0.13	22	0.17	24	0.19	19	0.16
0904	904	128	0.96	140	1.06	130	1.05	121	1.04
0906	906	79	0.59	82	0.62	81	0.65	74	0.63
0907	907	50	0.37	53	0.40	58	0.47	69	0.59
0908	908	44	0.33	39	0.30	46	0.37	33	0.28
0911	911	245	1.83	250	1.89	250	2.01	239	2.05
0912	912	5	0.04	3	0.02	12	0.10	13	0.11
0914	914	232	1.74	223	1.69	184	1.48	202	1.73
0915	915	75	0.56	72	0.54	90	0.72	64	0.55
0917	917	110	0.82	134	1.01	136	1.09	118	1.01
0918	918	28	0.21	25	0.19	37	0.30	32	0.27
0920	920	52	0.39	51	0.39	52	0.42	45	0.39
0921	921	71	0.53	115	0.87	104	0.84	97	0.83
0922	922	124	0.93	132	1.00	122	0.98	102	0.87
0923	923	86	0.64	85	0.64	91	0.73	95	0.81
0924	924	96	0.72	89	0.67	82	0.66	87	0.75
0925	925	140	1.05	149	1.13	140	1.13	128	1.10
0927	927	105	0.79	98	0.74	92	0.74	86	0.74
0928	928	104	0.78	119	0.90	97	0.78	99	0.85
0929	929	36	0.27	41	0.31	29	0.23	35	0.30
0930	930	31	0.23	28	0.21	28	0.23	26	0.22
0931	931	91	0.68	78	0.59	90	0.72	94	0.81
0932	932	145	1.08	141	1.07	119	0.96	120	1.03
0933	933	158	1.18	163	1.23	123	0.99	125	1.07
0934	934	161	1.20	138	1.04	158	1.27	135	1.16
0935	935	99	0.74	93	0.70	83	0.67	75	0.64
0936	936	86	0.64	97	0.73	100	0.80	93	0.80
0937	937	154	1.15	148	1.12	172	1.38	136	1.17
0938	938	96	0.72	60	0.45	59	0.47	67	0.57
0939	939	163	1.22	166	1.26	158	1.27	158	1.35
0940	940	43	0.32	46	0.35	37	0.30	34	0.29
0941	941	188	1.41	166	1.26	158	1.27	157	1.35
0942	942	45	0.34	50	0.38	50	0.40	51	0.44
0943	943	124	0.93	149	1.13	135	1.09	108	0.93
0945	945	106	0.79	120	0.91	116	0.93	89	0.76
0946	946	13	0.10	14	0.11	5	0.04	12	0.10
0948	948	163	1.22	161	1.22	179	1.44	137	1.17
0950	950	69	0.52	77	0.58	69	0.56	73	0.63
0951	951	76	0.57	83	0.63	91	0.73	60	0.51
0953	953	175	1.31	166	1.26	168	1.35	165	1.41
0957	957	168	1.26	212	1.60	192	1.54	185	1.59
0958	958	2	0.01	2	0.02	1	0.01	3	0.03
0959	959	1	0.01
0960	960	9	0.07	11	0.08	13	0.10	17	0.15
0961	961	15	0.11	25	0.19	22	0.18	12	0.10
0963	963	18	0.13	8	0.06	13	0.10	6	0.05
0964	964	14	0.10	13	0.10	13	0.10	5	0.04
0965	965	36	0.27	41	0.31	26	0.21	28	0.24
0966	966	7	0.05	4	0.03	2	0.02	7	0.06
0967	967	17	0.13	19	0.14	18	0.14	19	0.16
0968	968	15	0.11	18	0.14	26	0.21	12	0.10
0969	969	1	0.01	3	0.03
0970	970	1	0.01	4	0.03
0971	971	8	0.06	9	0.07	18	0.14	14	0.12
0972	972	6	0.04	5	0.04	19	0.15	9	0.08
0973	973	6	0.04	8	0.06	8	0.06	8	0.07
0974	974	53	0.40	33	0.25	35	0.28	37	0.32
0975	975	8	0.06	7	0.05	8	0.06	6	0.05
0976	976	3	0.02	1	0.01	12	0.10	7	0.06
0977	977	34	0.25	38	0.29	36	0.29	32	0.27
0978	978	17	0.13	19	0.14	24	0.19	27	0.23
0979	979	11	0.08	13	0.10	8	0.06	6	0.05
0982	982	16	0.12	18	0.14	34	0.27	28	0.24

2009 HEALTH CARE SURVEY OF DOD BENEFICIARIES – FINAL

0983	983	8	0.06	16	0.12	23	0.19	24	0.21
0985	985	152	1.14	160	1.21	170	1.37	142	1.22
0986	986	413	3.09	379	2.87	394	3.17	357	3.06
0987	987	341	2.55	375	2.84	340	2.73	348	2.98
0988	988	93	0.70	101	0.76	76	0.61	67	0.57
0989	989	37	0.28	46	0.35	49	0.39	35	0.30
0990	990	89	0.67	93	0.70	98	0.79	89	0.76
0993	993	520	3.89	525	3.97	537	4.32	472	4.04
0994	994	1	0.01	1	0.01	.	.	1	0.01
0995	995	20	0.15	20	0.15	22	0.18	15	0.13
0996	996	94	0.70	104	0.79	114	0.92	92	0.79
0999	999	241	1.80	203	1.54	238	1.91	208	1.78
Weighted									
Value	Formatted Value	Q1		Q2		Q3		Q4	
		Count	Percent	Count	Percent	Count	Percent	Count	Percent
0005	5	20359	0.28	11841	0.16	22313	0.31	16601	0.23
0006	6	38044	0.52	44156	0.61	37126	0.51	39759	0.54
0014	14	55258	0.76	69949	0.96	58699	0.81	68407	0.93
0024	24	133171	1.84	110601	1.52	113477	1.56	114150	1.56
0028	28	28726	0.40	22529	0.31	16748	0.23	33680	0.46
0029	29	172159	2.38	167396	2.31	183589	2.53	179879	2.46
0030	30	17019	0.23	24956	0.34	23123	0.32	29063	0.40
0032	32	54823	0.76	98821	1.36	107113	1.47	92180	1.26
0033	33	50797	0.70
0037	37	70241	0.97	70041	0.97	57617	0.79	72811	0.99
0038	38	72161	1.00	54661	0.75	57696	0.79	60983	0.83
0039	39	92555	1.28	109539	1.51	116261	1.60	97733	1.33
0042	42	80597	1.11	69900	0.96	62311	0.86	58825	0.80
0047	47	44021	0.61	48286	0.67	47847	0.66	41658	0.57
0048	48	52256	0.72	46811	0.65	59496	0.82	52102	0.71
0049	49	59675	0.82	54907	0.76	66397	0.91	68808	0.94
0052	52	105901	1.46	115541	1.59	98435	1.36	108182	1.48
0053	53	7241	0.10	11732	0.16	7747	0.11	10966	0.15
0057	57	33400	0.46	34688	0.48	26835	0.37	38091	0.52
0060	60	67958	0.94	76455	1.05	58899	0.81	75550	1.03
0061	61	44758	0.62	40949	0.56	54538	0.75	34868	0.48
0064	64	16434	0.23	25000	0.34	15870	0.22	19535	0.27
0066	66	62567	0.86	55560	0.77	61778	0.85	61927	0.85
0067	67	96768	1.33	93218	1.29	94274	1.30	83246	1.14
0073	73	37266	0.51	37493	0.52	42664	0.59	37836	0.52
0075	75	25074	0.35	30164	0.42	31651	0.44	30974	0.42
0079	79	62690	0.86	61432	0.85	58657	0.81	62194	0.85
0086	86	27506	0.38	36656	0.51	29027	0.40	21953	0.30
0089	89	124684	1.72	137499	1.90	133845	1.84	148311	2.03
0091	91	101220	1.40	119477	1.65	118923	1.64	114319	1.56
0095	95	48236	0.67	45997	0.63	36487	0.50	44176	0.60
0098	98	34792	0.48	33705	0.46	43522	0.60	29454	0.40
0104	104	30026	0.41	25251	0.35	23337	0.32	24914	0.34
0105	105	65602	0.91	78049	1.08	55418	0.76	65228	0.89
0108	108	44127	0.61	46860	0.65	50571	0.70	54754	0.75
0109	109	89350	1.23	91920	1.27	88662	1.22	107511	1.47
0110	110	124837	1.72	115061	1.59	131338	1.81	132137	1.80
0117	117	66406	0.92	75345	1.04	66643	0.92	55114	0.75
0120	120	94144	1.30	62287	0.86	80994	1.12	90306	1.23
0123	123	130258	1.80	106379	1.47	116625	1.61	109977	1.50
0124	124	233729	3.22	248186	3.42	215311	2.96	219034	2.99
0125	125	128582	1.77	148516	2.05	128090	1.76	127922	1.75
0126	126	38421	0.53	37801	0.52	42200	0.58	40373	0.55
0127	127	20702	0.29	20250	0.28	23730	0.33	20173	0.28
0131	131	7408	0.10	9430	0.13	11498	0.16	7874	0.11
0606	606	23797	0.33
0607	607	25828	0.36	36839	0.51	34474	0.47	48485	0.66
0612	612	22445	0.31	17022	0.23	23925	0.33	17574	0.24
0615	615	1542	0.02	1580	0.02	1637	0.02	1061	0.01
0617	617	4012	0.06	2022	0.03	4495	0.06	5849	0.08
0618	618	2260	0.03	2735	0.04	1865	0.03	1816	0.02
0620	620	15920	0.22	15947	0.22	15412	0.21	16158	0.22
0621	621	35356	0.49	30002	0.41	34349	0.47	36266	0.50

2009 HEALTH CARE SURVEY OF DOD BENEFICIARIES – FINAL

0622	622	21292	0.29	19184	0.26	17419	0.24	18384	0.25
0624	624	2267	0.03	2981	0.04	2236	0.03	2139	0.03
0633	633	15660	0.22	14064	0.19	12717	0.18	13458	0.18
0638	638	9349	0.13	11822	0.16	8728	0.12	10061	0.14
0639	639	7243	0.10	6079	0.08	5043	0.07	5936	0.08
0640	640	6352	0.09	4704	0.06	6423	0.09	7422	0.10
0781	781	7265	0.10	6285	0.09	7569	0.10	3749	0.05
0782	782	21488	0.30	23287	0.32	22117	0.30	14167	0.19
0783	783	16812	0.23	18962	0.26	27310	0.38	11898	0.16
0784	784	82143	1.13	62453	0.86	60057	0.83	75862	1.04
0785	785	137830	1.90	142298	1.96	159337	2.19	154837	2.11
0786	786	7079	0.10	10318	0.14	8581	0.12	11870	0.16
0787	787	2070	0.03	2391	0.03	1033	0.01	.	.
0788	788	43466	0.60	39549	0.55	28749	0.40	22067	0.30
0789	789	616	0.01	1295	0.02	2076	0.03	2505	0.03
0808	808	6237	0.09	8722	0.12	7369	0.10	5302	0.07
0901	901	135256	1.87	141774	1.95	135932	1.87	177716	2.43
0902	902	8252	0.11	10080	0.14	9750	0.13	8420	0.11
0904	904	73466	1.01	102608	1.41	85806	1.18	67793	0.93
0906	906	57781	0.80	66447	0.92	58836	0.81	51533	0.70
0907	907	30793	0.42	40474	0.56	37011	0.51	52375	0.72
0908	908	34256	0.47	23488	0.32	32653	0.45	21325	0.29
0911	911	169013	2.33	167698	2.31	162915	2.24	180253	2.46
0912	912	5108	0.07	1767	0.02	9185	0.13	13895	0.19
0914	914	104059	1.44	98179	1.35	97907	1.35	112726	1.54
0915	915	66227	0.91	66574	0.92	71039	0.98	54815	0.75
0917	917	57212	0.79	49336	0.68	60435	0.83	65855	0.90
0918	918	26814	0.37	21963	0.30	29223	0.40	28813	0.39
0920	920	32747	0.45	36175	0.50	35935	0.49	32834	0.45
0921	921	18433	0.25	33661	0.46	47186	0.65	41117	0.56
0922	922	67720	0.93	60110	0.83	66135	0.91	41689	0.57
0923	923	63765	0.88	81926	1.13	79080	1.09	94718	1.29
0924	924	62099	0.86	54414	0.75	55651	0.77	58515	0.80
0925	925	55181	0.76	52010	0.72	42730	0.59	48190	0.66
0927	927	33094	0.46	33661	0.46	33196	0.46	29908	0.41
0928	928	49456	0.68	47378	0.65	39044	0.54	50512	0.69
0929	929	22124	0.31	26331	0.36	15208	0.21	24018	0.33
0930	930	19908	0.27	20672	0.29	20028	0.28	28636	0.39
0931	931	56681	0.78	46430	0.64	67705	0.93	76260	1.04
0932	932	51163	0.71	54143	0.75	55482	0.76	64014	0.87
0933	933	119147	1.64	108381	1.49	93032	1.28	102340	1.40
0934	934	129949	1.79	138433	1.91	148039	2.04	132143	1.80
0935	935	25626	0.35	26217	0.36	24606	0.34	19971	0.27
0936	936	65937	0.91	82110	1.13	71630	0.99	95472	1.30
0937	937	83615	1.15	73311	1.01	98211	1.35	99451	1.36
0938	938	80421	1.11	54132	0.75	48639	0.67	58312	0.80
0939	939	148077	2.04	157803	2.18	144145	1.98	157809	2.16
0940	940	17936	0.25	17918	0.25	19476	0.27	19372	0.26
0941	941	124548	1.72	101255	1.40	119546	1.65	105568	1.44
0942	942	23924	0.33	22717	0.31	28198	0.39	23938	0.33
0943	943	124226	1.71	127068	1.75	116958	1.61	98942	1.35
0945	945	44519	0.61	59834	0.82	49558	0.68	41503	0.57
0946	946	9864	0.14	16202	0.22	4007	0.06	11014	0.15
0948	948	84081	1.16	81130	1.12	86740	1.19	70665	0.97
0950	950	56775	0.78	61647	0.85	62431	0.86	77117	1.05
0951	951	12613	0.17	14119	0.19	18163	0.25	17599	0.24
0953	953	41740	0.58	41059	0.57	45940	0.63	33113	0.45
0957	957	47080	0.65	57695	0.80	55794	0.77	51576	0.70
0958	958	272	0.00	247	0.00	196	0.00	119	0.00
0959	959	133	0.00
0960	960	4655	0.06	4063	0.06	6750	0.09	8669	0.12
0961	961	4616	0.06	6804	0.09	6427	0.09	3966	0.05
0963	963	2325	0.03	1458	0.02	5210	0.07	807	0.01
0964	964	1581	0.02	2632	0.04	1149	0.02	622	0.01
0965	965	4813	0.07	6161	0.08	4458	0.06	6936	0.09
0966	966	783	0.01	489	0.01	141	0.00	509	0.01
0967	967	2117	0.03	2956	0.04	2163	0.03	2728	0.04
0968	968	2067	0.03	2756	0.04	3987	0.05	1608	0.02
0969	969	58	0.00	897	0.01
0970	970	13	0.00	268	0.00
0971	971	4738	0.07	1494	0.02	2250	0.03	1956	0.03
0972	972	754	0.01	920	0.01	1105	0.02	434	0.01

2009 HEALTH CARE SURVEY OF DOD BENEFICIARIES – FINAL

0973	973	4303	0.06	4799	0.07	5061	0.07	4886	0.07
0974	974	32969	0.45	21724	0.30	30208	0.42	16556	0.23
0975	975	561	0.01	4715	0.07	612	0.01	408	0.01
0976	976	259	0.00	133	0.00	275	0.00	347	0.00
0977	977	4276	0.06	6423	0.09	4767	0.07	3889	0.05
0978	978	2280	0.03	3050	0.04	1943	0.03	1568	0.02
0979	979	5036	0.07	3642	0.05	1589	0.02	1226	0.02
0982	982	1471	0.02	2588	0.04	2051	0.03	1804	0.02
0983	983	858	0.01	2720	0.04	1737	0.02	2463	0.03
0985	985	111549	1.54	113652	1.57	126434	1.74	118316	1.62
0986	986	107628	1.48	116669	1.61	120878	1.66	127161	1.74
0987	987	274034	3.78	261863	3.61	263579	3.63	290047	3.96
0988	988	43351	0.60	48543	0.67	32671	0.45	23450	0.32
0989	989	18373	0.25	41766	0.58	35139	0.48	29139	0.40
0990	990	45579	0.63	32574	0.45	43656	0.60	34663	0.47
0993	993	316210	4.36	296986	4.09	306628	4.22	325725	4.45
0994	994	2056	0.03	491	0.01	.	.	641	0.01
0995	995	23608	0.33	18978	0.26	24531	0.34	12612	0.17
0996	996	67513	0.93	74737	1.03	77096	1.06	65643	0.90
0999	999	87035	1.20	83106	1.15	96876	1.33	100335	1.37

**MSM -
Multiple service market areas**

		Unweighted							
Value	Formatted Value	Q1		Q2		Q3		Q4	
		Count	Percent	Count	Percent	Count	Percent	Count	Percent
No MSM		11025	82.47	10914	82.59	10439	83.97	9670	82.87
01 National Capital Area		614	4.59	597	4.52	533	4.29	545	4.67
02 Tidewater, VA		291	2.18	259	1.96	205	1.65	221	1.89
03 Ft Bragg/Pope AFB, NC		63	0.47	71	0.54	72	0.58	77	0.66
04 Naval Hosp Charleston/Charleston AFB, SC		40	0.30	37	0.28	41	0.33	40	0.34
05 Ft Jackson/Shaw AFB, SC		139	1.04	152	1.15	124	1.00	124	1.06
06 Mississippi Delta		95	0.71	91	0.69	72	0.58	63	0.54
07 San Antonio, TX		224	1.68	240	1.82	158	1.27	171	1.47
08 Colorado Springs, CO		205	1.53	223	1.69	213	1.71	191	1.64
09 San Diego, CA		179	1.34	165	1.25	180	1.45	174	1.49
10 Puget Sound, WA		207	1.55	203	1.54	161	1.30	170	1.46
11 Hawaii		159	1.19	153	1.16	118	0.95	123	1.05
12 Anchorage, Alaska		95	0.71	84	0.64	72	0.58	72	0.62
13 Fairbanks, Alaska		33	0.25	25	0.19	44	0.35	28	0.24
		Weighted							
Value	Formatted Value	Q1		Q2		Q3		Q4	
		Count	Percent	Count	Percent	Count	Percent	Count	Percent
No MSM		5887387	81.22	5907073	81.44	5977150	82.29	5946052	81.20
01 National Capital Area		314035	4.33	284184	3.92	280563	3.86	286120	3.91
02 Tidewater, VA		221549	3.06	192212	2.65	181436	2.50	213165	2.91
03 Ft Bragg/Pope AFB, NC		62615	0.86	73137	1.01	71867	0.99	91000	1.24
04 Naval Hosp Charleston/Charleston AFB, SC		10639	0.15	9044	0.12	13271	0.18	10304	0.14
05 Ft Jackson/Shaw AFB, SC		62887	0.87	75644	1.04	54501	0.75	62934	0.86
06 Mississippi Delta		38354	0.53	43786	0.60	44794	0.62	40446	0.55
07 San Antonio, TX		128800	1.78	133569	1.84	121220	1.67	131911	1.80
08 Colorado Springs, CO		88618	1.22	95647	1.32	100239	1.38	85891	1.17
09 San Diego, CA		169910	2.34	156044	2.15	169732	2.34	170177	2.32
10 Puget Sound, WA		145920	2.01	158334	2.18	133965	1.84	153342	2.09
11 Hawaii		62442	0.86	71133	0.98	55623	0.77	77253	1.05
12 Anchorage, Alaska		38495	0.53	43768	0.60	39898	0.55	40879	0.56
13 Fairbanks, Alaska		17119	0.24	9734	0.13	18869	0.26	13160	0.18

D_FAC - Facility type code									
Unweighted									
Value	Formatted Value	Q1 Count	Q1 Percent	Q2 Count	Q2 Percent	Q3 Count	Q3 Percent	Q4 Count	Q4 Percent
CLINIC	Clinic	5777	43.21	5946	45.00	5267	42.37	4946	42.39
HOSP	Hospital	3670	27.45	3504	26.52	3106	24.98	3000	25.71
NONCAT	State/country non-catchment areas	3894	29.13	3728	28.21	3992	32.11	3666	31.42
TGRO	TRICARE Global Remote Overseas program	28	0.21	36	0.27	67	0.54	57	0.49
Weighted									
Value	Formatted Value	Q1 Count	Q1 Percent	Q2 Count	Q2 Percent	Q3 Count	Q3 Percent	Q4 Count	Q4 Percent
CLINIC	Clinic	1632573	22.52	1658241	22.86	1725565	23.76	1612254	22.02
HOSP	Hospital	2387728	32.94	2343709	32.31	2276167	31.34	2384472	32.56
NONCAT	State/country non-catchment areas	3222024	44.45	3241694	44.69	3256133	44.83	3320640	45.35
TGRO	TRICARE Global Remote Overseas program	6446	0.09	9665	0.13	5263	0.07	5267	0.07

D_HEALTH - Health service region									
Unweighted									
Value	Formatted Value	Q1 Count	Q1 Percent	Q2 Count	Q2 Percent	Q3 Count	Q3 Percent	Q4 Count	Q4 Percent
00	No region	182	1.36	138	1.04	179	1.44	164	1.41
13	Europe	643	4.81	674	5.10	633	5.09	578	4.95
14	Pacific	634	4.74	628	4.75	575	4.63	551	4.72
15	Latin America & Canada	206	1.54	195	1.48	226	1.82	205	1.76
17	TNEX Region North	3553	26.58	3505	26.52	3294	26.50	3119	26.73
18	TNEX Region South	3767	28.18	3811	28.84	3506	28.20	3290	28.19
19	TNEX Region West	4384	32.79	4263	32.26	4019	32.33	3762	32.24
Weighted									
Value	Formatted Value	Q1 Count	Q1 Percent	Q2 Count	Q2 Percent	Q3 Count	Q3 Percent	Q4 Count	Q4 Percent
00	No region	63647	0.88	61017	0.84	76093	1.05	86839	1.19
13	Europe	154100	2.13	154137	2.13	148458	2.04	152518	2.08
14	Pacific	131972	1.82	131188	1.81	125058	1.72	127624	1.74
15	Latin America & Canada	48843	0.67	48770	0.67	51577	0.71	37192	0.51
17	TNEX Region North	2339248	32.27	2355177	32.47	2368349	32.61	2382115	32.53
18	TNEX Region South	2330761	32.15	2321244	32.00	2313497	31.85	2330083	31.82
19	TNEX Region West	2180199	30.08	2181777	30.08	2180095	30.02	2206261	30.13

TNEXREG - TRICARE next generation of contracts region grouping										
Unweighted										
Value	Formatted Value	Q1 Count	Q1 Percent	Q2 Count	Q2 Percent	Q3 Count	Q3 Percent	Q4 Count	Q4 Percent	
N	North	3523	26.35	3499	26.48	3274	26.34	3100	26.57	
O	Other	1624	12.15	1590	12.03	1572	12.64	1459	12.50	
S	South	3784	28.30	3814	28.86	3527	28.37	3307	28.34	
W	West	4438	33.20	4311	32.62	4059	32.65	3803	32.59	
Weighted										
Value	Formatted Value	Q1 Count	Q1 Percent	Q2 Count	Q2 Percent	Q3 Count	Q3 Percent	Q4 Count	Q4 Percent	
N	North	2320851	32.02	2365375	32.61	2358840	32.48	2381493	32.52	
O	Other	359602	4.96	352930	4.87	355153	4.89	352135	4.81	
S	South	2346053	32.36	2327816	32.09	2346941	32.31	2360167	32.23	
W	West	2222264	30.66	2207189	30.43	2202193	30.32	2228838	30.44	

SERVAFF - Service affiliation										
Unweighted										
Value	Formatted Value	Q1 Count	Q1 Percent	Q2 Count	Q2 Percent	Q3 Count	Q3 Percent	Q4 Count	Q4 Percent	
	Missing/unknown	26	0.19	22	0.17	26	0.21	24	0.21	
A	Army	2301	17.21	2249	17.02	2007	16.14	1917	16.43	
C	Coast Guard	131	0.98	135	1.02	131	1.05	137	1.17	
F	Air Force	4314	32.27	4349	32.91	3811	30.65	3553	30.45	
J	Administrative	41	0.31	38	0.29	82	0.66	65	0.56	
M	Support Contractor	1724	12.90	1666	12.61	1746	14.04	1637	14.03	
N	Navy	2652	19.84	2648	20.04	2408	19.37	2282	19.56	
S	Noncatchment	2081	15.57	2000	15.14	2128	17.12	1959	16.79	
T	USTF	99	0.74	107	0.81	93	0.75	95	0.81	
Weighted										
Value	Formatted Value	Q1 Count	Q1 Percent	Q2 Count	Q2 Percent	Q3 Count	Q3 Percent	Q4 Count	Q4 Percent	
	Missing/unknown	29615	0.41	20668	0.28	36040	0.50	31807	0.43	
A	Army	1486901	20.51	1494798	20.61	1503987	20.71	1557560	21.27	
C	Coast Guard	40469	0.56	45176	0.62	44701	0.62	57545	0.79	
F	Air Force	1229295	16.96	1211914	16.71	1146027	15.78	1130032	15.43	
J	Administrative	5061	0.07	6269	0.09	3978	0.05	4742	0.06	
M	Support Contractor	1164495	16.06	1216560	16.77	1237395	17.04	1329328	18.15	
N	Navy	1154254	15.92	1136377	15.67	1171835	16.13	1125826	15.37	
S	Noncatchment	2033628	28.05	1990804	27.45	2011345	27.69	1977726	27.01	
T	USTF	105052	1.45	130743	1.80	107819	1.48	108067	1.48	

MRTLSTAT - Marital status									
Unweighted									
Value	Formatted Value	Q1 Count	Q1 Percent	Q2 Count	Q2 Percent	Q3 Count	Q3 Percent	Q4 Count	Q4 Percent
Missing		3378	25.27	3245	24.56	3106	24.98	2995	25.67
A Annulled		.	.	1	0.01	1	0.01	2	0.02
D Divorced		602	4.50	565	4.28	552	4.44	510	4.37
I Interlocutory		.	.	1	0.01
L Legally separated		5	0.04	8	0.06	9	0.07	8	0.07
M Married		6638	49.65	6535	49.46	5988	48.17	5676	48.64
N Never Married		1434	10.73	1493	11.30	1356	10.91	1134	9.72
W Widow(er)		32	0.24	31	0.23	33	0.27	34	0.29
Z Unknown		1280	9.57	1335	10.10	1387	11.16	1310	11.23
Weighted									
Value	Formatted Value	Q1 Count	Q1 Percent	Q2 Count	Q2 Percent	Q3 Count	Q3 Percent	Q4 Count	Q4 Percent
Missing		2397463	33.07	2503652	34.52	2354722	32.42	2407033	32.87
A Annulled		.	.	271	0.00	48	0.00	290	0.00
D Divorced		237765	3.28	217320	3.00	240429	3.31	271819	3.71
I Interlocutory		.	.	284	0.00
L Legally separated		2273	0.03	2481	0.03	4118	0.06	3694	0.05
M Married		3139757	43.31	3017850	41.61	3115822	42.90	3106141	42.42
N Never Married		703546	9.71	713472	9.84	679983	9.36	650873	8.89
W Widow(er)		34021	0.47	38746	0.53	35347	0.49	44002	0.60
Z Unknown		733944	10.13	759236	10.47	832658	11.46	838781	11.45

RACEETHN - Race/Ethnic code									
Unweighted									
Value	Formatted Value	Q1 Count	Q1 Percent	Q2 Count	Q2 Percent	Q3 Count	Q3 Percent	Q4 Count	Q4 Percent
Missing		4944	36.98	4816	36.45	4694	37.76	4520	38.74
A American Indian or Alaskan Native		111	0.83	101	0.76	88	0.71	94	0.81
B Asian or Pacific Islander		566	4.23	552	4.18	497	4.00	440	3.77
C Black(not Hispanic)		994	7.44	1020	7.72	940	7.56	839	7.19
D White(not Hispanic)		5365	40.13	5350	40.49	4894	39.37	4612	39.52
E Hispanic		584	4.37	535	4.05	509	4.09	457	3.92
X Other		160	1.20	176	1.33	136	1.09	128	1.10
Z Unknown		645	4.82	664	5.02	674	5.42	579	4.96

		Weighted							
Value	Formatted Value	Q1		Q2		Q3		Q4	
		Count	Percent	Count	Percent	Count	Percent	Count	Percent
	Missing	3763449	51.92	3838916	52.93	3675788	50.61	3734820	51.00
A	American Indian or Alaskan Native	47295	0.65	32961	0.45	36484	0.50	37509	0.51
B	Asian or Pacific Islander	224392	3.10	228114	3.14	223722	3.08	207904	2.84
C	Black(not Hispanic)	386937	5.34	411574	5.67	387578	5.34	421190	5.75
D	White(not Hispanic)	2018583	27.85	1974012	27.22	2062239	28.39	2125694	29.03
E	Hispanic	233660	3.22	208003	2.87	223018	3.07	206317	2.82
X	Other	51368	0.71	54864	0.76	40684	0.56	55995	0.76
Z	Unknown	523087	7.22	504865	6.96	613614	8.45	533203	7.28

PNSEXCD - Person gender										
Unweighted										
Value	Formatted Value	Q1		Q2		Q3		Q4		
		Count	Percent	Count	Percent	Count	Percent	Count	Percent	
F	Female	6014	44.98	5907	44.70	5750	46.25	5524	47.34	
M	Male	7355	55.02	7305	55.28	6680	53.73	6144	52.65	
Z	Unknown	.	.	2	0.02	2	0.02	1	0.01	
Weighted										
Value	Formatted Value	Q1		Q2		Q3		Q4		
		Count	Percent	Count	Percent	Count	Percent	Count	Percent	
F	Female	3468854	47.85	3685209	50.81	3542057	48.77	3765621	51.42	
M	Male	3779916	52.15	3566397	49.17	3716866	51.17	3555474	48.55	
Z	Unknown	.	.	1703	0.02	4204	0.06	1538	0.02	

DAGEQY - Age at time of data collection									
		Unweighted							
Value	Formatted Value	Q1		Q2		Q3		Q4	
		Count	Percent	Count	Percent	Count	Percent	Count	Percent
	Missing data	1	0.01
017	017	12	0.09	13	0.10	2	0.02	.	.
018 -- 034	018--034	4612	34.50	4579	34.65	4294	34.54	3885	33.29
035 -- 044	035--044	3219	24.08	3092	23.40	2841	22.85	2583	22.14
045 -- 054	045--054	2379	17.79	2362	17.87	2205	17.74	2117	18.14
055 -- 064	055--064	2284	17.08	2321	17.56	2237	17.99	2284	19.57
065 -- 074	065--074	478	3.58	466	3.53	469	3.77	459	3.93
075 -- 099	075 yrs and older	385	2.88	381	2.88	384	3.09	340	2.91

		Weighted							
Value	Formatted Value	Q1		Q2		Q3		Q4	
		Count	Percent	Count	Percent	Count	Percent	Count	Percent
.	Missing data	100	0.00
017	017	14033	0.19	15376	0.21	2026	0.03	.	.
018 -- 034	018--034	2317850	31.98	2305067	31.78	2331906	32.11	2345570	32.03
035 -- 044	035--044	960581	13.25	940841	12.97	941503	12.96	948976	12.96
045 -- 054	045--054	839306	11.58	827475	11.41	816289	11.24	823649	11.25
055 -- 064	055--064	1267820	17.49	1302342	17.96	1325066	18.24	1346802	18.39
065 -- 074	065--074	1023449	14.12	1024582	14.13	1012761	13.94	1077105	14.71
075 -- 099	075 yrs and older	825731	11.39	837626	11.55	833576	11.48	780430	10.66

FIELDAGE -**Age at start of fielding period**

		Unweighted							
Value	Formatted Value	Q1		Q2		Q3		Q4	
		Count	Percent	Count	Percent	Count	Percent	Count	Percent
.	Missing data	1	0.01
17	017	11	0.08	9	0.07
018 -- 034	018--034	4535	33.92	4526	34.25	4229	34.02	3831	32.83
035 -- 044	035--044	3212	24.03	3088	23.37	2846	22.89	2572	22.04
045 -- 054	045--054	2404	17.98	2378	18	2225	17.9	2142	18.36
055 -- 064	055--064	2297	17.18	2311	17.49	2225	17.9	2286	19.59
065 -- 074	065--074	519	3.88	510	3.86	508	4.09	488	4.18
075 -- 099	075 yrs and older	391	2.92	392	2.97	399	3.21	349	2.99

		Weighted							
Value	Formatted Value	Q1		Q2		Q3		Q4	
		Count	Percent	Count	Percent	Count	Percent	Count	Percent
.	Missing data	100	0
17	017	12737	0.18	10964	0.15
018 -- 034	018--034	2294872	31.66	2290212	31.57	2309789	31.8	2317801	31.65
035 -- 044	035--044	941639	12.99	936957	12.92	938894	12.93	947321	12.94
045 -- 054	045--054	856141	11.81	828581	11.42	824748	11.36	835345	11.41
055 -- 064	055--064	1266289	17.47	1283912	17.7	1307160	18	1339360	18.29
065 -- 074	065--074	1038449	14.33	1041246	14.36	1014284	13.96	1081149	14.76
075 -- 099	075 yrs and older	838644	11.57	861438	11.88	868253	11.95	801557	10.95

PCM - Primary manager code (civilian or military)									
Unweighted									
Value	Formatted Value	Q1 Count	Q1 Percent	Q2 Count	Q2 Percent	Q3 Count	Q3 Percent	Q4 Count	Q4 Percent
	Missing/Unknown/NA	3290	24.61	3209	24.28	3280	26.38	3074	26.34
CIV	TRICARE enrollee w/civ PCM	1601	11.98	1506	11.40	1685	13.55	1523	13.05
MTF	TRICARE enrollee w/mil PCM	8478	63.42	8499	64.32	7467	60.06	7072	60.61
Weighted									
Value	Formatted Value	Q1 Count	Q1 Percent	Q2 Count	Q2 Percent	Q3 Count	Q3 Percent	Q4 Count	Q4 Percent
	Missing/Unknown/NA	3280596	45.26	3289733	45.35	3267375	44.99	3284603	44.86
CIV	TRICARE enrollee w/civ PCM	991039	13.67	1007815	13.89	1045209	14.39	1061168	14.49
MTF	TRICARE enrollee w/mil PCM	2977135	41.07	2955762	40.75	2950543	40.62	2976861	40.65

ACV - Alternate care value									
Unweighted									
Value	Formatted Value	Q1 Count	Q1 Percent	Q2 Count	Q2 Percent	Q3 Count	Q3 Percent	Q4 Count	Q4 Percent
A	Active Duty Prime	4055	30.33	4057	30.70	3641	29.29	3264	27.97
B	TRICARE Global Remote Overseas Prime Act	47	0.35	47	0.36	44	0.35	47	0.40
E	Non-Active Duty Prime	4072	30.46	4030	30.50	3742	30.10	3716	31.85
F	TRICARE Global Remote Overseas Prime ADF	15	0.11	14	0.11	113	0.91	77	0.66
G	TRICARE Plus (CHAMPUS/TFL Eligible)	146	1.09	157	1.19	141	1.13	120	1.03
H	TRICARE Overseas Prime AD	770	5.76	752	5.69	671	5.40	616	5.28
J	TRICARE Overseas Prime ADFM	160	1.20	185	1.40	146	1.17	133	1.14
L	TRICARE Plus (w/o civilian healthcare)	4	0.03	4	0.03	5	0.04	9	0.08
M	AD not reported as enrolled	363	2.72	336	2.54	300	2.41	281	2.41
Q	Active Duty enrolled to Op Forces	282	2.11	243	1.84	203	1.63	179	1.53
R	TRICARE Reserve Select	84	0.63	95	0.72	73	0.59	76	0.65
U	USFHP/USTF	81	0.61	85	0.64	73	0.59	77	0.66
Z	Not enrolled in TRICARE Prime or USFHP	3290	24.61	3209	24.28	3280	26.38	3074	26.34
Weighted									
Value	Formatted Value	Q1 Count	Q1 Percent	Q2 Count	Q2 Percent	Q3 Count	Q3 Percent	Q4 Count	Q4 Percent
A	Active Duty Prime	1115304	15.39	1118524	15.42	1157814	15.94	1135460	15.51
B	TRICARE Global Remote Overseas Prime Act	4376	0.06	7197	0.10	5196	0.07	7345	0.10
E	Non-Active Duty Prime	1905477	26.29	1919611	26.47	1965302	27.06	2032597	27.76
F	TRICARE Global Remote Overseas Prime ADF	3232	0.04	3172	0.04	3643	0.05	2540	0.03
G	TRICARE Plus (CHAMPUS/TFL Eligible)	175024	2.41	154647	2.13	149794	2.06	134749	1.84
H	TRICARE Overseas Prime AD	169127	2.33	157840	2.18	154192	2.12	166470	2.27
J	TRICARE Overseas Prime ADFM	59126	0.82	64166	0.88	68172	0.94	54130	0.74
L	TRICARE Plus (w/o civilian healthcare)	1021	0.01	4574	0.06	3322	0.05	4751	0.06
M	AD not reported as enrolled	195727	2.70	204945	2.83	194349	2.68	175386	2.40
Q	Active Duty enrolled to Op Forces	211614	2.92	183976	2.54	163077	2.25	170784	2.33
R	TRICARE Reserve Select	46819	0.65	49140	0.68	55361	0.76	66725	0.91
U	USFHP/USTF	81327	1.12	95785	1.32	75531	1.04	87092	1.19
Z	Not enrolled in TRICARE Prime or USFHP	3280596	45.26	3289733	45.35	3267375	44.99	3284603	44.86

**DBENCAT -
Beneficiary category**

		Unweighted							
Value	Formatted Value	Q1		Q2		Q3		Q4	
		Count	Percent	Count	Percent	Count	Percent	Count	Percent
ACT	Active Duty	4573	34.21	4627	35.02	4074	32.77	3649	31.27
DA	Dependent of Active Duty	2104	15.74	2009	15.20	2012	16.18	1856	15.91
DGR	Dependent of Guard/Reserve	517	3.87	452	3.42	532	4.28	501	4.29
DR	Dependent of Retiree	2109	15.78	2173	16.44	2019	16.24	1991	17.06
DS	Survivor	339	2.54	323	2.44	312	2.51	332	2.85
GRD	Guard/Reserve	954	7.14	818	6.19	798	6.42	740	6.34
IDG	Dependent of Inactive Guard	148	1.11	160	1.21	149	1.20	150	1.29
IGR	Inactive Guard/Reserve	169	1.26	179	1.35	155	1.25	149	1.28
OTH	Other	10	0.07	7	0.05	8	0.06	5	0.04
RET	Retiree	2446	18.30	2466	18.66	2373	19.09	2296	19.68

		Weighted							
Value	Formatted Value	Q1		Q2		Q3		Q4	
		Count	Percent	Count	Percent	Count	Percent	Count	Percent
ACT	Active Duty	1440457	19.87	1430960	19.73	1450812	19.98	1421467	19.41
DA	Dependent of Active Duty	823518	11.36	824872	11.37	813778	11.20	878436	12.00
DGR	Dependent of Guard/Reserve	173362	2.39	161894	2.23	186567	2.57	172909	2.36
DR	Dependent of Retiree	1846223	25.47	1950648	26.89	1911560	26.32	1867733	25.51
DS	Survivor	466185	6.43	485485	6.69	455235	6.27	521544	7.12
GRD	Guard/Reserve	259006	3.57	247435	3.41	238331	3.28	236000	3.22
IDG	Dependent of Inactive Guard	47237	0.65	44212	0.61	54322	0.75	62977	0.86
IGR	Inactive Guard/Reserve	76981	1.06	79443	1.10	79673	1.10	91203	1.25
OTH	Other	13759	0.19	13272	0.18	23393	0.32	12316	0.17
RET	Retiree	2102041	29.00	2015089	27.78	2049457	28.22	2058048	28.11

**DMEDELG -
Medical privilege code**

		Unweighted							
Value	Formatted Value	Q1		Q2		Q3		Q4	
		Count	Percent	Count	Percent	Count	Percent	Count	Percent
1	Direct Care Only	5587	41.79	5491	41.55	4951	39.82	4461	38.23
2	Direct Care and CHAMPUS	6379	47.71	6328	47.89	6143	49.41	5910	50.65
5	Transitional Direct Care and CHAMPUS	197	1.47	210	1.59	163	1.31	158	1.35
7	Direct Care and Medicare	861	6.44	866	6.55	875	7.04	801	6.86
A	Unknown	303	2.27	281	2.13	248	1.99	295	2.53
C	No Direct Care but CHAMPUS Eligible	42	0.31	38	0.29	52	0.42	44	0.38

		Weighted							
Value	Formatted Value	Q1		Q2		Q3		Q4	
		Count	Percent	Count	Percent	Count	Percent	Count	Percent
1	Direct Care Only	1716561	23.68	1691862	23.33	1719129	23.67	1676611	22.90
2	Direct Care and CHAMPUS	3385478	46.70	3397759	46.84	3439725	47.36	3478000	47.50
5	Transitional Direct Care and CHAMPUS	68809	0.95	72944	1.01	67203	0.93	72987	1.00
7	Direct Care and Medicare	1825018	25.18	1846235	25.45	1827623	25.16	1831712	25.01
A	Unknown	241110	3.33	231248	3.19	191415	2.64	244039	3.33
C	No Direct Care but CHAMPUS Eligible	11794	0.16	13262	0.18	18033	0.25	19283	0.26

DSPONSVC - Derived sponsor branch of service									
Unweighted									
Value	Formatted Value	Q1 Count	Q1 Percent	Q2 Count	Q2 Percent	Q3 Count	Q3 Percent	Q4 Count	Q4 Percent
A	Army	4331	32.40	4171	31.57	4106	33.03	3805	32.61
C	Coast Guard	340	2.54	369	2.79	348	2.80	343	2.94
F	Air Force	4779	35.75	4814	36.43	4394	35.34	4073	34.90
M	Marine Corps	764	5.71	774	5.86	677	5.45	694	5.95
N	Navy	2487	18.60	2425	18.35	2326	18.71	2229	19.10
V	Navy Afloat	579	4.33	573	4.34	496	3.99	440	3.77
X	Other	89	0.67	88	0.67	85	0.68	85	0.73
Weighted									
Value	Formatted Value	Q1 Count	Q1 Percent	Q2 Count	Q2 Percent	Q3 Count	Q3 Percent	Q4 Count	Q4 Percent
A	Army	2820559	38.91	2846423	39.24	2870969	39.53	2931823	40.04
C	Coast Guard	158690	2.19	172414	2.38	167757	2.31	177670	2.43
F	Air Force	2020564	27.87	2059624	28.40	2069032	28.49	2049402	27.99
M	Marine Corps	538281	7.43	508667	7.01	509663	7.02	552270	7.54
N	Navy	1461176	20.16	1406059	19.39	1433320	19.73	1396067	19.07
V	Navy Afloat	228697	3.15	236618	3.26	190776	2.63	182626	2.49
X	Other	20803	0.29	23504	0.32	21609	0.30	32774	0.45

MBRRELCD - Member relationship code									
Unweighted									
Value	Formatted Value	Q1 Count	Q1 Percent	Q2 Count	Q2 Percent	Q3 Count	Q3 Percent	Q4 Count	Q4 Percent
	Missing	2	0.01	.	.	2	0.02	5	0.04
A	Self	8204	61.37	8150	61.68	7457	59.98	6889	59.04
B	Spouse	4436	33.18	4316	32.66	4265	34.31	4083	34.99
C	Child or stepchild	359	2.69	393	2.97	353	2.84	328	2.81
D	Ward (not court ordered)	1	0.01
E	Ward (court ordered)	1	0.01	2	0.02	3	0.02	1	0.01
F	Dependent parent or stepparent	43	0.32	36	0.27	54	0.43	46	0.39
G	Surviving spouse	322	2.41	317	2.40	298	2.40	317	2.72
H	Former spouse (20/20/20)	1	0.01
Weighted									
Value	Formatted Value	Q1 Count	Q1 Percent	Q2 Count	Q2 Percent	Q3 Count	Q3 Percent	Q4 Count	Q4 Percent
	Missing	678	0.01	.	.	1371	0.02	6317	0.09
A	Self	3932715	54.25	3822219	52.70	3883046	53.46	3869102	52.84
B	Spouse	2460685	33.95	2549773	35.15	2526750	34.79	2568599	35.08
C	Child or stepchild	386882	5.34	390983	5.39	402098	5.54	361746	4.94
D	Ward (not court ordered)	2714	0.04
E	Ward (court ordered)	2607	0.04	4593	0.06	1856	0.03	2483	0.03
F	Dependent parent or stepparent	10985	0.15	10029	0.14	10897	0.15	7233	0.10
G	Surviving spouse	451346	6.23	475712	6.56	437108	6.02	507152	6.93
H	Former spouse (20/20/20)	157	0.00

MEDTYPE - Medicare type									
Unweighted									
Value	Formatted Value	Q1 Count	Percent	Q2 Count	Percent	Q3 Count	Percent	Q4 Count	Percent
A	Eligible for Medicare A	42	0.31	52	0.39	43	0.35	42	0.36
B	Eligible for Medicare B	2	0.02	2	0.02
C	Medicare A and Medicare B	1061	7.94	1034	7.83	1023	8.23	996	8.54
N	No Medicare eligibility	12266	91.75	12128	91.78	11364	91.41	10629	91.09
Weighted									
Value	Formatted Value	Q1 Count	Percent	Q2 Count	Percent	Q3 Count	Percent	Q4 Count	Percent
A	Eligible for Medicare A	69906	0.96	73075	1.01	54788	0.75	60203	0.82
B	Eligible for Medicare B	2458	0.03	3081	0.04
C	Medicare A and Medicare B	1953340	26.95	1953290	26.93	1921218	26.45	1966832	26.86
N	No Medicare eligibility	5225524	72.09	5226945	72.06	5284663	72.76	5292516	72.28

PATCAT - Aggregated beneficiary category									
Unweighted									
Value	Formatted Value	Q1 Count	Percent	Q2 Count	Percent	Q3 Count	Percent	Q4 Count	Percent
ACTDTY	Active Duty and Guard/Reserve	5696	42.61	5624	42.56	5027	40.44	4538	38.89
DEPACT	Dependent of Active Duty & Guard/Reserve	2769	20.71	2621	19.84	2693	21.66	2507	21.48
NADD65+	Retiree/Depend of Retir/Surviv/Other 65+	859	6.43	845	6.39	852	6.85	798	6.84
NADD<65	Retiree/Depend of Retir/Surviv/Other <65	4045	30.26	4124	31.21	3860	31.05	3826	32.79
Weighted									
Value	Formatted Value	Q1 Count	Percent	Q2 Count	Percent	Q3 Count	Percent	Q4 Count	Percent
ACTDTY	Active Duty and Guard/Reserve	1776444	24.51	1757838	24.23	1768816	24.35	1748670	23.88
DEPACT	Dependent of Active Duty & Guard/Reserve	1044117	14.40	1030978	14.21	1054666	14.52	1114322	15.22
NADD65+	Retiree/Depend of Retir/Surviv/Other 65+	1844204	25.44	1857740	25.61	1843146	25.38	1854947	25.33
NADD<65	Retiree/Depend of Retir/Surviv/Other <65	2584005	35.65	2606754	35.94	2596498	35.75	2604693	35.57

PNTYPCD - Person type code									
Unweighted									
Value	Formatted Value	Q1 Count	Q1 Percent	Q2 Count	Q2 Percent	Q3 Count	Q3 Percent	Q4 Count	Q4 Percent
D	Dependent	5165	38.63	5064	38.32	4975	40.02	4780	40.96
S	Sponsor	8204	61.37	8150	61.68	7457	59.98	6889	59.04
Weighted									
Value	Formatted Value	Q1 Count	Q1 Percent	Q2 Count	Q2 Percent	Q3 Count	Q3 Percent	Q4 Count	Q4 Percent
D	Dependent	3316055	45.75	3431091	47.30	3380081	46.54	3453530	47.16
S	Sponsor	3932715	54.25	3822219	52.70	3883046	53.46	3869102	52.84

PNLCATCD - Personnel category code (duty status)									
Unweighted									
Value	Formatted Value	Q1 Count	Q1 Percent	Q2 Count	Q2 Percent	Q3 Count	Q3 Percent	Q4 Count	Q4 Percent
A	Active Duty	6665	49.85	6587	49.85	6037	48.56	5501	47.14
C	DoD civil service	1	0.01	3	0.03
E	DoD contractor	2	0.01	.	.	2	0.02	2	0.02
F	Former member of Reserve Service	3	0.02	2	0.02	1	0.01	1	0.01
J	Academy student	46	0.34	82	0.62	75	0.60	32	0.27
N	National Guard	1027	7.68	919	6.95	864	6.95	889	7.62
Q	Reserve retiree	4	0.03	5	0.04	6	0.05	2	0.02
R	Retired	4803	35.93	4869	36.85	4617	37.14	4539	38.90
V	Reserve	763	5.71	693	5.24	775	6.23	648	5.55
W	DoD Benfcry based on prior spnsr's elgbl	56	0.42	57	0.43	54	0.43	52	0.45
Weighted									
Value	Formatted Value	Q1 Count	Q1 Percent	Q2 Count	Q2 Percent	Q3 Count	Q3 Percent	Q4 Count	Q4 Percent
A	Active Duty	2279518	31.45	2266786	31.25	2272423	31.29	2321956	31.71
C	DoD civil service	43	0.00	3099	0.04
E	DoD contractor	678	0.01	.	.	1371	0.02	3218	0.04
F	Former member of Reserve Service	4920	0.07	2945	0.04	656	0.01	701	0.01
J	Academy student	27021	0.37	30958	0.43	33386	0.46	20834	0.28
N	National Guard	332214	4.58	310965	4.29	301822	4.16	333226	4.55
Q	Reserve retiree	3875	0.05	4619	0.06	6291	0.09	3137	0.04
R	Retired	4325153	59.67	4365963	60.19	4325215	59.55	4354867	59.47
V	Reserve	227019	3.13	225703	3.11	266991	3.68	226971	3.10
W	DoD Benfcry based on prior spnsr's elgbl	48371	0.67	45371	0.63	54927	0.76	54622	0.75

H09001 - Are you the person listed on envelope									
Unweighted									
Value	Formatted Value	Q1 Count	Percent	Q2 Count	Percent	Q3 Count	Percent	Q4 Count	Percent
.	Did not answer	180	1.35	195	1.48	153	1.23	111	0.95
1	Yes	13156	98.41	12996	98.35	12241	98.46	11523	98.75
2	No	33	0.25	23	0.17	38	0.31	35	0.30
Weighted									
Value	Formatted Value	Q1 Count	Percent	Q2 Count	Percent	Q3 Count	Percent	Q4 Count	Percent
.	Did not answer	166883	2.30	153155	2.11	121771	1.68	116067	1.59
1	Yes	7058306	97.37	7082100	97.64	7104339	97.81	7180782	98.06
2	No	23581	0.33	18055	0.25	37017	0.51	25783	0.35

H09002A - Health plan(s) covered: TRICARE Prime									
Unweighted									
Value	Formatted Value	Q1 Count	Percent	Q2 Count	Percent	Q3 Count	Percent	Q4 Count	Percent
1	Marked	9303	69.59	9242	69.94	8438	67.87	8024	68.76
2	Not marked	4066	30.41	3972	30.06	3994	32.13	3645	31.24
Weighted									
Value	Formatted Value	Q1 Count	Percent	Q2 Count	Percent	Q3 Count	Percent	Q4 Count	Percent
1	Marked	3473883	47.92	3493801	48.17	3470218	47.78	3622985	49.48
2	Not marked	3774887	52.08	3759509	51.83	3792909	52.22	3699648	50.52

H09002C - Health plan(s) covered: TRICARE Ext/Stnd										
Unweighted										
Value	Formatted Value	Q1 Count	Percent	Q2 Count	Percent	Q3 Count	Percent	Q4 Count	Percent	
1	Marked	1685	12.60	1662	12.58	1744	14.03	1546	13.25	
2	Not marked	11684	87.40	11552	87.42	10688	85.97	10123	86.75	
Weighted										
Value	Formatted Value	Q1 Count	Percent	Q2 Count	Percent	Q3 Count	Percent	Q4 Count	Percent	
1	Marked	1083620	14.95	1084917	14.96	1162450	16.00	1102192	15.05	
2	Not marked	6165150	85.05	6168393	85.04	6100677	84.00	6220440	84.95	

H09002F - Health plan(s) covered: Medicare										
Unweighted										
Value	Formatted Value	Q1 Count	Percent	Q2 Count	Percent	Q3 Count	Percent	Q4 Count	Percent	
1	Marked	1160	8.68	1106	8.37	1094	8.80	1077	9.23	
2	Not marked	12209	91.32	12108	91.63	11338	91.20	10592	90.77	
Weighted										
Value	Formatted Value	Q1 Count	Percent	Q2 Count	Percent	Q3 Count	Percent	Q4 Count	Percent	
1	Marked	1954001	26.96	1912160	26.36	1883274	25.93	1951367	26.65	
2	Not marked	5294769	73.04	5341150	73.64	5379853	74.07	5371265	73.35	

H09002G - Health plan(s) covered: FEHBP										
Unweighted										
Value	Formatted Value	Q1 Count	Percent	Q2 Count	Percent	Q3 Count	Percent	Q4 Count	Percent	
1	Marked	317	2.37	289	2.19	278	2.24	269	2.31	
2	Not marked	13052	97.63	12925	97.81	12154	97.76	11400	97.69	
Weighted										
Value	Formatted Value	Q1 Count	Percent	Q2 Count	Percent	Q3 Count	Percent	Q4 Count	Percent	
1	Marked	242230	3.34	229929	3.17	201828	2.78	228329	3.12	
2	Not marked	7006540	96.66	7023381	96.83	7061299	97.22	7094304	96.88	

H09002H - Health plan(s) covered: Medicaid										
Unweighted										
Value	Formatted Value	Q1 Count	Percent	Q2 Count	Percent	Q3 Count	Percent	Q4 Count	Percent	
1	Marked	66	0.49	56	0.42	77	0.62	67	0.57	
2	Not marked	13303	99.51	13158	99.58	12355	99.38	11602	99.43	
Weighted										
Value	Formatted Value	Q1 Count	Percent	Q2 Count	Percent	Q3 Count	Percent	Q4 Count	Percent	
1	Marked	81682	1.13	67131	0.93	86343	1.19	87410	1.19	
2	Not marked	7167087	98.87	7186179	99.07	7176784	98.81	7235223	98.81	

H09002I - Health plan(s) covered: Civilian HMO										
Unweighted										
Value	Formatted Value	Q1 Count	Percent	Q2 Count	Percent	Q3 Count	Percent	Q4 Count	Percent	
1	Marked	273	2.04	267	2.02	249	2.00	235	2.01	
2	Not marked	13096	97.96	12947	97.98	12183	98.00	11434	97.99	
Weighted										
Value	Formatted Value	Q1 Count	Percent	Q2 Count	Percent	Q3 Count	Percent	Q4 Count	Percent	
1	Marked	189132	2.61	207090	2.86	193481	2.66	194709	2.66	
2	Not marked	7059638	97.39	7046220	97.14	7069646	97.34	7127924	97.34	

H09002J - Health plan(s) covered: Other civilian										
Unweighted										
Value	Formatted Value	Q1 Count	Percent	Q2 Count	Percent	Q3 Count	Percent	Q4 Count	Percent	
1	Marked	1190	8.90	1145	8.67	1196	9.62	1011	8.66	
2	Not marked	12179	91.10	12069	91.33	11236	90.38	10658	91.34	
Weighted										
Value	Formatted Value	Q1 Count	Percent	Q2 Count	Percent	Q3 Count	Percent	Q4 Count	Percent	
1	Marked	888037	12.25	853290	11.76	901676	12.41	802063	10.95	
2	Not marked	6360733	87.75	6400020	88.24	6361452	87.59	6520569	89.05	

H09002K - Health plan(s) covered: USFHP										
Unweighted										
Value	Formatted Value	Q1 Count	Percent	Q2 Count	Percent	Q3 Count	Percent	Q4 Count	Percent	
1	Marked	107	0.80	100	0.76	99	0.80	115	0.99	
2	Not marked	13262	99.20	13114	99.24	12333	99.20	11554	99.01	
Weighted										
Value	Formatted Value	Q1 Count	Percent	Q2 Count	Percent	Q3 Count	Percent	Q4 Count	Percent	
1	Marked	78597	1.08	87229	1.20	85339	1.17	94669	1.29	
2	Not marked	7170173	98.92	7166081	98.80	7177788	98.83	7227964	98.71	

H09002L - Health plan(s) covered: Not sure										
Unweighted										
Value	Formatted Value	Q1 Count	Percent	Q2 Count	Percent	Q3 Count	Percent	Q4 Count	Percent	
1	Marked	985	7.37	1039	7.86	908	7.30	829	7.10	
2	Not marked	12384	92.63	12175	92.14	11524	92.70	10840	92.90	
Weighted										
Value	Formatted Value	Q1 Count	Percent	Q2 Count	Percent	Q3 Count	Percent	Q4 Count	Percent	
1	Marked	540820	7.46	570164	7.86	529411	7.29	490984	6.71	
2	Not marked	6707949	92.54	6683145	92.14	6733716	92.71	6831648	93.29	

H09002M - Health plan(s) covered: Veterans										
Unweighted										
Value	Formatted Value	Q1 Count	Percent	Q2 Count	Percent	Q3 Count	Percent	Q4 Count	Percent	
1	Marked	666	4.98	681	5.15	744	5.98	678	5.81	
2	Not marked	12703	95.02	12533	94.85	11688	94.02	10991	94.19	
Weighted										
Value	Formatted Value	Q1 Count	Percent	Q2 Count	Percent	Q3 Count	Percent	Q4 Count	Percent	
1	Marked	509238	7.03	510660	7.04	559055	7.70	526454	7.19	
2	Not marked	6739532	92.97	6742650	92.96	6704072	92.30	6796178	92.81	

H09002N - Health plan(s) covered: TRICARE Plus										
Unweighted										
Value	Formatted Value	Q1 Count	Percent	Q2 Count	Percent	Q3 Count	Percent	Q4 Count	Percent	
1	Marked	184	1.38	209	1.58	193	1.55	183	1.57	
2	Not marked	13185	98.62	13005	98.42	12239	98.45	11486	98.43	
Weighted										
Value	Formatted Value	Q1 Count	Percent	Q2 Count	Percent	Q3 Count	Percent	Q4 Count	Percent	
1	Marked	98099	1.35	112006	1.54	93263	1.28	116799	1.60	
2	Not marked	7150671	98.65	7141304	98.46	7169864	98.72	7205833	98.40	

H09002O - Health plan(s) covered: TRICARE For Life										
Unweighted										
Value	Formatted Value	Q1 Count	Percent	Q2 Count	Percent	Q3 Count	Percent	Q4 Count	Percent	
1	Marked	1113	8.33	1083	8.20	1098	8.83	1032	8.84	
2	Not marked	12256	91.67	12131	91.80	11334	91.17	10637	91.16	
Weighted										
Value	Formatted Value	Q1 Count	Percent	Q2 Count	Percent	Q3 Count	Percent	Q4 Count	Percent	
1	Marked	1855864	25.60	1843503	25.42	1850804	25.48	1855477	25.34	
2	Not marked	5392906	74.40	5409806	74.58	5412323	74.52	5467156	74.66	

H09002P - Health plan(s) covered: TRICARE Supplemental Insurance										
Unweighted										
Value	Formatted Value	Q1 Count	Q1 Percent	Q2 Count	Q2 Percent	Q3 Count	Q3 Percent	Q4 Count	Q4 Percent	
1	Marked	135	1.01	118	0.89	133	1.07	114	0.98	
2	Not marked	13234	98.99	13096	99.11	12299	98.93	11555	99.02	
Weighted										
Value	Formatted Value	Q1 Count	Q1 Percent	Q2 Count	Q2 Percent	Q3 Count	Q3 Percent	Q4 Count	Q4 Percent	
1	Marked	119482	1.65	98829	1.36	96957	1.33	98219	1.34	
2	Not marked	7129288	98.35	7154481	98.64	7166170	98.67	7224413	98.66	

H09002Q - Health plan(s) covered: TRICARE Reserve Select										
Unweighted										
Value	Formatted Value	Q1 Count	Q1 Percent	Q2 Count	Q2 Percent	Q3 Count	Q3 Percent	Q4 Count	Q4 Percent	
1	Marked	222	1.66	207	1.57	212	1.71	223	1.91	
2	Not marked	13147	98.34	13007	98.43	12220	98.29	11446	98.09	
Weighted										
Value	Formatted Value	Q1 Count	Q1 Percent	Q2 Count	Q2 Percent	Q3 Count	Q3 Percent	Q4 Count	Q4 Percent	
1	Marked	107459	1.48	92386	1.27	110950	1.53	121585	1.66	
2	Not marked	7141311	98.52	7160924	98.73	7152177	98.47	7201047	98.34	

H09002R - Health plan(s) covered: Other Non-US government health insurance										
Unweighted										
Value	Formatted Value	Q1 Count	Q1 Percent	Q2 Count	Q2 Percent	Q3 Count	Q3 Percent	Q4 Count	Q4 Percent	
1	Marked	92	0.69	67	0.51	61	0.49	73	0.63	
2	Not marked	13277	99.31	13147	99.49	12371	99.51	11596	99.37	
Weighted										
Value	Formatted Value	Q1 Count	Q1 Percent	Q2 Count	Q2 Percent	Q3 Count	Q3 Percent	Q4 Count	Q4 Percent	
1	Marked	16698	0.23	25325	0.35	15750	0.22	21192	0.29	
2	Not marked	7232072	99.77	7227985	99.65	7247377	99.78	7301440	99.71	

H09003 -
Which health plan did you use most in the past 12 months?

		Unweighted							
Value	Formatted Value	Q1		Q2		Q3		Q4	
		Count	Percent	Count	Percent	Count	Percent	Count	Percent
.	Did not answer	55	0.41	63	0.48	61	0.49	66	0.57
D	Not sure	398	2.98	415	3.14	347	2.79	280	2.40
N	Didn't use any health plan in past year	450	3.37	423	3.20	410	3.30	357	3.06
1	TRICARE Prime	8644	64.66	8599	65.07	7827	62.96	7416	63.55
3	TRICARE Extra or Standard (CHAMPUS)	1028	7.69	1048	7.93	1076	8.66	1041	8.92
4	Medicare	841	6.29	814	6.16	784	6.31	746	6.39
5	Federal Employees Health Benefit Program	202	1.51	177	1.34	186	1.50	185	1.59
6	Medicaid	31	0.23	37	0.28	28	0.23	27	0.23
7	A civilian HMO	221	1.65	210	1.59	206	1.66	193	1.65
8	Other civilian health insurance	861	6.44	829	6.27	889	7.15	757	6.49
9	Uniformed Services Family Health Plan	56	0.42	63	0.48	54	0.43	72	0.62
10	The Veterans Administration	294	2.20	258	1.95	293	2.36	261	2.24
11	TRICARE Plus	90	0.67	104	0.79	106	0.85	94	0.81
12	TRICARE Reserve Select	123	0.92	124	0.94	111	0.89	124	1.06
13	Govmnt health insmrc frm Non-US cntry	75	0.56	50	0.38	54	0.43	50	0.43

		Weighted							
Value	Formatted Value	Q1		Q2		Q3		Q4	
		Count	Percent	Count	Percent	Count	Percent	Count	Percent
.	Did not answer	39659	0.55	44781	0.62	49449	0.68	61782	0.84
D	Not sure	235296	3.25	197580	2.72	215589	2.97	165433	2.26
N	Didn't use any health plan in past year	241303	3.33	233986	3.23	215324	2.96	190482	2.60
1	TRICARE Prime	3169604	43.73	3208065	44.23	3187300	43.88	3317410	45.30
3	TRICARE Extra or Standard (CHAMPUS)	603192	8.32	624965	8.62	681618	9.38	686629	9.38
4	Medicare	1592802	21.97	1559940	21.51	1509577	20.78	1538051	21.00
5	Federal Employees Health Benefit Program	144767	2.00	133431	1.84	136160	1.87	146230	2.00
6	Medicaid	20271	0.28	36562	0.50	29665	0.41	31088	0.42
7	A civilian HMO	161963	2.23	176514	2.43	170421	2.35	163660	2.23
8	Other civilian health insurance	597816	8.25	606929	8.37	633867	8.73	562888	7.69
9	Uniformed Services Family Health Plan	52635	0.73	61784	0.85	57950	0.80	66210	0.90
10	The Veterans Administration	262095	3.62	221591	3.06	230462	3.17	227218	3.10
11	TRICARE Plus	52798	0.73	60564	0.83	61608	0.85	73278	1.00
12	TRICARE Reserve Select	57724	0.80	61456	0.85	64919	0.89	78274	1.07
13	Govmnt health insmrc frm Non-US cntry	16846	0.23	25163	0.35	19218	0.26	14000	0.19

H09004 -
Months or years in a row with health plan

		Unweighted							
Value	Formatted Value	Q1		Q2		Q3		Q4	
		Count	Percent	Count	Percent	Count	Percent	Count	Percent
.	Did not answer	298	2.23	356	2.69	376	3.02	396	3.39
C	Should be skipped	47	0.35	31	0.23	31	0.25	43	0.37
N	Valid skip	403	3.01	392	2.97	379	3.05	314	2.69
1	Less than 6 months	281	2.10	288	2.18	257	2.07	257	2.20
2	6 up to 12 months	867	6.49	855	6.47	823	6.62	841	7.21
3	12 up to 24 months	1192	8.92	1198	9.07	1066	8.57	983	8.42
4	2 up to 5 years	2714	20.30	2522	19.09	2442	19.64	2202	18.87
5	5 up to 10 years	2851	21.33	2831	21.42	2584	20.79	2410	20.65
6	10 or more years	4716	35.28	4741	35.88	4474	35.99	4223	36.19

		Weighted							
Value	Formatted Value	Q1		Q2		Q3		Q4	
		Count	Percent	Count	Percent	Count	Percent	Count	Percent
.	Did not answer	284130	3.92	316178	4.36	333415	4.59	369737	5.05
C	Should be skipped	31097	0.43	29172	0.40	19719	0.27	25745	0.35
N	Valid skip	210206	2.90	204814	2.82	195605	2.69	164737	2.25
1	Less than 6 months	127333	1.76	158169	2.18	150309	2.07	159013	2.17
2	6 up to 12 months	473403	6.53	437667	6.03	421174	5.80	563683	7.70
3	12 up to 24 months	636542	8.78	625184	8.62	616574	8.49	660406	9.02
4	2 up to 5 years	1491793	20.58	1477065	20.36	1480251	20.38	1445539	19.74
5	5 up to 10 years	1573082	21.70	1514759	20.88	1484419	20.44	1461597	19.96
6	10 or more years	2421183	33.40	2490301	34.33	2561661	35.27	2472175	33.76

H09005 -

In last year: facility used most for health care

		Unweighted							
Value	Formatted Value	Q1		Q2		Q3		Q4	
		Count	Percent	Count	Percent	Count	Percent	Count	Percent
.	Did not answer	52	0.39	33	0.25	34	0.27	45	0.39
1	A military facility	7410	55.43	7460	56.46	6540	52.61	6226	53.36
2	A civilian facility	4870	36.43	4729	35.79	4903	39.44	4480	38.39
3	Uniformed Services Fam Health Plan facil	53	0.40	56	0.42	44	0.35	57	0.49
4	Veterans Affairs (VA) clinic or hospital	386	2.89	376	2.85	378	3.04	346	2.97
5	Went to none of listed types of facility	598	4.47	560	4.24	533	4.29	515	4.41

		Weighted							
Value	Formatted Value	Q1		Q2		Q3		Q4	
		Count	Percent	Count	Percent	Count	Percent	Count	Percent
.	Did not answer	31462	0.43	34632	0.48	22469	0.31	44184	0.60
1	A military facility	2572369	35.49	2559665	35.29	2546822	35.07	2619889	35.78
2	A civilian facility	3911907	53.97	3965441	54.67	4027568	55.45	3978791	54.34
3	Uniformed Services Fam Health Plan facil	50026	0.69	61064	0.84	52392	0.72	55987	0.76
4	Veterans Affairs (VA) clinic or hospital	329317	4.54	301272	4.15	292963	4.03	297333	4.06
5	Went to none of listed types of facility	353688	4.88	331236	4.57	320913	4.42	326448	4.46

H09006 -

In last year: have illness/injury/condition that needed care right away

		Unweighted							
Value	Formatted Value	Q1		Q2		Q3		Q4	
		Count	Percent	Count	Percent	Count	Percent	Count	Percent
.	Did not answer	6791	50.80	6725	50.89	30	0.24	34	0.29
1	Yes	2862	21.41	2813	21.29	5265	42.35	4858	41.63
2	No	3716	27.80	3676	27.82	7137	57.41	6777	58.08

		Weighted							
Value	Formatted Value	Q1		Q2		Q3		Q4	
		Count	Percent	Count	Percent	Count	Percent	Count	Percent
.	Did not answer	3710176	51.18	3711825	51.17	31386	0.43	39503	0.54
1	Yes	1588325	21.91	1550888	21.38	3181851	43.81	3091346	42.22
2	No	1950269	26.90	1990597	27.44	4049889	55.76	4191784	57.24

H09007 -

In last year: how often got care as soon as you believed you need it

		Unweighted							
Value	Formatted Value	Q1		Q2		Q3		Q4	
		Count	Percent	Count	Percent	Count	Percent	Count	Percent
.	Did not answer	6967	52.11	6894	52.17	331	2.66	351	3.01
C	Should be skipped	258	1.93	227	1.72	527	4.24	266	2.28
N	Didn't need care right away in past year	3458	25.87	3449	26.10	6610	53.17	6511	55.80
1	Never	123	0.92	123	0.93	200	1.61	181	1.55
2	Sometimes	426	3.19	421	3.19	769	6.19	709	6.08
3	Usually	722	5.40	721	5.46	1200	9.65	1123	9.62
4	Always	1415	10.58	1379	10.44	2795	22.48	2528	21.66

		Weighted							
Value	Formatted Value	Q1		Q2		Q3		Q4	
		Count	Percent	Count	Percent	Count	Percent	Count	Percent
.	Did not answer	3845108	53.04	3846522	53.03	250167	3.44	303889	4.15
C	Should be skipped	194010	2.68	187953	2.59	411341	5.66	212899	2.91
N	Didn't need care right away in past year	1756259	24.23	1802644	24.85	3638549	50.10	3978885	54.34
1	Never	56414	0.78	68405	0.94	105682	1.46	85113	1.16
2	Sometimes	202019	2.79	182134	2.51	371291	5.11	371419	5.07
3	Usually	372414	5.14	356407	4.91	678661	9.34	681535	9.31
4	Always	822544	11.35	809245	11.16	1807437	24.89	1688893	23.06

H09008 -

In last year: wait between trying to get care and actually seeing a provider for an illness or injury

		Unweighted							
Value	Formatted Value	Q1		Q2		Q3		Q4	
		Count	Percent	Count	Percent	Count	Percent	Count	Percent
.	Did not answer	6961	52.07	6882	52.08	331	2.66	348	2.98
C	Should be skipped	261	1.95	230	1.74	522	4.20	259	2.22
N	Didn't need care right away in past year	3455	25.84	3446	26.08	6615	53.21	6518	55.86
1	Same day	1586	11.86	1569	11.87	2943	23.67	2708	23.21
2	1 day	350	2.62	380	2.88	718	5.78	642	5.50
3	2 days	209	1.56	196	1.48	369	2.97	353	3.03
4	3 days	139	1.04	128	0.97	247	1.99	187	1.60
5	4 to 7 days	212	1.59	204	1.54	349	2.81	351	3.01
6	8 to 14 days	102	0.76	92	0.70	173	1.39	155	1.33
7	15 days or longer	94	0.70	87	0.66	165	1.33	148	1.27

		Weighted							
Value	Formatted Value	Q1		Q2		Q3		Q4	
		Count	Percent	Count	Percent	Count	Percent	Count	Percent
.	Did not answer	3842790	53.01	3827975	52.78	247226	3.40	293659	4.01
C	Should be skipped	196019	2.70	194370	2.68	406320	5.59	206289	2.82
N	Didn't need care right away in past year	1754251	24.20	1796227	24.76	3643569	50.17	3985495	54.43
1	Same day	901980	12.44	891430	12.29	1870011	25.75	1813028	24.76
2	1 day	177072	2.44	199533	2.75	409252	5.63	383808	5.24
3	2 days	112103	1.55	104008	1.43	202662	2.79	194595	2.66
4	3 days	71097	0.98	57808	0.80	131908	1.82	87926	1.20
5	4 to 7 days	111242	1.53	95379	1.31	171310	2.36	191081	2.61
6	8 to 14 days	45277	0.62	40813	0.56	95531	1.32	87470	1.19
7	15 days or longer	36940	0.51	45766	0.63	85339	1.17	79282	1.08

H09009 -									
In last year: made appointments for non-urgent health care									
		Unweighted							
Value	Formatted Value	Q1		Q2		Q3		Q4	
		Count	Percent	Count	Percent	Count	Percent	Count	Percent
.	Did not answer	6777	50.69	6718	50.84	24	0.19	16	0.14
1	Yes	5527	41.34	5408	40.93	10301	82.86	9683	82.98
2	No	1065	7.97	1088	8.23	2107	16.95	1970	16.88
		Weighted							
Value	Formatted Value	Q1		Q2		Q3		Q4	
		Count	Percent	Count	Percent	Count	Percent	Count	Percent
.	Did not answer	3693710	50.96	3703919	51.07	25104	0.35	19396	0.26
1	Yes	3049209	42.07	3012802	41.54	6161372	84.83	6144280	83.91
2	No	505851	6.98	536588	7.40	1076651	14.82	1158956	15.83

H09010 -									
In last year: how often got appointments for non-urgent health care as soon as you wanted									
		Unweighted							
Value	Formatted Value	Q1		Q2		Q3		Q4	
		Count	Percent	Count	Percent	Count	Percent	Count	Percent
.	Did not answer	7069	52.88	7049	53.34	555	4.46	493	4.22
C	Should be skipped	52	0.39	58	0.44	111	0.89	114	0.98
N	Didn't have appointment in past year	1013	7.58	1030	7.79	1996	16.06	1856	15.91
1	Never	222	1.66	206	1.56	436	3.51	413	3.54
2	Sometimes	1079	8.07	955	7.23	1897	15.26	1763	15.11
3	Usually	1742	13.03	1779	13.46	3134	25.21	2933	25.13
4	Always	2192	16.40	2137	16.17	4303	34.61	4097	35.11

		Weighted							
		Q1		Q2		Q3		Q4	
Value	Formatted Value	Count	Percent	Count	Percent	Count	Percent	Count	Percent
.	Did not answer	3915464	54.02	3977537	54.84	457075	6.29	478056	6.53
C	Should be skipped	37047	0.51	43300	0.60	93735	1.29	77656	1.06
N	Didn't have appointment in past year	468804	6.47	493288	6.80	982916	13.53	1081300	14.77
1	Never	99072	1.37	88382	1.22	221669	3.05	197532	2.70
2	Sometimes	480319	6.63	396948	5.47	851837	11.73	867923	11.85
3	Usually	874012	12.06	873332	12.04	1737822	23.93	1679794	22.94
4	Always	1374052	18.96	1380522	19.03	2918073	40.18	2940371	40.15

H09011 -

In last year: days between making an appointment for regular or routine care and actually seeing a provider

		Unweighted							
		Q1		Q2		Q3		Q4	
Value	Formatted Value	Count	Percent	Count	Percent	Count	Percent	Count	Percent
.	Did not answer	7066	52.85	7026	53.17	568	4.57	531	4.55
C	Should be skipped	60	0.45	61	0.46	115	0.93	112	0.96
N	Didn't have an appointment in past year	1005	7.52	1027	7.77	1992	16.02	1858	15.92
1	Same day	512	3.83	565	4.28	992	7.98	865	7.41
2	1 day	512	3.83	557	4.22	1119	9.00	1016	8.71
3	2 to 3 days	1201	8.98	1140	8.63	2170	17.45	2076	17.79
4	4 to 7 days	1219	9.12	1159	8.77	2294	18.45	2077	17.80
5	8 to 14 days	970	7.26	952	7.20	1775	14.28	1725	14.78
6	15 to 30 days	638	4.77	553	4.18	1077	8.66	1091	9.35
7	31 days or longer	186	1.39	174	1.32	330	2.65	318	2.73

		Weighted							
		Q1		Q2		Q3		Q4	
Value	Formatted Value	Count	Percent	Count	Percent	Count	Percent	Count	Percent
.	Did not answer	3926393	54.17	3961798	54.62	473748	6.52	514533	7.03
C	Should be skipped	36301	0.50	43744	0.60	91260	1.26	75283	1.03
N	Didn't have an appointment in past year	469550	6.48	492844	6.79	985391	13.57	1083673	14.80
1	Same day	303444	4.19	338190	4.66	703862	9.69	621304	8.48
2	1 day	298973	4.12	307191	4.24	685924	9.44	662065	9.04
3	2 to 3 days	671144	9.26	648992	8.95	1272270	17.52	1399703	19.11
4	4 to 7 days	687858	9.49	608090	8.38	1300010	17.90	1206553	16.48
5	8 to 14 days	420055	5.79	453578	6.25	915485	12.60	945621	12.91
6	15 to 30 days	311031	4.29	285906	3.94	592597	8.16	591382	8.08
7	31 days or longer	124020	1.71	112977	1.56	242579	3.34	222514	3.04

H09012 - In last year: times went to an emergency room for own care									
Unweighted									
Value	Formatted Value	Q1 Count	Percent	Q2 Count	Percent	Q3 Count	Percent	Q4 Count	Percent
.	Did not answer	6788	50.77	6731	50.94	151	1.21	36	0.31
1	None	4770	35.68	4686	35.46	9077	73.01	8555	73.31
2	1 time	1156	8.65	1160	8.78	1989	16.00	2026	17.36
3	2 times	407	3.04	391	2.96	732	5.89	647	5.54
4	3 times	144	1.08	139	1.05	282	2.27	236	2.02
5	4 times	58	0.43	59	0.45	122	0.98	93	0.80
6	5 to 9 times	39	0.29	42	0.32	66	0.53	66	0.57
7	10 or more times	7	0.05	6	0.05	13	0.10	10	0.09
Weighted									
Value	Formatted Value	Q1 Count	Percent	Q2 Count	Percent	Q3 Count	Percent	Q4 Count	Percent
.	Did not answer	3704564	51.11	3711477	51.17	147246	2.03	39133	0.53
1	None	2517239	34.73	2529897	34.88	5160161	71.05	5256040	71.78
2	1 time	631033	8.71	629334	8.68	1212064	16.69	1312426	17.92
3	2 times	251793	3.47	229824	3.17	439945	6.06	417933	5.71
4	3 times	81223	1.12	83892	1.16	171934	2.37	166556	2.27
5	4 times	30761	0.42	37108	0.51	77931	1.07	75797	1.04
6	5 to 9 times	24725	0.34	28047	0.39	50268	0.69	44850	0.61
7	10 or more times	7431	0.10	3729	0.05	3579	0.05	9898	0.14

H09013 - In last year: times went to a doctors office or clinic for yourself (not counting times went to an emergency room)									
Unweighted									
Value	Formatted Value	Q1 Count	Percent	Q2 Count	Percent	Q3 Count	Percent	Q4 Count	Percent
.	Did not answer	6795	50.83	6743	51.03	49	0.39	39	0.33
1	None	942	7.05	865	6.55	1693	13.62	1693	14.51
2	1 time	752	5.62	736	5.57	1448	11.65	1401	12.01
3	2 times	1169	8.74	1068	8.08	2030	16.33	1976	16.93
4	3 times	1014	7.58	1090	8.25	1924	15.48	1760	15.08
5	4 times	859	6.43	868	6.57	1708	13.74	1522	13.04
6	5 to 9 times	1226	9.17	1226	9.28	2467	19.84	2213	18.96
7	10 or more times	612	4.58	618	4.68	1113	8.95	1065	9.13
Weighted									
Value	Formatted Value	Q1 Count	Percent	Q2 Count	Percent	Q3 Count	Percent	Q4 Count	Percent
.	Did not answer	3716281	51.27	3730256	51.43	54895	0.76	47403	0.65
1	None	474447	6.55	445251	6.14	884157	12.17	963086	13.15
2	1 time	371000	5.12	341330	4.71	739933	10.19	801948	10.95
3	2 times	601325	8.30	560385	7.73	1114606	15.35	1192599	16.29
4	3 times	499112	6.89	519556	7.16	1076516	14.82	1056472	14.43
5	4 times	452916	6.25	476674	6.57	1105955	15.23	978581	13.36
6	5 to 9 times	754939	10.41	770746	10.63	1558560	21.46	1519588	20.75
7	10 or more times	378750	5.23	409111	5.64	728504	10.03	762956	10.42

H09014 -**In last year: how often talk to doctor or other health care provider about illness prevention**

Unweighted									
Value	Formatted Value	Q1 Count	Q1 Percent	Q2 Count	Q2 Percent	Q3 Count	Q3 Percent	Q4 Count	Q4 Percent
.	Did not answer	6840	51.16	6813	51.56	219	1.76	179	1.53
C	Should be skipped	101	0.76	66	0.50	83	0.67	175	1.50
N	Valid skip	841	6.29	799	6.05	1610	12.95	1518	13.01
1	Never	997	7.46	1010	7.64	1880	15.12	1627	13.94
2	Sometimes	1833	13.71	1781	13.48	3321	26.71	3022	25.90
3	Usually	1486	11.12	1532	11.59	2888	23.23	2729	23.39
4	Always	1271	9.51	1213	9.18	2431	19.55	2419	20.73

Weighted									
Value	Formatted Value	Q1 Count	Q1 Percent	Q2 Count	Q2 Percent	Q3 Count	Q3 Percent	Q4 Count	Q4 Percent
.	Did not answer	3749734	51.73	3784321	52.17	186964	2.57	175447	2.40
C	Should be skipped	69926	0.96	37170	0.51	52705	0.73	114454	1.56
N	Valid skip	404521	5.58	408081	5.63	831453	11.45	848632	11.59
1	Never	476140	6.57	512608	7.07	979297	13.48	878030	11.99
2	Sometimes	924088	12.75	926535	12.77	1807320	24.88	1790441	24.45
3	Usually	859669	11.86	871262	12.01	1840271	25.34	1802178	24.61
4	Always	764692	10.55	713332	9.83	1565117	21.55	1713450	23.40

H09015 -**In last year: doctor or other health care provider talked about more than 1 choice for treatment**

Unweighted									
Value	Formatted Value	Q1 Count	Q1 Percent	Q2 Count	Q2 Percent	Q3 Count	Q3 Percent	Q4 Count	Q4 Percent
.	Did not answer	6845	51.20	6826	51.66	226	1.82	187	1.60
C	Should be skipped	99	0.74	62	0.47	79	0.64	168	1.44
N	Valid skip	843	6.31	803	6.08	1614	12.98	1525	13.07
1	Yes	2993	22.39	2984	22.58	5535	44.52	5094	43.65
2	No	2589	19.37	2539	19.21	4978	40.04	4695	40.23

Weighted									
Value	Formatted Value	Q1 Count	Q1 Percent	Q2 Count	Q2 Percent	Q3 Count	Q3 Percent	Q4 Count	Q4 Percent
.	Did not answer	3751134	51.75	3802811	52.43	205742	2.83	184908	2.53
C	Should be skipped	67050	0.92	37727	0.52	51107	0.70	111994	1.53
N	Valid skip	407397	5.62	407525	5.62	833050	11.47	851092	11.62
1	Yes	1699313	23.44	1662447	22.92	3247676	44.71	3241463	44.27
2	No	1323876	18.26	1342800	18.51	2925552	40.28	2933176	40.06

H09016 -**In last year: doctor talked about pros/cons of each treatment/health care choice**

Unweighted									
Value	Formatted Value	Q1 Count	Percent	Q2 Count	Percent	Q3 Count	Percent	Q4 Count	Percent
.	Did not answer	6901	51.62	6878	52.05	361	2.90	299	2.56
C	Should be skipped	130	0.97	121	0.92	123	0.99	174	1.49
N	Valid skip	3401	25.44	3283	24.84	6548	52.67	6214	53.25
1	Definitely yes	1703	12.74	1760	13.32	3310	26.62	3114	26.69
2	Somewhat yes	1050	7.85	1016	7.69	1794	14.43	1591	13.63
3	Somewhat no	138	1.03	108	0.82	194	1.56	200	1.71
4	Definitely no	46	0.34	48	0.36	102	0.82	77	0.66

Weighted									
Value	Formatted Value	Q1 Count	Percent	Q2 Count	Percent	Q3 Count	Percent	Q4 Count	Percent
.	Did not answer	3802895	52.46	3824600	52.73	332954	4.58	281631	3.85
C	Should be skipped	93736	1.29	90706	1.25	94625	1.30	135138	1.85
N	Valid skip	1704587	23.52	1697345	23.40	3715084	51.15	3761124	51.36
1	Definitely yes	986564	13.61	1017699	14.03	1949966	26.85	1996849	27.27
2	Somewhat yes	562171	7.76	541911	7.47	1004214	13.83	973072	13.29
3	Somewhat no	75095	1.04	55850	0.77	95860	1.32	122659	1.68
4	Definitely no	23722	0.33	25199	0.35	70423	0.97	52159	0.71

H09017 -**In last year: doctor/health care provider asked which treatment option you thought was best for you when there was more than one choice of treatment**

Unweighted									
Value	Formatted Value	Q1 Count	Percent	Q2 Count	Percent	Q3 Count	Percent	Q4 Count	Percent
.	Did not answer	6912	51.70	6886	52.11	389	3.13	313	2.68
C	Should be skipped	130	0.97	116	0.88	130	1.05	164	1.41
N	Valid skip	3401	25.44	3288	24.88	6541	52.61	6224	53.34
1	Definitely yes	1442	10.79	1481	11.21	2712	21.81	2619	22.44
2	Somewhat yes	1043	7.80	1051	7.95	1904	15.32	1740	14.91
3	Somewhat no	256	1.91	238	1.80	456	3.67	373	3.20
4	Definitely no	185	1.38	154	1.17	300	2.41	236	2.02

Weighted									
Value	Formatted Value	Q1 Count	Percent	Q2 Count	Percent	Q3 Count	Percent	Q4 Count	Percent
.	Did not answer	3808276	52.54	3837951	52.91	363082	5.00	284188	3.88
C	Should be skipped	90722	1.25	86994	1.20	111284	1.53	125372	1.71
N	Valid skip	1707601	23.56	1701057	23.45	3698425	50.92	3770890	51.50
1	Definitely yes	840249	11.59	844495	11.64	1559058	21.47	1710868	23.36
2	Somewhat yes	578358	7.98	555927	7.66	1107123	15.24	1060363	14.48
3	Somewhat no	120233	1.66	147654	2.04	238212	3.28	220093	3.01
4	Definitely no	103330	1.43	79231	1.09	185943	2.56	150859	2.06

H09018 - Rating of all health care in last year									
Unweighted									
Value	Formatted Value	Q1 Count	Q1 Percent	Q2 Count	Q2 Percent	Q3 Count	Q3 Percent	Q4 Count	Q4 Percent
.	Did not answer	6860	51.31	6857	51.89	268	2.16	251	2.15
C	Should be skipped	97	0.73	66	0.50	100	0.80	173	1.48
N	I had no visits in the last 12 months	845	6.32	799	6.05	1593	12.81	1520	13.03
0	0	41	0.31	38	0.29	63	0.51	51	0.44
1	1	35	0.26	24	0.18	57	0.46	38	0.33
2	2	79	0.59	69	0.52	144	1.16	110	0.94
3	3	121	0.91	147	1.11	235	1.89	224	1.92
4	4	176	1.32	168	1.27	289	2.32	279	2.39
5	5	449	3.36	464	3.51	811	6.52	739	6.33
6	6	398	2.98	389	2.94	715	5.75	679	5.82
7	7	871	6.52	873	6.61	1607	12.93	1526	13.08
8	8	1361	10.18	1277	9.66	2502	20.13	2326	19.93
9	9	963	7.20	946	7.16	1837	14.78	1725	14.78
10	10	1073	8.03	1097	8.30	2211	17.78	2028	17.38
Weighted									
Value	Formatted Value	Q1 Count	Q1 Percent	Q2 Count	Q2 Percent	Q3 Count	Q3 Percent	Q4 Count	Q4 Percent
.	Did not answer	3760007	51.87	3820235	52.67	224950	3.10	240736	3.29
C	Should be skipped	66777	0.92	41873	0.58	69854	0.96	121876	1.66
N	I had no visits in the last 12 months	407670	5.62	403378	5.56	814303	11.21	841210	11.49
0	0	22222	0.31	17778	0.25	32954	0.45	21379	0.29
1	1	16090	0.22	15805	0.22	17605	0.24	21428	0.29
2	2	39522	0.55	31955	0.44	72793	1.00	62633	0.86
3	3	54209	0.75	64817	0.89	114274	1.57	108341	1.48
4	4	81905	1.13	67225	0.93	129426	1.78	148928	2.03
5	5	186311	2.57	210340	2.90	397281	5.47	406403	5.55
6	6	157711	2.18	154494	2.13	354496	4.88	316839	4.33
7	7	394118	5.44	378773	5.22	766429	10.55	802859	10.96
8	8	658740	9.09	656362	9.05	1314425	18.10	1325473	18.10
9	9	564075	7.78	548143	7.56	1174680	16.17	1151540	15.73
10	10	839414	11.58	842132	11.61	1779656	24.50	1752988	23.94

H09019 - Have one person you think of as your personal doctor									
Unweighted									
Value	Formatted Value	Q1 Count	Q1 Percent	Q2 Count	Q2 Percent	Q3 Count	Q3 Percent	Q4 Count	Q4 Percent
.	Did not answer	6780	50.71	6718	50.84	18	0.14	14	0.12
1	Yes	4312	32.25	4281	32.40	8199	65.95	7649	65.55
2	No	2277	17.03	2215	16.76	4215	33.90	4006	34.33
Weighted									
Value	Formatted Value	Q1 Count	Q1 Percent	Q2 Count	Q2 Percent	Q3 Count	Q3 Percent	Q4 Count	Q4 Percent
.	Did not answer	3698059	51.02	3702238	51.04	20447	0.28	14264	0.19
1	Yes	2646830	36.51	2675276	36.88	5395817	74.29	5381990	73.50
2	No	903881	12.47	875795	12.07	1846863	25.43	1926379	26.31

H09020 - In last year: number of times visited personal doctor for care for self									
Unweighted									
Value	Formatted Value	Q1 Count	Q1 Percent	Q2 Count	Q2 Percent	Q3 Count	Q3 Percent	Q4 Count	Q4 Percent
.	Did not answer	6896	51.58	6828	51.67	339	2.73	306	2.62
C	Should be skipped	52	0.39	68	0.51	63	0.51	144	1.23
N	Valid skip	2225	16.64	2147	16.25	4152	33.40	3862	33.10
0	None	468	3.50	477	3.61	884	7.11	860	7.37
1	1	715	5.35	711	5.38	1357	10.92	1246	10.68
2	2	918	6.87	870	6.58	1691	13.60	1593	13.65
3	3	705	5.27	691	5.23	1328	10.68	1246	10.68
4	4	559	4.18	585	4.43	1079	8.68	1000	8.57
5	5 to 9	630	4.71	637	4.82	1224	9.85	1094	9.38
6	10 or more	201	1.50	200	1.51	315	2.53	318	2.73
Weighted									
Value	Formatted Value	Q1 Count	Q1 Percent	Q2 Count	Q2 Percent	Q3 Count	Q3 Percent	Q4 Count	Q4 Percent
.	Did not answer	3805054	52.49	3817790	52.64	359098	4.94	297556	4.06
C	Should be skipped	28778	0.40	40048	0.55	35666	0.49	108114	1.48
N	Valid skip	875104	12.07	835747	11.52	1811197	24.94	1818265	24.83
0	None	219354	3.03	234358	3.23	437930	6.03	459532	6.28
1	1	376366	5.19	386673	5.33	753347	10.37	744676	10.17
2	2	534996	7.38	527632	7.27	1080620	14.88	1095476	14.96
3	3	462730	6.38	404395	5.58	894353	12.31	916686	12.52
4	4	386714	5.33	409320	5.64	789023	10.86	763511	10.43
5	5 to 9	429964	5.93	445813	6.15	881506	12.14	864038	11.80
6	10 or more	129710	1.79	151532	2.09	220388	3.03	254778	3.48

H09021 -

In last year: how often personal doctor listened carefully to you

		Unweighted							
Value	Formatted Value	Q1		Q2		Q3		Q4	
		Count	Percent	Count	Percent	Count	Percent	Count	Percent
.	Did not answer	6901	51.62	6837	51.74	353	2.84	342	2.93
C	Should be skipped	78	0.58	74	0.56	83	0.67	120	1.03
N	I had no visits in the last 12 months	2667	19.95	2618	19.81	5016	40.35	4746	40.67
1	Never	53	0.40	59	0.45	83	0.67	76	0.65
2	Sometimes	343	2.57	290	2.19	540	4.34	499	4.28
3	Usually	862	6.45	797	6.03	1525	12.27	1388	11.89
4	Always	2465	18.44	2539	19.21	4832	38.87	4498	38.55

		Weighted							
Value	Formatted Value	Q1		Q2		Q3		Q4	
		Count	Percent	Count	Percent	Count	Percent	Count	Percent
.	Did not answer	3802698	52.46	3816209	52.61	371199	5.11	326679	4.46
C	Should be skipped	58932	0.81	51359	0.71	46656	0.64	76900	1.05
N	I had no visits in the last 12 months	1064303	14.68	1058794	14.60	2238137	30.82	2309011	31.53
1	Never	26279	0.36	27343	0.38	44855	0.62	41760	0.57
2	Sometimes	161797	2.23	151921	2.09	292676	4.03	319708	4.37
3	Usually	516646	7.13	491489	6.78	948700	13.06	892155	12.18
4	Always	1618114	22.32	1656195	22.83	3320903	45.72	3356419	45.84

H09022 -

In last year: how often personal doctor explained things in a way that was easy to understand

		Unweighted							
Value	Formatted Value	Q1		Q2		Q3		Q4	
		Count	Percent	Count	Percent	Count	Percent	Count	Percent
.	Did not answer	6916	51.73	6847	51.82	367	2.95	351	3.01
C	Should be skipped	71	0.53	70	0.53	73	0.59	116	0.99
N	I had no visits in the last 12 months	2674	20.00	2622	19.84	5026	40.43	4750	40.71
1	Never	46	0.34	44	0.33	67	0.54	55	0.47
2	Sometimes	213	1.59	210	1.59	381	3.06	360	3.09
3	Usually	878	6.57	839	6.35	1534	12.34	1384	11.86
4	Always	2571	19.23	2582	19.54	4984	40.09	4653	39.87

		Weighted							
Value	Formatted Value	Q1		Q2		Q3		Q4	
		Count	Percent	Count	Percent	Count	Percent	Count	Percent
.	Did not answer	3809238	52.55	3819282	52.66	378297	5.21	338742	4.63
C	Should be skipped	55281	0.76	50359	0.69	41442	0.57	73932	1.01
N	I had no visits in the last 12 months	1067955	14.73	1059794	14.61	2243351	30.89	2311979	31.57
1	Never	22543	0.31	23730	0.33	38384	0.53	36875	0.50
2	Sometimes	101231	1.40	132104	1.82	229161	3.16	226693	3.10
3	Usually	540163	7.45	523351	7.22	942517	12.98	944950	12.90
4	Always	1652359	22.80	1644689	22.68	3389975	46.67	3389461	46.29

H09023 -

In last year: how often your personal doctor showed respect for what you have to say

		Unweighted							
Value	Formatted Value	Q1		Q2		Q3		Q4	
		Count	Percent	Count	Percent	Count	Percent	Count	Percent
.	Did not answer	6911	51.69	6842	51.78	368	2.96	354	3.03
C	Should be skipped	70	0.52	68	0.51	70	0.56	114	0.98
N	I had no visits in the last 12 months	2675	20.01	2624	19.86	5029	40.45	4752	40.72
1	Never	48	0.36	61	0.46	88	0.71	89	0.76
2	Sometimes	249	1.86	196	1.48	368	2.96	375	3.21
3	Usually	744	5.57	719	5.44	1289	10.37	1148	9.84
4	Always	2672	19.99	2704	20.46	5220	41.99	4837	41.45

		Weighted							
Value	Formatted Value	Q1		Q2		Q3		Q4	
		Count	Percent	Count	Percent	Count	Percent	Count	Percent
.	Did not answer	3808700	52.54	3817246	52.63	384128	5.29	330123	4.51
C	Should be skipped	54444	0.75	50001	0.69	40329	0.56	72437	0.99
N	I had no visits in the last 12 months	1068791	14.74	1060151	14.62	2244464	30.90	2313474	31.59
1	Never	18601	0.26	25564	0.35	43822	0.60	61610	0.84
2	Sometimes	122953	1.70	115359	1.59	203518	2.80	219504	3.00
3	Usually	430301	5.94	429123	5.92	804621	11.08	798082	10.90
4	Always	1744980	24.07	1755865	24.21	3542244	48.77	3527403	48.17

H09024 -

In last year: how often your personal doctor spent enough time with you

		Unweighted							
Value	Formatted Value	Q1		Q2		Q3		Q4	
		Count	Percent	Count	Percent	Count	Percent	Count	Percent
.	Did not answer	6904	51.64	6845	51.80	362	2.91	352	3.02
C	Should be skipped	69	0.52	68	0.51	68	0.55	112	0.96
N	I had no visits in the last 12 months	2676	20.02	2624	19.86	5031	40.47	4754	40.74
1	Never	107	0.80	105	0.79	180	1.45	173	1.48
2	Sometimes	382	2.86	338	2.56	628	5.05	611	5.24
3	Usually	1088	8.14	1062	8.04	1996	16.06	1778	15.24
4	Always	2143	16.03	2172	16.44	4167	33.52	3889	33.33

		Weighted							
Value	Formatted Value	Q1		Q2		Q3		Q4	
		Count	Percent	Count	Percent	Count	Percent	Count	Percent
.	Did not answer	3803073	52.47	3824293	52.72	382860	5.27	331088	4.52
C	Should be skipped	54364	0.75	50099	0.69	39976	0.55	71792	0.98
N	I had no visits in the last 12 months	1068872	14.75	1060053	14.61	2244817	30.91	2314118	31.60
1	Never	46072	0.64	48854	0.67	92454	1.27	108051	1.48
2	Sometimes	188787	2.60	192395	2.65	328238	4.52	374120	5.11
3	Usually	672670	9.28	654405	9.02	1312666	18.07	1216432	16.61
4	Always	1414932	19.52	1423210	19.62	2862116	39.41	2907030	39.70

H09025 - In last year: got care from doctor or other health provider other than personal doctor									
Unweighted									
Value	Formatted Value	Q1 Count	Percent	Q2 Count	Percent	Q3 Count	Percent	Q4 Count	Percent
.	Did not answer	6898	51.60	6835	51.73	347	2.79	337	2.89
C	Should be skipped	74	0.55	72	0.54	72	0.58	116	0.99
N	Valid skip	2671	19.98	2620	19.83	5027	40.44	4750	40.71
1	Yes	2760	20.64	2700	20.43	5028	40.44	4688	40.17
2	No	966	7.23	987	7.47	1958	15.75	1778	15.24
Weighted									
Value	Formatted Value	Q1 Count	Percent	Q2 Count	Percent	Q3 Count	Percent	Q4 Count	Percent
.	Did not answer	3806749	52.52	3816442	52.62	372766	5.13	324475	4.43
C	Should be skipped	59369	0.82	51654	0.71	41829	0.58	77472	1.06
N	Valid skip	1063867	14.68	1058499	14.59	2242964	30.88	2308439	31.52
1	Yes	1742494	24.04	1741762	24.01	3355108	46.19	3389704	46.29
2	No	576291	7.95	584953	8.06	1250460	17.22	1222543	16.70

H09026 - In last year: how often personal doctor seemed informed and up-to-date about care received from other doctors									
Unweighted									
Value	Formatted Value	Q1 Count	Percent	Q2 Count	Percent	Q3 Count	Percent	Q4 Count	Percent
.	Did not answer	6933	51.86	6891	52.15	503	4.05	467	4.00
C	Should be skipped	45	0.34	43	0.33	37	0.30	61	0.52
N	Valid skip	3666	27.42	3636	27.52	7020	56.47	6583	56.41
1	Never	336	2.51	278	2.10	548	4.41	492	4.22
2	Sometimes	492	3.68	494	3.74	878	7.06	772	6.62
3	Usually	884	6.61	884	6.69	1576	12.68	1501	12.86
4	Always	1013	7.58	988	7.48	1870	15.04	1793	15.37
Weighted									
Value	Formatted Value	Q1 Count	Percent	Q2 Count	Percent	Q3 Count	Percent	Q4 Count	Percent
.	Did not answer	3828269	52.81	3861217	53.23	497679	6.85	431070	5.89
C	Should be skipped	32692	0.45	29989	0.41	20951	0.29	45149	0.62
N	Valid skip	1666835	22.99	1665116	22.96	3514302	48.39	3563305	48.66
1	Never	167840	2.32	131527	1.81	259416	3.57	267040	3.65
2	Sometimes	216529	2.99	272348	3.75	469980	6.47	486129	6.64
3	Usually	577552	7.97	537221	7.41	1068795	14.72	1089549	14.88
4	Always	759052	10.47	755890	10.42	1432003	19.72	1440390	19.67

H09027 - Rating of your personal doctor									
Unweighted									
Value	Formatted Value	Q1 Count	Q1 Percent	Q2 Count	Q2 Percent	Q3 Count	Q3 Percent	Q4 Count	Q4 Percent
.	Did not answer	6960	52.06	6897	52.19	453	3.64	461	3.95
C	Should be skipped	46	0.34	65	0.49	65	0.52	131	1.12
N	Don't have a personal doctor	2231	16.69	2150	16.27	4150	33.38	3875	33.21
0	0	27	0.20	36	0.27	49	0.39	58	0.50
1	1	28	0.21	24	0.18	37	0.30	36	0.31
2	2	51	0.38	34	0.26	69	0.56	55	0.47
3	3	63	0.47	52	0.39	110	0.88	121	1.04
4	4	77	0.58	86	0.65	151	1.21	129	1.11
5	5	256	1.91	245	1.85	481	3.87	390	3.34
6	6	189	1.41	176	1.33	336	2.70	321	2.75
7	7	469	3.51	444	3.36	814	6.55	819	7.02
8	8	825	6.17	798	6.04	1545	12.43	1445	12.38
9	9	928	6.94	960	7.27	1706	13.72	1665	14.27
10	10	1219	9.12	1247	9.44	2466	19.84	2163	18.54
Weighted									
Value	Formatted Value	Q1 Count	Q1 Percent	Q2 Count	Q2 Percent	Q3 Count	Q3 Percent	Q4 Count	Q4 Percent
.	Did not answer	3819986	52.70	3835928	52.89	401028	5.52	365974	5.00
C	Should be skipped	28972	0.40	41081	0.57	37500	0.52	103345	1.41
N	Don't have a personal doctor	874909	12.07	834714	11.51	1809363	24.91	1823034	24.90
0	0	8716	0.12	14287	0.20	16903	0.23	32447	0.44
1	1	10713	0.15	10550	0.15	11736	0.16	13521	0.18
2	2	24670	0.34	17810	0.25	31700	0.44	39324	0.54
3	3	29547	0.41	35047	0.48	62364	0.86	72969	1.00
4	4	38237	0.53	45394	0.63	71277	0.98	71882	0.98
5	5	116498	1.61	123661	1.70	248384	3.42	220162	3.01
6	6	92848	1.28	91008	1.25	174527	2.40	180454	2.46
7	7	224421	3.10	204345	2.82	435322	5.99	483207	6.60
8	8	457177	6.31	479275	6.61	918651	12.65	905816	12.37
9	9	583990	8.06	564743	7.79	1117622	15.39	1163551	15.89
10	10	938084	12.94	955466	13.17	1926750	26.53	1846947	25.22

H09028 -**In last year: tried to make appointment to see a specialist**

Unweighted									
Value	Formatted Value	Q1 Count	Q1 Percent	Q2 Count	Q2 Percent	Q3 Count	Q3 Percent	Q4 Count	Q4 Percent
.	Did not answer	6774	50.67	6717	50.83	33	0.27	15	0.13
1	Yes	3631	27.16	3529	26.71	6807	54.75	6454	55.31
2	No	2964	22.17	2968	22.46	5592	44.98	5200	44.56

Weighted									
Value	Formatted Value	Q1 Count	Q1 Percent	Q2 Count	Q2 Percent	Q3 Count	Q3 Percent	Q4 Count	Q4 Percent
.	Did not answer	3698830	51.03	3705039	51.08	34009	0.47	18406	0.25
1	Yes	2132017	29.41	2052303	28.29	4193868	57.74	4278309	58.43
2	No	1417924	19.56	1495967	20.62	3035250	41.79	3025918	41.32

H09029 -**In last year: how often it was easy to get appointments with specialists**

Unweighted									
Value	Formatted Value	Q1 Count	Q1 Percent	Q2 Count	Q2 Percent	Q3 Count	Q3 Percent	Q4 Count	Q4 Percent
.	Did not answer	6877	51.44	6823	51.63	218	1.75	194	1.66
C	Should be skipped	89	0.67	104	0.79	115	0.93	175	1.50
N	Didn't need a specialist	2875	21.50	2864	21.67	5477	44.06	5025	43.06
1	Never	269	2.01	281	2.13	560	4.50	507	4.34
2	Sometimes	627	4.69	599	4.53	1127	9.07	1063	9.11
3	Usually	1182	8.84	1194	9.04	2095	16.85	2041	17.49
4	Always	1450	10.85	1349	10.21	2840	22.84	2664	22.83

Weighted									
Value	Formatted Value	Q1 Count	Q1 Percent	Q2 Count	Q2 Percent	Q3 Count	Q3 Percent	Q4 Count	Q4 Percent
.	Did not answer	3785195	52.22	3792739	52.29	187499	2.58	202096	2.76
C	Should be skipped	64728	0.89	86929	1.20	89306	1.23	142911	1.95
N	Didn't need a specialist	1353196	18.67	1409038	19.43	2945945	40.56	2883007	39.37
1	Never	125277	1.73	116189	1.60	273309	3.76	273647	3.74
2	Sometimes	283195	3.91	245012	3.38	563726	7.76	563018	7.69
3	Usually	665272	9.18	664464	9.16	1211705	16.68	1240988	16.95
4	Always	971908	13.41	938938	12.94	1991638	27.42	2016964	27.54

H09030 -

In last year: how many specialists seen

		Unweighted							
Value	Formatted Value	Q1		Q2		Q3		Q4	
		Count	Percent	Count	Percent	Count	Percent	Count	Percent
.	Did not answer	6846	51.21	6793	51.41	195	1.57	151	1.29
C	Should be skipped	150	1.12	158	1.20	145	1.17	196	1.68
N	Valid skip	2814	21.05	2810	21.27	5447	43.81	5004	42.88
0	None	141	1.05	124	0.94	289	2.32	264	2.26
1	1 specialist	1692	12.66	1610	12.18	3057	24.59	2906	24.90
2	2	1029	7.70	1030	7.79	1987	15.98	1870	16.03
3	3	434	3.25	431	3.26	814	6.55	796	6.82
4	4	156	1.17	173	1.31	304	2.45	300	2.57
5	5 or more specialists	107	0.80	85	0.64	194	1.56	182	1.56

		Weighted							
Value	Formatted Value	Q1		Q2		Q3		Q4	
		Count	Percent	Count	Percent	Count	Percent	Count	Percent
.	Did not answer	3757274	51.83	3772300	52.01	184936	2.55	166520	2.27
C	Should be skipped	106532	1.47	117208	1.62	116265	1.60	161931	2.21
N	Valid skip	1311392	18.09	1378760	19.01	2918986	40.19	2863987	39.11
0	None	69676	0.96	63662	0.88	137057	1.89	149957	2.05
1	1 specialist	885437	12.21	835807	11.52	1719943	23.68	1793308	24.49
2	2	605498	8.35	592016	8.16	1242693	17.11	1234713	16.86
3	3	321010	4.43	288330	3.98	585715	8.06	565485	7.72
4	4	111515	1.54	133989	1.85	227366	3.13	249440	3.41
5	5 or more specialists	80436	1.11	71240	0.98	130167	1.79	137291	1.87

H09031 -

Rating of specialist seen most often in last year

		Unweighted							
Value	Formatted Value	Q1		Q2		Q3		Q4	
		Count	Percent	Count	Percent	Count	Percent	Count	Percent
.	Did not answer	6858	51.30	6802	51.48	238	1.91	178	1.53
C	Should be skipped	56	0.42	73	0.55	88	0.71	113	0.97
N	Didn't see specialist in last 12 months	3049	22.81	3019	22.85	5793	46.60	5351	45.86
0	0	21	0.16	12	0.09	52	0.42	37	0.32
1	1	18	0.13	20	0.15	43	0.35	20	0.17
2	2	33	0.25	51	0.39	64	0.51	61	0.52
3	3	57	0.43	58	0.44	74	0.60	81	0.69
4	4	58	0.43	64	0.48	97	0.78	85	0.73
5	5	162	1.21	164	1.24	273	2.20	275	2.36
6	6	159	1.19	158	1.20	283	2.28	265	2.27
7	7	366	2.74	359	2.72	615	4.95	636	5.45
8	8	673	5.03	689	5.21	1271	10.22	1299	11.13
9	9	831	6.22	776	5.87	1536	12.36	1457	12.49
10	10	1028	7.69	969	7.33	2005	16.13	1811	15.52

		Weighted							
Value	Formatted Value	Q1		Q2		Q3		Q4	
		Count	Percent	Count	Percent	Count	Percent	Count	Percent
.	Did not answer	3770876	52.02	3786095	52.20	217599	3.00	174471	2.38
C	Should be skipped	43248	0.60	65780	0.91	78666	1.08	90944	1.24
N	Didn't see specialist in last 12 months	1444351	19.93	1493850	20.60	3093641	42.59	3084931	42.13
0	0	13429	0.19	9883	0.14	38384	0.53	21641	0.30
1	1	4331	0.06	9811	0.14	16252	0.22	10278	0.14
2	2	16038	0.22	22905	0.32	23856	0.33	38869	0.53
3	3	20894	0.29	26945	0.37	44977	0.62	44391	0.61
4	4	33523	0.46	25876	0.36	53763	0.74	47009	0.64
5	5	81094	1.12	85278	1.18	157059	2.16	152325	2.08
6	6	83997	1.16	79474	1.10	155434	2.14	134903	1.84
7	7	195255	2.69	155454	2.14	314965	4.34	369675	5.05
8	8	340295	4.69	361556	4.98	672691	9.26	744026	10.16
9	9	475246	6.56	433075	5.97	938574	12.92	962123	13.14
10	10	726190	10.02	697328	9.61	1457268	20.06	1447046	19.76

H09032 -
In last year: tried to get care, tests, or treatment through health plan

		Unweighted							
Value	Formatted Value	Q1		Q2		Q3		Q4	
		Count	Percent	Count	Percent	Count	Percent	Count	Percent
.	Did not answer	6803	50.89	6750	51.08	86	0.69	56	0.48
1	Yes	4315	32.28	4254	32.19	8368	67.31	8006	68.61
2	No	2251	16.84	2210	16.72	3978	32.00	3607	30.91

		Weighted							
Value	Formatted Value	Q1		Q2		Q3		Q4	
		Count	Percent	Count	Percent	Count	Percent	Count	Percent
.	Did not answer	3719557	51.31	3732642	51.46	74167	1.02	43037	0.59
1	Yes	2428436	33.50	2418093	33.34	5070232	69.81	5207144	71.11
2	No	1100777	15.19	1102574	15.20	2118728	29.17	2072451	28.30

H09033 -
In last year: how often easy to get care, tests, or treatment you thought you needed through health plan

		Unweighted							
Value	Formatted Value	Q1		Q2		Q3		Q4	
		Count	Percent	Count	Percent	Count	Percent	Count	Percent
.	Did not answer	6889	51.53	6841	51.77	290	2.33	255	2.19
C	Should be skipped	57	0.43	55	0.42	98	0.79	109	0.93
N	Didn't need care/tests/treatment	2194	16.41	2155	16.31	3880	31.21	3498	29.98
1	Never	169	1.26	150	1.14	329	2.65	275	2.36
2	Sometimes	543	4.06	546	4.13	1106	8.90	1016	8.71
3	Usually	1333	9.97	1331	10.07	2507	20.17	2462	21.10
4	Always	2184	16.34	2136	16.16	4222	33.96	4054	34.74

		Weighted							
Value	Formatted Value	Q1		Q2		Q3		Q4	
		Count	Percent	Count	Percent	Count	Percent	Count	Percent
.	Did not answer	3777335	52.11	3801726	52.41	251076	3.46	235807	3.22
C	Should be skipped	39695	0.55	35112	0.48	49682	0.68	77889	1.06
N	Didn't need care/tests/treatment	1061082	14.64	1067462	14.72	2069046	28.49	1994562	27.24
1	Never	62137	0.86	68071	0.94	160378	2.21	149327	2.04
2	Sometimes	219920	3.03	217870	3.00	501232	6.90	494028	6.75
3	Usually	665322	9.18	637598	8.79	1288256	17.74	1377080	18.81
4	Always	1423279	19.63	1425470	19.65	2943456	40.53	2993940	40.89

H09034 -

In last year: how often written material/Internet provide information you needed about how your plan works

		Unweighted							
Value	Formatted Value	Q1		Q2		Q3		Q4	
		Count	Percent	Count	Percent	Count	Percent	Count	Percent
.	Did not answer	6869	51.38	6802	51.48	162	1.30	176	1.51
C	Should be skipped	191	1.54	222	1.90
N	Didn't look for information	2275	17.02	2264	17.13	8510	68.45	7955	68.17
1	Never	1112	8.32	1076	8.14	213	1.71	216	1.85
2	Sometimes	1141	8.53	1083	8.20	1054	8.48	990	8.48
3	Usually	1150	8.60	1228	9.29	1485	11.94	1427	12.23
4	Always	822	6.15	761	5.76	817	6.57	683	5.85

		Weighted							
Value	Formatted Value	Q1		Q2		Q3		Q4	
		Count	Percent	Count	Percent	Count	Percent	Count	Percent
.	Did not answer	3761504	51.89	3753600	51.75	132419	1.82	137202	1.87
C	Should be skipped	158001	2.18	220993	3.02
N	Didn't look for information	1219540	16.82	1286523	17.74	5070778	69.82	4984883	68.08
1	Never	567737	7.83	557361	7.68	134604	1.85	139605	1.91
2	Sometimes	566431	7.81	509160	7.02	485798	6.69	518186	7.08
3	Usually	622941	8.59	627954	8.66	791083	10.89	841283	11.49
4	Always	510617	7.04	518711	7.15	490443	6.75	480479	6.56

H09034B -

In last year: looked for information in written material or on the Internet about how health plan works

		Unweighted							
Value	Formatted Value	Q1		Q2		Q3		Q4	
		Count	Percent	Count	Percent	Count	Percent	Count	Percent
.	Did not answer	13369	100.00	13214	100.00	94	0.76	92	0.79
1	Yes	3637	29.26	3400	29.14
2	No	8701	69.99	8177	70.07

		Weighted							
Value	Formatted Value	Q1		Q2		Q3		Q4	
		Count	Percent	Count	Percent	Count	Percent	Count	Percent
.	Did not answer	7248770	100.00	7253310	100.00	72688	1.00	69636	0.95
1	Yes	1961660	27.01	2047120	27.96
2	No	5228779	71.99	5205877	71.09

H09035 -

In last year: looked for information from health plan on cost of health care service or equipment

		Unweighted							
Value	Formatted Value	Q1		Q2		Q3		Q4	
		Count	Percent	Count	Percent	Count	Percent	Count	Percent
.	Did not answer	6837	51.14	6778	51.29	111	0.89	132	1.13
1	Yes	892	6.67	887	6.71	1793	14.42	1387	11.89
2	No	5640	42.19	5549	41.99	10528	84.68	10150	86.98

		Weighted							
Value	Formatted Value	Q1		Q2		Q3		Q4	
		Count	Percent	Count	Percent	Count	Percent	Count	Percent
.	Did not answer	3733852	51.51	3748874	51.69	82430	1.13	99867	1.36
1	Yes	549674	7.58	557572	7.69	1146024	15.78	939751	12.83
2	No	2965243	40.91	2946863	40.63	6034673	83.09	6283014	85.80

H09036 -

In last year: how often able to find out cost of health care service or equipment from health plan

		Unweighted							
Value	Formatted Value	Q1		Q2		Q3		Q4	
		Count	Percent	Count	Percent	Count	Percent	Count	Percent
.	Did not answer	6846	51.21	6798	51.45	150	1.21	165	1.41
C	Should be skipped	154	1.15	149	1.13	258	2.08	213	1.83
N	Didn't need hlth care service/equipmnt	5486	41.04	5400	40.87	10270	82.61	9937	85.16
1	Never	184	1.38	178	1.35	342	2.75	293	2.51
2	Sometimes	181	1.35	192	1.45	379	3.05	321	2.75
3	Usually	259	1.94	241	1.82	494	3.97	371	3.18
4	Always	259	1.94	256	1.94	539	4.34	369	3.16

		Weighted							
Value	Formatted Value	Q1		Q2		Q3		Q4	
		Count	Percent	Count	Percent	Count	Percent	Count	Percent
.	Did not answer	3742760	51.63	3766259	51.92	115229	1.59	132408	1.81
C	Should be skipped	107747	1.49	130369	1.80	219184	3.02	171335	2.34
N	Didn't need hlth care service/equipmnt	2857497	39.42	2816494	38.83	5815489	80.07	6111680	83.46
1	Never	104128	1.44	125617	1.73	242444	3.34	210155	2.87
2	Sometimes	88299	1.22	104345	1.44	213684	2.94	190993	2.61
3	Usually	164258	2.27	142913	1.97	297315	4.09	225580	3.08
4	Always	184081	2.54	167313	2.31	359782	4.95	280482	3.83

H09037 - In last year: looked for information from health plan on cost of prescription medications									
Unweighted									
Value	Formatted Value	Q1 Count	Q1 Percent	Q2 Count	Q2 Percent	Q3 Count	Q3 Percent	Q4 Count	Q4 Percent
.	Did not answer	6846	51.21	6792	51.40	134	1.08	144	1.23
1	Yes	1101	8.24	1089	8.24	2051	16.50	1804	15.46
2	No	5422	40.56	5333	40.36	10247	82.42	9721	83.31
Weighted									
Value	Formatted Value	Q1 Count	Q1 Percent	Q2 Count	Q2 Percent	Q3 Count	Q3 Percent	Q4 Count	Q4 Percent
.	Did not answer	3736319	51.54	3753686	51.75	95801	1.32	97880	1.34
1	Yes	759630	10.48	785619	10.83	1457503	20.07	1361747	18.60
2	No	2752820	37.98	2714005	37.42	5709824	78.61	5863004	80.07

H09038 - In last year: how often able to find out cost of prescription medications									
Unweighted									
Value	Formatted Value	Q1 Count	Q1 Percent	Q2 Count	Q2 Percent	Q3 Count	Q3 Percent	Q4 Count	Q4 Percent
.	Did not answer	6865	51.35	6819	51.60	189	1.52	195	1.67
C	Should be skipped	70	0.52	64	0.48	105	0.84	103	0.88
N	Didn't need prescription meds	5352	40.03	5269	39.87	10142	81.58	9618	82.42
1	Never	184	1.38	182	1.38	287	2.31	254	2.18
2	Sometimes	180	1.35	158	1.20	350	2.82	301	2.58
3	Usually	277	2.07	304	2.30	573	4.61	481	4.12
4	Always	441	3.30	418	3.16	786	6.32	717	6.14
Weighted									
Value	Formatted Value	Q1 Count	Q1 Percent	Q2 Count	Q2 Percent	Q3 Count	Q3 Percent	Q4 Count	Q4 Percent
.	Did not answer	3756547	51.82	3777374	52.08	149760	2.06	149419	2.04
C	Should be skipped	42888	0.59	42528	0.59	61059	0.84	71887	0.98
N	Didn't need prescription meds	2709932	37.38	2671477	36.83	5648765	77.77	5791117	79.09
1	Never	115712	1.60	137522	1.90	215771	2.97	186513	2.55
2	Sometimes	94132	1.30	89569	1.23	205350	2.83	194931	2.66
3	Usually	178712	2.47	189499	2.61	384192	5.29	311481	4.25
4	Always	350847	4.84	345341	4.76	598231	8.24	617284	8.43

H09039 - In last year: tried to get information or help from health plan's customer service									
Unweighted									
Value	Formatted Value	Q1 Count	Percent	Q2 Count	Percent	Q3 Count	Percent	Q4 Count	Percent
.	Did not answer	6847	51.22	6796	51.43	136	1.09	147	1.26
1	Yes	1866	13.96	1784	13.50	3443	27.69	3135	26.87
2	No	4656	34.83	4634	35.07	8853	71.21	8387	71.87
Weighted									
Value	Formatted Value	Q1 Count	Percent	Q2 Count	Percent	Q3 Count	Percent	Q4 Count	Percent
.	Did not answer	3740706	51.60	3748619	51.68	96322	1.33	94870	1.30
1	Yes	987819	13.63	948764	13.08	1886070	25.97	1910437	26.09
2	No	2520245	34.77	2555927	35.24	5280736	72.71	5317326	72.61

H09040 - In last year: how often did customer service give needed information or help									
Unweighted									
Value	Formatted Value	Q1 Count	Percent	Q2 Count	Percent	Q3 Count	Percent	Q4 Count	Percent
.	Did not answer	6917	51.74	6854	51.87	284	2.28	310	2.66
C	Should be skipped	183	1.37	187	1.42	200	1.61	161	1.38
N	Didn't call hlth plan's customer service	4473	33.46	4447	33.65	8653	69.60	8226	70.49
1	Never	147	1.10	137	1.04	239	1.92	232	1.99
2	Sometimes	363	2.72	365	2.76	653	5.25	572	4.90
3	Usually	499	3.73	519	3.93	980	7.88	890	7.63
4	Always	787	5.89	705	5.34	1423	11.45	1278	10.95
Weighted									
Value	Formatted Value	Q1 Count	Percent	Q2 Count	Percent	Q3 Count	Percent	Q4 Count	Percent
.	Did not answer	3798252	52.40	3802002	52.42	209597	2.89	243913	3.33
C	Should be skipped	149951	2.07	156293	2.15	186792	2.57	150645	2.06
N	Didn't call hlth plan's customer service	2370294	32.70	2399634	33.08	5093944	70.13	5166681	70.56
1	Never	70599	0.97	82980	1.14	141820	1.95	153927	2.10
2	Sometimes	166165	2.29	175613	2.42	317353	4.37	297165	4.06
3	Usually	229488	3.17	240101	3.31	494336	6.81	491118	6.71
4	Always	464022	6.40	396687	5.47	819286	11.28	819183	11.19

H09041 -

In last year: how often did customer service treat with courtesy and respect

		Unweighted							
Value	Formatted Value	Q1		Q2		Q3		Q4	
		Count	Percent	Count	Percent	Count	Percent	Count	Percent
.	Did not answer	6922	51.78	6841	51.77	238	1.91	277	2.37
C	Should be skipped	186	1.39	196	1.48	262	2.11	184	1.58
N	Didn't call hlth plan's customer service	4470	33.44	4438	33.59	8591	69.10	8203	70.30
1	Never	50	0.37	39	0.30	76	0.61	73	0.63
2	Sometimes	161	1.20	184	1.39	336	2.70	294	2.52
3	Usually	444	3.32	460	3.48	826	6.64	776	6.65
4	Always	1136	8.50	1056	7.99	2103	16.92	1862	15.96

		Weighted							
Value	Formatted Value	Q1		Q2		Q3		Q4	
		Count	Percent	Count	Percent	Count	Percent	Count	Percent
.	Did not answer	3800166	52.42	3783325	52.16	167643	2.31	213266	2.91
C	Should be skipped	149459	2.06	166599	2.30	230252	3.17	166647	2.28
N	Didn't call hlth plan's customer service	2370786	32.71	2389327	32.94	5050484	69.54	5150679	70.34
1	Never	17659	0.24	21870	0.30	36221	0.50	41788	0.57
2	Sometimes	63427	0.88	89746	1.24	160433	2.21	149454	2.04
3	Usually	210241	2.90	206331	2.84	404785	5.57	430304	5.88
4	Always	637032	8.79	596112	8.22	1213309	16.71	1170495	15.98

H09042 -

In last year: health plan gave forms to fill out

		Unweighted							
Value	Formatted Value	Q1		Q2		Q3		Q4	
		Count	Percent	Count	Percent	Count	Percent	Count	Percent
.	Did not answer	6864	51.34	6801	51.47	175	1.41	166	1.42
1	Yes	1890	14.14	1897	14.36	3612	29.05	3377	28.94
2	No	4615	34.52	4516	34.18	8645	69.54	8126	69.64

		Weighted							
Value	Formatted Value	Q1		Q2		Q3		Q4	
		Count	Percent	Count	Percent	Count	Percent	Count	Percent
.	Did not answer	3752096	51.76	3754873	51.77	125169	1.72	105038	1.43
1	Yes	907097	12.51	889324	12.26	1838289	25.31	1810720	24.73
2	No	2589577	35.72	2609113	35.97	5299669	72.97	5406875	73.84

H09043 -

In last year: how often forms from health plan were easy to fill out

		Unweighted							
Value	Formatted Value	Q1		Q2		Q3		Q4	
		Count	Percent	Count	Percent	Count	Percent	Count	Percent
.	Did not answer	6908	51.67	6824	51.64	227	1.83	232	1.99
C	Should be skipped	206	1.54	204	1.54	270	2.17	254	2.18
N	Didn't have experience with paperwork	4409	32.98	4312	32.63	8375	67.37	7872	67.46
1	Never	70	0.52	73	0.55	137	1.10	126	1.08
2	Sometimes	249	1.86	234	1.77	462	3.72	437	3.74
3	Usually	820	6.13	900	6.81	1586	12.76	1526	13.08
4	Always	707	5.29	667	5.05	1375	11.06	1222	10.47

		Weighted							
Value	Formatted Value	Q1		Q2		Q3		Q4	
		Count	Percent	Count	Percent	Count	Percent	Count	Percent
.	Did not answer	3786319	52.23	3774280	52.04	167025	2.30	157912	2.16
C	Should be skipped	172480	2.38	176349	2.43	216662	2.98	228443	3.12
N	Didn't have experience with paperwork	2417097	33.34	2432765	33.54	5083007	69.98	5178432	70.72
1	Never	33559	0.46	38886	0.54	72635	1.00	66191	0.90
2	Sometimes	110025	1.52	98133	1.35	218987	3.02	204670	2.80
3	Usually	380508	5.25	398554	5.49	755021	10.40	817809	11.17
4	Always	348781	4.81	334344	4.61	749791	10.32	669175	9.14

H09044 -

In last year: sent in any claims to your health plan

		Unweighted							
Value	Formatted Value	Q1		Q2		Q3		Q4	
		Count	Percent	Count	Percent	Count	Percent	Count	Percent
.	Did not answer	6858	51.30	6798	51.45	179	1.44	179	1.53
D	Don't know	1288	9.63	1273	9.63	2279	18.33	2187	18.74
1	Yes	2675	20.01	2606	19.72	5128	41.25	4826	41.36
2	No	2548	19.06	2537	19.20	4846	38.98	4477	38.37

		Weighted							
Value	Formatted Value	Q1		Q2		Q3		Q4	
		Count	Percent	Count	Percent	Count	Percent	Count	Percent
.	Did not answer	3731558	51.48	3740600	51.57	110119	1.52	110470	1.51
D	Don't know	619143	8.54	595820	8.21	1170505	16.12	1227976	16.77
1	Yes	1728600	23.85	1765774	24.34	3505173	48.26	3517172	48.03
2	No	1169470	16.13	1151116	15.87	2477330	34.11	2467015	33.69

H09045 -

In last year: how often health plan handled claims quickly

		Unweighted							
Value	Formatted Value	Q1		Q2		Q3		Q4	
		Count	Percent	Count	Percent	Count	Percent	Count	Percent
.	Did not answer	6897	51.59	6836	51.73	254	2.04	246	2.11
C	Should be skipped	213	1.59	157	1.19	183	1.47	193	1.65
D	Don't know	382	2.86	365	2.76	622	5.00	594	5.09
N	No claims sent for me in past year	3623	27.10	3653	27.64	6942	55.84	6471	55.45
1	Never	104	0.78	118	0.89	201	1.62	145	1.24
2	Sometimes	244	1.83	230	1.74	459	3.69	458	3.92
3	Usually	861	6.44	776	5.87	1529	12.30	1512	12.96
4	Always	1045	7.82	1079	8.17	2242	18.03	2050	17.57

		Weighted							
Value	Formatted Value	Q1		Q2		Q3		Q4	
		Count	Percent	Count	Percent	Count	Percent	Count	Percent
.	Did not answer	3766615	51.96	3786582	52.20	186328	2.57	179251	2.45
C	Should be skipped	119233	1.64	115470	1.59	126976	1.75	149763	2.05
D	Don't know	243863	3.36	234890	3.24	402479	5.54	420639	5.74
N	No claims sent for me in past year	1669379	23.03	1631466	22.49	3520858	48.48	3545228	48.41
1	Never	41290	0.57	60813	0.84	109552	1.51	75500	1.03
2	Sometimes	117640	1.62	114494	1.58	246247	3.39	267108	3.65
3	Usually	548934	7.57	536883	7.40	1034120	14.24	1105154	15.09
4	Always	741816	10.23	772712	10.65	1636566	22.53	1579991	21.58

H09046 -

In last year: how often health plan handled claims correctly

		Unweighted							
Value	Formatted Value	Q1		Q2		Q3		Q4	
		Count	Percent	Count	Percent	Count	Percent	Count	Percent
.	Did not answer	6909	51.68	6839	51.76	263	2.12	248	2.13
C	Should be skipped	217	1.62	149	1.13	175	1.41	189	1.62
D	Don't know	363	2.72	354	2.68	633	5.09	606	5.19
N	No claims sent for me in past year	3619	27.07	3661	27.71	6950	55.90	6475	55.49
1	Never	55	0.41	71	0.54	105	0.84	86	0.74
2	Sometimes	221	1.65	227	1.72	411	3.31	349	2.99
3	Usually	790	5.91	670	5.07	1365	10.98	1370	11.74
4	Always	1195	8.94	1243	9.41	2530	20.35	2346	20.10

		Weighted							
Value	Formatted Value	Q1		Q2		Q3		Q4	
		Count	Percent	Count	Percent	Count	Percent	Count	Percent
.	Did not answer	3775288	52.08	3787637	52.22	192311	2.65	178308	2.44
C	Should be skipped	129340	1.78	106096	1.46	116622	1.61	148275	2.02
D	Don't know	215409	2.97	213435	2.94	406550	5.60	425991	5.82
N	No claims sent for me in past year	1659272	22.89	1640840	22.62	3531213	48.62	3546716	48.43
1	Never	20840	0.29	40918	0.56	53796	0.74	42235	0.58
2	Sometimes	92311	1.27	104343	1.44	202509	2.79	177740	2.43
3	Usually	497894	6.87	430848	5.94	875641	12.06	983719	13.43
4	Always	858416	11.84	929192	12.81	1884485	25.95	1819648	24.85

**H09047 -
Rating of all experience with health plan**

Unweighted									
Value	Formatted Value	Q1 Count	Q1 Percent	Q2 Count	Q2 Percent	Q3 Count	Q3 Percent	Q4 Count	Q4 Percent
.	Did not answer	6938	51.90	6871	52.00	248	1.99	265	2.27
0	0	61	0.46	42	0.32	99	0.80	102	0.87
1	1	34	0.25	33	0.25	63	0.51	55	0.47
2	2	78	0.58	85	0.64	134	1.08	91	0.78
3	3	121	0.91	107	0.81	201	1.62	189	1.62
4	4	135	1.01	164	1.24	278	2.24	246	2.11
5	5	675	5.05	549	4.15	1062	8.54	1011	8.66
6	6	471	3.52	514	3.89	880	7.08	799	6.85
7	7	1019	7.62	997	7.55	1848	14.86	1768	15.15
8	8	1438	10.76	1452	10.99	2744	22.07	2585	22.15
9	9	1148	8.59	1092	8.26	2259	18.17	2123	18.19
10	10	1251	9.36	1308	9.90	2616	21.04	2435	20.87

Weighted									
Value	Formatted Value	Q1 Count	Q1 Percent	Q2 Count	Q2 Percent	Q3 Count	Q3 Percent	Q4 Count	Q4 Percent
.	Did not answer	3786614	52.24	3788068	52.23	151466	2.09	166818	2.28
0	0	25579	0.35	16389	0.23	41165	0.57	54459	0.74
1	1	11796	0.16	14541	0.20	28215	0.39	33642	0.46
2	2	38892	0.54	45552	0.63	67048	0.92	43408	0.59
3	3	56900	0.78	55503	0.77	104819	1.44	84862	1.16
4	4	55890	0.77	71203	0.98	136078	1.87	112330	1.53
5	5	283621	3.91	258344	3.56	549053	7.56	530964	7.25
6	6	205478	2.83	228103	3.14	408695	5.63	414158	5.66
7	7	432641	5.97	402098	5.54	864134	11.90	925126	12.63
8	8	737928	10.18	723014	9.97	1465998	20.18	1485933	20.29
9	9	645743	8.91	640308	8.83	1381853	19.03	1385669	18.92
10	10	967687	13.35	1010187	13.93	2064604	28.43	2085263	28.48

**H09048 -
Blood pressure: when last reading**

Unweighted									
Value	Formatted Value	Q1 Count	Q1 Percent	Q2 Count	Q2 Percent	Q3 Count	Q3 Percent	Q4 Count	Q4 Percent
.	Did not answer	329	2.46	267	2.02	328	2.64	202	1.73
1	More than 2 years ago	274	2.05	264	2.00	290	2.33	252	2.16
2	1 to 2 years ago	727	5.44	740	5.60	688	5.53	667	5.72
3	Less than 12 months ago	12039	90.05	11943	90.38	11126	89.49	10548	90.39

Weighted									
Value	Formatted Value	Q1 Count	Q1 Percent	Q2 Count	Q2 Percent	Q3 Count	Q3 Percent	Q4 Count	Q4 Percent
.	Did not answer	166737	2.30	125022	1.72	167746	2.31	113511	1.55
1	More than 2 years ago	155246	2.14	149897	2.07	177435	2.44	172712	2.36
2	1 to 2 years ago	365261	5.04	388262	5.35	368523	5.07	372972	5.09
3	Less than 12 months ago	6561526	90.52	6590129	90.86	6549424	90.17	6663437	91.00

H09049 -

Blood pressure: know if blood pressure is too high or not

Unweighted									
Value	Formatted Value	Q1 Count	Q1 Percent	Q2 Count	Q2 Percent	Q3 Count	Q3 Percent	Q4 Count	Q4 Percent
.	Did not answer	332	2.48	274	2.07	344	2.77	207	1.77
1	Yes, it's too high	2037	15.24	2136	16.16	1992	16.02	1838	15.75
2	No, it's not too high	10174	76.10	10034	75.93	9289	74.72	8927	76.50
3	Don't know	826	6.18	770	5.83	807	6.49	697	5.97
Weighted									
Value	Formatted Value	Q1 Count	Q1 Percent	Q2 Count	Q2 Percent	Q3 Count	Q3 Percent	Q4 Count	Q4 Percent
.	Did not answer	174143	2.40	137083	1.89	182635	2.51	120293	1.64
1	Yes, it's too high	1268738	17.50	1441164	19.87	1351226	18.60	1307541	17.86
2	No, it's not too high	5375437	74.16	5234998	72.17	5252026	72.31	5411818	73.91
3	Don't know	430452	5.94	440065	6.07	477240	6.57	482981	6.60

H09050 -

When did you last have a flu shot

Unweighted									
Value	Formatted Value	Q1 Count	Q1 Percent	Q2 Count	Q2 Percent	Q3 Count	Q3 Percent	Q4 Count	Q4 Percent
.	Did not answer	325	2.43	251	1.90	338	2.72	210	1.80
1	Never had a flu shot	1660	12.42	1557	11.78	1547	12.44	1447	12.40
2	More than 2 years ago	1665	12.45	1595	12.07	1618	13.01	1535	13.15
3	1 to 2 years ago	2293	17.15	1439	10.89	1213	9.76	1369	11.73
4	Less than 12 months ago	7426	55.55	8372	63.36	7716	62.07	7108	60.91
Weighted									
Value	Formatted Value	Q1 Count	Q1 Percent	Q2 Count	Q2 Percent	Q3 Count	Q3 Percent	Q4 Count	Q4 Percent
.	Did not answer	163421	2.25	107174	1.48	176426	2.43	109676	1.50
1	Never had a flu shot	992102	13.69	926617	12.78	966267	13.30	961099	13.13
2	More than 2 years ago	1013638	13.98	946326	13.05	1068656	14.71	997593	13.62
3	1 to 2 years ago	1233664	17.02	745459	10.28	717867	9.88	913441	12.47
4	Less than 12 months ago	3845946	53.06	4527734	62.42	4333911	59.67	4340823	59.28

H09051 - Smoked at least 100 cigarettes in life									
Unweighted									
Value	Formatted Value	Q1 Count	Percent	Q2 Count	Percent	Q3 Count	Percent	Q4 Count	Percent
.	Did not answer	306	2.29	254	1.92	319	2.57	195	1.67
D	Don't know	171	1.28	156	1.18	181	1.46	176	1.51
1	Yes	5040	37.70	5019	37.98	4569	36.75	4386	37.59
2	No	7852	58.73	7785	58.91	7363	59.23	6912	59.23
Weighted									
Value	Formatted Value	Q1 Count	Percent	Q2 Count	Percent	Q3 Count	Percent	Q4 Count	Percent
.	Did not answer	155244	2.14	114655	1.58	168864	2.32	106815	1.46
D	Don't know	90471	1.25	71483	0.99	90187	1.24	102010	1.39
1	Yes	3142496	43.35	3241230	44.69	3133469	43.14	3196239	43.65
2	No	3860559	53.26	3825941	52.75	3870608	53.29	3917568	53.50

H09052 - Smoke everyday, some days, or not at all									
Unweighted									
Value	Formatted Value	Q1 Count	Percent	Q2 Count	Percent	Q3 Count	Percent	Q4 Count	Percent
.	Did not answer	335	2.51	289	2.19	351	2.82	232	1.99
C	Should be skipped	722	5.40	649	4.91	701	5.64	673	5.77
D	Don't know	15	0.11	8	0.06	14	0.11	13	0.11
N	Valid skip	7301	54.61	7292	55.18	6843	55.04	6415	54.97
2	Not at all	3034	22.69	3096	23.43	2811	22.61	2675	22.92
3	Some days	610	4.56	640	4.84	515	4.14	530	4.54
4	Every day	1352	10.11	1240	9.38	1197	9.63	1131	9.69
Weighted									
Value	Formatted Value	Q1 Count	Percent	Q2 Count	Percent	Q3 Count	Percent	Q4 Count	Percent
.	Did not answer	182975	2.52	151638	2.09	207620	2.86	152747	2.09
C	Should be skipped	466132	6.43	430206	5.93	484709	6.67	462388	6.31
D	Don't know	8372	0.12	10140	0.14	9750	0.13	7696	0.11
N	Valid skip	3484897	48.08	3467217	47.80	3476085	47.86	3557190	48.58
2	Not at all	2019115	27.85	2146288	29.59	2083004	28.68	2036267	27.81
3	Some days	322268	4.45	316678	4.37	286225	3.94	317191	4.33
4	Every day	765010	10.55	731142	10.08	715735	9.85	789154	10.78

H09053 -

Last year: number of visits advised to quit smoking

		Unweighted							
Value	Formatted Value	Q1		Q2		Q3		Q4	
		Count	Percent	Count	Percent	Count	Percent	Count	Percent
.	Did not answer	374	2.80	326	2.47	353	2.84	249	2.13
C	Should be skipped	672	5.03	636	4.81	565	4.54	550	4.71
N	I had no visits/didn't smoke, lst 12 mo	10352	77.43	10360	78.40	9893	79.58	9320	79.87
1	None	493	3.69	490	3.71	370	2.98	357	3.06
2	1 visit	412	3.08	369	2.79	340	2.73	300	2.57
3	2 to 4 visits	679	5.08	691	5.23	606	4.87	581	4.98
4	5 to 9 visits	211	1.58	203	1.54	185	1.49	182	1.56
5	10 or more visits	176	1.32	139	1.05	120	0.97	130	1.11

		Weighted							
Value	Formatted Value	Q1		Q2		Q3		Q4	
		Count	Percent	Count	Percent	Count	Percent	Count	Percent
.	Did not answer	212715	2.93	172153	2.37	210657	2.90	158002	2.16
C	Should be skipped	595926	8.22	572612	7.89	497832	6.85	479772	6.55
N	I had no visits/didn't smoke, lst 12 mo	5363621	73.99	5470975	75.43	5607425	77.20	5649576	77.15
1	None	270488	3.73	308623	4.25	235567	3.24	238171	3.25
2	1 visit	224219	3.09	187570	2.59	192933	2.66	191785	2.62
3	2 to 4 visits	370795	5.12	348318	4.80	335737	4.62	386001	5.27
4	5 to 9 visits	128991	1.78	109205	1.51	109489	1.51	129582	1.77
5	10 or more visits	82014	1.13	83852	1.16	73487	1.01	89743	1.23

H09054 -

Last year: number of visits medication was recommended or discussed to assist with quitting smoking

		Unweighted							
Value	Formatted Value	Q1		Q2		Q3		Q4	
		Count	Percent	Count	Percent	Count	Percent	Count	Percent
.	Did not answer	376	2.81	329	2.49	365	2.94	248	2.13
C	Should be skipped	611	4.57	559	4.23	506	4.07	490	4.20
N	I had no visits/didn't smoke, lst 12 mo	10413	77.89	10437	78.98	9952	80.05	9380	80.38
1	None	1014	7.58	1005	7.61	801	6.44	768	6.58
2	1 visit	366	2.74	328	2.48	319	2.57	291	2.49
3	2 to 4 visits	401	3.00	407	3.08	365	2.94	359	3.08
4	5 to 9 visits	108	0.81	90	0.68	77	0.62	81	0.69
5	10 or more visits	80	0.60	59	0.45	47	0.38	52	0.45

		Weighted							
Value	Formatted Value	Q1		Q2		Q3		Q4	
		Count	Percent	Count	Percent	Count	Percent	Count	Percent
.	Did not answer	212070	2.93	173653	2.39	221337	3.05	155913	2.13
C	Should be skipped	549403	7.58	516700	7.12	434809	5.99	433215	5.92
N	I had no visits/didn't smoke, lst 12 mo	5410144	74.64	5526888	76.20	5670448	78.07	5696133	77.79
1	None	556443	7.68	578483	7.98	481053	6.62	530034	7.24
2	1 visit	211635	2.92	168316	2.32	185955	2.56	194353	2.65
3	2 to 4 visits	212219	2.93	207594	2.86	199361	2.74	236971	3.24
4	5 to 9 visits	61513	0.85	45597	0.63	38678	0.53	48091	0.66
5	10 or more visits	35343	0.49	36080	0.50	31486	0.43	27920	0.38

H09055 -

Last year: number of visits recommended or discussed methods and strategies to assist quitting smoking

		Unweighted							
Value	Formatted Value	Q1		Q2		Q3		Q4	
		Count	Percent	Count	Percent	Count	Percent	Count	Percent
.	Did not answer	384	2.87	331	2.50	363	2.92	249	2.13
C	Should be skipped	567	4.24	521	3.94	462	3.72	434	3.72
N	I had no visits/didn't smoke, lst 12 mo	10457	78.22	10475	79.27	9996	80.41	9436	80.86
1	None	1055	7.89	1031	7.80	838	6.74	783	6.71
2	1 visit	337	2.52	324	2.45	325	2.61	286	2.45
3	2 to 4 visits	395	2.95	385	2.91	336	2.70	349	2.99
4	5 to 9 visits	101	0.76	93	0.70	72	0.58	81	0.69
5	10 or more visits	73	0.55	54	0.41	40	0.32	51	0.44

		Weighted							
Value	Formatted Value	Q1		Q2		Q3		Q4	
		Count	Percent	Count	Percent	Count	Percent	Count	Percent
.	Did not answer	212376	2.93	175099	2.41	220076	3.03	161144	2.20
C	Should be skipped	507589	7.00	483018	6.66	400318	5.51	373311	5.10
N	I had no visits/didn't smoke, lst 12 mo	5451958	75.21	5560570	76.66	5704940	78.55	5756038	78.61
1	None	592373	8.17	604242	8.33	506494	6.97	548822	7.49
2	1 visit	192005	2.65	170583	2.35	195470	2.69	168117	2.30
3	2 to 4 visits	209656	2.89	179330	2.47	167613	2.31	233072	3.18
4	5 to 9 visits	52047	0.72	48164	0.66	39273	0.54	54902	0.75
5	10 or more visits	30765	0.42	32305	0.45	28944	0.40	27226	0.37

H09056 -

Are you male or female

		Unweighted							
Value	Formatted Value	Q1		Q2		Q3		Q4	
		Count	Percent	Count	Percent	Count	Percent	Count	Percent
.	Did not answer	324	2.42	269	2.04	312	2.51	199	1.71
1	Male	7084	52.99	7081	53.59	6419	51.63	5980	51.25
2	Female	5961	44.59	5864	44.38	5701	45.86	5490	47.05

		Weighted							
Value	Formatted Value	Q1		Q2		Q3		Q4	
		Count	Percent	Count	Percent	Count	Percent	Count	Percent
.	Did not answer	164985	2.28	119107	1.64	163879	2.26	106908	1.46
1	Male	3668959	50.61	3490555	48.12	3582059	49.32	3488919	47.65
2	Female	3414826	47.11	3643648	50.23	3517189	48.43	3726805	50.89

H09057 - Female: Last have a Pap smear test									
Unweighted									
Value	Formatted Value	Q1 Count	Q1 Percent	Q2 Count	Q2 Percent	Q3 Count	Q3 Percent	Q4 Count	Q4 Percent
.	Did not answer	301	2.25	173	1.31	164	1.32	164	1.41
C	Should be skipped	53	0.40	33	0.25	39	0.31	75	0.64
N	Valid skip	7246	54.20	7223	54.66	6591	53.02	6029	51.67
1	Never had a Pap smear test	138	1.03	175	1.32	162	1.30	131	1.12
2	5 or more years ago	322	2.41	355	2.69	350	2.82	332	2.85
3	More than 3 but less than 5 years ago	217	1.62	237	1.79	234	1.88	215	1.84
4	1 to 3 years ago	1455	10.88	1463	11.07	1410	11.34	1390	11.91
5	Within the last 12 months	3637	27.20	3555	26.90	3482	28.01	3333	28.56
Weighted									
Value	Formatted Value	Q1 Count	Q1 Percent	Q2 Count	Q2 Percent	Q3 Count	Q3 Percent	Q4 Count	Q4 Percent
.	Did not answer	251327	3.47	128186	1.77	99110	1.36	149462	2.04
C	Should be skipped	56685	0.78	25943	0.36	30421	0.42	57255	0.78
N	Valid skip	3711273	51.20	3527176	48.63	3664023	50.45	3488619	47.64
1	Never had a Pap smear test	82638	1.14	123319	1.70	108411	1.49	118179	1.61
2	5 or more years ago	299100	4.13	375213	5.17	372108	5.12	389757	5.32
3	More than 3 but less than 5 years ago	159084	2.19	201820	2.78	178019	2.45	178976	2.44
4	1 to 3 years ago	872621	12.04	906295	12.49	874755	12.04	925455	12.64
5	Within the last 12 months	1816040	25.05	1965357	27.10	1936280	26.66	2014928	27.52

H09058 - Female: Are you under age 40									
Unweighted									
Value	Formatted Value	Q1 Count	Q1 Percent	Q2 Count	Q2 Percent	Q3 Count	Q3 Percent	Q4 Count	Q4 Percent
C	Should be skipped	87	0.65	70	0.53	186	1.50	136	1.17
N	Valid skip	7212	53.95	7186	54.38	6444	51.83	5968	51.14
1	Yes	2746	20.54	2658	20.12	2566	20.64	2426	20.79
2	No	3324	24.86	3300	24.97	3236	26.03	3139	26.90
Weighted									
Value	Formatted Value	Q1 Count	Q1 Percent	Q2 Count	Q2 Percent	Q3 Count	Q3 Percent	Q4 Count	Q4 Percent
C	Should be skipped	82040	1.13	58473	0.81	183262	2.52	104211	1.42
N	Valid skip	3685918	50.85	3494646	48.18	3511181	48.34	3441664	47.00
1	Yes	1213059	16.73	1342172	18.50	1234506	17.00	1410332	19.26
2	No	2267753	31.28	2358019	32.51	2334177	32.14	2366426	32.32

H09059 -

Female: Last time breasts checked mammography

		Unweighted							
Value	Formatted Value	Q1		Q2		Q3		Q4	
		Count	Percent	Count	Percent	Count	Percent	Count	Percent
.	Did not answer	238	1.78	113	0.86	124	1.00	141	1.21
C	Should be skipped	148	1.11	155	1.17	142	1.14	114	0.98
N	Valid skip	9897	74.03	9759	73.85	9054	72.83	8416	72.12
1	Never had a mammogram	206	1.54	197	1.49	201	1.62	158	1.35
2	5 or more years ago	120	0.90	142	1.07	140	1.13	120	1.03
3	More than 2 less than 5 years ago	213	1.59	243	1.84	216	1.74	205	1.76
4	1 to 2 years ago	588	4.40	641	4.85	588	4.73	577	4.94
5	Within the last 12 months	1959	14.65	1964	14.86	1967	15.82	1938	16.61

		Weighted							
Value	Formatted Value	Q1		Q2		Q3		Q4	
		Count	Percent	Count	Percent	Count	Percent	Count	Percent
.	Did not answer	224104	3.09	96169	1.33	100631	1.39	139737	1.91
C	Should be skipped	113155	1.56	112667	1.55	102703	1.41	91283	1.25
N	Valid skip	4867862	67.15	4782624	65.94	4826247	66.45	4864923	66.44
1	Never had a mammogram	90057	1.24	102491	1.41	97606	1.34	98952	1.35
2	5 or more years ago	92504	1.28	126706	1.75	124435	1.71	120049	1.64
3	More than 2 less than 5 years ago	161554	2.23	202584	2.79	147577	2.03	147523	2.01
4	1 to 2 years ago	380552	5.25	445581	6.14	400270	5.51	399282	5.45
5	Within the last 12 months	1318981	18.20	1384487	19.09	1463659	20.15	1460883	19.95

H09060 -

Female: Been pregnant in last year or pregnant now

		Unweighted							
Value	Formatted Value	Q1		Q2		Q3		Q4	
		Count	Percent	Count	Percent	Count	Percent	Count	Percent
.	Did not answer	316	2.36	196	1.48	177	1.42	172	1.47
C	Should be skipped	31	0.23	15	0.11	31	0.25	39	0.33
N	Valid skip	7268	54.36	7241	54.80	6599	53.08	6065	51.98
1	Yes, currently pregnant	219	1.64	215	1.63	233	1.87	208	1.78
2	No, not currently pregnant but have been	480	3.59	464	3.51	373	3.00	378	3.24
3	No, not currently pregnant/have not been	5055	37.81	5083	38.47	5019	40.37	4807	41.19

		Weighted							
Value	Formatted Value	Q1		Q2		Q3		Q4	
		Count	Percent	Count	Percent	Count	Percent	Count	Percent
.	Did not answer	283658	3.91	171667	2.37	119406	1.64	177316	2.42
C	Should be skipped	30223	0.42	15156	0.21	27148	0.37	27572	0.38
N	Valid skip	3737735	51.56	3537963	48.78	3667295	50.49	3518303	48.05
1	Yes, currently pregnant	101033	1.39	98177	1.35	111509	1.54	121753	1.66
2	No, not currently pregnant but have been	200122	2.76	245854	3.39	192453	2.65	215626	2.94
3	No, not currently pregnant/have not been	2895999	39.95	3184492	43.90	3145316	43.31	3262063	44.55

H09061 - Female: In what trimester is your pregnancy									
Unweighted									
Value	Formatted Value	Q1 Count	Percent	Q2 Count	Percent	Q3 Count	Percent	Q4 Count	Percent
.	Did not answer	317	2.37	197	1.49	180	1.45	175	1.50
C	Should be skipped	14	0.10	12	0.09	11	0.09	11	0.09
N	Valid skip	12820	95.89	12791	96.80	12011	96.61	11278	96.65
1	First trimester	46	0.34	45	0.34	58	0.47	45	0.39
2	Second trimester	85	0.64	88	0.67	94	0.76	76	0.65
3	Third trimester	87	0.65	81	0.61	78	0.63	84	0.72
Weighted									
Value	Formatted Value	Q1 Count	Percent	Q2 Count	Percent	Q3 Count	Percent	Q4 Count	Percent
.	Did not answer	286638	3.95	174434	2.40	122006	1.68	178991	2.44
C	Should be skipped	8081	0.11	8538	0.12	11731	0.16	7302	0.10
N	Valid skip	6855998	94.58	6974928	96.16	7020482	96.66	7016261	95.82
1	First trimester	19824	0.27	21623	0.30	25494	0.35	31999	0.44
2	Second trimester	37659	0.52	37994	0.52	44038	0.61	38229	0.52
3	Third trimester	40570	0.56	35794	0.49	39378	0.54	49850	0.68

H09062 - Female: Trimester first received prenatal care									
Unweighted									
Value	Formatted Value	Q1 Count	Percent	Q2 Count	Percent	Q3 Count	Percent	Q4 Count	Percent
.	Did not answer	429	3.21	226	1.71	193	1.55	186	1.59
C	Should be skipped	47	0.35	35	0.26	49	0.39	42	0.36
N	Valid skip	12353	92.40	12349	93.45	11658	93.77	10914	93.53
1	Did not receive prenatal care	28	0.21	40	0.30	29	0.23	22	0.19
2	Third trimester	3	0.02	1	0.01	2	0.02	1	0.01
3	Second trimester	37	0.28	39	0.30	51	0.41	40	0.34
4	First trimester	472	3.53	524	3.97	450	3.62	464	3.98
Weighted									
Value	Formatted Value	Q1 Count	Percent	Q2 Count	Percent	Q3 Count	Percent	Q4 Count	Percent
.	Did not answer	332263	4.58	207238	2.86	138075	1.90	186734	2.55
C	Should be skipped	38532	0.53	21676	0.30	44420	0.61	34383	0.47
N	Valid skip	6645250	91.67	6737558	92.89	6820834	93.91	6805554	92.94
1	Did not receive prenatal care	12118	0.17	18240	0.25	15061	0.21	12963	0.18
2	Third trimester	383	0.01	523	0.01	317	0.00	2588	0.04
3	Second trimester	17405	0.24	24364	0.34	29153	0.40	19355	0.26
4	First trimester	202819	2.80	243712	3.36	215267	2.96	261056	3.57

H09063 - In general how would you rate your overall health									
Unweighted									
Value	Formatted Value	Q1 Count	Q1 Percent	Q2 Count	Q2 Percent	Q3 Count	Q3 Percent	Q4 Count	Q4 Percent
.	Did not answer	413	3.09	290	2.19	321	2.58	236	2.02
1	Poor	172	1.29	182	1.38	202	1.62	181	1.55
2	Fair	1106	8.27	1112	8.42	1068	8.59	1007	8.63
3	Good	3831	28.66	3779	28.60	3798	30.55	3406	29.19
4	Very Good	5087	38.05	5175	39.16	4731	38.06	4533	38.85
5	Excellent	2760	20.64	2676	20.25	2312	18.60	2306	19.76
Weighted									
Value	Formatted Value	Q1 Count	Q1 Percent	Q2 Count	Q2 Percent	Q3 Count	Q3 Percent	Q4 Count	Q4 Percent
.	Did not answer	198743	2.74	134820	1.86	160756	2.21	142818	1.95
1	Poor	132530	1.83	151085	2.08	172119	2.37	132612	1.81
2	Fair	809129	11.16	748183	10.32	793214	10.92	784196	10.71
3	Good	2122761	29.28	2316672	31.94	2315893	31.89	2361892	32.25
4	Very Good	2629899	36.28	2660860	36.68	2610096	35.94	2687596	36.70
5	Excellent	1355708	18.70	1241689	17.12	1211048	16.67	1213518	16.57

H09064 - Limited in any way in any activities because of any impairment or health problem									
Unweighted									
Value	Formatted Value	Q1 Count	Q1 Percent	Q2 Count	Q2 Percent	Q3 Count	Q3 Percent	Q4 Count	Q4 Percent
.	Did not answer	458	3.43	321	2.43	361	2.90	240	2.06
1	Yes	3773	28.22	3642	27.56	3603	28.98	3325	28.49
2	No	9138	68.35	9251	70.01	8468	68.11	8104	69.45
Weighted									
Value	Formatted Value	Q1 Count	Q1 Percent	Q2 Count	Q2 Percent	Q3 Count	Q3 Percent	Q4 Count	Q4 Percent
.	Did not answer	240742	3.32	159878	2.20	194492	2.68	144610	1.97
1	Yes	2365686	32.64	2333983	32.18	2485227	34.22	2403046	32.82
2	No	4642342	64.04	4759449	65.62	4583409	63.11	4774976	65.21

H09065 - In last year: seen doctor or other health provider 3 or more times for same condition or problem									
Unweighted									
Value	Formatted Value	Q1 Count	Percent	Q2 Count	Percent	Q3 Count	Percent	Q4 Count	Percent
.	Did not answer	6931	51.84	6854	51.87	335	2.69	217	1.86
1	Yes	2779	20.79	2672	20.22	5128	41.25	4840	41.48
2	No	3659	27.37	3688	27.91	6969	56.06	6612	56.66
Weighted									
Value	Formatted Value	Q1 Count	Percent	Q2 Count	Percent	Q3 Count	Percent	Q4 Count	Percent
.	Did not answer	3790097	52.29	3795274	52.32	190095	2.62	122982	1.68
1	Yes	1618555	22.33	1623412	22.38	3278663	45.14	3330949	45.49
2	No	1840118	25.39	1834623	25.29	3794369	52.24	3868701	52.83

H09066 - Condition lasted for at least 3 months									
Unweighted									
Value	Formatted Value	Q1 Count	Percent	Q2 Count	Percent	Q3 Count	Percent	Q4 Count	Percent
.	Did not answer	6987	52.26	6927	52.42	448	3.60	306	2.62
N	Valid skip	3659	27.37	3688	27.91	6969	56.06	6612	56.66
1	Yes	2243	16.78	2132	16.13	4204	33.82	3887	33.31
2	No	480	3.59	467	3.53	811	6.52	864	7.40
Weighted									
Value	Formatted Value	Q1 Count	Percent	Q2 Count	Percent	Q3 Count	Percent	Q4 Count	Percent
.	Did not answer	3836380	52.92	3873998	53.41	303116	4.17	215576	2.94
N	Valid skip	1840118	25.39	1834623	25.29	3794369	52.24	3868701	52.83
1	Yes	1307118	18.03	1296212	17.87	2700917	37.19	2715774	37.09
2	No	265154	3.66	248477	3.43	464726	6.40	522581	7.14

H09067 - Need to take medicine prescribed by a doctor									
Unweighted									
Value	Formatted Value	Q1 Count	Percent	Q2 Count	Percent	Q3 Count	Percent	Q4 Count	Percent
.	Did not answer	6931	51.84	6855	51.88	346	2.78	233	2.00
1	Yes	3523	26.35	3465	26.22	6767	54.43	6469	55.44
2	No	2915	21.80	2894	21.90	5319	42.78	4967	42.57
Weighted									
Value	Formatted Value	Q1 Count	Percent	Q2 Count	Percent	Q3 Count	Percent	Q4 Count	Percent
.	Did not answer	3789904	52.28	3796857	52.35	201147	2.77	136540	1.86
1	Yes	2192206	30.24	2205203	30.40	4650811	64.03	4667987	63.75
2	No	1266660	17.47	1251250	17.25	2411169	33.20	2518105	34.39

H09068 - Medicine to treat condition that has lasted for at least 3 months									
Unweighted									
Value	Formatted Value	Q1 Count	Percent	Q2 Count	Percent	Q3 Count	Percent	Q4 Count	Percent
.	Did not answer	7003	52.38	6937	52.50	494	3.97	388	3.33
N	Valid skip	2915	21.80	2894	21.90	5319	42.78	4967	42.57
1	Yes	3146	23.53	3094	23.41	6053	48.69	5739	49.18
2	No	305	2.28	289	2.19	566	4.55	575	4.93
Weighted									
Value	Formatted Value	Q1 Count	Percent	Q2 Count	Percent	Q3 Count	Percent	Q4 Count	Percent
.	Did not answer	3844542	53.04	3875086	53.43	337619	4.65	297202	4.06
N	Valid skip	1266660	17.47	1251250	17.25	2411169	33.20	2518105	34.39
1	Yes	1988798	27.44	1984240	27.36	4228446	58.22	4158997	56.80
2	No	148770	2.05	142733	1.97	285893	3.94	348328	4.76

H09069F - Feet portion of height without shoes									
Unweighted									
Value	Formatted Value	Q1 Count	Percent	Q2 Count	Percent	Q3 Count	Percent	Q4 Count	Percent
.	Did not answer	527	3.94	367	2.78	453	3.64	281	2.41
O	Out of range error	8	0.06	6	0.05	14	0.11	9	0.08
2	2	13	0.10	9	0.07	7	0.06	11	0.09
3	3	9	0.07	11	0.08	5	0.04	11	0.09
4	4	210	1.57	161	1.22	158	1.27	170	1.46
5	5	10297	77.02	10317	78.08	9625	77.42	9190	78.76
6	6	2291	17.14	2332	17.65	2159	17.37	1990	17.05
7	7	14	0.10	11	0.08	11	0.09	7	0.06
Weighted									
Value	Formatted Value	Q1 Count	Percent	Q2 Count	Percent	Q3 Count	Percent	Q4 Count	Percent
.	Did not answer	307319	4.24	231184	3.19	285323	3.93	196794	2.69
O	Out of range error	5347	0.07	4754	0.07	18690	0.26	9451	0.13
2	2	12532	0.17	8111	0.11	7392	0.10	13619	0.19
3	3	7011	0.10	5029	0.07	2468	0.03	9788	0.13
4	4	151913	2.10	129650	1.79	117545	1.62	122054	1.67
5	5	5666578	78.17	5792393	79.86	5682379	78.24	5866895	80.12
6	6	1087716	15.01	1074102	14.81	1138745	15.68	1098664	15.00
7	7	10353	0.14	8087	0.11	10586	0.15	5368	0.07

H09069I - Inches portion of height without shoes									
Unweighted									
Value	Formatted Value	Q1 Count	Percent	Q2 Count	Percent	Q3 Count	Percent	Q4 Count	Percent
.	Did not answer	670	5.01	479	3.62	583	4.69	383	3.28
0	0	1035	7.74	1029	7.79	965	7.76	980	8.40
1	1	942	7.05	937	7.09	837	6.73	776	6.65
2	2	1105	8.27	1188	8.99	1059	8.52	1025	8.78
3	3	937	7.01	927	7.02	916	7.37	863	7.40
4	4	1067	7.98	1091	8.26	1086	8.74	1041	8.92
5	5	976	7.30	956	7.23	912	7.34	783	6.71
6	6	1160	8.68	1122	8.49	1080	8.69	1087	9.32
7	7	1085	8.12	1121	8.48	1019	8.20	929	7.96
8	8	1014	7.58	1068	8.08	972	7.82	941	8.06
9	9	1092	8.17	1063	8.04	997	8.02	990	8.48
10	10	1197	8.95	1186	8.98	1088	8.75	976	8.36
11	11	1089	8.15	1047	7.92	918	7.38	895	7.67

		Weighted							
Value	Formatted Value	Q1		Q2		Q3		Q4	
		Count	Percent	Count	Percent	Count	Percent	Count	Percent
.	Did not answer	418661	5.78	315231	4.35	389940	5.37	278947	3.81
0	0	530331	7.32	539710	7.44	564002	7.77	549315	7.50
1	1	468910	6.47	505093	6.96	478041	6.58	487169	6.65
2	2	616600	8.51	686029	9.46	609142	8.39	695084	9.49
3	3	530564	7.32	551883	7.61	570680	7.86	564675	7.71
4	4	600828	8.29	626134	8.63	633880	8.73	683785	9.34
5	5	549492	7.58	543747	7.50	537761	7.40	542443	7.41
6	6	636109	8.78	641482	8.84	661435	9.11	720246	9.84
7	7	618037	8.53	592042	8.16	571306	7.87	547768	7.48
8	8	531074	7.33	608767	8.39	569383	7.84	583361	7.97
9	9	566855	7.82	520346	7.17	556737	7.67	572619	7.82
10	10	618632	8.53	611920	8.44	631734	8.70	588057	8.03
11	11	562676	7.76	510927	7.04	489086	6.73	509165	6.95

H09070 -
Weight without shoes in pounds

		Unweighted							
Value	Formatted Value	Q1		Q2		Q3		Q4	
		Count	Percent	Count	Percent	Count	Percent	Count	Percent
.	Did not answer	557	4.17	434	3.28	482	3.88	311	2.67
O	Out of range error	15	0.11	31	0.23	22	0.18	28	0.24
40	40	2	0.02	2	0.02
41	41	2	0.01
42	42	1	0.01
45	45	1	0.01	.	.
46	46	1	0.01
47	47	.	.	1	0.01
50	50	.	.	2	0.02
54	54	1	0.01
55	55	1	0.01	.	.
56	56	1	0.01
58	58	.	.	2	0.02
60	60	2	0.01
61	61	1	0.01
62	62	1	0.01	1	0.01	1	0.01	.	.
65	65	.	.	1	0.01	2	0.02	1	0.01
67	67	2	0.02
68	68	1	0.01	.	.
73	73	1	0.01
75	75	1	0.01	1	0.01
76	76	1	0.01	.	.
79	79	1	0.01	.	.
80	80	4	0.03	3	0.02	1	0.01	2	0.02
81	81	.	.	2	0.02
82	82	1	0.01	.	.	1	0.01	.	.
83	83	.	.	1	0.01	.	.	1	0.01
84	84	1	0.01
85	85	2	0.01	2	0.02	1	0.01	4	0.03
86	86	1	0.01
87	87	1	0.01	.	.	1	0.01	.	.
88	88	.	.	1	0.01	.	.	1	0.01
89	89	2	0.01	1	0.01	1	0.01	1	0.01
90	90	6	0.04	5	0.04	4	0.03	9	0.08
91	91	1	0.01	3	0.03
92	92	2	0.01	2	0.02
93	93	.	.	2	0.02	2	0.02	3	0.03
94	94	5	0.04	4	0.03	2	0.02	4	0.03
95	95	12	0.09	10	0.08	15	0.12	7	0.06

2009 HEALTH CARE SURVEY OF DOD BENEFICIARIES – FINAL

96	96	4	0.03	4	0.03	2	0.02	3	0.03
97	97	7	0.05	5	0.04	4	0.03	4	0.03
98	98	12	0.09	14	0.11	14	0.11	6	0.05
99	99	4	0.03	5	0.04	3	0.02	1	0.01
100	100	38	0.28	26	0.20	25	0.20	28	0.24
101	101	2	0.01	6	0.05	6	0.05	.	.
102	102	16	0.12	9	0.07	12	0.10	10	0.09
103	103	5	0.04	10	0.08	9	0.07	9	0.08
104	104	15	0.11	10	0.08	5	0.04	14	0.12
105	105	54	0.40	48	0.36	41	0.33	42	0.36
106	106	18	0.13	16	0.12	19	0.15	14	0.12
107	107	12	0.09	18	0.14	18	0.14	13	0.11
108	108	20	0.15	17	0.13	21	0.17	17	0.15
109	109	11	0.08	6	0.05	9	0.07	12	0.10
110	110	109	0.82	97	0.73	81	0.65	120	1.03
111	111	8	0.06	11	0.08	8	0.06	11	0.09
112	112	44	0.33	25	0.19	31	0.25	33	0.28
113	113	18	0.13	23	0.17	30	0.24	18	0.15
114	114	25	0.19	17	0.13	15	0.12	20	0.17
115	115	113	0.85	99	0.75	103	0.83	107	0.92
116	116	22	0.16	23	0.17	27	0.22	21	0.18
117	117	40	0.30	28	0.21	27	0.22	16	0.14
118	118	44	0.33	45	0.34	56	0.45	56	0.48
119	119	13	0.10	15	0.11	11	0.09	13	0.11
120	120	186	1.39	200	1.51	173	1.39	193	1.65
121	121	19	0.14	20	0.15	15	0.12	16	0.14
122	122	32	0.24	41	0.31	38	0.31	48	0.41
123	123	36	0.27	36	0.27	29	0.23	30	0.26
124	124	35	0.26	30	0.23	32	0.26	38	0.33
125	125	194	1.45	189	1.43	196	1.58	193	1.65
126	126	37	0.28	28	0.21	31	0.25	40	0.34
127	127	48	0.36	36	0.27	50	0.40	32	0.27
128	128	67	0.50	67	0.51	68	0.55	74	0.63
129	129	25	0.19	26	0.20	19	0.15	19	0.16
130	130	287	2.15	262	1.98	257	2.07	260	2.23
131	131	21	0.16	20	0.15	15	0.12	13	0.11
132	132	63	0.47	54	0.41	44	0.35	54	0.46
133	133	33	0.25	38	0.29	37	0.30	34	0.29
134	134	35	0.26	40	0.30	34	0.27	35	0.30
135	135	259	1.94	261	1.98	234	1.88	215	1.84
136	136	47	0.35	34	0.26	34	0.27	42	0.36
137	137	39	0.29	51	0.39	43	0.35	31	0.27
138	138	73	0.55	83	0.63	79	0.64	60	0.51
139	139	23	0.17	28	0.21	29	0.23	27	0.23
140	140	326	2.44	336	2.54	311	2.50	297	2.55
141	141	24	0.18	26	0.20	15	0.12	16	0.14
142	142	69	0.52	70	0.53	53	0.43	60	0.51
143	143	47	0.35	55	0.42	54	0.43	38	0.33
144	144	39	0.29	41	0.31	35	0.28	28	0.24
145	145	278	2.08	315	2.38	307	2.47	265	2.27
146	146	44	0.33	40	0.30	33	0.27	42	0.36
147	147	52	0.39	50	0.38	39	0.31	50	0.43
148	148	82	0.61	72	0.54	60	0.48	71	0.61
149	149	35	0.26	36	0.27	27	0.22	25	0.21
150	150	416	3.11	387	2.93	401	3.23	352	3.02
151	151	23	0.17	20	0.15	29	0.23	19	0.16
152	152	66	0.49	59	0.45	53	0.43	56	0.48
153	153	68	0.51	53	0.40	52	0.42	53	0.45
154	154	49	0.37	47	0.36	54	0.43	48	0.41
155	155	292	2.18	332	2.51	290	2.33	273	2.34
156	156	43	0.32	62	0.47	46	0.37	48	0.41
157	157	54	0.40	42	0.32	54	0.43	45	0.39
158	158	85	0.64	91	0.69	83	0.67	83	0.71
159	159	28	0.21	25	0.19	33	0.27	30	0.26
160	160	424	3.17	394	2.98	381	3.06	371	3.18
161	161	40	0.30	29	0.22	26	0.21	31	0.27
162	162	75	0.56	74	0.56	79	0.64	66	0.57
163	163	61	0.46	64	0.48	49	0.39	64	0.55
164	164	50	0.37	48	0.36	43	0.35	39	0.33
165	165	437	3.27	400	3.03	373	3.00	356	3.05
166	166	41	0.31	24	0.18	30	0.24	22	0.19
167	167	54	0.40	59	0.45	43	0.35	48	0.41

2009 HEALTH CARE SURVEY OF DOD BENEFICIARIES – FINAL

168	168	101	0.76	87	0.66	103	0.83	94	0.81
169	169	44	0.33	40	0.30	28	0.23	35	0.30
170	170	430	3.22	457	3.46	385	3.10	377	3.23
171	171	32	0.24	32	0.24	15	0.12	18	0.15
172	172	96	0.72	82	0.62	64	0.51	68	0.58
173	173	63	0.47	48	0.36	56	0.45	46	0.39
174	174	53	0.40	54	0.41	66	0.53	56	0.48
175	175	402	3.01	396	3.00	396	3.19	361	3.09
176	176	50	0.37	53	0.40	49	0.39	51	0.44
177	177	39	0.29	37	0.28	44	0.35	36	0.31
178	178	126	0.94	109	0.82	113	0.91	93	0.80
179	179	49	0.37	41	0.31	40	0.32	38	0.33
180	180	518	3.87	489	3.70	474	3.81	421	3.61
181	181	41	0.31	25	0.19	32	0.26	20	0.17
182	182	60	0.45	82	0.62	68	0.55	68	0.58
183	183	62	0.46	56	0.42	49	0.39	65	0.56
184	184	52	0.39	62	0.47	50	0.40	49	0.42
185	185	399	2.98	460	3.48	388	3.12	337	2.89
186	186	60	0.45	57	0.43	46	0.37	56	0.48
187	187	66	0.49	63	0.48	56	0.45	69	0.59
188	188	71	0.53	77	0.58	79	0.64	73	0.63
189	189	66	0.49	55	0.42	51	0.41	39	0.33
190	190	431	3.22	428	3.24	384	3.09	327	2.80
191	191	22	0.16	21	0.16	23	0.19	29	0.25
192	192	64	0.48	58	0.44	72	0.58	47	0.40
193	193	26	0.19	38	0.29	30	0.24	40	0.34
194	194	54	0.40	47	0.36	42	0.34	42	0.36
195	195	293	2.19	274	2.07	273	2.20	245	2.10
196	196	55	0.41	54	0.41	46	0.37	45	0.39
197	197	40	0.30	47	0.36	60	0.48	48	0.41
198	198	105	0.79	89	0.67	68	0.55	86	0.74
199	199	27	0.20	36	0.27	20	0.16	27	0.23
200	200	416	3.11	423	3.20	390	3.14	354	3.03
201	201	26	0.19	20	0.15	24	0.19	31	0.27
202	202	34	0.25	34	0.26	40	0.32	35	0.30
203	203	40	0.30	35	0.26	36	0.29	41	0.35
204	204	43	0.32	38	0.29	37	0.30	28	0.24
205	205	211	1.58	231	1.75	191	1.54	185	1.59
206	206	30	0.22	26	0.20	26	0.21	34	0.29
207	207	20	0.15	27	0.20	24	0.19	29	0.25
208	208	42	0.31	50	0.38	32	0.26	34	0.29
209	209	19	0.14	24	0.18	19	0.15	20	0.17
210	210	327	2.45	294	2.22	264	2.12	253	2.17
211	211	17	0.13	12	0.09	9	0.07	18	0.15
212	212	42	0.31	50	0.38	41	0.33	45	0.39
213	213	29	0.22	16	0.12	22	0.18	21	0.18
214	214	28	0.21	16	0.12	28	0.23	27	0.23
215	215	187	1.40	227	1.72	184	1.48	188	1.61
216	216	16	0.12	19	0.14	23	0.19	27	0.23
217	217	16	0.12	22	0.17	18	0.14	11	0.09
218	218	33	0.25	37	0.28	31	0.25	39	0.33
219	219	9	0.07	19	0.14	14	0.11	10	0.09
220	220	261	1.95	282	2.13	236	1.90	214	1.83
221	221	10	0.07	7	0.05	17	0.14	16	0.14
222	222	22	0.16	17	0.13	21	0.17	26	0.22
223	223	18	0.13	24	0.18	28	0.23	22	0.19
224	224	12	0.09	16	0.12	12	0.10	22	0.19
225	225	163	1.22	149	1.13	144	1.16	142	1.22
226	226	14	0.10	12	0.09	11	0.09	13	0.11
227	227	12	0.09	18	0.14	15	0.12	6	0.05
228	228	25	0.19	27	0.20	24	0.19	23	0.20
229	229	10	0.07	12	0.09	6	0.05	9	0.08
230	230	167	1.25	190	1.44	176	1.42	168	1.44
231	231	3	0.02	11	0.08	6	0.05	6	0.05
232	232	17	0.13	16	0.12	12	0.10	12	0.10
233	233	12	0.09	8	0.06	7	0.06	4	0.03
234	234	12	0.09	11	0.08	13	0.10	12	0.10
235	235	108	0.81	98	0.74	95	0.76	79	0.68
236	236	10	0.07	12	0.09	9	0.07	9	0.08
237	237	15	0.11	15	0.11	8	0.06	6	0.05
238	238	17	0.13	19	0.14	19	0.15	16	0.14
239	239	4	0.03	6	0.05	2	0.02	5	0.04

2009 HEALTH CARE SURVEY OF DOD BENEFICIARIES – FINAL

240	240	126	0.94	124	0.94	131	1.05	117	1.00
241	241	4	0.03	6	0.05	5	0.04	5	0.04
242	242	8	0.06	13	0.10	12	0.10	14	0.12
243	243	3	0.02	11	0.08	9	0.07	6	0.05
244	244	9	0.07	9	0.07	5	0.04	11	0.09
245	245	71	0.53	67	0.51	84	0.68	58	0.50
246	246	6	0.04	6	0.05	5	0.04	10	0.09
247	247	2	0.01	6	0.05	13	0.10	3	0.03
248	248	9	0.07	7	0.05	17	0.14	13	0.11
249	249	2	0.01	2	0.02	3	0.02	1	0.01
250	250	100	0.75	125	0.95	123	0.99	95	0.81
251	251	2	0.01	.	.	1	0.01	2	0.02
252	252	7	0.05	8	0.06	11	0.09	2	0.02
253	253	6	0.04	14	0.11	7	0.06	4	0.03
254	254	5	0.04	5	0.04	7	0.06	12	0.10
255	255	39	0.29	39	0.30	32	0.26	34	0.29
256	256	6	0.04	4	0.03	10	0.08	5	0.04
257	257	.	.	4	0.03	5	0.04	5	0.04
258	258	9	0.07	5	0.04	5	0.04	2	0.02
259	259	2	0.01	3	0.02	3	0.02	4	0.03
260	260	56	0.42	68	0.51	61	0.49	48	0.41
261	261	1	0.01	2	0.02	2	0.02	2	0.02
262	262	6	0.04	4	0.03	8	0.06	2	0.02
263	263	2	0.01	6	0.05	3	0.02	6	0.05
264	264	2	0.01	2	0.02	5	0.04	1	0.01
265	265	32	0.24	42	0.32	27	0.22	23	0.20
266	266	3	0.02	2	0.02	4	0.03	3	0.03
267	267	3	0.02	6	0.05	1	0.01	4	0.03
268	268	7	0.05	9	0.07	4	0.03	6	0.05
269	269	1	0.01	5	0.04	.	.	1	0.01
270	270	36	0.27	28	0.21	30	0.24	24	0.21
271	271	2	0.01	.	.	1	0.01	1	0.01
272	272	2	0.01	2	0.02	6	0.05	1	0.01
273	273	.	.	4	0.03	2	0.02	1	0.01
274	274	3	0.02	2	0.02	5	0.04	1	0.01
275	275	11	0.08	26	0.20	21	0.17	16	0.14
276	276	2	0.01	1	0.01	2	0.02	3	0.03
277	277	4	0.03	.	.	2	0.02	2	0.02
278	278	3	0.02	6	0.05	2	0.02	3	0.03
279	279	4	0.03	1	0.01	4	0.03	1	0.01
280	280	28	0.21	19	0.14	22	0.18	32	0.27
281	281	.	.	1	0.01
282	282	1	0.01	3	0.02	4	0.03	1	0.01
283	283	4	0.03	2	0.02	1	0.01	3	0.03
284	284	5	0.04	.	.	3	0.02	2	0.02
285	285	13	0.10	11	0.08	6	0.05	13	0.11
286	286	1	0.01	2	0.02	1	0.01	1	0.01
287	287	3	0.02	2	0.02	3	0.02	.	.
288	288	2	0.01	5	0.04	3	0.02	3	0.03
289	289	1	0.01	1	0.01	2	0.02	2	0.02
290	290	15	0.11	18	0.14	16	0.13	18	0.15
291	291	1	0.01	1	0.01
292	292	4	0.03	1	0.01	.	.	2	0.02
293	293	2	0.01	1	0.01	1	0.01	2	0.02
294	294	1	0.01	.	.	1	0.01	.	.
295	295	4	0.03	8	0.06	4	0.03	7	0.06
296	296	1	0.01	2	0.02	1	0.01	.	.
298	298	1	0.01	1	0.01	4	0.03	2	0.02
299	299	1	0.01	.	.	1	0.01	.	.
300	300	10	0.07	16	0.12	8	0.06	19	0.16
301	301	1	0.01
303	303	.	.	1	0.01	1	0.01	1	0.01
304	304	1	0.01	1	0.01	2	0.02	1	0.01
305	305	3	0.02	1	0.01	3	0.02	2	0.02
307	307	1	0.01
308	308	1	0.01	.	.	1	0.01	.	.
309	309	1	0.01	.	.	2	0.02	2	0.02
310	310	14	0.10	3	0.02	8	0.06	3	0.03
311	311	1	0.01
313	313	2	0.01	.	.	1	0.01	.	.
315	315	4	0.03	1	0.01	2	0.02	1	0.01
316	316	1	0.01	.	.	1	0.01	.	.

318	318	.	.	1	0.01	3	0.02	.	.
319	319	1	0.01
320	320	5	0.04	4	0.03	5	0.04	2	0.02
322	322	1	0.01
323	323	1	0.01	1	0.01	1	0.01	.	.
324	324	1	0.01	.	.
325	325	2	0.01	1	0.01	.	.	3	0.03
326	326	.	.	1	0.01
328	328	1	0.01	1	0.01
329	329	.	.	1	0.01	1	0.01	.	.
330	330	1	0.01	5	0.04	2	0.02	4	0.03
333	333	1	0.01
335	335	.	.	2	0.02	1	0.01	1	0.01
336	336	1	0.01
337	337	1	0.01	.	.
338	338	.	.	1	0.01
339	339	1	0.01
340	340	1	0.01	3	0.02	2	0.02	1	0.01
343	343	1	0.01	1	0.01
345	345	1	0.01	.	.	2	0.02	1	0.01
346	346	1	0.01
350	350	3	0.02	4	0.03	7	0.06	3	0.03
354	354	.	.	1	0.01
355	355	1	0.01
360	360	1	0.01	2	0.02
362	362	.	.	1	0.01
364	364	.	.	1	0.01	.	.	1	0.01
365	365	.	.	1	0.01	2	0.02	.	.
366	366	1	0.01	.	.
368	368	1	0.01
369	369	.	.	1	0.01
370	370	1	0.01	3	0.03
372	372	1	0.01	.	.
375	375	.	.	1	0.01	.	.	1	0.01
380	380	.	.	2	0.02
385	385	.	.	1	0.01
390	390	1	0.01	1	0.01
395	395	1	0.01
398	398	1	0.01	.	.
399	399	1	0.01	2	0.02
400	400	.	.	1	0.01	.	.	1	0.01
415	415	.	.	2	0.02
422	422	1	0.01	.	.
455	455	.	.	1	0.01
500	500	1	0.01	.	.
Weighted									
Value	Formatted Value	Q1		Q2		Q3		Q4	
		Count	Percent	Count	Percent	Count	Percent	Count	Percent
.	Did not answer	320423	4.42	270903	3.73	288972	3.98	182868	2.50
O	Out of range error	15123	0.21	42710	0.59	22844	0.31	40313	0.55
40	40	556	0.01	5174	0.07
41	41	452	0.01
42	42	527	0.01
45	45	2689	0.04	.	.
46	46	1100	0.02
47	47	.	.	131	0.00
50	50	.	.	1790	0.02
54	54	2373	0.03
55	55	398	0.01	.	.
56	56	1931	0.03
58	58	.	.	2632	0.04
60	60	760	0.01
61	61	2056	0.03
62	62	2373	0.03	288	0.00	885	0.01	.	.
65	65	.	.	2089	0.03	2563	0.04	2103	0.03
67	67	2182	0.03
68	68	1969	0.03	.	.
73	73	845	0.01

2009 HEALTH CARE SURVEY OF DOD BENEFICIARIES – FINAL

75	75	2373	0.03	852	0.01
76	76	2135	0.03	.	.
79	79	634	0.01	.	.
80	80	4502	0.06	2726	0.04	2339	0.03	181	0.00
81	81	.	.	1678	0.02
82	82	616	0.01	.	.	1154	0.02	.	.
83	83	.	.	205	0.00	.	.	135	0.00
84	84	2103	0.03
85	85	202	0.00	339	0.00	2112	0.03	3109	0.04
86	86	192	0.00
87	87	1124	0.02	.	.	247	0.00	.	.
88	88	.	.	1118	0.02	.	.	2588	0.04
89	89	2489	0.03	631	0.01	281	0.00	2233	0.03
90	90	897	0.01	5496	0.08	826	0.01	4272	0.06
91	91	116	0.00	4221	0.06
92	92	1359	0.02	1287	0.02
93	93	.	.	3286	0.05	1006	0.01	964	0.01
94	94	4680	0.06	4501	0.06	223	0.00	689	0.01
95	95	11586	0.16	5572	0.08	9893	0.14	6540	0.09
96	96	2437	0.03	5101	0.07	435	0.01	1354	0.02
97	97	1771	0.02	2379	0.03	1103	0.02	1104	0.02
98	98	5925	0.08	13227	0.18	8892	0.12	4767	0.07
99	99	3413	0.05	1677	0.02	1880	0.03	421	0.01
100	100	29131	0.40	13831	0.19	14591	0.20	16866	0.23
101	101	3867	0.05	6874	0.09	2738	0.04	.	.
102	102	6702	0.09	5648	0.08	9267	0.13	11221	0.15
103	103	3856	0.05	2320	0.03	2211	0.03	7858	0.11
104	104	9859	0.14	5422	0.07	2143	0.03	4877	0.07
105	105	29528	0.41	21760	0.30	26494	0.36	29153	0.40
106	106	14741	0.20	5919	0.08	14853	0.20	8409	0.11
107	107	5407	0.07	15586	0.21	10543	0.15	4176	0.06
108	108	6751	0.09	12728	0.18	11272	0.16	10154	0.14
109	109	5691	0.08	6458	0.09	8971	0.12	8526	0.12
110	110	52015	0.72	71052	0.98	55512	0.76	80218	1.10
111	111	6249	0.09	5812	0.08	6571	0.09	9317	0.13
112	112	17609	0.24	9348	0.13	20911	0.29	20178	0.28
113	113	8524	0.12	18974	0.26	31159	0.43	11277	0.15
114	114	12311	0.17	12752	0.18	15019	0.21	18423	0.25
115	115	58380	0.81	61969	0.85	52232	0.72	77493	1.06
116	116	14561	0.20	15880	0.22	9991	0.14	8902	0.12
117	117	16940	0.23	18305	0.25	18557	0.26	8530	0.12
118	118	26678	0.37	19499	0.27	39842	0.55	36290	0.50
119	119	5096	0.07	9237	0.13	3721	0.05	5866	0.08
120	120	86151	1.19	124048	1.71	104587	1.44	126604	1.73
121	121	8988	0.12	19338	0.27	8844	0.12	11357	0.16
122	122	23952	0.33	24717	0.34	31258	0.43	35232	0.48
123	123	23011	0.32	19984	0.28	20449	0.28	17971	0.25
124	124	21373	0.29	21384	0.29	20155	0.28	17654	0.24
125	125	106636	1.47	100406	1.38	122861	1.69	122452	1.67
126	126	22273	0.31	18253	0.25	17429	0.24	31650	0.43
127	127	25371	0.35	28197	0.39	21858	0.30	14807	0.20
128	128	37111	0.51	35877	0.49	39338	0.54	39825	0.54
129	129	17543	0.24	21840	0.30	13911	0.19	18836	0.26
130	130	158111	2.18	140830	1.94	149740	2.06	142919	1.95
131	131	13862	0.19	11328	0.16	11566	0.16	8343	0.11
132	132	27009	0.37	36478	0.50	21898	0.30	38854	0.53
133	133	20179	0.28	23403	0.32	28928	0.40	22899	0.31
134	134	21467	0.30	28400	0.39	20780	0.29	26103	0.36
135	135	146015	2.01	144193	1.99	153743	2.12	130004	1.78
136	136	21485	0.30	28804	0.40	26177	0.36	31945	0.44
137	137	25100	0.35	36299	0.50	24509	0.34	21037	0.29
138	138	51379	0.71	39765	0.55	45270	0.62	40465	0.55
139	139	20994	0.29	16254	0.22	19099	0.26	22251	0.30
140	140	182717	2.52	173896	2.40	181955	2.51	179757	2.45
141	141	11532	0.16	18949	0.26	6189	0.09	9303	0.13
142	142	33136	0.46	34418	0.47	45151	0.62	37343	0.51
143	143	38278	0.53	35405	0.49	22216	0.31	22959	0.31
144	144	22722	0.31	33052	0.46	32154	0.44	24975	0.34
145	145	145644	2.01	171092	2.36	192281	2.65	170518	2.33
146	146	29626	0.41	27200	0.37	17568	0.24	36298	0.50
147	147	36539	0.50	26153	0.36	21593	0.30	36658	0.50
148	148	46020	0.63	43213	0.60	33299	0.46	48935	0.67

2009 HEALTH CARE SURVEY OF DOD BENEFICIARIES – FINAL

149	149	21003	0.29	22472	0.31	16934	0.23	16484	0.23
150	150	194758	2.69	236853	3.27	235954	3.25	216023	2.95
151	151	8454	0.12	12626	0.17	17137	0.24	19546	0.27
152	152	31652	0.44	29433	0.41	30209	0.42	31278	0.43
153	153	41590	0.57	32041	0.44	32111	0.44	27938	0.38
154	154	33911	0.47	27460	0.38	37594	0.52	37049	0.51
155	155	167616	2.31	167718	2.31	156553	2.16	173166	2.36
156	156	22595	0.31	35102	0.48	27666	0.38	36531	0.50
157	157	34167	0.47	18677	0.26	36410	0.50	33264	0.45
158	158	52784	0.73	55026	0.76	46432	0.64	56208	0.77
159	159	21306	0.29	15398	0.21	24493	0.34	28771	0.39
160	160	227564	3.14	210186	2.90	219533	3.02	229946	3.14
161	161	28232	0.39	19795	0.27	15587	0.21	32044	0.44
162	162	42929	0.59	46811	0.65	45722	0.63	43994	0.60
163	163	24469	0.34	39158	0.54	29474	0.41	36685	0.50
164	164	37269	0.51	25809	0.36	26538	0.37	26814	0.37
165	165	246591	3.40	215293	2.97	219198	3.02	207347	2.83
166	166	14741	0.20	11865	0.16	24392	0.34	16186	0.22
167	167	27463	0.38	35459	0.49	25278	0.35	31427	0.43
168	168	53734	0.74	49958	0.69	65452	0.90	68435	0.93
169	169	26596	0.37	20468	0.28	19186	0.26	27134	0.37
170	170	223160	3.08	244901	3.38	201814	2.78	231065	3.16
171	171	15714	0.22	23637	0.33	6272	0.09	15790	0.22
172	172	39146	0.54	48934	0.67	45158	0.62	41779	0.57
173	173	32345	0.45	25780	0.36	31785	0.44	31699	0.43
174	174	20677	0.29	34230	0.47	46150	0.64	41183	0.56
175	175	216198	2.98	225561	3.11	222880	3.07	221109	3.02
176	176	34919	0.48	31000	0.43	28348	0.39	34464	0.47
177	177	22693	0.31	17785	0.25	31600	0.44	18575	0.25
178	178	62421	0.86	58816	0.81	78429	1.08	58307	0.80
179	179	28858	0.40	20092	0.28	16523	0.23	23021	0.31
180	180	249535	3.44	262067	3.61	267455	3.68	246524	3.37
181	181	34923	0.48	12593	0.17	25113	0.35	11938	0.16
182	182	38430	0.53	45413	0.63	39870	0.55	43528	0.59
183	183	31168	0.43	27609	0.38	25219	0.35	35439	0.48
184	184	33796	0.47	35932	0.50	25018	0.34	37997	0.52
185	185	202598	2.79	199776	2.75	190169	2.62	190573	2.60
186	186	44075	0.61	27556	0.38	33653	0.46	40686	0.56
187	187	41802	0.58	38048	0.52	40927	0.56	45600	0.62
188	188	37955	0.52	45944	0.63	46423	0.64	37942	0.52
189	189	38037	0.52	29146	0.40	24663	0.34	21245	0.29
190	190	209094	2.88	194858	2.69	210602	2.90	170876	2.33
191	191	14060	0.19	12570	0.17	9432	0.13	23970	0.33
192	192	31830	0.44	32857	0.45	34294	0.47	29509	0.40
193	193	11533	0.16	14958	0.21	19355	0.27	18385	0.25
194	194	28863	0.40	28930	0.40	16306	0.22	21700	0.30
195	195	128835	1.78	116362	1.60	141326	1.95	132992	1.82
196	196	28400	0.39	33533	0.46	26251	0.36	24909	0.34
197	197	18730	0.26	29047	0.40	36330	0.50	32886	0.45
198	198	58131	0.80	38395	0.53	46666	0.64	49224	0.67
199	199	16196	0.22	14680	0.20	9590	0.13	19822	0.27
200	200	223110	3.08	198392	2.74	211802	2.92	195645	2.67
201	201	13725	0.19	6810	0.09	14490	0.20	20775	0.28
202	202	20946	0.29	21964	0.30	22298	0.31	23030	0.31
203	203	23684	0.33	23876	0.33	19374	0.27	26995	0.37
204	204	20261	0.28	18830	0.26	19631	0.27	20610	0.28
205	205	115529	1.59	101095	1.39	84211	1.16	107056	1.46
206	206	11988	0.17	15269	0.21	9946	0.14	27050	0.37
207	207	6994	0.10	19671	0.27	8180	0.11	17661	0.24
208	208	14295	0.20	29714	0.41	19541	0.27	22099	0.30
209	209	6517	0.09	11048	0.15	7287	0.10	9352	0.13
210	210	163963	2.26	155776	2.15	132490	1.82	162656	2.22
211	211	9158	0.13	5145	0.07	4999	0.07	14643	0.20
212	212	28399	0.39	36429	0.50	29243	0.40	32153	0.44
213	213	10972	0.15	6935	0.10	14935	0.21	17430	0.24
214	214	13916	0.19	9552	0.13	23920	0.33	18946	0.26
215	215	97072	1.34	108668	1.50	96785	1.33	110385	1.51
216	216	4725	0.07	12406	0.17	17060	0.23	17949	0.25
217	217	6675	0.09	8310	0.11	12511	0.17	7404	0.10
218	218	15468	0.21	15937	0.22	15490	0.21	25037	0.34
219	219	3572	0.05	9072	0.13	10259	0.14	9821	0.13
220	220	142759	1.97	142167	1.96	144143	1.98	132084	1.80

2009 HEALTH CARE SURVEY OF DOD BENEFICIARIES – FINAL

221	221	7586	0.10	884	0.01	9578	0.13	13390	0.18
222	222	11564	0.16	9113	0.13	13322	0.18	23943	0.33
223	223	14106	0.19	12975	0.18	23128	0.32	19626	0.27
224	224	9955	0.14	5574	0.08	6675	0.09	22443	0.31
225	225	75771	1.05	63320	0.87	74428	1.02	64320	0.88
226	226	8289	0.11	7712	0.11	4941	0.07	7255	0.10
227	227	6378	0.09	10302	0.14	6568	0.09	7350	0.10
228	228	10531	0.15	8990	0.12	13541	0.19	15573	0.21
229	229	2417	0.03	4829	0.07	4769	0.07	2973	0.04
230	230	79514	1.10	88283	1.22	98640	1.36	84618	1.16
231	231	1651	0.02	7587	0.10	1678	0.02	3581	0.05
232	232	14279	0.20	6002	0.08	7415	0.10	7114	0.10
233	233	7323	0.10	5446	0.08	4216	0.06	1803	0.02
234	234	8704	0.12	4851	0.07	6992	0.10	7564	0.10
235	235	49888	0.69	47373	0.65	51697	0.71	45567	0.62
236	236	4059	0.06	5335	0.07	6205	0.09	4839	0.07
237	237	7306	0.10	7374	0.10	4009	0.06	5456	0.07
238	238	9909	0.14	17444	0.24	8677	0.12	10124	0.14
239	239	1875	0.03	2522	0.03	208	0.00	3470	0.05
240	240	70305	0.97	66457	0.92	69139	0.95	57119	0.78
241	241	2474	0.03	9877	0.14	2877	0.04	3676	0.05
242	242	5174	0.07	5618	0.08	7000	0.10	18191	0.25
243	243	1551	0.02	5264	0.07	4137	0.06	5356	0.07
244	244	2640	0.04	4769	0.07	5056	0.07	5731	0.08
245	245	46812	0.65	41148	0.57	47145	0.65	46723	0.64
246	246	2776	0.04	2664	0.04	3891	0.05	5132	0.07
247	247	1253	0.02	2411	0.03	8265	0.11	1228	0.02
248	248	7206	0.10	1520	0.02	11641	0.16	7176	0.10
249	249	683	0.01	1969	0.03	1914	0.03	109	0.00
250	250	50897	0.70	68305	0.94	77439	1.07	59195	0.81
251	251	1378	0.02	.	.	627	0.01	293	0.00
252	252	2154	0.03	3470	0.05	2688	0.04	1211	0.02
253	253	4731	0.07	8499	0.12	2534	0.03	1433	0.02
254	254	4792	0.07	3133	0.04	3185	0.04	9050	0.12
255	255	37537	0.52	31957	0.44	18649	0.26	19174	0.26
256	256	2743	0.04	1058	0.01	7421	0.10	5941	0.08
257	257	.	.	2896	0.04	1145	0.02	4747	0.06
258	258	7048	0.10	3876	0.05	3070	0.04	1297	0.02
259	259	2743	0.04	1235	0.02	3241	0.04	1260	0.02
260	260	27990	0.39	33992	0.47	35609	0.49	24791	0.34
261	261	2056	0.03	255	0.00	354	0.00	1939	0.03
262	262	5583	0.08	1234	0.02	6473	0.09	2713	0.04
263	263	926	0.01	3318	0.05	4159	0.06	3707	0.05
264	264	1153	0.02	1740	0.02	2597	0.04	1037	0.01
265	265	15112	0.21	27416	0.38	15316	0.21	18157	0.25
266	266	1123	0.02	249	0.00	2814	0.04	4710	0.06
267	267	882	0.01	2681	0.04	324	0.00	962	0.01
268	268	2689	0.04	7668	0.11	4574	0.06	4985	0.07
269	269	156	0.00	3135	0.04	.	.	641	0.01
270	270	18858	0.26	19056	0.26	19648	0.27	14746	0.20
271	271	2742	0.04	.	.	2313	0.03	904	0.01
272	272	2781	0.04	781	0.01	5154	0.07	67	0.00
273	273	.	.	1982	0.03	3384	0.05	1481	0.02
274	274	1448	0.02	876	0.01	3139	0.04	1095	0.01
275	275	3738	0.05	15291	0.21	11248	0.15	14000	0.19
276	276	836	0.01	157	0.00	2970	0.04	1799	0.02
277	277	2424	0.03	.	.	349	0.00	2602	0.04
278	278	4965	0.07	5801	0.08	654	0.01	1317	0.02
279	279	3603	0.05	485	0.01	3337	0.05	112	0.00
280	280	15265	0.21	10137	0.14	14016	0.19	20040	0.27
281	281	.	.	602	0.01
282	282	384	0.01	541	0.01	2604	0.04	561	0.01
283	283	3463	0.05	2860	0.04	627	0.01	4257	0.06
284	284	7684	0.11	.	.	1256	0.02	3172	0.04
285	285	6781	0.09	10165	0.14	3321	0.05	9275	0.13
286	286	240	0.00	442	0.01	1154	0.02	2233	0.03
287	287	1991	0.03	1763	0.02	3266	0.04	.	.
288	288	2144	0.03	3527	0.05	1407	0.02	4190	0.06
289	289	616	0.01	770	0.01	696	0.01	1579	0.02
290	290	7042	0.10	15015	0.21	6986	0.10	19529	0.27
291	291	433	0.01	795	0.01
292	292	3421	0.05	795	0.01	.	.	941	0.01

2009 HEALTH CARE SURVEY OF DOD BENEFICIARIES – FINAL

293	293	3568	0.05	234	0.00	280	0.00	581	0.01
294	294	449	0.01	.	.	627	0.01	.	.
295	295	1798	0.02	8294	0.11	3386	0.05	5750	0.08
296	296	175	0.00	2696	0.04	488	0.01	.	.
298	298	164	0.00	302	0.00	5428	0.07	373	0.01
299	299	1124	0.02	.	.	465	0.01	.	.
300	300	8931	0.12	9197	0.13	6066	0.08	9251	0.13
301	301	315	0.00
303	303	.	.	647	0.01	1676	0.02	53	0.00
304	304	616	0.01	795	0.01	1125	0.02	149	0.00
305	305	2562	0.04	966	0.01	2527	0.03	1246	0.02
307	307	90	0.00
308	308	272	0.00	.	.	654	0.01	.	.
309	309	2056	0.03	.	.	382	0.01	559	0.01
310	310	11305	0.16	1163	0.02	3961	0.05	2187	0.03
311	311	962	0.01
313	313	1397	0.02	.	.	122	0.00	.	.
315	315	4727	0.07	360	0.00	427	0.01	1037	0.01
316	316	2980	0.04	.	.	219	0.00	.	.
318	318	.	.	2652	0.04	2616	0.04	.	.
319	319	1100	0.02
320	320	2691	0.04	1449	0.02	5310	0.07	570	0.01
322	322	2588	0.04
323	323	197	0.00	795	0.01	195	0.00	.	.
324	324	176	0.00	.	.
325	325	1946	0.03	852	0.01	.	.	2634	0.04
326	326	.	.	1545	0.02
328	328	504	0.01	2103	0.03
329	329	.	.	852	0.01	627	0.01	.	.
330	330	869	0.01	2378	0.03	1444	0.02	2696	0.04
333	333	1192	0.02
335	335	.	.	1505	0.02	1154	0.02	641	0.01
336	336	1035	0.01
337	337	247	0.00	.	.
338	338	.	.	20	0.00
339	339	904	0.01
340	340	2072	0.03	2450	0.03	1076	0.01	3853	0.05
343	343	418	0.01	373	0.01
345	345	988	0.01	.	.	2385	0.03	978	0.01
346	346	618	0.01
350	350	1945	0.03	1462	0.02	7807	0.11	1263	0.02
354	354	.	.	2391	0.03
355	355	869	0.01
360	360	1522	0.02	1071	0.01
362	362	.	.	945	0.01
364	364	.	.	602	0.01	.	.	160	0.00
365	365	.	.	852	0.01	1354	0.02	.	.
366	366	875	0.01	.	.
368	368	618	0.01
369	369	.	.	116	0.00
370	370	1694	0.02	1351	0.02
372	372	846	0.01	.	.
375	375	.	.	602	0.01	.	.	978	0.01
380	380	.	.	1132	0.02
385	385	.	.	281	0.00
390	390	217	0.00	234	0.00
395	395	344	0.00
398	398	2313	0.03	.	.
399	399	252	0.00	915	0.01
400	400	.	.	668	0.01	.	.	340	0.00
415	415	.	.	789	0.01
422	422	2599	0.04	.	.
455	455	.	.	105	0.00
500	500	57	0.00	.	.

H09071 -

Are you Spanish, Hispanic, or Latino

		Unweighted							
Value	Formatted Value	Q1		Q2		Q3		Q4	
		Count	Percent	Count	Percent	Count	Percent	Count	Percent
.	Did not answer	651	4.87	461	3.49	516	4.15	358	3.07
1	No, Not Spanish, Hispanic, or Latino	11348	84.88	11411	86.36	10718	86.21	10129	86.80
2	Yes, Mexican, Mexican American, Chicano	561	4.20	523	3.96	463	3.72	412	3.53
3	Yes, Puerto Rican	354	2.65	373	2.82	326	2.62	359	3.08
4	Yes, Cuban	19	0.14	36	0.27	22	0.18	31	0.27
5	Yes, Other Spanish, Hispanic, or Latino	436	3.26	410	3.10	387	3.11	380	3.26
		Weighted							
Value	Formatted Value	Q1		Q2		Q3		Q4	
		Count	Percent	Count	Percent	Count	Percent	Count	Percent
.	Did not answer	368680	5.09	278976	3.85	279954	3.85	250324	3.42
1	No, Not Spanish, Hispanic, or Latino	6250427	86.23	6351885	87.57	6394615	88.04	6446327	88.03
2	Yes, Mexican, Mexican American, Chicano	274889	3.79	250633	3.46	234407	3.23	250324	3.42
3	Yes, Puerto Rican	139424	1.92	151971	2.10	135446	1.86	125859	1.72
4	Yes, Cuban	7091	0.10	16590	0.23	15282	0.21	22049	0.30
5	Yes, Other Spanish, Hispanic, or Latino	208259	2.87	203254	2.80	203423	2.80	227749	3.11

H09071A -

No, not Spanish, Hispanic, or Latino

		Unweighted							
Value	Formatted Value	Q1		Q2		Q3		Q4	
		Count	Percent	Count	Percent	Count	Percent	Count	Percent
1	Marked	11353	84.92	11417	86.40	10721	86.24	10129	86.80
2	Not marked	2016	15.08	1797	13.60	1711	13.76	1540	13.20
		Weighted							
Value	Formatted Value	Q1		Q2		Q3		Q4	
		Count	Percent	Count	Percent	Count	Percent	Count	Percent
1	Marked	6251995	86.25	6357755	87.65	6398381	88.09	6446327	88.03
2	Not marked	996775	13.75	895554	12.35	864746	11.91	876305	11.97

H09071B - Yes, Mexican, Mexican American, Chicano										
Unweighted										
Value	Formatted Value	Q1 Count	Percent	Q2 Count	Percent	Q3 Count	Percent	Q4 Count	Percent	
1	Marked	561	4.20	523	3.96	463	3.72	412	3.53	
2	Not marked	12808	95.80	12691	96.04	11969	96.28	11257	96.47	
Weighted										
Value	Formatted Value	Q1 Count	Percent	Q2 Count	Percent	Q3 Count	Percent	Q4 Count	Percent	
1	Marked	274889	3.79	250633	3.46	234407	3.23	250324	3.42	
2	Not marked	6973881	96.21	7002676	96.54	7028720	96.77	7072309	96.58	

H09071C - Yes, Puerto Rican										
Unweighted										
Value	Formatted Value	Q1 Count	Percent	Q2 Count	Percent	Q3 Count	Percent	Q4 Count	Percent	
1	Marked	360	2.69	384	2.91	335	2.69	367	3.15	
2	Not marked	13009	97.31	12830	97.09	12097	97.31	11302	96.85	
Weighted										
Value	Formatted Value	Q1 Count	Percent	Q2 Count	Percent	Q3 Count	Percent	Q4 Count	Percent	
1	Marked	141452	1.95	161820	2.23	139357	1.92	130847	1.79	
2	Not marked	7107318	98.05	7091490	97.77	7123770	98.08	7191785	98.21	

H09071D - Yes, Cuban										
Unweighted										
Value	Formatted Value	Q1 Count	Percent	Q2 Count	Percent	Q3 Count	Percent	Q4 Count	Percent	
1	Marked	25	0.19	41	0.31	24	0.19	36	0.31	
2	Not marked	13344	99.81	13173	99.69	12408	99.81	11633	99.69	
Weighted										
Value	Formatted Value	Q1 Count	Percent	Q2 Count	Percent	Q3 Count	Percent	Q4 Count	Percent	
1	Marked	12571	0.17	21557	0.30	15739	0.22	23183	0.32	
2	Not marked	7236199	99.83	7231753	99.70	7247388	99.78	7299449	99.68	

**H09071E -
Yes, other Spanish, Hispanic, or Latino**

		Unweighted							
Value	Formatted Value	Q1		Q2		Q3		Q4	
		Count	Percent	Count	Percent	Count	Percent	Count	Percent
1	Marked	454	3.40	434	3.28	405	3.26	390	3.34
2	Not marked	12915	96.60	12780	96.72	12027	96.74	11279	96.66

		Weighted							
Value	Formatted Value	Q1		Q2		Q3		Q4	
		Count	Percent	Count	Percent	Count	Percent	Count	Percent
1	Marked	213266	2.94	221813	3.06	210227	2.89	237833	3.25
2	Not marked	7035504	97.06	7031497	96.94	7052901	97.11	7084799	96.75

**H09072 -
Currently covered Medicare part A**

		Unweighted							
Value	Formatted Value	Q1		Q2		Q3		Q4	
		Count	Percent	Count	Percent	Count	Percent	Count	Percent
.	Missing/Unknown	600	4.49	394	2.98	443	3.56	288	2.47
1	Yes, covered Medicare Part A	1294	9.68	1294	9.79	1272	10.23	1172	10.04
2	No, not covered Medicare Part A	11475	85.83	11526	87.23	10717	86.20	10209	87.49

		Weighted							
Value	Formatted Value	Q1		Q2		Q3		Q4	
		Count	Percent	Count	Percent	Count	Percent	Count	Percent
.	Missing/Unknown	350460	4.83	209915	2.89	238236	3.28	181179	2.47
1	Yes, covered Medicare Part A	1957779	27.01	2001035	27.59	2007646	27.64	1984024	27.09
2	No, not covered Medicare Part A	4940530	68.16	5042360	69.52	5017245	69.08	5157429	70.43

**H09073 -
Currently covered Medicare part B**

		Unweighted							
Value	Formatted Value	Q1		Q2		Q3		Q4	
		Count	Percent	Count	Percent	Count	Percent	Count	Percent
.	Missing/Unknown	565	4.23	425	3.22	470	3.78	316	2.71
1	Yes, covered Medicare Part B	1174	8.78	1173	8.88	1174	9.44	1078	9.24
2	No, not covered Medicare Part B	11630	86.99	11616	87.91	10788	86.78	10275	88.05

		Weighted							
Value	Formatted Value	Q1		Q2		Q3		Q4	
		Count	Percent	Count	Percent	Count	Percent	Count	Percent
.	Missing/Unknown	330716	4.56	218559	3.01	248772	3.43	189737	2.59
1	Yes, covered Medicare Part B	1888540	26.05	1930759	26.62	1926599	26.53	1927760	26.33
2	No, not covered Medicare Part B	5029514	69.38	5103992	70.37	5087756	70.05	5205136	71.08

**H09074 -
Currently covered Medicare supplemental**

		Unweighted							
Value	Formatted Value	Q1		Q2		Q3		Q4	
		Count	Percent	Count	Percent	Count	Percent	Count	Percent
.	Missing/Unknown	571	4.27	454	3.44	516	4.15	338	2.90
1	Yes, covered Medicare supplemental	318	2.38	305	2.31	307	2.47	257	2.20
2	No, not covered Medicare supplemental	12480	93.35	12455	94.26	11609	93.38	11074	94.90

		Weighted							
Value	Formatted Value	Q1		Q2		Q3		Q4	
		Count	Percent	Count	Percent	Count	Percent	Count	Percent
.	Missing/Unknown	379382	5.23	286302	3.95	326458	4.49	242194	3.31
1	Yes, covered Medicare supplemental	413525	5.70	375075	5.17	431508	5.94	361474	4.94
2	No, not covered Medicare supplemental	6455862	89.06	6591933	90.88	6505161	89.56	6718965	91.76

**SREDA -
Highest grade completed**

		Unweighted							
Value	Formatted Value	Q1		Q2		Q3		Q4	
		Count	Percent	Count	Percent	Count	Percent	Count	Percent
.	Did not answer	526	3.93	338	2.56	457	3.68	248	2.13
1	8th grade or less	75	0.56	72	0.54	78	0.63	69	0.59
2	Some high school, but did not graduate	212	1.59	198	1.50	177	1.42	183	1.57
3	High school graduate or GED	2347	17.56	2297	17.38	2170	17.45	2108	18.06
4	Some college or 2-year degree	5565	41.63	5604	42.41	5084	40.89	4759	40.78
5	4-year college graduate	2035	15.22	2067	15.64	2020	16.25	1912	16.39
6	More than 4-year college degree	2609	19.52	2638	19.96	2446	19.68	2390	20.48

		Weighted							
Value	Formatted Value	Q1		Q2		Q3		Q4	
		Count	Percent	Count	Percent	Count	Percent	Count	Percent
.	Did not answer	287345	3.96	168409	2.32	265881	3.66	142131	1.94
1	8th grade or less	75593	1.04	77357	1.07	75451	1.04	81190	1.11
2	Some high school, but did not graduate	215695	2.98	187589	2.59	176039	2.42	193018	2.64
3	High school graduate or GED	1760248	24.28	1773576	24.45	1733584	23.87	1805614	24.66
4	Some college or 2-year degree	2934691	40.49	3023671	41.69	2960266	40.76	2993609	40.88
5	4-year college graduate	926380	12.78	910026	12.55	963420	13.26	1008133	13.77
6	More than 4-year college degree	1048818	14.47	1112681	15.34	1088487	14.99	1098937	15.01

SRRACEA - Race: White										
Unweighted										
Value	Formatted Value	Q1 Count	Q1 Percent	Q2 Count	Q2 Percent	Q3 Count	Q3 Percent	Q4 Count	Q4 Percent	
1	Marked	9901	74.06	10001	75.68	9382	75.47	8966	76.84	
2	Not marked	3468	25.94	3213	24.32	3050	24.53	2703	23.16	
Weighted										
Value	Formatted Value	Q1 Count	Q1 Percent	Q2 Count	Q2 Percent	Q3 Count	Q3 Percent	Q4 Count	Q4 Percent	
1	Marked	5625150	77.60	5684519	78.37	5731344	78.91	5762147	78.69	
2	Not marked	1623619	22.40	1568790	21.63	1531783	21.09	1560486	21.31	

SRRACEB - Race: Black or African American										
Unweighted										
Value	Formatted Value	Q1 Count	Q1 Percent	Q2 Count	Q2 Percent	Q3 Count	Q3 Percent	Q4 Count	Q4 Percent	
1	Marked	1479	11.06	1503	11.37	1395	11.22	1267	10.86	
2	Not marked	11890	88.94	11711	88.63	11037	88.78	10402	89.14	
Weighted										
Value	Formatted Value	Q1 Count	Q1 Percent	Q2 Count	Q2 Percent	Q3 Count	Q3 Percent	Q4 Count	Q4 Percent	
1	Marked	739784	10.21	784849	10.82	759574	10.46	799256	10.91	
2	Not marked	6508986	89.79	6468460	89.18	6503553	89.54	6523376	89.09	

SRRACEC - Race: American Indian or Alaska native										
Unweighted										
Value	Formatted Value	Q1 Count	Percent	Q2 Count	Percent	Q3 Count	Percent	Q4 Count	Percent	
1	Marked	328	2.45	321	2.43	308	2.48	276	2.37	
2	Not marked	13041	97.55	12893	97.57	12124	97.52	11393	97.63	
Weighted										
Value	Formatted Value	Q1 Count	Percent	Q2 Count	Percent	Q3 Count	Percent	Q4 Count	Percent	
1	Marked	153067	2.11	150512	2.08	161279	2.22	157213	2.15	
2	Not marked	7095703	97.89	7102797	97.92	7101848	97.78	7165419	97.85	

SRRACED - Race: Asian										
Unweighted										
Value	Formatted Value	Q1 Count	Percent	Q2 Count	Percent	Q3 Count	Percent	Q4 Count	Percent	
1	Marked	967	7.23	931	7.05	822	6.61	845	7.24	
2	Not marked	12402	92.77	12283	92.95	11610	93.39	10824	92.76	
Weighted										
Value	Formatted Value	Q1 Count	Percent	Q2 Count	Percent	Q3 Count	Percent	Q4 Count	Percent	
1	Marked	396848	5.47	412989	5.69	366742	5.05	431783	5.90	
2	Not marked	6851922	94.53	6840320	94.31	6896385	94.95	6890849	94.10	

SRRACEE - Race: Native Hawaiian/other Pacific Islanders										
Unweighted										
Value	Formatted Value	Q1 Count	Percent	Q2 Count	Percent	Q3 Count	Percent	Q4 Count	Percent	
1	Marked	131	0.98	152	1.15	151	1.21	103	0.88	
2	Not marked	13238	99.02	13062	98.85	12281	98.79	11566	99.12	
Weighted										
Value	Formatted Value	Q1 Count	Percent	Q2 Count	Percent	Q3 Count	Percent	Q4 Count	Percent	
1	Marked	55295	0.76	71468	0.99	68401	0.94	65698	0.90	
2	Not marked	7193475	99.24	7181841	99.01	7194726	99.06	7256935	99.10	

SRAGE - What is your age now?									
Unweighted									
Value	Formatted Value	Q1 Count	Q1 Percent	Q2 Count	Q2 Percent	Q3 Count	Q3 Percent	Q4 Count	Q4 Percent
.	Did not answer	519	3.88	323	2.44	385	3.10	238	2.04
1	18 to 24	1442	10.79	1603	12.13	1364	10.97	1207	10.34
2	25 to 34	2779	20.79	2687	20.33	2529	20.34	2439	20.90
3	35 to 44	3079	23.03	3028	22.92	2741	22.05	2523	21.62
4	45 to 54	2372	17.74	2354	17.81	2216	17.82	2120	18.17
5	55 to 64	2266	16.95	2285	17.29	2268	18.24	2280	19.54
6	65 to 74	539	4.03	543	4.11	536	4.31	511	4.38
7	75 or older	373	2.79	391	2.96	393	3.16	351	3.01
Weighted									
Value	Formatted Value	Q1 Count	Q1 Percent	Q2 Count	Q2 Percent	Q3 Count	Q3 Percent	Q4 Count	Q4 Percent
.	Did not answer	280217	3.87	151152	2.08	186411	2.57	127738	1.74
1	18 to 24	1027795	14.18	1109707	15.30	1018681	14.03	1091481	14.91
2	25 to 34	1074962	14.83	1058076	14.59	1061233	14.61	1098799	15.01
3	35 to 44	908379	12.53	927126	12.78	909003	12.52	942781	12.87
4	45 to 54	869535	12.00	829393	11.43	853196	11.75	835813	11.41
5	55 to 64	1254041	17.30	1270244	17.51	1359575	18.72	1341764	18.32
6	65 to 74	1040597	14.36	1053187	14.52	1022853	14.08	1084639	14.81
7	75 or older	793244	10.94	854425	11.78	852175	11.73	799618	10.92

S09B01 - Self rating of overall mental/emotional health									
Unweighted									
Value	Formatted Value	Q1 Count	Q1 Percent	Q2 Count	Q2 Percent	Q3 Count	Q3 Percent	Q4 Count	Q4 Percent
.	Did not answer	158	1.18	132	1.00	68	0.55	52	0.45
1	Excellent	5380	40.24	5277	39.93	5005	40.26	4698	40.26
2	Very good	4203	31.44	4249	32.16	3876	31.18	3675	31.49
3	Good	2555	19.11	2557	19.35	2432	19.56	2288	19.61
4	Fair	889	6.65	831	6.29	856	6.89	767	6.57
5	Poor	184	1.38	168	1.27	195	1.57	189	1.62
Weighted									
Value	Formatted Value	Q1 Count	Q1 Percent	Q2 Count	Q2 Percent	Q3 Count	Q3 Percent	Q4 Count	Q4 Percent
.	Did not answer	87105	1.20	57601	0.79	46628	0.64	46150	0.63
1	Excellent	2788011	38.46	2613556	36.03	2770884	38.15	2713230	37.05
2	Very good	2306682	31.82	2414384	33.29	2239870	30.84	2320993	31.70
3	Good	1386925	19.13	1541376	21.25	1513470	20.84	1558708	21.29
4	Fair	558191	7.70	511072	7.05	564709	7.78	542381	7.41
5	Poor	121856	1.68	115322	1.59	127566	1.76	141170	1.93

S09B02 - Last year: needed treatment/counseling for personal/family problem									
Unweighted									
Value	Formatted Value	Q1 Count	Percent	Q2 Count	Percent	Q3 Count	Percent	Q4 Count	Percent
.	Did not answer	139	1.04	128	0.97	58	0.47	34	0.29
1	Yes	1952	14.60	1931	14.61	1754	14.11	1783	15.28
2	No	11278	84.36	11155	84.42	10620	85.42	9852	84.43
Weighted									
Value	Formatted Value	Q1 Count	Percent	Q2 Count	Percent	Q3 Count	Percent	Q4 Count	Percent
.	Did not answer	80014	1.10	73980	1.02	54380	0.75	32931	0.45
1	Yes	1175046	16.21	1167880	16.10	1068889	14.72	1157464	15.81
2	No	5993710	82.69	6011450	82.88	6139858	84.53	6132238	83.74

S09B03 - Last year: problem getting needed treatment/counseling									
Unweighted									
Value	Formatted Value	Q1 Count	Percent	Q2 Count	Percent	Q3 Count	Percent	Q4 Count	Percent
.	Did not answer	212	1.59	190	1.44	114	0.92	97	0.83
N	Valid skip	11278	84.36	11155	84.42	10620	85.42	9852	84.43
1	A big problem	250	1.87	218	1.65	228	1.83	210	1.80
2	A small problem	354	2.65	344	2.60	329	2.65	296	2.54
3	Not a problem	1275	9.54	1307	9.89	1141	9.18	1214	10.40
Weighted									
Value	Formatted Value	Q1 Count	Percent	Q2 Count	Percent	Q3 Count	Percent	Q4 Count	Percent
.	Did not answer	135510	1.87	134163	1.85	104323	1.44	88831	1.21
N	Valid skip	5993710	82.69	6011450	82.88	6139858	84.53	6132238	83.74
1	A big problem	126732	1.75	107942	1.49	114145	1.57	127430	1.74
2	A small problem	192229	2.65	196327	2.71	174347	2.40	165957	2.27
3	Not a problem	800589	11.04	803428	11.08	730455	10.06	808176	11.04

S09B04 -

Last year: rate of treatment/counseling received

		Unweighted							
Value	Formatted Value	Q1		Q2		Q3		Q4	
		Count	Percent	Count	Percent	Count	Percent	Count	Percent
.	Did not answer	285	2.13	241	1.82	227	1.83	220	1.89
C	Should be skipped	46	0.34	44	0.33	14	0.11	27	0.23
N	No treatmnt/counselng in lst 12 mnths	11398	85.26	11260	85.21	10706	86.12	9955	85.31
0	0	58	0.43	41	0.31	54	0.43	40	0.34
1	1	27	0.20	22	0.17	21	0.17	24	0.21
2	2	36	0.27	37	0.28	27	0.22	27	0.23
3	3	51	0.38	52	0.39	50	0.40	43	0.37
4	4	53	0.40	55	0.42	47	0.38	37	0.32
5	5	142	1.06	143	1.08	123	0.99	128	1.10
6	6	124	0.93	134	1.01	104	0.84	108	0.93
7	7	198	1.48	217	1.64	171	1.38	164	1.41
8	8	299	2.24	316	2.39	263	2.12	280	2.40
9	9	278	2.08	287	2.17	275	2.21	285	2.44
10	10	374	2.80	365	2.76	350	2.82	331	2.84
		Weighted							
Value	Formatted Value	Q1		Q2		Q3		Q4	
		Count	Percent	Count	Percent	Count	Percent	Count	Percent
.	Did not answer	173979	2.40	148663	2.05	166184	2.29	172966	2.36
C	Should be skipped	33832	0.47	31587	0.44	15649	0.22	31413	0.43
N	No treatmnt/counselng in lst 12 mnths	6107945	84.26	6111798	84.26	6201780	85.39	6200588	84.68
0	0	29865	0.41	26863	0.37	34345	0.47	31575	0.43
1	1	6848	0.09	8577	0.12	10642	0.15	15992	0.22
2	2	17182	0.24	15375	0.21	12446	0.17	14425	0.20
3	3	27017	0.37	25931	0.36	26998	0.37	22245	0.30
4	4	23579	0.33	22486	0.31	19787	0.27	19075	0.26
5	5	64903	0.90	82098	1.13	69557	0.96	80446	1.10
6	6	66541	0.92	75728	1.04	69386	0.96	56895	0.78
7	7	109753	1.51	119886	1.65	104887	1.44	99409	1.36
8	8	162261	2.24	166950	2.30	128351	1.77	162828	2.22
9	9	159686	2.20	151675	2.09	167794	2.31	185814	2.54
10	10	265380	3.66	265692	3.66	235321	3.24	228961	3.13

S09B22 - You or spouse deployed to a combat zone within the past two years									
Unweighted									
Value	Formatted Value	Q1 Count	Q1 Percent	Q2 Count	Q2 Percent	Q3 Count	Q3 Percent	Q4 Count	Q4 Percent
.	Did not answer	13369	100.00	13214	100.00	424	3.41	11669	100.00
1	Yes, I and/or my spouse have been deploy	2005	16.13	.	.
2	Yes, I/spouse deployd pst 2 yrs	896	7.21	.	.
3	No, neither I/spouse deployd pst 2 yrs	9107	73.25	.	.
Weighted									
Value	Formatted Value	Q1 Count	Q1 Percent	Q2 Count	Q2 Percent	Q3 Count	Q3 Percent	Q4 Count	Q4 Percent
.	Did not answer	7248770	100.00	7253310	100.00	261441	3.60	7322632	100.00
1	Yes, I and/or my spouse have been deploy	867519	11.94	.	.
2	Yes, I/spouse deployd pst 2 yrs	339338	4.67	.	.
3	No, neither I/spouse deployd pst 2 yrs	5794830	79.78	.	.

S09B22A - Spouse and/or I deployed to a combat zone in the past year									
Unweighted									
Value	Formatted Value	Q1 Count	Q1 Percent	Q2 Count	Q2 Percent	Q3 Count	Q3 Percent	Q4 Count	Q4 Percent
.	Did not answer	13369	100.00	13214	100.00	.	.	11669	100.00
1	Marked	2005	16.13	.	.
2	Not marked	10427	83.87	.	.
Weighted									
Value	Formatted Value	Q1 Count	Q1 Percent	Q2 Count	Q2 Percent	Q3 Count	Q3 Percent	Q4 Count	Q4 Percent
.	Did not answer	7248770	100.00	7253310	100.00	.	.	7322632	100.00
1	Marked	867519	11.94	.	.
2	Not marked	6395608	88.06	.	.

S09B22B -
Spouse and/or I deployed to a combat zone within the past two years

		Unweighted							
Value	Formatted Value	Q1		Q2		Q3		Q4	
		Count	Percent	Count	Percent	Count	Percent	Count	Percent
.	Did not answer	13369	100.00	13214	100.00	.	.	11669	100.00
1	Marked	910	7.32	.	.
2	Not marked	11522	92.68	.	.

		Weighted							
Value	Formatted Value	Q1		Q2		Q3		Q4	
		Count	Percent	Count	Percent	Count	Percent	Count	Percent
.	Did not answer	7248770	100.00	7253310	100.00	.	.	7322632	100.00
1	Marked	344084	4.74	.	.
2	Not marked	6919043	95.26	.	.

S09B22C -
Neither I nor my spouse deployed to a combat zone within the past two years

		Unweighted							
Value	Formatted Value	Q1		Q2		Q3		Q4	
		Count	Percent	Count	Percent	Count	Percent	Count	Percent
.	Did not answer	13369	100.00	13214	100.00	.	.	11669	100.00
1	Marked	9109	73.27	.	.
2	Not marked	3323	26.73	.	.

		Weighted							
Value	Formatted Value	Q1		Q2		Q3		Q4	
		Count	Percent	Count	Percent	Count	Percent	Count	Percent
.	Did not answer	7248770	100.00	7253310	100.00	.	.	7322632	100.00
1	Marked	5794941	79.79	.	.
2	Not marked	1468186	20.21	.	.

S09B23 - Past month: had nightmares or unwanted thoughts about an experience that was frightening, horrible, or upsetting									
Unweighted									
Value	Formatted Value	Q1 Count	Percent	Q2 Count	Percent	Q3 Count	Percent	Q4 Count	Percent
.	Did not answer	13369	100.00	13214	100.00	407	3.27	11669	100.00
1	Yes	1889	15.19	.	.
2	No	10136	81.53	.	.
Weighted									
Value	Formatted Value	Q1 Count	Percent	Q2 Count	Percent	Q3 Count	Percent	Q4 Count	Percent
.	Did not answer	7248770	100.00	7253310	100.00	237741	3.27	7322632	100.00
1	Yes	1077129	14.83	.	.
2	No	5948258	81.90	.	.

S09B24 - Past month: tried hard not to think about or went out of the way to avoid situations that remind you of experience that was frightening, horrible, or upsetting									
Unweighted									
Value	Formatted Value	Q1 Count	Percent	Q2 Count	Percent	Q3 Count	Percent	Q4 Count	Percent
.	Did not answer	13369	100.00	13214	100.00	471	3.79	11669	100.00
1	Yes	1901	15.29	.	.
2	No	10060	80.92	.	.
Weighted									
Value	Formatted Value	Q1 Count	Percent	Q2 Count	Percent	Q3 Count	Percent	Q4 Count	Percent
.	Did not answer	7248770	100.00	7253310	100.00	315314	4.34	7322632	100.00
1	Yes	1148679	15.82	.	.
2	No	5799134	79.84	.	.

S09B25 - Past month: constantly on guard, watchful, or easily startled after experience that was frightening, horrible, or upsetting									
Unweighted									
Value	Formatted Value	Q1 Count	Percent	Q2 Count	Percent	Q3 Count	Percent	Q4 Count	Percent
. Did not answer		13369	100.00	13214	100.00	476	3.83	11669	100.00
1 Yes		1522	12.24	.	.
2 No		10434	83.93	.	.
Weighted									
Value	Formatted Value	Q1 Count	Percent	Q2 Count	Percent	Q3 Count	Percent	Q4 Count	Percent
. Did not answer		7248770	100.00	7253310	100.00	302642	4.17	7322632	100.00
1 Yes		899963	12.39	.	.
2 No		6060523	83.44	.	.

S09B26 - Past month: felt numb or detached from others, activities, or surroundings after experience that was frightening, horrible, or upsetting									
Unweighted									
Value	Formatted Value	Q1 Count	Percent	Q2 Count	Percent	Q3 Count	Percent	Q4 Count	Percent
. Did not answer		13369	100.00	13214	100.00	471	3.79	11669	100.00
1 Yes		1461	11.75	.	.
2 No		10500	84.46	.	.
Weighted									
Value	Formatted Value	Q1 Count	Percent	Q2 Count	Percent	Q3 Count	Percent	Q4 Count	Percent
. Did not answer		7248770	100.00	7253310	100.00	300389	4.14	7322632	100.00
1 Yes		849611	11.70	.	.
2 No		6113127	84.17	.	.

S09D01 - Used/tried any smokeless tobacco products such as chewing tobacco or snuff									
Unweighted									
Value	Formatted Value	Q1 Count	Percent	Q2 Count	Percent	Q3 Count	Percent	Q4 Count	Percent
.	Did not answer	376	2.81	278	2.10	12432	100.00	11669	100.00
D	Don't know	29	0.22	35	0.26
1	Yes	2262	16.92	2353	17.81
2	No	10702	80.05	10548	79.82
Weighted									
Value	Formatted Value	Q1 Count	Percent	Q2 Count	Percent	Q3 Count	Percent	Q4 Count	Percent
.	Did not answer	193474	2.67	146908	2.03	7263127	100.00	7322632	100.00
D	Don't know	13913	0.19	10708	0.15
1	Yes	1051483	14.51	1033813	14.25
2	No	5989899	82.63	6061881	83.57

S09D02 - Currently use chewing tobacco or snuff every day, some days, or not at all									
Unweighted									
Value	Formatted Value	Q1 Count	Percent	Q2 Count	Percent	Q3 Count	Percent	Q4 Count	Percent
.	Did not answer	348	2.60	274	2.07	12432	100.00	219	1.88
C	Should be skipped	1022	7.64	1505	11.39
D	Don't know	10	0.07
N	Valid skip	9709	72.62	9078	68.70
1	Every day	310	2.32	319	2.41	.	.	235	2.01
2	Some days	289	2.16	298	2.26	.	.	285	2.44
3	Not at all	1681	12.57	1740	13.17	.	.	10930	93.67
Weighted									
Value	Formatted Value	Q1 Count	Percent	Q2 Count	Percent	Q3 Count	Percent	Q4 Count	Percent
.	Did not answer	179388	2.47	133479	1.84	7263127	100.00	115090	1.57
C	Should be skipped	835307	11.52	1169198	16.12
D	Don't know	3000	0.04
N	Valid skip	5168505	71.30	4903392	67.60
1	Every day	132212	1.82	154122	2.12	.	.	138308	1.89
2	Some days	159285	2.20	153356	2.11	.	.	158896	2.17
3	Not at all	771073	10.64	739763	10.20	.	.	6910338	94.37

S09D03 - Currently use any tobacco products other than cigarettes, like cigars/pipes/kreteks/other									
Unweighted									
Value	Formatted Value	Q1 Count	Percent	Q2 Count	Percent	Q3 Count	Percent	Q4 Count	Percent
.	Did not answer	368	2.75	278	2.10	12432	100.00	213	1.83
D	Don't know	42	0.31	39	0.30	.	.	43	0.37
1	Yes	610	4.56	665	5.03	.	.	576	4.94
2	No	12349	92.37	12232	92.57	.	.	10837	92.87
Weighted									
Value	Formatted Value	Q1 Count	Percent	Q2 Count	Percent	Q3 Count	Percent	Q4 Count	Percent
.	Did not answer	189446	2.61	136273	1.88	7263127	100.00	114703	1.57
D	Don't know	18038	0.25	19907	0.27	.	.	16576	0.23
1	Yes	285847	3.94	309722	4.27	.	.	345182	4.71
2	No	6755438	93.19	6787407	93.58	.	.	6846172	93.49

S09D04 - Past year: number of visits dr/other health provider advised to quit use of tobacco products other than cigarettes									
Unweighted									
Value	Formatted Value	Q1 Count	Percent	Q2 Count	Percent	Q3 Count	Percent	Q4 Count	Percent
.	Did not answer	740	5.54	481	3.64	12432	100.00	11669	100.00
N	I had no visits in lst 12 months	143	1.07	144	1.09
O	I do not use other tobacco products	9128	68.28	9096	68.84
1	None	2764	20.67	2738	20.72
2	1 visit	237	1.77	297	2.25
3	2 to 4 visits	258	1.93	357	2.70
4	5 to 9 visits	60	0.45	68	0.51
5	10 or more visits	39	0.29	33	0.25
Weighted									
Value	Formatted Value	Q1 Count	Percent	Q2 Count	Percent	Q3 Count	Percent	Q4 Count	Percent
.	Did not answer	449286	6.20	292953	4.04	7263127	100.00	7322632	100.00
N	I had no visits in lst 12 months	86054	1.19	82635	1.14
O	I do not use other tobacco products	4954311	68.35	4985319	68.73
1	None	1497907	20.66	1557186	21.47
2	1 visit	101890	1.41	125231	1.73
3	2 to 4 visits	114483	1.58	157899	2.18
4	5 to 9 visits	28163	0.39	42121	0.58
5	10 or more visits	16675	0.23	9966	0.14

S09D05 -

In a typical week: amount of dip/chewing tobacco/snuff/snus used

Unweighted									
Value	Formatted Value	Q1 Count	Q1 Percent	Q2 Count	Q2 Percent	Q3 Count	Q3 Percent	Q4 Count	Q4 Percent
.	Did not answer	13369	100.00	288	2.18	12432	100.00	11669	100.00
C	Should be skipped	.	.	78	0.59
D	Don't know	.	.	16	0.12
N	Valid skip	.	.	12245	92.67
1	Less than one can/pouch	.	.	275	2.08
2	One or two cans/pouches	.	.	157	1.19
3	Two or more cans/pouches	.	.	155	1.17

Weighted									
Value	Formatted Value	Q1 Count	Q1 Percent	Q2 Count	Q2 Percent	Q3 Count	Q3 Percent	Q4 Count	Q4 Percent
.	Did not answer	7248770	100.00	144087	1.99	7263127	100.00	7322632	100.00
C	Should be skipped	.	.	61969	0.85
D	Don't know	.	.	13125	0.18
N	Valid skip	.	.	6750383	93.07
1	Less than one can/pouch	.	.	138932	1.92
2	One or two cans/pouches	.	.	60219	0.83
3	Two or more cans/pouches	.	.	84595	1.17

S09N11 -

Preference between military and civilian facilities for all of your health care

Unweighted									
Value	Formatted Value	Q1 Count	Q1 Percent	Q2 Count	Q2 Percent	Q3 Count	Q3 Percent	Q4 Count	Q4 Percent
.	Did not answer	469	3.50	358	2.71	410	3.30	11669	100.00
1	All care from military facilities	1895	14.17	1838	13.91	1659	13.34	.	.
2	All care from civilian facilities	3511	26.26	3349	25.34	3351	26.95	.	.
3	Some care from mil and civ facilities	6265	46.86	6278	47.51	5817	46.79	.	.
4	No preference	1229	9.19	1391	10.53	1195	9.61	.	.

Weighted									
Value	Formatted Value	Q1 Count	Q1 Percent	Q2 Count	Q2 Percent	Q3 Count	Q3 Percent	Q4 Count	Q4 Percent
.	Did not answer	285650	3.94	173053	2.39	201939	2.78	7322632	100.00
1	All care from military facilities	950522	13.11	915417	12.62	907218	12.49	.	.
2	All care from civilian facilities	2211988	30.52	2183970	30.11	2244517	30.90	.	.
3	Some care from mil and civ facilities	3047649	42.04	3105956	42.82	3056644	42.08	.	.
4	No preference	752961	10.39	874914	12.06	852809	11.74	.	.

S09Q01 - Had blood stool test using a home kit									
Unweighted									
Value	Formatted Value	Q1 Count	Q1 Percent	Q2 Count	Q2 Percent	Q3 Count	Q3 Percent	Q4 Count	Q4 Percent
.	Did not answer	13369	100.00	255	1.93	12432	100.00	11669	100.00
D	Don't know	.	.	185	1.40
1	Yes	.	.	3148	23.82
2	No	.	.	9626	72.85
Weighted									
Value	Formatted Value	Q1 Count	Q1 Percent	Q2 Count	Q2 Percent	Q3 Count	Q3 Percent	Q4 Count	Q4 Percent
.	Did not answer	7248770	100.00	122715	1.69	7263127	100.00	7322632	100.00
D	Don't know	.	.	102453	1.41
1	Yes	.	.	2364163	32.59
2	No	.	.	4663979	64.30

S09Q02 - Time since last blood stool test using a home kit									
Unweighted									
Value	Formatted Value	Q1 Count	Q1 Percent	Q2 Count	Q2 Percent	Q3 Count	Q3 Percent	Q4 Count	Q4 Percent
.	Did not answer	13369	100.00	291	2.20	12432	100.00	11669	100.00
C	Should be skipped	.	.	795	6.02
D	Don't know	.	.	69	0.52
N	Never had a blood stool test	.	.	9016	68.23
1	Within the last 12 months	.	.	977	7.39
2	1 to less than 2 years ago	.	.	705	5.34
3	2 to less than 5 years ago	.	.	773	5.85
4	5 or more years ago	.	.	588	4.45
Weighted									
Value	Formatted Value	Q1 Count	Q1 Percent	Q2 Count	Q2 Percent	Q3 Count	Q3 Percent	Q4 Count	Q4 Percent
.	Did not answer	7248770	100.00	165955	2.29	7263127	100.00	7322632	100.00
C	Should be skipped	.	.	520524	7.18
D	Don't know	.	.	56128	0.77
N	Never had a blood stool test	.	.	4245908	58.54
1	Within the last 12 months	.	.	665504	9.18
2	1 to less than 2 years ago	.	.	528102	7.28
3	2 to less than 5 years ago	.	.	590179	8.14
4	5 or more years ago	.	.	481009	6.63

S09Q03 - Had sigmoidoscopy or colonoscopy exam									
Unweighted									
Value	Formatted Value	Q1 Count	Q1 Percent	Q2 Count	Q2 Percent	Q3 Count	Q3 Percent	Q4 Count	Q4 Percent
.	Did not answer	13369	100.00	245	1.85	12432	100.00	11669	100.00
D	Don't know	.	.	120	0.91
1	Yes	.	.	4001	30.28
2	No	.	.	8848	66.96
Weighted									
Value	Formatted Value	Q1 Count	Q1 Percent	Q2 Count	Q2 Percent	Q3 Count	Q3 Percent	Q4 Count	Q4 Percent
.	Did not answer	7248770	100.00	104350	1.44	7263127	100.00	7322632	100.00
D	Don't know	.	.	55514	0.77
1	Yes	.	.	3091492	42.62
2	No	.	.	4001953	55.17

S09Q04 - Time since last sigmoidoscopy									
Unweighted									
Value	Formatted Value	Q1 Count	Q1 Percent	Q2 Count	Q2 Percent	Q3 Count	Q3 Percent	Q4 Count	Q4 Percent
.	Did not answer	13369	100.00	338	2.56	12432	100.00	11669	100.00
C	Should be skipped	.	.	549	4.15
D	Don't know	.	.	115	0.87
N	Never had a sigmoidoscopy	.	.	10176	77.01
1	Within the last 12 months	.	.	300	2.27
2	1 to less than 2 years ago	.	.	307	2.32
3	2 to less than 5 years ago	.	.	634	4.80
4	5 or more years ago	.	.	795	6.02
Weighted									
Value	Formatted Value	Q1 Count	Q1 Percent	Q2 Count	Q2 Percent	Q3 Count	Q3 Percent	Q4 Count	Q4 Percent
.	Did not answer	7248770	100.00	203756	2.81	7263127	100.00	7322632	100.00
C	Should be skipped	.	.	343622	4.74
D	Don't know	.	.	96331	1.33
N	Never had a sigmoidoscopy	.	.	4887029	67.38
1	Within the last 12 months	.	.	225679	3.11
2	1 to less than 2 years ago	.	.	252875	3.49
3	2 to less than 5 years ago	.	.	556848	7.68
4	5 or more years ago	.	.	687170	9.47

S09Q05 -

Time since last colonoscopy

		Unweighted							
Value	Formatted Value	Q1		Q2		Q3		Q4	
		Count	Percent	Count	Percent	Count	Percent	Count	Percent
.	Did not answer	13369	100.00	304	2.30	12432	100.00	11669	100.00
C	Should be skipped	.	.	564	4.27
D	Don't know	.	.	75	0.57
N	Never had a colonoscopy	.	.	8676	65.66
1	Within the last 12 months	.	.	896	6.78
2	1 to less than 2 years ago	.	.	707	5.35
3	2 to less than 5 years ago	.	.	1297	9.82
4	5 to less than 10 years ago	.	.	565	4.28
5	10 or more years ago	.	.	130	0.98

		Weighted							
Value	Formatted Value	Q1		Q2		Q3		Q4	
		Count	Percent	Count	Percent	Count	Percent	Count	Percent
.	Did not answer	7248770	100.00	162460	2.24	7263127	100.00	7322632	100.00
C	Should be skipped	.	.	353843	4.88
D	Don't know	.	.	63488	0.88
N	Never had a colonoscopy	.	.	3879394	53.48
1	Within the last 12 months	.	.	641123	8.84
2	1 to less than 2 years ago	.	.	524335	7.23
3	2 to less than 5 years ago	.	.	1044504	14.40
4	5 to less than 10 years ago	.	.	478484	6.60
5	10 or more years ago	.	.	105677	1.46

S09W01 -

Last emergency room visit due to an accident, injury or some health problem

		Unweighted							
Value	Formatted Value	Q1		Q2		Q3		Q4	
		Count	Percent	Count	Percent	Count	Percent	Count	Percent
.	Did not answer	13369	100.00	13214	100.00	100	0.80	11669	100.00
C	Should be skipped	453	3.64	.	.
D	Don't know	29	0.23	.	.
N	No emergency room visits in last 12 months	8624	69.37	.	.
1	Accident or injury	1011	8.13	.	.
2	Some other reason	2215	17.82	.	.

		Weighted							
Value	Formatted Value	Q1		Q2		Q3		Q4	
		Count	Percent	Count	Percent	Count	Percent	Count	Percent
.	Did not answer	7248770	100.00	7253310	100.00	103254	1.42	7322632	100.00
C	Should be skipped	377676	5.20	.	.
D	Don't know	17765	0.24	.	.
N	No emergency room visits in last 12 months	4782485	65.85	.	.
1	Accident or injury	588744	8.11	.	.
2	Some other reason	1393204	19.18	.	.

S09W02 -**Able to contact doctor or other health professional about health problem before going to the emergency room**

Unweighted									
Value	Formatted Value	Q1 Count	Q1 Percent	Q2 Count	Q2 Percent	Q3 Count	Q3 Percent	Q4 Count	Q4 Percent
.	Did not answer	13369	100.00	13214	100.00	120	0.97	11669	100.00
C	Should be skipped	111	0.89	.	.
D	Don't know	111	0.89	.	.
N	Valid skip	8966	72.12	.	.
1	Yes	1209	9.72	.	.
2	No	1915	15.40	.	.

Weighted									
Value	Formatted Value	Q1 Count	Q1 Percent	Q2 Count	Q2 Percent	Q3 Count	Q3 Percent	Q4 Count	Q4 Percent
.	Did not answer	7248770	100.00	7253310	100.00	137138	1.89	7322632	100.00
C	Should be skipped	102394	1.41	.	.
D	Don't know	76329	1.05	.	.
N	Valid skip	5057767	69.64	.	.
1	Yes	794415	10.94	.	.
2	No	1095083	15.08	.	.

S09W03 -**Doctor or health professional told you to go to the emergency room**

Unweighted									
Value	Formatted Value	Q1 Count	Q1 Percent	Q2 Count	Q2 Percent	Q3 Count	Q3 Percent	Q4 Count	Q4 Percent
.	Did not answer	13369	100.00	13214	100.00	125	1.01	11669	100.00
C	Should be skipped	88	0.71	.	.
D	Don't know	16	0.13	.	.
N	Valid skip	11015	88.60	.	.
1	Yes	834	6.71	.	.
2	No	354	2.85	.	.

Weighted									
Value	Formatted Value	Q1 Count	Q1 Percent	Q2 Count	Q2 Percent	Q3 Count	Q3 Percent	Q4 Count	Q4 Percent
.	Did not answer	7248770	100.00	7253310	100.00	141398	1.95	7322632	100.00
C	Should be skipped	92503	1.27	.	.
D	Don't know	16146	0.22	.	.
N	Valid skip	6239071	85.90	.	.
1	Yes	514280	7.08	.	.
2	No	259728	3.58	.	.

S09W04 -

Tried to see or call a doctor or other health professional about this problem before going to the emergency room or calling for emergency medical assistance

Unweighted									
Value	Formatted Value	Q1 Count	Q1 Percent	Q2 Count	Q2 Percent	Q3 Count	Q3 Percent	Q4 Count	Q4 Percent
.	Did not answer	13369	100.00	13214	100.00	128	1.03	11669	100.00
C	Should be skipped	349	2.81	.	.
D	Don't know	47	0.38	.	.
N	Valid skip	9562	76.91	.	.
1	Yes	545	4.38	.	.
2	No	1801	14.49	.	.

Weighted									
Value	Formatted Value	Q1 Count	Q1 Percent	Q2 Count	Q2 Percent	Q3 Count	Q3 Percent	Q4 Count	Q4 Percent
.	Did not answer	7248770	100.00	7253310	100.00	137349	1.89	7322632	100.00
C	Should be skipped	306232	4.22	.	.
D	Don't know	37023	0.51	.	.
N	Valid skip	5368210	73.91	.	.
1	Yes	292195	4.02	.	.
2	No	1122119	15.45	.	.

S09W05 -

At the time you went to the emergency room, there were places to go to for treatment other than the emergency room

Unweighted									
Value	Formatted Value	Q1 Count	Q1 Percent	Q2 Count	Q2 Percent	Q3 Count	Q3 Percent	Q4 Count	Q4 Percent
.	Did not answer	13369	100.00	13214	100.00	128	1.03	11669	100.00
C	Should be skipped	339	2.73	.	.
D	Don't know	151	1.21	.	.
N	Valid skip	9572	76.99	.	.
1	Yes	640	5.15	.	.
2	No	1602	12.89	.	.

Weighted									
Value	Formatted Value	Q1 Count	Q1 Percent	Q2 Count	Q2 Percent	Q3 Count	Q3 Percent	Q4 Count	Q4 Percent
.	Did not answer	7248770	100.00	7253310	100.00	138127	1.90	7322632	100.00
C	Should be skipped	296009	4.08	.	.
D	Don't know	91194	1.26	.	.
N	Valid skip	5378432	74.05	.	.
1	Yes	431856	5.95	.	.
2	No	927509	12.77	.	.

S09W06 -**Why decide to go to emergency room rather than alternative**

		Unweighted							
Value	Formatted Value	Q1		Q2		Q3		Q4	
		Count	Percent	Count	Percent	Count	Percent	Count	Percent
.	Did not answer	13369	100.00	13214	100.00	131	1.05	11669	100.00
C	Should be skipped	214	1.72	.	.
D	Don't know	10	0.08	.	.
N	Valid skip	11450	92.10	.	.
1	Other choices were closed at the time	309	2.49	.	.
2	Other choices were too far away	63	0.51	.	.
3	Other choices cost too much	27	0.22	.	.
4	Other reason	228	1.83	.	.

		Weighted							
Value	Formatted Value	Q1		Q2		Q3		Q4	
		Count	Percent	Count	Percent	Count	Percent	Count	Percent
.	Did not answer	7248770	100.00	7253310	100.00	139755	1.92	7322632	100.00
C	Should be skipped	173148	2.38	.	.
D	Don't know	8985	0.12	.	.
N	Valid skip	6519996	89.77	.	.
1	Other choices were closed at the time	208845	2.88	.	.
2	Other choices were too far away	35508	0.49	.	.
3	Other choices cost too much	17055	0.23	.	.
4	Other reason	159834	2.20	.	.

S09W07 -**As a result of this emergency room visit, admitted to the hospital for an overnight stay**

		Unweighted							
Value	Formatted Value	Q1		Q2		Q3		Q4	
		Count	Percent	Count	Percent	Count	Percent	Count	Percent
.	Did not answer	13369	100.00	13214	100.00	131	1.05	11669	100.00
C	Should be skipped	326	2.62	.	.
D	Don't know	15	0.12	.	.
N	Valid skip	9585	77.10	.	.
1	Yes	360	2.90	.	.
2	No	2015	16.21	.	.

		Weighted							
Value	Formatted Value	Q1		Q2		Q3		Q4	
		Count	Percent	Count	Percent	Count	Percent	Count	Percent
.	Did not answer	7248770	100.00	7253310	100.00	138211	1.90	7322632	100.00
C	Should be skipped	285336	3.93	.	.
D	Don't know	10067	0.14	.	.
N	Valid skip	5389105	74.20	.	.
1	Yes	298958	4.12	.	.
2	No	1141450	15.72	.	.

S09009 - Had the same personal doctor or nurse before joining this health plan									
Unweighted									
Value	Formatted Value	Q1 Count	Percent	Q2 Count	Percent	Q3 Count	Percent	Q4 Count	Percent
.	Did not answer	13369	100.00	13214	100.00	77	0.62	350	3.00
C	Should be skipped	2574	20.70	142	1.22
N	Valid skip	1641	13.20	3864	33.11
1	Yes	2013	16.19	1799	15.42
2	No	6127	49.28	5514	47.25
Weighted									
Value	Formatted Value	Q1 Count	Percent	Q2 Count	Percent	Q3 Count	Percent	Q4 Count	Percent
.	Did not answer	7248770	100.00	7253310	100.00	83147	1.14	341605	4.67
C	Should be skipped	1165921	16.05	113604	1.55
N	Valid skip	680942	9.38	1812774	24.76
1	Yes	1797972	24.75	1673770	22.86
2	No	3535145	48.67	3380879	46.17

S09010 - Since joined health plan, how much of a problem, if any, was it to get a personal doctor or nurse you are happy with?									
Unweighted									
Value	Formatted Value	Q1 Count	Percent	Q2 Count	Percent	Q3 Count	Percent	Q4 Count	Percent
.	Did not answer	13369	100.00	13214	100.00	929	7.47	422	3.62
C	Should be skipped	363	2.92	363	3.11
N	Valid skip	1650	13.27	1436	12.31
1	A big problem	1377	11.08	1319	11.30
2	A small problem	2370	19.06	2407	20.63
3	Not a problem	5743	46.20	5722	49.04
Weighted									
Value	Formatted Value	Q1 Count	Percent	Q2 Count	Percent	Q3 Count	Percent	Q4 Count	Percent
.	Did not answer	7248770	100.00	7253310	100.00	560034	7.71	271243	3.70
C	Should be skipped	384380	5.29	409790	5.60
N	Valid skip	1413592	19.46	1263980	17.26
1	A big problem	649547	8.94	712023	9.72
2	A small problem	1161874	16.00	1251245	17.09
3	Not a problem	3093700	42.59	3414351	46.63

S09011 -
Able to see my provider when needed

Unweighted									
Value	Formatted Value	Q1 Count	Q1 Percent	Q2 Count	Q2 Percent	Q3 Count	Q3 Percent	Q4 Count	Q4 Percent
.	Did not answer	13369	100.00	13214	100.00	416	3.35	11669	100.00
1	Strongly disagree	1035	8.33	.	.
2	Disagree	1189	9.56	.	.
3	Neither agree nor disagree	1880	15.12	.	.
4	Agree	5837	46.95	.	.
5	Strongly agree	2075	16.69	.	.

Weighted									
Value	Formatted Value	Q1 Count	Q1 Percent	Q2 Count	Q2 Percent	Q3 Count	Q3 Percent	Q4 Count	Q4 Percent
.	Did not answer	7248770	100.00	7253310	100.00	198493	2.73	7322632	100.00
1	Strongly disagree	623273	8.58	.	.
2	Disagree	501110	6.90	.	.
3	Neither agree nor disagree	945667	13.02	.	.
4	Agree	3385317	46.61	.	.
5	Strongly agree	1609268	22.16	.	.

S09012 -
Last visit to provider's office: number days wait between making the appointment and actually seeing a provider

Unweighted									
Value	Formatted Value	Q1 Count	Q1 Percent	Q2 Count	Q2 Percent	Q3 Count	Q3 Percent	Q4 Count	Q4 Percent
.	Did not answer	13369	100.00	13214	100.00	495	3.98	11669	100.00
D	I cannot remember my most recent visit	768	6.18	.	.
1	Same day	1849	14.87	.	.
2	1 to 7 days	6242	50.21	.	.
3	8 to 30 days	2708	21.78	.	.
4	31 or more days	370	2.98	.	.

Weighted									
Value	Formatted Value	Q1 Count	Q1 Percent	Q2 Count	Q2 Percent	Q3 Count	Q3 Percent	Q4 Count	Q4 Percent
.	Did not answer	7248770	100.00	7253310	100.00	279436	3.85	7322632	100.00
D	I cannot remember my most recent visit	437453	6.02	.	.
1	Same day	1150306	15.84	.	.
2	1 to 7 days	3676799	50.62	.	.
3	8 to 30 days	1442307	19.86	.	.
4	31 or more days	276827	3.81	.	.

S09013 -
Satisfaction with the length of time waited for appointment

Unweighted									
Value	Formatted Value	Q1 Count	Q1 Percent	Q2 Count	Q2 Percent	Q3 Count	Q3 Percent	Q4 Count	Q4 Percent
.	Did not answer	13369	100.00	13214	100.00	463	3.72	11669	100.00
N	Valid skip	768	6.18	.	.
1	Completely dissatisfied	1229	9.89	.	.
2	Somewhat dissatisfied	1943	15.63	.	.
3	Neither satisfied nor dissatisfied	1673	13.46	.	.
4	Somewhat satisfied	2835	22.80	.	.
5	Completely satisfied	3521	28.32	.	.

Weighted									
Value	Formatted Value	Q1 Count	Q1 Percent	Q2 Count	Q2 Percent	Q3 Count	Q3 Percent	Q4 Count	Q4 Percent
.	Did not answer	7248770	100.00	7253310	100.00	254677	3.51	7322632	100.00
N	Valid skip	437453	6.02	.	.
1	Completely dissatisfied	718206	9.89	.	.
2	Somewhat dissatisfied	935505	12.88	.	.
3	Neither satisfied nor dissatisfied	833332	11.47	.	.
4	Somewhat satisfied	1585630	21.83	.	.
5	Completely satisfied	2498324	34.40	.	.

S09014 -
Satisfaction with health care received during last visit

Unweighted									
Value	Formatted Value	Q1 Count	Q1 Percent	Q2 Count	Q2 Percent	Q3 Count	Q3 Percent	Q4 Count	Q4 Percent
.	Did not answer	13369	100.00	13214	100.00	446	3.59	11669	100.00
1	Completely dissatisfied	745	5.99	.	.
2	Somewhat dissatisfied	845	6.80	.	.
3	Neither satisfied nor dissatisfied	1503	12.09	.	.
4	Somewhat satisfied	3464	27.86	.	.
5	Completely satisfied	5429	43.67	.	.

Weighted									
Value	Formatted Value	Q1 Count	Q1 Percent	Q2 Count	Q2 Percent	Q3 Count	Q3 Percent	Q4 Count	Q4 Percent
.	Did not answer	7248770	100.00	7253310	100.00	216838	2.99	7322632	100.00
1	Completely dissatisfied	466216	6.42	.	.
2	Somewhat dissatisfied	408198	5.62	.	.
3	Neither satisfied nor dissatisfied	724339	9.97	.	.
4	Somewhat satisfied	1761930	24.26	.	.
5	Completely satisfied	3685605	50.74	.	.

S09K01 - Sometimes your health care provider cares more about what is convenient for him/her than about your medical needs									
Unweighted									
Value	Formatted Value	Q1 Count	Percent	Q2 Count	Percent	Q3 Count	Percent	Q4 Count	Percent
.	Did not answer	13369	100.00	13214	100.00	329	2.65	11669	100.00
1	Strongly agree	540	4.34	.	.
2	Agree	1438	11.57	.	.
3	Neither agree nor disagree	3223	25.93	.	.
4	Disagree	4778	38.43	.	.
5	Strongly disagree	2124	17.08	.	.
Weighted									
Value	Formatted Value	Q1 Count	Percent	Q2 Count	Percent	Q3 Count	Percent	Q4 Count	Percent
.	Did not answer	7248770	100.00	7253310	100.00	171685	2.36	7322632	100.00
1	Strongly agree	278549	3.84	.	.
2	Agree	705129	9.71	.	.
3	Neither agree nor disagree	1743063	24.00	.	.
4	Disagree	2850565	39.25	.	.
5	Strongly disagree	1514136	20.85	.	.

S09K02 - Health care provider is always thoughtful and thorough									
Unweighted									
Value	Formatted Value	Q1 Count	Percent	Q2 Count	Percent	Q3 Count	Percent	Q4 Count	Percent
.	Did not answer	13369	100.00	13214	100.00	318	2.56	11669	100.00
1	Strongly agree	2355	18.94	.	.
2	Agree	5741	46.18	.	.
3	Neither agree nor disagree	2915	23.45	.	.
4	Disagree	883	7.10	.	.
5	Strongly disagree	220	1.77	.	.
Weighted									
Value	Formatted Value	Q1 Count	Percent	Q2 Count	Percent	Q3 Count	Percent	Q4 Count	Percent
.	Did not answer	7248770	100.00	7253310	100.00	169377	2.33	7322632	100.00
1	Strongly agree	1653354	22.76	.	.
2	Agree	3443296	47.41	.	.
3	Neither agree nor disagree	1484780	20.44	.	.
4	Disagree	405732	5.59	.	.
5	Strongly disagree	106587	1.47	.	.

S09K03 -**Completely trust health care provider's decisions about which medical treatments are best for you**

Unweighted									
Value	Formatted Value	Q1 Count	Percent	Q2 Count	Percent	Q3 Count	Percent	Q4 Count	Percent
.	Did not answer	13369	100.00	13214	100.00	327	2.63	11669	100.00
1	Strongly agree	1939	15.60	.	.
2	Agree	5269	42.38	.	.
3	Neither agree nor disagree	3437	27.65	.	.
4	Disagree	1179	9.48	.	.
5	Strongly disagree	281	2.26	.	.

Weighted									
Value	Formatted Value	Q1 Count	Percent	Q2 Count	Percent	Q3 Count	Percent	Q4 Count	Percent
.	Did not answer	7248770	100.00	7253310	100.00	171315	2.36	7322632	100.00
1	Strongly agree	1427018	19.65	.	.
2	Agree	3164921	43.58	.	.
3	Neither agree nor disagree	1817727	25.03	.	.
4	Disagree	558117	7.68	.	.
5	Strongly disagree	124029	1.71	.	.

S09K04 -**Health care provider is completely honest in telling you about all of the different treatment options available for your condition**

Unweighted									
Value	Formatted Value	Q1 Count	Percent	Q2 Count	Percent	Q3 Count	Percent	Q4 Count	Percent
.	Did not answer	13369	100.00	13214	100.00	343	2.76	11669	100.00
1	Strongly agree	2131	17.14	.	.
2	Agree	5543	44.59	.	.
3	Neither agree nor disagree	3418	27.49	.	.
4	Disagree	796	6.40	.	.
5	Strongly disagree	201	1.62	.	.

Weighted									
Value	Formatted Value	Q1 Count	Percent	Q2 Count	Percent	Q3 Count	Percent	Q4 Count	Percent
.	Did not answer	7248770	100.00	7253310	100.00	176585	2.43	7322632	100.00
1	Strongly agree	1507638	20.76	.	.
2	Agree	3309655	45.57	.	.
3	Neither agree nor disagree	1801460	24.80	.	.
4	Disagree	374347	5.15	.	.
5	Strongly disagree	93441	1.29	.	.

S09K05 - All in all, have complete trust in health care provider									
Unweighted									
Value	Formatted Value	Q1 Count	Q1 Percent	Q2 Count	Q2 Percent	Q3 Count	Q3 Percent	Q4 Count	Q4 Percent
.	Did not answer	13369	100.00	13214	100.00	344	2.77	11669	100.00
1	Strongly agree	2222	17.87	.	.
2	Agree	5423	43.62	.	.
3	Neither agree nor disagree	3184	25.61	.	.
4	Disagree	991	7.97	.	.
5	Strongly disagree	268	2.16	.	.
Weighted									
Value	Formatted Value	Q1 Count	Q1 Percent	Q2 Count	Q2 Percent	Q3 Count	Q3 Percent	Q4 Count	Q4 Percent
.	Did not answer	7248770	100.00	7253310	100.00	178803	2.46	7322632	100.00
1	Strongly agree	1612654	22.20	.	.
2	Agree	3250501	44.75	.	.
3	Neither agree nor disagree	1646393	22.67	.	.
4	Disagree	456184	6.28	.	.
5	Strongly disagree	118593	1.63	.	.

S09K12 - Health plan cares more about saving money than about getting you the treatment you need									
Unweighted									
Value	Formatted Value	Q1 Count	Q1 Percent	Q2 Count	Q2 Percent	Q3 Count	Q3 Percent	Q4 Count	Q4 Percent
.	Did not answer	13369	100.00	13214	100.00	274	2.20	11669	100.00
1	Strongly agree	922	7.42	.	.
2	Agree	1637	13.17	.	.
3	Neither agree nor disagree	4559	36.67	.	.
4	Disagree	3659	29.43	.	.
5	Strongly disagree	1381	11.11	.	.
Weighted									
Value	Formatted Value	Q1 Count	Q1 Percent	Q2 Count	Q2 Percent	Q3 Count	Q3 Percent	Q4 Count	Q4 Percent
.	Did not answer	7248770	100.00	7253310	100.00	161179	2.22	7322632	100.00
1	Strongly agree	468781	6.45	.	.
2	Agree	821540	11.31	.	.
3	Neither agree nor disagree	2560771	35.26	.	.
4	Disagree	2235522	30.78	.	.
5	Strongly disagree	1015334	13.98	.	.

S09K13 - Feel the need to double-check everything your health plan does									
Unweighted									
Value	Formatted Value	Q1 Count	Percent	Q2 Count	Percent	Q3 Count	Percent	Q4 Count	Percent
.	Did not answer	13369	100.00	13214	100.00	282	2.27	11669	100.00
1	Strongly agree	669	5.38	.	.
2	Agree	1825	14.68	.	.
3	Neither agree nor disagree	3620	29.12	.	.
4	Disagree	4611	37.09	.	.
5	Strongly disagree	1425	11.46	.	.
Weighted									
Value	Formatted Value	Q1 Count	Percent	Q2 Count	Percent	Q3 Count	Percent	Q4 Count	Percent
.	Did not answer	7248770	100.00	7253310	100.00	163180	2.25	7322632	100.00
1	Strongly agree	356822	4.91	.	.
2	Agree	946757	13.04	.	.
3	Neither agree nor disagree	2027028	27.91	.	.
4	Disagree	2767692	38.11	.	.
5	Strongly disagree	1001649	13.79	.	.

S09K14 - Believe health plan will pay for everything it is supposed to, even really expensive treatments									
Unweighted									
Value	Formatted Value	Q1 Count	Percent	Q2 Count	Percent	Q3 Count	Percent	Q4 Count	Percent
.	Did not answer	13369	100.00	13214	100.00	286	2.30	11669	100.00
1	Strongly agree	1954	15.72	.	.
2	Agree	5224	42.02	.	.
3	Neither agree nor disagree	2999	24.12	.	.
4	Disagree	1540	12.39	.	.
5	Strongly disagree	429	3.45	.	.
Weighted									
Value	Formatted Value	Q1 Count	Percent	Q2 Count	Percent	Q3 Count	Percent	Q4 Count	Percent
.	Did not answer	7248770	100.00	7253310	100.00	165479	2.28	7322632	100.00
1	Strongly agree	1242996	17.11	.	.
2	Agree	3113702	42.87	.	.
3	Neither agree nor disagree	1707711	23.51	.	.
4	Disagree	809540	11.15	.	.
5	Strongly disagree	223699	3.08	.	.

S09K15 - Think health plan will give you a straight answer to questions									
Unweighted									
Value	Formatted Value	Q1 Count	Q1 Percent	Q2 Count	Q2 Percent	Q3 Count	Q3 Percent	Q4 Count	Q4 Percent
.	Did not answer	13369	100.00	13214	100.00	294	2.36	11669	100.00
1	Strongly agree	1663	13.38	.	.
2	Agree	6415	51.60	.	.
3	Neither agree nor disagree	3041	24.46	.	.
4	Disagree	817	6.57	.	.
5	Strongly disagree	202	1.62	.	.
Weighted									
Value	Formatted Value	Q1 Count	Q1 Percent	Q2 Count	Q2 Percent	Q3 Count	Q3 Percent	Q4 Count	Q4 Percent
.	Did not answer	7248770	100.00	7253310	100.00	168640	2.32	7322632	100.00
1	Strongly agree	1124389	15.48	.	.
2	Agree	3788413	52.16	.	.
3	Neither agree nor disagree	1658943	22.84	.	.
4	Disagree	421733	5.81	.	.
5	Strongly disagree	101009	1.39	.	.

S09K16 - All in all, have complete trust in health plan									
Unweighted									
Value	Formatted Value	Q1 Count	Q1 Percent	Q2 Count	Q2 Percent	Q3 Count	Q3 Percent	Q4 Count	Q4 Percent
.	Did not answer	13369	100.00	13214	100.00	292	2.35	11669	100.00
1	Strongly agree	1738	13.98	.	.
2	Agree	5813	46.76	.	.
3	Neither agree nor disagree	3288	26.45	.	.
4	Disagree	988	7.95	.	.
5	Strongly disagree	313	2.52	.	.
Weighted									
Value	Formatted Value	Q1 Count	Q1 Percent	Q2 Count	Q2 Percent	Q3 Count	Q3 Percent	Q4 Count	Q4 Percent
.	Did not answer	7248770	100.00	7253310	100.00	167432	2.31	7322632	100.00
1	Strongly agree	1260151	17.35	.	.
2	Agree	3501785	48.21	.	.
3	Neither agree nor disagree	1712699	23.58	.	.
4	Disagree	468465	6.45	.	.
5	Strongly disagree	152594	2.10	.	.

S09J01 - Can obtain civilian health insurance for self through some civilian group									
Unweighted									
Value	Formatted Value	Q1 Count	Q1 Percent	Q2 Count	Q2 Percent	Q3 Count	Q3 Percent	Q4 Count	Q4 Percent
.	Did not answer	13369	100.00	13214	100.00	12432	100.00	39	0.33
1	Yes	3444	29.51
2	No	8186	70.15
Weighted									
Value	Formatted Value	Q1 Count	Q1 Percent	Q2 Count	Q2 Percent	Q3 Count	Q3 Percent	Q4 Count	Q4 Percent
.	Did not answer	7248770	100.00	7253310	100.00	7263127	100.00	38494	0.53
1	Yes	2264415	30.92
2	No	5019723	68.55

S09J02A - Obtain civilian coverage: my current employer									
Unweighted									
Value	Formatted Value	Q1 Count	Q1 Percent	Q2 Count	Q2 Percent	Q3 Count	Q3 Percent	Q4 Count	Q4 Percent
.	Did not answer	13369	100.00	13214	100.00	12432	100.00	.	.
N	Valid skip	8186	70.15
1	Marked	1926	16.51
2	Not marked	1557	13.34
Weighted									
Value	Formatted Value	Q1 Count	Q1 Percent	Q2 Count	Q2 Percent	Q3 Count	Q3 Percent	Q4 Count	Q4 Percent
.	Did not answer	7248770	100.00	7253310	100.00	7263127	100.00	.	.
N	Valid skip	5019723	68.55
1	Marked	1101163	15.04
2	Not marked	1201746	16.41

S09J02B - Obtain civilian coverage: COBRA from previous employer										
Unweighted										
Value	Formatted Value	Q1 Count	Percent	Q2 Count	Percent	Q3 Count	Percent	Q4 Count	Percent	
.	Did not answer	13369	100.00	13214	100.00	12432	100.00	.	.	.
N	Valid skip	8186	70.15	.
1	Marked	35	0.30	.
2	Not marked	3448	29.55	.
Weighted										
Value	Formatted Value	Q1 Count	Percent	Q2 Count	Percent	Q3 Count	Percent	Q4 Count	Percent	
.	Did not answer	7248770	100.00	7253310	100.00	7263127	100.00	.	.	.
N	Valid skip	5019723	68.55	.
1	Marked	26269	0.36	.
2	Not marked	2276640	31.09	.

S09J02C - Obtain civilian coverage: retirement coverage from previous employer										
Unweighted										
Value	Formatted Value	Q1 Count	Percent	Q2 Count	Percent	Q3 Count	Percent	Q4 Count	Percent	
.	Did not answer	13369	100.00	13214	100.00	12432	100.00	.	.	.
N	Valid skip	8186	70.15	.
1	Marked	191	1.64	.
2	Not marked	3292	28.21	.
Weighted										
Value	Formatted Value	Q1 Count	Percent	Q2 Count	Percent	Q3 Count	Percent	Q4 Count	Percent	
.	Did not answer	7248770	100.00	7253310	100.00	7263127	100.00	.	.	.
N	Valid skip	5019723	68.55	.
1	Marked	223726	3.06	.
2	Not marked	2079183	28.39	.

S09J02D - Obtain civilian coverage: family member's current employer										
Unweighted										
Value	Formatted Value	Q1 Count	Q1 Percent	Q2 Count	Q2 Percent	Q3 Count	Q3 Percent	Q4 Count	Q4 Percent	
.	Did not answer	13369	100.00	13214	100.00	12432	100.00	.	.	.
N	Valid skip	8186	70.15	.
1	Marked	602	5.16	.
2	Not marked	2881	24.69	.
Weighted										
Value	Formatted Value	Q1 Count	Q1 Percent	Q2 Count	Q2 Percent	Q3 Count	Q3 Percent	Q4 Count	Q4 Percent	
.	Did not answer	7248770	100.00	7253310	100.00	7263127	100.00	.	.	.
N	Valid skip	5019723	68.55	.
1	Marked	396986	5.42	.
2	Not marked	1905923	26.03	.

S09J02E - Obtain civilian coverage: COBRA from family member's previous employer										
Unweighted										
Value	Formatted Value	Q1 Count	Q1 Percent	Q2 Count	Q2 Percent	Q3 Count	Q3 Percent	Q4 Count	Q4 Percent	
.	Did not answer	13369	100.00	13214	100.00	12432	100.00	.	.	.
N	Valid skip	8186	70.15	.
1	Marked	5	0.04	.
2	Not marked	3478	29.81	.
Weighted										
Value	Formatted Value	Q1 Count	Q1 Percent	Q2 Count	Q2 Percent	Q3 Count	Q3 Percent	Q4 Count	Q4 Percent	
.	Did not answer	7248770	100.00	7253310	100.00	7263127	100.00	.	.	.
N	Valid skip	5019723	68.55	.
1	Marked	4984	0.07	.
2	Not marked	2297925	31.38	.

S09J02F -**Obtain civilian coverage: retirement coverage from family member's previous employer**

Unweighted									
Value	Formatted Value	Q1 Count	Percent	Q2 Count	Percent	Q3 Count	Percent	Q4 Count	Percent
.	Did not answer	13369	100.00	13214	100.00	12432	100.00	.	.
N	Valid skip	8186	70.15
1	Marked	115	0.99
2	Not marked	3368	28.86

Weighted									
Value	Formatted Value	Q1 Count	Percent	Q2 Count	Percent	Q3 Count	Percent	Q4 Count	Percent
.	Did not answer	7248770	100.00	7253310	100.00	7263127	100.00	.	.
N	Valid skip	5019723	68.55
1	Marked	116168	1.59
2	Not marked	2186741	29.86

S09J02G -**Obtain civilian coverage: another organization**

Unweighted									
Value	Formatted Value	Q1 Count	Percent	Q2 Count	Percent	Q3 Count	Percent	Q4 Count	Percent
.	Did not answer	13369	100.00	13214	100.00	12432	100.00	.	.
N	Valid skip	8186	70.15
1	Marked	248	2.13
2	Not marked	3235	27.72

Weighted									
Value	Formatted Value	Q1 Count	Percent	Q2 Count	Percent	Q3 Count	Percent	Q4 Count	Percent
.	Did not answer	7248770	100.00	7253310	100.00	7263127	100.00	.	.
N	Valid skip	5019723	68.55
1	Marked	150594	2.06
2	Not marked	2152315	29.39

S09J02H - Obtain civilian coverage: government program										
Unweighted										
Value	Formatted Value	Q1 Count	Percent	Q2 Count	Percent	Q3 Count	Percent	Q4 Count	Percent	
.	Did not answer	13369	100.00	13214	100.00	12432	100.00	.	.	.
N	Valid skip	8186	70.15	.
1	Marked	193	1.65	.
2	Not marked	3290	28.19	.
Weighted										
Value	Formatted Value	Q1 Count	Percent	Q2 Count	Percent	Q3 Count	Percent	Q4 Count	Percent	
.	Did not answer	7248770	100.00	7253310	100.00	7263127	100.00	.	.	.
N	Valid skip	5019723	68.55	.
1	Marked	127652	1.74	.
2	Not marked	2175257	29.71	.

S09J02I - Obtain civilian coverage: don't know										
Unweighted										
Value	Formatted Value	Q1 Count	Percent	Q2 Count	Percent	Q3 Count	Percent	Q4 Count	Percent	
.	Did not answer	13369	100.00	13214	100.00	12432	100.00	.	.	.
C	Should be skipped	234	2.01	.
N	Valid skip	7952	68.15	.
1	Marked	259	2.22	.
2	Not marked	3224	27.63	.
Weighted										
Value	Formatted Value	Q1 Count	Percent	Q2 Count	Percent	Q3 Count	Percent	Q4 Count	Percent	
.	Did not answer	7248770	100.00	7253310	100.00	7263127	100.00	.	.	.
C	Should be skipped	205808	2.81	.
N	Valid skip	4813915	65.74	.
1	Marked	162430	2.22	.
2	Not marked	2140480	29.23	.

S09J03 -
Are you or you and others in household covered by a civilian policy

Unweighted									
Value	Formatted Value	Q1 Count	Q1 Percent	Q2 Count	Q2 Percent	Q3 Count	Q3 Percent	Q4 Count	Q4 Percent
.	Did not answer	13369	100.00	13214	100.00	12432	100.00	218	1.87
C	Should be skipped	408	3.50
N	Valid skip	7778	66.66
1	Yes, I alone	525	4.50
2	Yes, I plus others in household covered	1073	9.20
4	No	1667	14.29

Weighted									
Value	Formatted Value	Q1 Count	Q1 Percent	Q2 Count	Q2 Percent	Q3 Count	Q3 Percent	Q4 Count	Q4 Percent
.	Did not answer	7248770	100.00	7253310	100.00	7263127	100.00	184366	2.52
C	Should be skipped	343905	4.70
N	Valid skip	4675818	63.85
1	Yes, I alone	386960	5.28
2	Yes, I plus others in household covered	792253	10.82
4	No	939330	12.83

S09J04 -
I or family member pay all or part of insurance premium for civilian coverage

Unweighted									
Value	Formatted Value	Q1 Count	Q1 Percent	Q2 Count	Q2 Percent	Q3 Count	Q3 Percent	Q4 Count	Q4 Percent
.	Did not answer	13369	100.00	13214	100.00	12432	100.00	244	2.09
C	Should be skipped	176	1.51
D	Don't know	157	1.35
N	Valid skip	9677	82.93
1	Yes, family/I pay all of the premium	315	2.70
2	Yes, family/I pay part of the premium	521	4.46
3	No, coverage is available at no cost	579	4.96

Weighted									
Value	Formatted Value	Q1 Count	Q1 Percent	Q2 Count	Q2 Percent	Q3 Count	Q3 Percent	Q4 Count	Q4 Percent
.	Did not answer	7248770	100.00	7253310	100.00	7263127	100.00	213943	2.92
C	Should be skipped	160098	2.19
D	Don't know	107960	1.47
N	Valid skip	5798955	79.19
1	Yes, family/I pay all of the premium	279318	3.81
2	Yes, family/I pay part of the premium	382681	5.23
3	No, coverage is available at no cost	379677	5.18

S09J05 - How much (in dollars) per month do you or family member pay for this coverage									
Unweighted									
Value	Formatted Value	Q1 Count	Q1 Percent	Q2 Count	Q2 Percent	Q3 Count	Q3 Percent	Q4 Count	Q4 Percent
.	Did not answer	13369	100.00	13214	100.00	12432	100.00	426	3.65
C	Should be skipped	421	3.61
D	Don't know	266	2.28
N	Valid skip	10011	85.79
1	1	3	0.03
2	2	2	0.02
3	3	1	0.01
4	4	3	0.03
5	5	1	0.01
6	6	1	0.01
8	8	2	0.02
9	9	1	0.01
13	13	1	0.01
15	15	4	0.03
17	17	1	0.01
18	18	1	0.01
19	19	1	0.01
20	20	5	0.04
23	23	2	0.02
25	25	6	0.05
26	26	3	0.03
28	28	1	0.01
29	29	3	0.03
30	30	1	0.01
31	31	2	0.02
32	32	3	0.03
33	33	1	0.01
34	34	2	0.02
35	35	3	0.03
36	36	3	0.03
38	38	1	0.01
39	39	1	0.01
40	40	11	0.09
42	42	3	0.03
43	43	2	0.02
45	45	4	0.03
48	48	2	0.02
50	50	7	0.06
51	51	1	0.01
55	55	5	0.04
56	56	4	0.03
57	57	1	0.01
59	59	1	0.01
60	60	6	0.05
62	62	1	0.01
65	65	2	0.02
66	66	1	0.01
67	67	1	0.01
68	68	2	0.02
69	69	2	0.02
70	70	4	0.03
72	72	2	0.02
73	73	1	0.01
74	74	1	0.01
75	75	8	0.07
76	76	3	0.03
78	78	1	0.01
80	80	5	0.04
82	82	3	0.03
84	84	3	0.03
85	85	4	0.03

86	86	1	0.01
87	87	2	0.02
88	88	1	0.01
89	89	2	0.02
90	90	2	0.02
92	92	1	0.01
94	94	1	0.01
95	95	1	0.01
96	96	3	0.03
99	99	1	0.01
100	100	24	0.21
106	106	3	0.03
107	107	1	0.01
110	110	7	0.06
113	113	1	0.01
114	114	1	0.01
115	115	1	0.01
118	118	1	0.01
120	120	8	0.07
121	121	1	0.01
122	122	2	0.02
123	123	1	0.01
125	125	6	0.05
128	128	1	0.01
130	130	3	0.03
132	132	1	0.01
133	133	1	0.01
134	134	1	0.01
135	135	4	0.03
136	136	1	0.01
138	138	3	0.03
140	140	5	0.04
143	143	1	0.01
144	144	1	0.01
145	145	3	0.03
148	148	2	0.02
150	150	13	0.11
153	153	1	0.01
154	154	1	0.01
155	155	1	0.01
156	156	3	0.03
157	157	1	0.01
159	159	1	0.01
160	160	6	0.05
162	162	1	0.01
164	164	1	0.01
165	165	2	0.02
169	169	1	0.01
170	170	5	0.04
171	171	1	0.01
172	172	2	0.02
175	175	1	0.01
180	180	5	0.04
185	185	3	0.03
186	186	1	0.01
187	187	1	0.01
188	188	2	0.02
189	189	1	0.01
190	190	2	0.02
194	194	1	0.01
195	195	2	0.02
198	198	1	0.01
200	200	10	0.09
202	202	1	0.01
208	208	1	0.01
210	210	3	0.03
214	214	1	0.01
215	215	3	0.03
216	216	1	0.01
219	219	1	0.01
220	220	7	0.06
221	221	1	0.01

222	222	2	0.02
224	224	1	0.01
225	225	4	0.03
229	229	1	0.01
230	230	7	0.06
235	235	1	0.01
240	240	2	0.02
243	243	1	0.01
245	245	2	0.02
246	246	2	0.02
247	247	1	0.01
248	248	1	0.01
249	249	2	0.02
250	250	11	0.09
256	256	1	0.01
257	257	2	0.02
259	259	1	0.01
260	260	4	0.03
263	263	1	0.01
265	265	1	0.01
270	270	1	0.01
272	272	2	0.02
273	273	1	0.01
275	275	3	0.03
277	277	2	0.02
280	280	4	0.03
285	285	3	0.03
286	286	2	0.02
289	289	2	0.02
290	290	1	0.01
300	300	18	0.15
302	302	1	0.01
314	314	1	0.01
320	320	1	0.01
328	328	2	0.02
329	329	3	0.03
335	335	1	0.01
340	340	4	0.03
346	346	1	0.01
347	347	1	0.01
350	350	8	0.07
352	352	1	0.01
356	356	2	0.02
357	357	5	0.04
358	358	1	0.01
360	360	3	0.03
365	365	2	0.02
368	368	1	0.01
380	380	1	0.01
390	390	1	0.01
399	399	1	0.01
400	400	11	0.09
403	403	1	0.01
415	415	3	0.03
420	420	1	0.01
425	425	2	0.02
430	430	2	0.02
440	440	1	0.01
444	444	1	0.01
450	450	6	0.05
452	452	1	0.01
454	454	1	0.01
456	456	1	0.01
459	459	1	0.01
464	464	1	0.01
482	482	1	0.01
500	500	7	0.06
520	520	1	0.01
524	524	1	0.01
525	525	1	0.01
539	539	1	0.01
543	543	1	0.01

2009 HEALTH CARE SURVEY OF DOD BENEFICIARIES – FINAL

550	550	2	0.02
555	555	1	0.01
560	560	2	0.02
565	565	1	0.01
600	600	3	0.03
650	650	4	0.03
700	700	1	0.01
721	721	1	0.01
750	750	1	0.01
907	907	1	0.01
1000	\$1,000 or more	16	0.14

Weighted									
Value	Formatted Value	Q1		Q2		Q3		Q4	
		Count	Percent	Count	Percent	Count	Percent	Count	Percent
.	Did not answer	7248770	100.00	7253310	100.00	7263127	100.00	349792	4.78
C	Should be skipped	282841	3.86
D	Don't know	187423	2.56
N	Valid skip	6055889	82.70
1	1	4342	0.06
2	2	4114	0.06
3	3	904	0.01
4	4	1443	0.02
5	5	978	0.01
6	6	978	0.01
8	8	3553	0.05
9	9	723	0.01
13	13	135	0.00
15	15	3609	0.05
17	17	2103	0.03
18	18	303	0.00
19	19	274	0.00
20	20	2589	0.04
23	23	1891	0.03
25	25	2654	0.04
26	26	2661	0.04
28	28	135	0.00
29	29	1813	0.02
30	30	1701	0.02
31	31	1546	0.02
32	32	2687	0.04
33	33	693	0.01
34	34	1809	0.02
35	35	827	0.01
36	36	2876	0.04
38	38	101	0.00
39	39	523	0.01
40	40	6090	0.08
42	42	4115	0.06
43	43	1898	0.03
45	45	6706	0.09
48	48	1619	0.02
50	50	4114	0.06
51	51	435	0.01
55	55	4726	0.06
56	56	2610	0.04
57	57	511	0.01
59	59	523	0.01
60	60	3674	0.05
62	62	165	0.00
65	65	2379	0.03
66	66	326	0.00
67	67	173	0.00
68	68	1740	0.02
69	69	1057	0.01
70	70	3492	0.05
72	72	773	0.01
73	73	2233	0.03
74	74	1406	0.02

75	75	2711	0.04
76	76	2790	0.04
78	78	904	0.01
80	80	5765	0.08
82	82	5399	0.07
84	84	5215	0.07
85	85	1638	0.02
86	86	1192	0.02
87	87	293	0.00
88	88	1192	0.02
89	89	1586	0.02
90	90	1096	0.01
92	92	904	0.01
94	94	2103	0.03
95	95	2233	0.03
96	96	3876	0.05
99	99	2103	0.03
100	100	14540	0.20
106	106	1198	0.02
107	107	1854	0.03
110	110	4140	0.06
113	113	641	0.01
114	114	1192	0.02
115	115	701	0.01
118	118	281	0.00
120	120	5084	0.07
121	121	2588	0.04
122	122	1057	0.01
123	123	904	0.01
125	125	2787	0.04
128	128	86	0.00
130	130	1063	0.01
132	132	174	0.00
133	133	523	0.01
134	134	262	0.00
135	135	4267	0.06
136	136	435	0.01
138	138	774	0.01
140	140	3269	0.04
143	143	2233	0.03
144	144	135	0.00
145	145	1566	0.02
148	148	828	0.01
150	150	6505	0.09
153	153	978	0.01
154	154	284	0.00
155	155	904	0.01
156	156	2662	0.04
157	157	262	0.00
159	159	181	0.00
160	160	4035	0.06
162	162	123	0.00
164	164	125	0.00
165	165	270	0.00
169	169	904	0.01
170	170	2381	0.03
171	171	1192	0.02
172	172	1882	0.03
175	175	3382	0.05
180	180	2400	0.03
185	185	5444	0.07
186	186	260	0.00
187	187	295	0.00
188	188	973	0.01
189	189	2103	0.03
190	190	962	0.01
194	194	107	0.00
195	195	776	0.01
198	198	126	0.00
200	200	7960	0.11
202	202	978	0.01
208	208	1192	0.02

210	210	3922	0.05
214	214	165	0.00
215	215	1342	0.02
216	216	904	0.01
219	219	346	0.00
220	220	4873	0.07
221	221	978	0.01
222	222	1893	0.03
224	224	269	0.00
225	225	5125	0.07
229	229	2103	0.03
230	230	7262	0.10
235	235	1406	0.02
240	240	925	0.01
243	243	580	0.01
245	245	2368	0.03
246	246	1834	0.03
247	247	26	0.00
248	248	978	0.01
249	249	2745	0.04
250	250	7585	0.10
256	256	904	0.01
257	257	1029	0.01
259	259	2233	0.03
260	260	2693	0.04
263	263	978	0.01
265	265	150	0.00
270	270	624	0.01
272	272	1809	0.02
273	273	978	0.01
275	275	2676	0.04
277	277	128	0.00
280	280	5145	0.07
285	285	2125	0.03
286	286	2713	0.04
289	289	983	0.01
290	290	123	0.00
300	300	17099	0.23
302	302	135	0.00
314	314	845	0.01
320	320	978	0.01
328	328	1834	0.03
329	329	1701	0.02
335	335	978	0.01
340	340	7183	0.10
346	346	256	0.00
347	347	2103	0.03
350	350	6527	0.09
352	352	693	0.01
356	356	3425	0.05
357	357	8042	0.11
358	358	904	0.01
360	360	2402	0.03
365	365	1882	0.03
368	368	641	0.01
380	380	641	0.01
390	390	641	0.01
399	399	135	0.00
400	400	11184	0.15
403	403	1653	0.02
415	415	1881	0.03
420	420	1854	0.03
425	425	3229	0.04
430	430	967	0.01
440	440	904	0.01
444	444	2103	0.03
450	450	3314	0.05
452	452	3853	0.05
454	454	2367	0.03
456	456	2103	0.03
459	459	1192	0.02
464	464	1521	0.02

482	482	2588	0.04
500	500	4019	0.05
520	520	78	0.00
524	524	978	0.01
525	525	904	0.01
539	539	845	0.01
543	543	962	0.01
550	550	1145	0.02
555	555	1192	0.02
560	560	3078	0.04
565	565	693	0.01
600	600	2185	0.03
650	650	2980	0.04
700	700	173	0.00
721	721	978	0.01
750	750	123	0.00
907	907	978	0.01
1000	\$1,000 or more	10737	0.15

S09J06 -

Used civilian coverage for any of your health care in the past 12 months

Unweighted									
Value	Formatted Value	Q1 Count	Percent	Q2 Count	Percent	Q3 Count	Percent	Q4 Count	Percent
.	Did not answer	13369	100.00	13214	100.00	12432	100.00	211	1.81
C	Should be skipped	395	3.39
N	Valid skip	7791	66.77
1	Yes	1329	11.39
2	No	1943	16.65

Weighted									
Value	Formatted Value	Q1 Count	Percent	Q2 Count	Percent	Q3 Count	Percent	Q4 Count	Percent
.	Did not answer	7248770	100.00	7253310	100.00	7263127	100.00	172150	2.35
C	Should be skipped	350694	4.79
N	Valid skip	4669029	63.76
1	Yes	1018135	13.90
2	No	1112625	15.19

S09J07A -**Not used civilian coverage: not available**

		Unweighted							
Value	Formatted Value	Q1		Q2		Q3		Q4	
		Count	Percent	Count	Percent	Count	Percent	Count	Percent
.	Did not answer	13369	100.00	13214	100.00	12432	100.00	211	1.81
C	Should be skipped	109	0.93
N	Valid skip	9406	80.61
1	Marked	76	0.65
2	Not marked	1867	16.00

		Weighted							
Value	Formatted Value	Q1		Q2		Q3		Q4	
		Count	Percent	Count	Percent	Count	Percent	Count	Percent
.	Did not answer	7248770	100.00	7253310	100.00	7263127	100.00	172150	2.35
C	Should be skipped	73319	1.00
N	Valid skip	5964539	81.45
1	Marked	46500	0.64
2	Not marked	1066125	14.56

S09J07B -**Not used civilian coverage: had better choice of doctors with TRICARE**

		Unweighted							
Value	Formatted Value	Q1		Q2		Q3		Q4	
		Count	Percent	Count	Percent	Count	Percent	Count	Percent
.	Did not answer	13369	100.00	13214	100.00	12432	100.00	211	1.81
C	Should be skipped	47	0.40
N	Valid skip	9468	81.14
1	Marked	311	2.67
2	Not marked	1632	13.99

		Weighted							
Value	Formatted Value	Q1		Q2		Q3		Q4	
		Count	Percent	Count	Percent	Count	Percent	Count	Percent
.	Did not answer	7248770	100.00	7253310	100.00	7263127	100.00	172150	2.35
C	Should be skipped	59583	0.81
N	Valid skip	5978275	81.64
1	Marked	195397	2.67
2	Not marked	917228	12.53

S09J07C -**Not used civilian coverage: don't want to pay premium for civilian coverage**

		Unweighted							
Value	Formatted Value	Q1		Q2		Q3		Q4	
		Count	Percent	Count	Percent	Count	Percent	Count	Percent
.	Did not answer	13369	100.00	13214	100.00	12432	100.00	211	1.81
C	Should be skipped	36	0.31
N	Valid skip	9479	81.23
1	Marked	761	6.52
2	Not marked	1182	10.13

		Weighted							
Value	Formatted Value	Q1		Q2		Q3		Q4	
		Count	Percent	Count	Percent	Count	Percent	Count	Percent
.	Did not answer	7248770	100.00	7253310	100.00	7263127	100.00	172150	2.35
C	Should be skipped	37380	0.51
N	Valid skip	6000478	81.94
1	Marked	404225	5.52
2	Not marked	708400	9.67

S09J07D -**Not used civilian coverage: better customer service with TRICARE**

		Unweighted							
Value	Formatted Value	Q1		Q2		Q3		Q4	
		Count	Percent	Count	Percent	Count	Percent	Count	Percent
.	Did not answer	13369	100.00	13214	100.00	12432	100.00	211	1.81
C	Should be skipped	34	0.29
N	Valid skip	9481	81.25
1	Marked	279	2.39
2	Not marked	1664	14.26

		Weighted							
Value	Formatted Value	Q1		Q2		Q3		Q4	
		Count	Percent	Count	Percent	Count	Percent	Count	Percent
.	Did not answer	7248770	100.00	7253310	100.00	7263127	100.00	172150	2.35
C	Should be skipped	41337	0.56
N	Valid skip	5996521	81.89
1	Marked	174575	2.38
2	Not marked	938050	12.81

S09J07E -**Not used civilian coverage: civilian benefits are poor compared to TRICARE**

		Unweighted							
Value	Formatted Value	Q1		Q2		Q3		Q4	
		Count	Percent	Count	Percent	Count	Percent	Count	Percent
.	Did not answer	13369	100.00	13214	100.00	12432	100.00	211	1.81
C	Should be skipped	19	0.16
N	Valid skip	9496	81.38
1	Marked	244	2.09
2	Not marked	1699	14.56

		Weighted							
Value	Formatted Value	Q1		Q2		Q3		Q4	
		Count	Percent	Count	Percent	Count	Percent	Count	Percent
.	Did not answer	7248770	100.00	7253310	100.00	7263127	100.00	172150	2.35
C	Should be skipped	23634	0.32
N	Valid skip	6014224	82.13
1	Marked	148371	2.03
2	Not marked	964254	13.17

S09J07F -**Not used civilian coverage: personal doctor is only available through TRICARE**

		Unweighted							
Value	Formatted Value	Q1		Q2		Q3		Q4	
		Count	Percent	Count	Percent	Count	Percent	Count	Percent
.	Did not answer	13369	100.00	13214	100.00	12432	100.00	211	1.81
C	Should be skipped	26	0.22
N	Valid skip	9489	81.32
1	Marked	139	1.19
2	Not marked	1804	15.46

		Weighted							
Value	Formatted Value	Q1		Q2		Q3		Q4	
		Count	Percent	Count	Percent	Count	Percent	Count	Percent
.	Did not answer	7248770	100.00	7253310	100.00	7263127	100.00	172150	2.35
C	Should be skipped	28123	0.38
N	Valid skip	6009735	82.07
1	Marked	79265	1.08
2	Not marked	1033359	14.11

S09J07G -**Not used civilian coverage: want to be sure I can always use military health care**

Unweighted										
Value	Formatted Value	Q1		Q2		Q3		Q4		
		Count	Percent	Count	Percent	Count	Percent	Count	Percent	
.	Did not answer	13369	100.00	13214	100.00	12432	100.00	211	1.81	
C	Should be skipped	41	0.35	
N	Valid skip	9474	81.19	
1	Marked	333	2.85	
2	Not marked	1610	13.80	
Weighted										
Value	Formatted Value	Q1		Q2		Q3		Q4		
		Count	Percent	Count	Percent	Count	Percent	Count	Percent	
.	Did not answer	7248770	100.00	7253310	100.00	7263127	100.00	172150	2.35	
C	Should be skipped	46475	0.63	
N	Valid skip	5991383	81.82	
1	Marked	175974	2.40	
2	Not marked	936650	12.79	

S09J07H -**Not used civilian coverage: pay less for TRICARE than I would for civilian care**

Unweighted										
Value	Formatted Value	Q1		Q2		Q3		Q4		
		Count	Percent	Count	Percent	Count	Percent	Count	Percent	
.	Did not answer	13369	100.00	13214	100.00	12432	100.00	.	.	
1	Marked	824	7.06	
2	Not marked	10845	92.94	
Weighted										
Value	Formatted Value	Q1		Q2		Q3		Q4		
		Count	Percent	Count	Percent	Count	Percent	Count	Percent	
.	Did not answer	7248770	100.00	7253310	100.00	7263127	100.00	.	.	
1	Marked	514287	7.02	
2	Not marked	6808346	92.98	

S09J07I - Not used civilian coverage: prefer to use military doctors									
Unweighted									
Value	Formatted Value	Q1 Count	Q1 Percent	Q2 Count	Q2 Percent	Q3 Count	Q3 Percent	Q4 Count	Q4 Percent
.	Did not answer	13369	100.00	13214	100.00	12432	100.00	211	1.81
C	Should be skipped	45	0.39
N	Valid skip	9470	81.16
1	Marked	313	2.68
2	Not marked	1630	13.97
Weighted									
Value	Formatted Value	Q1 Count	Q1 Percent	Q2 Count	Q2 Percent	Q3 Count	Q3 Percent	Q4 Count	Q4 Percent
.	Did not answer	7248770	100.00	7253310	100.00	7263127	100.00	172150	2.35
C	Should be skipped	44161	0.60
N	Valid skip	5993697	81.85
1	Marked	146668	2.00
2	Not marked	965957	13.19

S09J07J - Not used civilian coverage: prefer military hospitals									
Unweighted									
Value	Formatted Value	Q1 Count	Q1 Percent	Q2 Count	Q2 Percent	Q3 Count	Q3 Percent	Q4 Count	Q4 Percent
.	Did not answer	13369	100.00	13214	100.00	12432	100.00	211	1.81
C	Should be skipped	36	0.31
N	Valid skip	9479	81.23
1	Marked	260	2.23
2	Not marked	1683	14.42
Weighted									
Value	Formatted Value	Q1 Count	Q1 Percent	Q2 Count	Q2 Percent	Q3 Count	Q3 Percent	Q4 Count	Q4 Percent
.	Did not answer	7248770	100.00	7253310	100.00	7263127	100.00	172150	2.35
C	Should be skipped	40575	0.55
N	Valid skip	5997283	81.90
1	Marked	134520	1.84
2	Not marked	978105	13.36

S09J07K - Not used civilian coverage: have not needed health care										
Unweighted										
Value	Formatted Value	Q1 Count	Q1 Percent	Q2 Count	Q2 Percent	Q3 Count	Q3 Percent	Q4 Count	Q4 Percent	
.	Did not answer	13369	100.00	13214	100.00	12432	100.00	.	.	
1	Marked	246	2.11	
2	Not marked	11423	97.89	
Weighted										
Value	Formatted Value	Q1 Count	Q1 Percent	Q2 Count	Q2 Percent	Q3 Count	Q3 Percent	Q4 Count	Q4 Percent	
.	Did not answer	7248770	100.00	7253310	100.00	7263127	100.00	.	.	
1	Marked	150737	2.06	
2	Not marked	7171896	97.94	

S09J07L - Not used civilian coverage: another reason										
Unweighted										
Value	Formatted Value	Q1 Count	Q1 Percent	Q2 Count	Q2 Percent	Q3 Count	Q3 Percent	Q4 Count	Q4 Percent	
.	Did not answer	13369	100.00	13214	100.00	12432	100.00	.	.	
1	Marked	272	2.33	
2	Not marked	11397	97.67	
Weighted										
Value	Formatted Value	Q1 Count	Q1 Percent	Q2 Count	Q2 Percent	Q3 Count	Q3 Percent	Q4 Count	Q4 Percent	
.	Did not answer	7248770	100.00	7253310	100.00	7263127	100.00	.	.	
1	Marked	161237	2.20	
2	Not marked	7161395	97.80	

S09J07M - Not used civilian coverage: receive employer bonus for not taking employee coverage										
Unweighted										
Value	Formatted Value	Q1		Q2		Q3		Q4		
		Count	Percent	Count	Percent	Count	Percent	Count	Percent	
.	Did not answer	13369	100.00	13214	100.00	12432	100.00	211	1.81	
C	Should be skipped	1	0.01	
N	Valid skip	9514	81.53	
1	Marked	55	0.47	
2	Not marked	1888	16.18	
Weighted										
Value	Formatted Value	Q1		Q2		Q3		Q4		
		Count	Percent	Count	Percent	Count	Percent	Count	Percent	
.	Did not answer	7248770	100.00	7253310	100.00	7263127	100.00	172150	2.35	
C	Should be skipped	1406	0.02	
N	Valid skip	6036452	82.44	
1	Marked	30381	0.41	
2	Not marked	1082244	14.78	

S09J07N - Not used civilian coverage: family member receives employer bonus for not taking employee coverage										
Unweighted										
Value	Formatted Value	Q1		Q2		Q3		Q4		
		Count	Percent	Count	Percent	Count	Percent	Count	Percent	
.	Did not answer	13369	100.00	13214	100.00	12432	100.00	211	1.81	
C	Should be skipped	2	0.02	
N	Valid skip	9513	81.52	
1	Marked	22	0.19	
2	Not marked	1921	16.46	
Weighted										
Value	Formatted Value	Q1		Q2		Q3		Q4		
		Count	Percent	Count	Percent	Count	Percent	Count	Percent	
.	Did not answer	7248770	100.00	7253310	100.00	7263127	100.00	172150	2.35	
C	Should be skipped	1784	0.02	
N	Valid skip	6036074	82.43	
1	Marked	14263	0.19	
2	Not marked	1098362	15.00	

S09J08 - Used TRICARE for any health care (except for prescription drugs) in the past 12 months									
Unweighted									
Value	Formatted Value	Q1 Count	Percent	Q2 Count	Percent	Q3 Count	Percent	Q4 Count	Percent
.	Did not answer	13369	100.00	13214	100.00	12432	100.00	215	1.84
C	Should be skipped	412	3.53
N	Valid skip	7774	66.62
1	Yes	2243	19.22
2	No	1025	8.78
Weighted									
Value	Formatted Value	Q1 Count	Percent	Q2 Count	Percent	Q3 Count	Percent	Q4 Count	Percent
.	Did not answer	7248770	100.00	7253310	100.00	7263127	100.00	189353	2.59
C	Should be skipped	359681	4.91
N	Valid skip	4660043	63.64
1	Yes	1380326	18.85
2	No	733230	10.01

S09J09A - Not used TRICARE: greater choice of doctors with my civilian plan									
Unweighted									
Value	Formatted Value	Q1 Count	Percent	Q2 Count	Percent	Q3 Count	Percent	Q4 Count	Percent
.	Did not answer	13369	100.00	13214	100.00	12432	100.00	215	1.84
C	Should be skipped	6	0.05
N	Valid skip	10423	89.32
1	Marked	142	1.22
2	Not marked	883	7.57
Weighted									
Value	Formatted Value	Q1 Count	Percent	Q2 Count	Percent	Q3 Count	Percent	Q4 Count	Percent
.	Did not answer	7248770	100.00	7253310	100.00	7263127	100.00	189353	2.59
C	Should be skipped	8144	0.11
N	Valid skip	6391905	87.29
1	Marked	107925	1.47
2	Not marked	625304	8.54

S09J09B - Not used TRICARE: don't want to pay the premium for TRICARE										
Unweighted										
Value	Formatted Value	Q1 Count	Percent	Q2 Count	Percent	Q3 Count	Percent	Q4 Count	Percent	
.	Did not answer	13369	100.00	13214	100.00	12432	100.00	215	1.84	
C	Should be skipped	2	0.02	
N	Valid skip	10427	89.36	
1	Marked	50	0.43	
2	Not marked	975	8.36	
Weighted										
Value	Formatted Value	Q1 Count	Percent	Q2 Count	Percent	Q3 Count	Percent	Q4 Count	Percent	
.	Did not answer	7248770	100.00	7253310	100.00	7263127	100.00	189353	2.59	
C	Should be skipped	2310	0.03	
N	Valid skip	6397739	87.37	
1	Marked	42342	0.58	
2	Not marked	690888	9.43	

S09J09C - Not used TRICARE: better customer service with civilian plans										
Unweighted										
Value	Formatted Value	Q1 Count	Percent	Q2 Count	Percent	Q3 Count	Percent	Q4 Count	Percent	
.	Did not answer	13369	100.00	13214	100.00	12432	100.00	215	1.84	
C	Should be skipped	3	0.03	
N	Valid skip	10426	89.35	
1	Marked	69	0.59	
2	Not marked	956	8.19	
Weighted										
Value	Formatted Value	Q1 Count	Percent	Q2 Count	Percent	Q3 Count	Percent	Q4 Count	Percent	
.	Did not answer	7248770	100.00	7253310	100.00	7263127	100.00	189353	2.59	
C	Should be skipped	4060	0.06	
N	Valid skip	6395989	87.35	
1	Marked	50871	0.69	
2	Not marked	682359	9.32	

S09J09D - Not used TRICARE: personal doctor is not available to me through TRICARE										
Unweighted										
Value	Formatted Value	Q1 Count	Q1 Percent	Q2 Count	Q2 Percent	Q3 Count	Q3 Percent	Q4 Count	Q4 Percent	
.	Did not answer	13369	100.00	13214	100.00	12432	100.00	215	1.84	
C	Should be skipped	9	0.08	
N	Valid skip	10420	89.30	
1	Marked	112	0.96	
2	Not marked	913	7.82	
Weighted										
Value	Formatted Value	Q1 Count	Q1 Percent	Q2 Count	Q2 Percent	Q3 Count	Q3 Percent	Q4 Count	Q4 Percent	
.	Did not answer	7248770	100.00	7253310	100.00	7263127	100.00	189353	2.59	
C	Should be skipped	5890	0.08	
N	Valid skip	6394159	87.32	
1	Marked	90297	1.23	
2	Not marked	642933	8.78	

S09J09E - Not used TRICARE: TRICARE benefits are poor compared to my civilian plan										
Unweighted										
Value	Formatted Value	Q1 Count	Q1 Percent	Q2 Count	Q2 Percent	Q3 Count	Q3 Percent	Q4 Count	Q4 Percent	
.	Did not answer	13369	100.00	13214	100.00	12432	100.00	215	1.84	
C	Should be skipped	3	0.03	
N	Valid skip	10426	89.35	
1	Marked	50	0.43	
2	Not marked	975	8.36	
Weighted										
Value	Formatted Value	Q1 Count	Q1 Percent	Q2 Count	Q2 Percent	Q3 Count	Q3 Percent	Q4 Count	Q4 Percent	
.	Did not answer	7248770	100.00	7253310	100.00	7263127	100.00	189353	2.59	
C	Should be skipped	1852	0.03	
N	Valid skip	6398197	87.38	
1	Marked	32971	0.45	
2	Not marked	700259	9.56	

S09J09F -**Not used TRICARE: easier to get care through civilian plan**

		Unweighted							
Value	Formatted Value	Q1		Q2		Q3		Q4	
		Count	Percent	Count	Percent	Count	Percent	Count	Percent
.	Did not answer	13369	100.00	13214	100.00	12432	100.00	215	1.84
C	Should be skipped	7	0.06
N	Valid skip	10422	89.31
1	Marked	237	2.03
2	Not marked	788	6.75

		Weighted							
Value	Formatted Value	Q1		Q2		Q3		Q4	
		Count	Percent	Count	Percent	Count	Percent	Count	Percent
.	Did not answer	7248770	100.00	7253310	100.00	7263127	100.00	189353	2.59
C	Should be skipped	9506	0.13
N	Valid skip	6390542	87.27
1	Marked	174770	2.39
2	Not marked	558460	7.63

S09J09G -**Not used TRICARE: pay less for civilian care than I would for TRICARE**

		Unweighted							
Value	Formatted Value	Q1		Q2		Q3		Q4	
		Count	Percent	Count	Percent	Count	Percent	Count	Percent
.	Did not answer	13369	100.00	13214	100.00	12432	100.00	215	1.84
C	Should be skipped	5	0.04
N	Valid skip	10424	89.33
1	Marked	46	0.39
2	Not marked	979	8.39

		Weighted							
Value	Formatted Value	Q1		Q2		Q3		Q4	
		Count	Percent	Count	Percent	Count	Percent	Count	Percent
.	Did not answer	7248770	100.00	7253310	100.00	7263127	100.00	189353	2.59
C	Should be skipped	4138	0.06
N	Valid skip	6395911	87.34
1	Marked	35463	0.48
2	Not marked	697767	9.53

S09J09H - Not used TRICARE: no military facilities near me										
Unweighted										
Value	Formatted Value	Q1 Count	Q1 Percent	Q2 Count	Q2 Percent	Q3 Count	Q3 Percent	Q4 Count	Q4 Percent	
.	Did not answer	13369	100.00	13214	100.00	12432	100.00	215	1.84	
C	Should be skipped	21	0.18	
N	Valid skip	10408	89.19	
1	Marked	168	1.44	
2	Not marked	857	7.34	
Weighted										
Value	Formatted Value	Q1 Count	Q1 Percent	Q2 Count	Q2 Percent	Q3 Count	Q3 Percent	Q4 Count	Q4 Percent	
.	Did not answer	7248770	100.00	7253310	100.00	7263127	100.00	189353	2.59	
C	Should be skipped	26755	0.37	
N	Valid skip	6373294	87.04	
1	Marked	133135	1.82	
2	Not marked	600095	8.20	

S09J09I - Not used TRICARE: prefer civilian doctors										
Unweighted										
Value	Formatted Value	Q1 Count	Q1 Percent	Q2 Count	Q2 Percent	Q3 Count	Q3 Percent	Q4 Count	Q4 Percent	
.	Did not answer	13369	100.00	13214	100.00	12432	100.00	215	1.84	
C	Should be skipped	7	0.06	
N	Valid skip	10422	89.31	
1	Marked	83	0.71	
2	Not marked	942	8.07	
Weighted										
Value	Formatted Value	Q1 Count	Q1 Percent	Q2 Count	Q2 Percent	Q3 Count	Q3 Percent	Q4 Count	Q4 Percent	
.	Did not answer	7248770	100.00	7253310	100.00	7263127	100.00	189353	2.59	
C	Should be skipped	7725	0.11	
N	Valid skip	6392324	87.30	
1	Marked	63272	0.86	
2	Not marked	669958	9.15	

S09J09J - Not used TRICARE: prefer civilian hospitals										
Unweighted										
Value	Formatted Value	Q1 Count	Q1 Percent	Q2 Count	Q2 Percent	Q3 Count	Q3 Percent	Q4 Count	Q4 Percent	
.	Did not answer	13369	100.00	13214	100.00	12432	100.00	215	1.84	
C	Should be skipped	6	0.05	
N	Valid skip	10423	89.32	
1	Marked	63	0.54	
2	Not marked	962	8.24	
Weighted										
Value	Formatted Value	Q1 Count	Q1 Percent	Q2 Count	Q2 Percent	Q3 Count	Q3 Percent	Q4 Count	Q4 Percent	
.	Did not answer	7248770	100.00	7253310	100.00	7263127	100.00	189353	2.59	
C	Should be skipped	6608	0.09	
N	Valid skip	6393441	87.31	
1	Marked	48302	0.66	
2	Not marked	684927	9.35	

S09J09K - Not used TRICARE: have not needed health care										
Unweighted										
Value	Formatted Value	Q1 Count	Q1 Percent	Q2 Count	Q2 Percent	Q3 Count	Q3 Percent	Q4 Count	Q4 Percent	
.	Did not answer	13369	100.00	13214	100.00	12432	100.00	215	1.84	
C	Should be skipped	25	0.21	
N	Valid skip	10404	89.16	
1	Marked	291	2.49	
2	Not marked	734	6.29	
Weighted										
Value	Formatted Value	Q1 Count	Q1 Percent	Q2 Count	Q2 Percent	Q3 Count	Q3 Percent	Q4 Count	Q4 Percent	
.	Did not answer	7248770	100.00	7253310	100.00	7263127	100.00	189353	2.59	
C	Should be skipped	20066	0.27	
N	Valid skip	6379983	87.13	
1	Marked	171535	2.34	
2	Not marked	561695	7.67	

S09J09L - Not used TRICARE: another reason										
Unweighted										
Value	Formatted Value	Q1 Count	Percent	Q2 Count	Percent	Q3 Count	Percent	Q4 Count	Percent	
.	Did not answer	13369	100.00	13214	100.00	12432	100.00	215	1.84	
C	Should be skipped	37	0.32	
N	Valid skip	10392	89.06	
1	Marked	245	2.10	
2	Not marked	780	6.68	
Weighted										
Value	Formatted Value	Q1 Count	Percent	Q2 Count	Percent	Q3 Count	Percent	Q4 Count	Percent	
.	Did not answer	7248770	100.00	7253310	100.00	7263127	100.00	189353	2.59	
C	Should be skipped	42383	0.58	
N	Valid skip	6357666	86.82	
1	Marked	159700	2.18	
2	Not marked	573530	7.83	

S09J10 - Dropped civilian coverage in past 12 months										
Unweighted										
Value	Formatted Value	Q1 Count	Percent	Q2 Count	Percent	Q3 Count	Percent	Q4 Count	Percent	
.	Did not answer	13369	100.00	13214	100.00	12432	100.00	290	2.49	
C	Should be skipped	365	3.13	
N	Valid skip	7821	67.02	
1	Yes	278	2.38	
2	No	2915	24.98	
Weighted										
Value	Formatted Value	Q1 Count	Percent	Q2 Count	Percent	Q3 Count	Percent	Q4 Count	Percent	
.	Did not answer	7248770	100.00	7253310	100.00	7263127	100.00	241614	3.30	
C	Should be skipped	315704	4.31	
N	Valid skip	4704019	64.24	
1	Yes	157198	2.15	
2	No	1904097	26.00	

S09J11 -
Current employment status

		Unweighted							
Value	Formatted Value	Q1		Q2		Q3		Q4	
		Count	Percent	Count	Percent	Count	Percent	Count	Percent
.	Did not answer	13369	100.00	13214	100.00	12432	100.00	327	2.80
1	Active Duty	3989	34.18
2	Full-time(including self-employed)	2777	23.80
3	Part-time(including self-employed)	840	7.20
4	Unemployed, but looking for work	659	5.65
5	Unemployed, but not looking for work	959	8.22
6	Student	460	3.94
7	Permanently retired	1658	14.21

		Weighted							
Value	Formatted Value	Q1		Q2		Q3		Q4	
		Count	Percent	Count	Percent	Count	Percent	Count	Percent
.	Did not answer	7248770	100.00	7253310	100.00	7263127	100.00	180166	2.46
1	Active Duty	1488429	20.33
2	Full-time(including self-employed)	1589448	21.71
3	Part-time(including self-employed)	567930	7.76
4	Unemployed, but looking for work	404207	5.52
5	Unemployed, but not looking for work	512598	7.00
6	Student	400419	5.47
7	Permanently retired	2179436	29.76

S09J12 -
Family's income before taxes in 2006

		Unweighted							
Value	Formatted Value	Q1		Q2		Q3		Q4	
		Count	Percent	Count	Percent	Count	Percent	Count	Percent
.	Did not answer	13369	100.00	13214	100.00	12432	100.00	489	4.19
D	Don't know	857	7.34
1	Less than \$10,000	195	1.67
2	\$10,000 to \$24,999	819	7.02
3	\$25,000 to \$49,999	2683	22.99
4	\$50,000 to \$74,999	2509	21.50
5	\$75,000 to \$99,999	1817	15.57
6	\$100,000 to \$124,999	1174	10.06
7	\$125,000 to \$149,999	515	4.41
8	\$150,000 to \$199,999	383	3.28
9	\$200,000 and above	228	1.95

		Weighted							
Value	Formatted Value	Q1		Q2		Q3		Q4	
		Count	Percent	Count	Percent	Count	Percent	Count	Percent
.	Did not answer	7248770	100.00	7253310	100.00	7263127	100.00	300665	4.11
D	Don't know	636728	8.70
1	Less than \$10,000	189013	2.58
2	\$10,000 to \$24,999	737368	10.07
3	\$25,000 to \$49,999	1918951	26.21
4	\$50,000 to \$74,999	1476199	20.16
5	\$75,000 to \$99,999	926840	12.66
6	\$100,000 to \$124,999	568092	7.76
7	\$125,000 to \$149,999	251069	3.43
8	\$150,000 to \$199,999	191108	2.61
9	\$200,000 and above	126601	1.73

S09Z01 -
Spouse deployed to a combat zone

		Unweighted							
Value	Formatted Value	Q1		Q2		Q3		Q4	
		Count	Percent	Count	Percent	Count	Percent	Count	Percent
.	Did not answer	13369	100.00	13214	100.00	12432	100.00	296	2.54
1	Yes	1250	10.71
2	No	10123	86.75

		Weighted							
Value	Formatted Value	Q1		Q2		Q3		Q4	
		Count	Percent	Count	Percent	Count	Percent	Count	Percent
.	Did not answer	7248770	100.00	7253310	100.00	7263127	100.00	168887	2.31
1	Yes	913789	12.48
2	No	6239955	85.21

S09Z02 -
Rating of level of stress in personal life

		Unweighted							
Value	Formatted Value	Q1		Q2		Q3		Q4	
		Count	Percent	Count	Percent	Count	Percent	Count	Percent
.	Did not answer	13369	100.00	13214	100.00	12432	100.00	270	2.31
1	Much more than usual	748	6.41
2	More than usual	2930	25.11
3	About the same as usual	5627	48.22
4	Less than usual	1363	11.68
5	Much less than usual	731	6.26

		Weighted							
Value	Formatted Value	Q1		Q2		Q3		Q4	
		Count	Percent	Count	Percent	Count	Percent	Count	Percent
.	Did not answer	7248770	100.00	7253310	100.00	7263127	100.00	143829	1.96
1	Much more than usual	451753	6.17
2	More than usual	1672246	22.84
3	About the same as usual	3567044	48.71
4	Less than usual	976159	13.33
5	Much less than usual	511602	6.99

S09Z03 -
Extent of concern: childcare arrangement

		Unweighted							
Value	Formatted Value	Q1		Q2		Q3		Q4	
		Count	Percent	Count	Percent	Count	Percent	Count	Percent
.	Did not answer	13369	100.00	13214	100.00	12432	100.00	330	2.83
1	Very large extent	395	3.39
2	Large extent	515	4.41
3	Moderate extent	866	7.42
4	Small extent	1164	9.98
5	Not a concern	8399	71.98

		Weighted							
Value	Formatted Value	Q1		Q2		Q3		Q4	
		Count	Percent	Count	Percent	Count	Percent	Count	Percent
.	Did not answer	7248770	100.00	7253310	100.00	7263127	100.00	218470	2.98
1	Very large extent	201591	2.75
2	Large extent	287645	3.93
3	Moderate extent	450105	6.15
4	Small extent	563770	7.70
5	Not a concern	5601052	76.49

S09Z04 -
Extent of concern: child's education

		Unweighted							
Value	Formatted Value	Q1		Q2		Q3		Q4	
		Count	Percent	Count	Percent	Count	Percent	Count	Percent
.	Did not answer	13369	100.00	13214	100.00	12432	100.00	358	3.07
1	Very large extent	1512	12.96
2	Large extent	1227	10.52
3	Moderate extent	1265	10.84
4	Small extent	984	8.43
5	Not a concern	6323	54.19

		Weighted							
Value	Formatted Value	Q1		Q2		Q3		Q4	
		Count	Percent	Count	Percent	Count	Percent	Count	Percent
.	Did not answer	7248770	100.00	7253310	100.00	7263127	100.00	247372	3.38
1	Very large extent	762346	10.41
2	Large extent	559943	7.65
3	Moderate extent	602992	8.23
4	Small extent	464927	6.35
5	Not a concern	4685052	63.98

S09Z06 -
Extent of concern: communicating with spouse

		Unweighted							
Value	Formatted Value	Q1		Q2		Q3		Q4	
		Count	Percent	Count	Percent	Count	Percent	Count	Percent
.	Did not answer	13369	100.00	13214	100.00	12432	100.00	362	3.10
1	Very large extent	1195	10.24
2	Large extent	1015	8.70
3	Moderate extent	1432	12.27
4	Small extent	1781	15.26
5	Not a concern	5884	50.42

		Weighted							
Value	Formatted Value	Q1		Q2		Q3		Q4	
		Count	Percent	Count	Percent	Count	Percent	Count	Percent
.	Did not answer	7248770	100.00	7253310	100.00	7263127	100.00	242094	3.31
1	Very large extent	673315	9.19
2	Large extent	578323	7.90
3	Moderate extent	758911	10.36
4	Small extent	997066	13.62
5	Not a concern	4072924	55.62

S09Z07 -
Extent of concern: managing household expenses

		Unweighted							
Value	Formatted Value	Q1		Q2		Q3		Q4	
		Count	Percent	Count	Percent	Count	Percent	Count	Percent
.	Did not answer	13369	100.00	13214	100.00	12432	100.00	298	2.55
1	Very large extent	1161	9.95
2	Large extent	1330	11.40
3	Moderate extent	2254	19.32
4	Small extent	2622	22.47
5	Not a concern	4004	34.31

		Weighted							
Value	Formatted Value	Q1		Q2		Q3		Q4	
		Count	Percent	Count	Percent	Count	Percent	Count	Percent
.	Did not answer	7248770	100.00	7253310	100.00	7263127	100.00	170088	2.32
1	Very large extent	722691	9.87
2	Large extent	751259	10.26
3	Moderate extent	1359017	18.56
4	Small extent	1523460	20.80
5	Not a concern	2796117	38.18

S09Z10 -
Extent of concern: marital problems

		Unweighted							
Value	Formatted Value	Q1		Q2		Q3		Q4	
		Count	Percent	Count	Percent	Count	Percent	Count	Percent
.	Did not answer	13369	100.00	13214	100.00	12432	100.00	377	3.23
1	Very large extent	588	5.04
2	Large extent	515	4.41
3	Moderate extent	1016	8.71
4	Small extent	1666	14.28
5	Not a concern	7507	64.33

		Weighted							
Value	Formatted Value	Q1		Q2		Q3		Q4	
		Count	Percent	Count	Percent	Count	Percent	Count	Percent
.	Did not answer	7248770	100.00	7253310	100.00	7263127	100.00	271005	3.70
1	Very large extent	340222	4.65
2	Large extent	292534	3.99
3	Moderate extent	546490	7.46
4	Small extent	894168	12.21
5	Not a concern	4978215	67.98

S09Z11 -
Extent of concern: personal health problems

		Unweighted							
Value	Formatted Value	Q1		Q2		Q3		Q4	
		Count	Percent	Count	Percent	Count	Percent	Count	Percent
.	Did not answer	13369	100.00	13214	100.00	12432	100.00	291	2.49
1	Very large extent	685	5.87
2	Large extent	1035	8.87
3	Moderate extent	2315	19.84
4	Small extent	3522	30.18
5	Not a concern	3821	32.74

		Weighted							
Value	Formatted Value	Q1		Q2		Q3		Q4	
		Count	Percent	Count	Percent	Count	Percent	Count	Percent
.	Did not answer	7248770	100.00	7253310	100.00	7263127	100.00	163438	2.23
1	Very large extent	463409	6.33
2	Large extent	737159	10.07
3	Moderate extent	1619169	22.11
4	Small extent	2175157	29.70
5	Not a concern	2164300	29.56

S09Z12 -
Extent of concern: family member health problem

		Unweighted							
Value	Formatted Value	Q1		Q2		Q3		Q4	
		Count	Percent	Count	Percent	Count	Percent	Count	Percent
.	Did not answer	13369	100.00	13214	100.00	12432	100.00	308	2.64
1	Very large extent	924	7.92
2	Large extent	1118	9.58
3	Moderate extent	2035	17.44
4	Small extent	2597	22.26
5	Not a concern	4687	40.17

		Weighted							
Value	Formatted Value	Q1		Q2		Q3		Q4	
		Count	Percent	Count	Percent	Count	Percent	Count	Percent
.	Did not answer	7248770	100.00	7253310	100.00	7263127	100.00	183162	2.50
1	Very large extent	572035	7.81
2	Large extent	717271	9.80
3	Moderate extent	1252452	17.10
4	Small extent	1443841	19.72
5	Not a concern	3153870	43.07

S09Z13 -
Extent of concern: job/education demands

		Unweighted							
Value	Formatted Value	Q1		Q2		Q3		Q4	
		Count	Percent	Count	Percent	Count	Percent	Count	Percent
.	Did not answer	13369	100.00	13214	100.00	12432	100.00	309	2.65
1	Very large extent	896	7.68
2	Large extent	1411	12.09
3	Moderate extent	2367	20.28
4	Small extent	2351	20.15
5	Not a concern	4335	37.15

		Weighted							
Value	Formatted Value	Q1		Q2		Q3		Q4	
		Count	Percent	Count	Percent	Count	Percent	Count	Percent
.	Did not answer	7248770	100.00	7253310	100.00	7263127	100.00	184115	2.51
1	Very large extent	494244	6.75
2	Large extent	755311	10.31
3	Moderate extent	1152545	15.74
4	Small extent	1192147	16.28
5	Not a concern	3544269	48.40

S09Z14 -
Extent of concern: major financial hardship/bankruptcy

		Unweighted							
Value	Formatted Value	Q1		Q2		Q3		Q4	
		Count	Percent	Count	Percent	Count	Percent	Count	Percent
.	Did not answer	13369	100.00	13214	100.00	12432	100.00	313	2.68
1	Very large extent	565	4.84
2	Large extent	593	5.08
3	Moderate extent	1058	9.07
4	Small extent	1724	14.77
5	Not a concern	7416	63.55

		Weighted							
Value	Formatted Value	Q1		Q2		Q3		Q4	
		Count	Percent	Count	Percent	Count	Percent	Count	Percent
.	Did not answer	7248770	100.00	7253310	100.00	7263127	100.00	167208	2.28
1	Very large extent	364256	4.97
2	Large extent	394436	5.39
3	Moderate extent	661946	9.04
4	Small extent	1096544	14.97
5	Not a concern	4638242	63.34

S09Z15 -
Sought resources available for deployed personnel family

		Unweighted							
Value	Formatted Value	Q1		Q2		Q3		Q4	
		Count	Percent	Count	Percent	Count	Percent	Count	Percent
.	Did not answer	13369	100.00	13214	100.00	12432	100.00	314	2.69
N	Valid skip	10123	86.75
1	Yes	519	4.45
2	No	713	6.11

		Weighted							
Value	Formatted Value	Q1		Q2		Q3		Q4	
		Count	Percent	Count	Percent	Count	Percent	Count	Percent
.	Did not answer	7248770	100.00	7253310	100.00	7263127	100.00	182566	2.49
N	Valid skip	6239955	85.21
1	Yes	346059	4.73
2	No	554052	7.57

S09Z16 -
How helpful was information in coping with spouse deployment

		Unweighted							
Value	Formatted Value	Q1		Q2		Q3		Q4	
		Count	Percent	Count	Percent	Count	Percent	Count	Percent
.	Did not answer	13369	100.00	13214	100.00	12432	100.00	446	3.82
N	Valid skip	10836	92.86
1	Very helpful	131	1.12
2	Somewhat helpful	174	1.49
3	Not helpful	82	0.70

		Weighted							
Value	Formatted Value	Q1		Q2		Q3		Q4	
		Count	Percent	Count	Percent	Count	Percent	Count	Percent
.	Did not answer	7248770	100.00	7253310	100.00	7263127	100.00	294811	4.03
N	Valid skip	6794008	92.78
1	Very helpful	88530	1.21
2	Somewhat helpful	89355	1.22
3	Not helpful	55928	0.76

S09Z17 -
Problem finding information

		Unweighted							
Value	Formatted Value	Q1		Q2		Q3		Q4	
		Count	Percent	Count	Percent	Count	Percent	Count	Percent
.	Did not answer	13369	100.00	13214	100.00	12432	100.00	323	2.77
N	Valid skip	10836	92.86
1	A big problem	38	0.33
2	A small problem	119	1.02
3	Not a problem	353	3.03

		Weighted							
Value	Formatted Value	Q1		Q2		Q3		Q4	
		Count	Percent	Count	Percent	Count	Percent	Count	Percent
.	Did not answer	7248770	100.00	7253310	100.00	7263127	100.00	188785	2.58
N	Valid skip	6794008	92.78
1	A big problem	24005	0.33
2	A small problem	74656	1.02
3	Not a problem	241179	3.29

ONTIME -									
Responded within 8 weeks of mail-out									
		Unweighted							
Value	Formatted Value	Q1		Q2		Q3		Q4	
		Count	Percent	Count	Percent	Count	Percent	Count	Percent
NO	NO	709	5.30	448	3.39	714	5.74	.	.
YES	YES	12660	94.70	12766	96.61	11718	94.26	11669	100.00
		Weighted							
Value	Formatted Value	Q1		Q2		Q3		Q4	
		Count	Percent	Count	Percent	Count	Percent	Count	Percent
NO	NO	379242	5.23	253176	3.49	392268	5.40	.	.
YES	YES	6869527	94.77	7000134	96.51	6870860	94.60	7322632	100.00

FLAG_FIN -									
Final disposition									
		Unweighted							
Value	Formatted Value	Q1		Q2		Q3		Q4	
		Count	Percent	Count	Percent	Count	Percent	Count	Percent
1	Returned survey	13369	100.00	13214	100.00	12432	100.00	11669	100.00
		Weighted							
Value	Formatted Value	Q1		Q2		Q3		Q4	
		Count	Percent	Count	Percent	Count	Percent	Count	Percent
1	Returned survey	7248770	100.00	7253310	100.00	7263127	100.00	7322632	100.00

DUPFLAG - Multiple response indicator										
Unweighted										
Value	Formatted Value	Q1 Count	Percent	Q2 Count	Percent	Q3 Count	Percent	Q4 Count	Percent	
NO	NO	12977	97.07	12902	97.64	12133	97.59	11463	98.23	
YES	YES	392	2.93	312	2.36	299	2.41	206	1.77	
Weighted										
Value	Formatted Value	Q1 Count	Percent	Q2 Count	Percent	Q3 Count	Percent	Q4 Count	Percent	
NO	NO	6981258	96.31	7064851	97.40	7080964	97.49	7179106	98.04	
YES	YES	267511	3.69	188459	2.60	182163	2.51	143527	1.96	

FNSTATUS - Final status										
Unweighted										
Value	Formatted Value	Q1 Count	Percent	Q2 Count	Percent	Q3 Count	Percent	Q4 Count	Percent	
11	Elig,return complete	13369	100.00	13214	100.00	12432	100.00	11669	100.00	
Weighted										
Value	Formatted Value	Q1 Count	Percent	Q2 Count	Percent	Q3 Count	Percent	Q4 Count	Percent	
11	Elig,return complete	7248770	100.00	7253310	100.00	7263127	100.00	7322632	100.00	

KEYCOUNT - Number of key questions answered									
Unweighted									
Value	Formatted Value	Q1 Count	Q1 Percent	Q2 Count	Q2 Percent	Q3 Count	Q3 Percent	Q4 Count	Q4 Percent
10	10	24	0.18	19	0.14	57	0.46	47	0.40
11	11	35	0.26	43	0.33	60	0.48	59	0.51
12	12	14	0.10	5	0.04	13	0.10	25	0.21
13	13	23	0.17	12	0.09	37	0.30	26	0.22
14	14	40	0.30	40	0.30	136	1.09	27	0.23
15	15	32	0.24	19	0.14	33	0.27	21	0.18
16	16	65	0.49	56	0.42	72	0.58	71	0.61
17	17	105	0.79	76	0.58	140	1.13	110	0.94
18	18	158	1.18	150	1.14	265	2.13	235	2.01
19	19	572	4.28	586	4.43	1093	8.79	1048	8.98
20	20	5712	42.73	5623	42.55	10526	84.67	10000	85.70
21	21	28	0.21	26	0.20
22	22	45	0.34	39	0.30
23	23	135	1.01	81	0.61
24	24	120	0.90	87	0.66
25	25	195	1.46	159	1.20
26	26	742	5.55	708	5.36
27	27	5324	39.82	5485	41.51
Weighted									
Value	Formatted Value	Q1 Count	Q1 Percent	Q2 Count	Q2 Percent	Q3 Count	Q3 Percent	Q4 Count	Q4 Percent
10	10	9107	0.13	6420	0.09	33060	0.46	28565	0.39
11	11	17484	0.24	19554	0.27	37709	0.52	24356	0.33
12	12	5915	0.08	5239	0.07	7575	0.10	20941	0.29
13	13	11008	0.15	8933	0.12	14521	0.20	13164	0.18
14	14	20576	0.28	19886	0.27	64367	0.89	13243	0.18
15	15	19133	0.26	11858	0.16	28815	0.40	25684	0.35
16	16	54422	0.75	43487	0.60	73515	1.01	73844	1.01
17	17	76421	1.05	71991	0.99	107487	1.48	103524	1.41
18	18	98944	1.36	107760	1.49	201159	2.77	184933	2.53
19	19	314922	4.34	354378	4.89	757912	10.44	763376	10.42
20	20	3016777	41.62	2964311	40.87	5937007	81.74	6071001	82.91
21	21	25393	0.35	20914	0.29
22	22	40737	0.56	28803	0.40
23	23	78860	1.09	64152	0.88
24	24	104165	1.44	64731	0.89
25	25	147500	2.03	122327	1.69
26	26	468839	6.47	439711	6.06
27	27	2738567	37.78	2898854	39.97

QUARTER - Survey quarter										
Unweighted										
Value	Formatted Value	Q1 Count	Q1 Percent	Q2 Count	Q2 Percent	Q3 Count	Q3 Percent	Q4 Count	Q4 Percent	
Q1FY2009	Q1FY2009	13369	100.00
Q2FY2009	Q2FY2009	.	.	13214	100.00
Q3FY2009	Q3FY2009	12432	100.00	.	.	.
Q4FY2009	Q4FY2009	11669	100.00	.
Weighted										
Value	Formatted Value	Q1 Count	Q1 Percent	Q2 Count	Q2 Percent	Q3 Count	Q3 Percent	Q4 Count	Q4 Percent	
Q1FY2009	Q1FY2009	7248770	100.00
Q2FY2009	Q2FY2009	.	.	7253310	100.00
Q3FY2009	Q3FY2009	7263127	100.00	.	.	.
Q4FY2009	Q4FY2009	7322632	100.00	.

WEB - Web survey indicator										
Unweighted										
Value	Formatted Value	Q1 Count	Q1 Percent	Q2 Count	Q2 Percent	Q3 Count	Q3 Percent	Q4 Count	Q4 Percent	
0	No	6347	47.48	6273	47.47	6110	49.15	6373	54.61	
1	Yes	7022	52.52	6941	52.53	6322	50.85	5296	45.39	
Weighted										
Value	Formatted Value	Q1 Count	Q1 Percent	Q2 Count	Q2 Percent	Q3 Count	Q3 Percent	Q4 Count	Q4 Percent	
0	No	4418885	60.96	4492414	61.94	4495440	61.89	4822051	65.85	
1	Yes	2829885	39.04	2760895	38.06	2767687	38.11	2500581	34.15	

VERSION - Indicator of a version 3 or 4 of the questionnaire										
Unweighted										
Value	Formatted Value	Q1 Count	Q1 Percent	Q2 Count	Q2 Percent	Q3 Count	Q3 Percent	Q4 Count	Q4 Percent	
.	Version 4 in Quarters I and II	12432	100.00	11669	100.00	
3	3	6766	50.61	6711	50.79
4	4	6603	49.39	6503	49.21
Weighted										
Value	Formatted Value	Q1 Count	Q1 Percent	Q2 Count	Q2 Percent	Q3 Count	Q3 Percent	Q4 Count	Q4 Percent	
.	Version 4 in Quarters I and II	7263127	100.00	7322632	100.00	
3	3	3688636	50.89	3696763	50.97
4	4	3560134	49.11	3556546	49.03

N1 - Coding scheme note 1										
Unweighted										
Value	Formatted Value	Q1 Count	Q1 Percent	Q2 Count	Q2 Percent	Q3 Count	Q3 Percent	Q4 Count	Q4 Percent	
1	1	12864	96.22	12728	96.32	11961	96.21	11246	96.38	
2	2	47	0.35	31	0.23	31	0.25	43	0.37	
3	3	403	3.01	392	2.97	379	3.05	314	2.69	
4	4	55	0.41	63	0.48	61	0.49	66	0.57	
Weighted										
Value	Formatted Value	Q1 Count	Q1 Percent	Q2 Count	Q2 Percent	Q3 Count	Q3 Percent	Q4 Count	Q4 Percent	
1	1	6967808	96.12	6974542	96.16	6998353	96.35	7070368	96.56	
2	2	31097	0.43	29172	0.40	19719	0.27	25745	0.35	
3	3	210206	2.90	204814	2.82	195605	2.69	164737	2.25	
4	4	39659	0.55	44781	0.62	49449	0.68	61782	0.84	

N1A1 - Coding Scheme note 1A1									
Unweighted									
Value	Formatted Value	Q1 Count	Q1 Percent	Q2 Count	Q2 Percent	Q3 Count	Q3 Percent	Q4 Count	Q4 Percent
.	Not Applicable	13369	100.00	13214	100.00	12432	100.00	.	.
1	1	3286	28.16
2	2	118	1.01
3	3	8186	70.15
4	4	40	0.34
5	5	39	0.33
Weighted									
Value	Formatted Value	Q1 Count	Q1 Percent	Q2 Count	Q2 Percent	Q3 Count	Q3 Percent	Q4 Count	Q4 Percent
.	Not Applicable	7248770	100.00	7253310	100.00	7263127	100.00	.	.
1	1	2118971	28.94
2	2	94438	1.29
3	3	5019723	68.55
4	4	51006	0.70
5	5	38494	0.53

N1A2 - Coding Scheme note 1A2									
Unweighted									
Value	Formatted Value	Q1 Count	Q1 Percent	Q2 Count	Q2 Percent	Q3 Count	Q3 Percent	Q4 Count	Q4 Percent
.	Not Applicable	13369	100.00	13214	100.00	12432	100.00	.	.
1	1	8186	70.15
2	2	1598	13.69
3	3	1667	14.29
4	4	218	1.87
Weighted									
Value	Formatted Value	Q1 Count	Q1 Percent	Q2 Count	Q2 Percent	Q3 Count	Q3 Percent	Q4 Count	Q4 Percent
.	Not Applicable	7248770	100.00	7253310	100.00	7263127	100.00	.	.
1	1	5019723	68.55
2	2	1179214	16.10
3	3	939330	12.83
4	4	184366	2.52

N1A3 - Coding Scheme note 1A3									
Unweighted									
Value	Formatted Value	Q1 Count	Q1 Percent	Q2 Count	Q2 Percent	Q3 Count	Q3 Percent	Q4 Count	Q4 Percent
.	Not Applicable	13369	100.00	13214	100.00	12432	100.00	.	.
1	1	9853	84.44
2	2	1237	10.60
3	3	300	2.57
4	4	279	2.39
Weighted									
Value	Formatted Value	Q1 Count	Q1 Percent	Q2 Count	Q2 Percent	Q3 Count	Q3 Percent	Q4 Count	Q4 Percent
.	Not Applicable	7248770	100.00	7253310	100.00	7263127	100.00	.	.
1	1	5959053	81.38
2	2	983902	13.44
3	3	187065	2.55
4	4	192612	2.63

N1A4 - Coding Scheme note 1A4									
Unweighted									
Value	Formatted Value	Q1 Count	Q1 Percent	Q2 Count	Q2 Percent	Q3 Count	Q3 Percent	Q4 Count	Q4 Percent
.	Not Applicable	13369	100.00	13214	100.00	12432	100.00	.	.
1	1	8186	70.15
2	2	56	0.48
3	3	1329	11.39
4	4	1887	16.17
5	5	211	1.81
Weighted									
Value	Formatted Value	Q1 Count	Q1 Percent	Q2 Count	Q2 Percent	Q3 Count	Q3 Percent	Q4 Count	Q4 Percent
.	Not Applicable	7248770	100.00	7253310	100.00	7263127	100.00	.	.
1	1	5019723	68.55
2	2	45770	0.63
3	3	1018135	13.90
4	4	1066855	14.57
5	5	172150	2.35

N1A5 - Coding Scheme note 1A5									
Unweighted									
Value	Formatted Value	Q1 Count	Q1 Percent	Q2 Count	Q2 Percent	Q3 Count	Q3 Percent	Q4 Count	Q4 Percent
.	Not Applicable	13369	100.00	13214	100.00	12432	100.00	.	.
1	1	8186	70.15
2	2	69	0.59
3	3	2243	19.22
4	4	956	8.19
5	5	215	1.84
Weighted									
Value	Formatted Value	Q1 Count	Q1 Percent	Q2 Count	Q2 Percent	Q3 Count	Q3 Percent	Q4 Count	Q4 Percent
.	Not Applicable	7248770	100.00	7253310	100.00	7263127	100.00	.	.
1	1	5019723	68.55
2	2	62233	0.85
3	3	1380326	18.85
4	4	670997	9.16
5	5	189353	2.59

N2 - Coding scheme note 2									
Unweighted									
Value	Formatted Value	Q1 Count	Q1 Percent	Q2 Count	Q2 Percent	Q3 Count	Q3 Percent	Q4 Count	Q4 Percent
.	Not Applicable	6766	50.61	6711	50.79
1	1	149	1.11	132	1.00	253	2.04	266	2.28
2	2	11	0.08	15	0.11	37	0.30	28	0.24
3	3	20	0.15	25	0.19	39	0.31	42	0.36
4	4	2562	19.16	2517	19.05	4666	37.53	4355	37.32
5	5	32	0.24	36	0.27	61	0.49	46	0.39
6	6	131	0.98	139	1.05	307	2.47	195	1.67
7	7	3673	27.47	3625	27.43	7039	56.62	6703	57.44
8	8	25	0.19	14	0.11	30	0.24	34	0.29
Weighted									
Value	Formatted Value	Q1 Count	Q1 Percent	Q2 Count	Q2 Percent	Q3 Count	Q3 Percent	Q4 Count	Q4 Percent
.	Not Applicable	3688636	50.89	3696763	50.97
1	1	113380	1.56	104793	1.44	187130	2.58	217040	2.96
2	2	8051	0.11	9494	0.13	26804	0.37	17172	0.23
3	3	16745	0.23	12854	0.18	19549	0.27	29320	0.40
4	4	1363269	18.81	1345248	18.55	2746337	37.81	2682491	36.63
5	5	14934	0.21	34878	0.48	49410	0.68	41723	0.57
6	6	94931	1.31	87993	1.21	228835	3.15	162495	2.22
7	7	1927284	26.59	1946225	26.83	3973676	54.71	4132889	56.44
8	8	21540	0.30	15062	0.21	31386	0.43	39503	0.54

N3 -
Coding scheme note 3

		Unweighted							
Value	Formatted Value	Q1		Q2		Q3		Q4	
		Count	Percent	Count	Percent	Count	Percent	Count	Percent
.	Not Applicable	6766	50.61	6711	50.79
1	1	230	1.72	272	2.06	475	3.82	447	3.83
2	2	14	0.10	12	0.09	20	0.16	15	0.13
3	3	25	0.19	18	0.14	49	0.39	33	0.28
4	4	5194	38.85	5052	38.23	9668	77.77	9102	78.00
5	5	8	0.06	11	0.08	19	0.15	28	0.24
6	6	78	0.58	66	0.50	109	0.88	101	0.87
7	7	1043	7.80	1065	8.06	2068	16.63	1927	16.51
8	8	11	0.08	7	0.05	24	0.19	16	0.14

		Weighted							
Value	Formatted Value	Q1		Q2		Q3		Q4	
		Count	Percent	Count	Percent	Count	Percent	Count	Percent
.	Not Applicable	3688636	50.89	3696763	50.97
1	1	176488	2.43	226779	3.13	396414	5.46	432363	5.90
2	2	9278	0.13	5101	0.07	13584	0.19	9292	0.13
3	3	20786	0.29	14355	0.20	20417	0.28	13739	0.19
4	4	2793669	38.54	2725028	37.57	5657147	77.89	5625805	76.83
5	5	3217	0.04	10318	0.14	14132	0.19	27346	0.37
6	6	58266	0.80	46640	0.64	87394	1.20	72373	0.99
7	7	493356	6.81	521170	7.19	1048935	14.44	1122318	15.33
8	8	5074	0.07	7156	0.10	25104	0.35	19396	0.26

N3A1 -
Coding scheme note 3A1

		Unweighted							
Value	Formatted Value	Q1		Q2		Q3		Q4	
		Count	Percent	Count	Percent	Count	Percent	Count	Percent
.	Not Applicable	13369	100.00	13214	100.00	.	.	11669	100.00
1	1	97	0.78	.	.
2	2	11	0.09	.	.
3	3	8628	69.40	.	.
4	4	430	3.46	.	.
5	5	6	0.05	.	.
6	6	19	0.15	.	.
7	7	3241	26.07	.	.

		Weighted							
Value	Formatted Value	Q1		Q2		Q3		Q4	
		Count	Percent	Count	Percent	Count	Percent	Count	Percent
.	Not Applicable	7248770	100.00	7253310	100.00	.	.	7322632	100.00
1	1	83717	1.15	.	.
2	2	8995	0.12	.	.
3	3	4784865	65.88	.	.
4	4	364913	5.02	.	.
5	5	2690	0.04	.	.
6	6	10384	0.14	.	.
7	7	2007564	27.64	.	.

N3A2 -

Coding scheme note 3A2

		Unweighted							
Value	Formatted Value	Q1		Q2		Q3		Q4	
		Count	Percent	Count	Percent	Count	Percent	Count	Percent
.	Not Applicable	13369	100.00	13214	100.00	.	.	11669	100.00
1	1	9077	73.01	.	.
2	2	982	7.90	.	.
3	3	227	1.83	.	.
4	4	2026	16.30	.	.
5	5	120	0.97	.	.

		Weighted							
Value	Formatted Value	Q1		Q2		Q3		Q4	
		Count	Percent	Count	Percent	Count	Percent	Count	Percent
.	Not Applicable	7248770	100.00	7253310	100.00	.	.	7322632	100.00
1	1	5160161	71.05	.	.
2	2	605044	8.33	.	.
3	3	189371	2.61	.	.
4	4	1171413	16.13	.	.
5	5	137138	1.89	.	.

N3A3 -

Coding scheme note 3A3

		Unweighted							
Value	Formatted Value	Q1		Q2		Q3		Q4	
		Count	Percent	Count	Percent	Count	Percent	Count	Percent
.	Not Applicable	13369	100.00	13214	100.00	.	.	11669	100.00
1	1	11103	89.31	.	.
2	2	834	6.71	.	.
3	3	495	3.98	.	.

		Weighted							
Value	Formatted Value	Q1		Q2		Q3		Q4	
		Count	Percent	Count	Percent	Count	Percent	Count	Percent
.	Not Applicable	7248770	100.00	7253310	100.00	.	.	7322632	100.00
1	1	6331574	87.17	.	.
2	2	514280	7.08	.	.
3	3	417273	5.75	.	.

N3A4 -
Coding scheme note 3A4

		Unweighted							
Value	Formatted Value	Q1		Q2		Q3		Q4	
		Count	Percent	Count	Percent	Count	Percent	Count	Percent
.	Not Applicable	13369	100.00	13214	100.00	.	.	11669	100.00
1	1	9911	79.72	.	.
2	2	286	2.30	.	.
3	3	354	2.85	.	.
4	4	1753	14.10	.	.
5	5	128	1.03	.	.

		Weighted							
Value	Formatted Value	Q1		Q2		Q3		Q4	
		Count	Percent	Count	Percent	Count	Percent	Count	Percent
.	Not Applicable	7248770	100.00	7253310	100.00	.	.	7322632	100.00
1	1	5674441	78.13	.	.
2	2	160423	2.21	.	.
3	3	271432	3.74	.	.
4	4	1018703	14.03	.	.
5	5	138127	1.90	.	.

N4 -
Coding scheme note 4

		Unweighted							
Value	Formatted Value	Q1		Q2		Q3		Q4	
		Count	Percent	Count	Percent	Count	Percent	Count	Percent
.	Not Applicable	6766	50.61	6711	50.79
1	1	942	7.05	865	6.55	1693	13.62	1693	14.51
3	3	5632	42.13	5606	42.42	10690	85.99	9937	85.16
4	4	15	0.11	11	0.08	24	0.19	20	0.17
5	5	14	0.10	21	0.16	25	0.20	19	0.16

		Weighted							
Value	Formatted Value	Q1		Q2		Q3		Q4	
		Count	Percent	Count	Percent	Count	Percent	Count	Percent
.	Not Applicable	3688636	50.89	3696763	50.97
1	1	474447	6.55	445251	6.14	884157	12.17	963086	13.15
3	3	3058042	42.19	3077802	42.43	6324074	87.07	6312143	86.20
4	4	12498	0.17	7332	0.10	28676	0.39	23831	0.33
5	5	15148	0.21	26160	0.36	26220	0.36	23573	0.32

N5 - Coding scheme note 5									
Unweighted									
Value	Formatted Value	Q1 Count	Q1 Percent	Q2 Count	Q2 Percent	Q3 Count	Q3 Percent	Q4 Count	Q4 Percent
.	Not Applicable	6766	50.61	6711	50.79
1	1	942	7.05	865	6.55	1693	13.62	1693	14.51
2	2	2892	21.63	2878	21.78	5323	42.82	4940	42.33
3	3	95	0.71	102	0.77	178	1.43	132	1.13
4	4	6	0.04	4	0.03	34	0.27	22	0.19
5	5	2589	19.37	2539	19.21	4978	40.04	4695	40.23
6	6	79	0.59	115	0.87	226	1.82	187	1.60
Weighted									
Value	Formatted Value	Q1 Count	Q1 Percent	Q2 Count	Q2 Percent	Q3 Count	Q3 Percent	Q4 Count	Q4 Percent
.	Not Applicable	3688636	50.89	3696763	50.97
1	1	474447	6.55	445251	6.14	884157	12.17	963086	13.15
2	2	1611222	22.23	1539732	21.23	3028782	41.70	3083767	42.11
3	3	84100	1.16	117869	1.63	183278	2.52	137113	1.87
4	4	3991	0.06	4847	0.07	35617	0.49	20582	0.28
5	5	1323876	18.26	1342800	18.51	2925552	40.28	2933176	40.06
6	6	62498	0.86	106048	1.46	205742	2.83	184908	2.53

N6 - Coding scheme note 6									
Unweighted									
Value	Formatted Value	Q1 Count	Q1 Percent	Q2 Count	Q2 Percent	Q3 Count	Q3 Percent	Q4 Count	Q4 Percent
.	Not Applicable	6766	50.61	6711	50.79
1	1	4247	31.77	4230	32.01	8108	65.22	7528	64.51
2	2	55	0.41	46	0.35	85	0.68	109	0.93
3	3	10	0.07	5	0.04	6	0.05	12	0.10
4	4	7	0.05	12	0.09	8	0.06	17	0.15
5	5	2269	16.97	2199	16.64	4204	33.82	3989	34.18
6	6	1	0.01	4	0.03	3	0.02	.	.
7	7	14	0.10	7	0.05	18	0.14	14	0.12
Weighted									
Value	Formatted Value	Q1 Count	Q1 Percent	Q2 Count	Q2 Percent	Q3 Count	Q3 Percent	Q4 Count	Q4 Percent
.	Not Applicable	3688636	50.89	3696763	50.97
1	1	2610310	36.01	2636681	36.35	5344205	73.58	5292238	72.27
2	2	32314	0.45	35330	0.49	44589	0.61	79882	1.09
3	3	4206	0.06	3265	0.05	7023	0.10	9870	0.13
4	4	7293	0.10	6873	0.09	6093	0.08	11320	0.15
5	5	894658	12.34	865035	11.93	1839696	25.33	1915058	26.15
6	6	1931	0.03	3888	0.05	1074	0.01	.	.
7	7	9423	0.13	5475	0.08	20447	0.28	14264	0.19

N7 - Coding scheme note 7									
Unweighted									
Value	Formatted Value	Q1 Count	Q1 Percent	Q2 Count	Q2 Percent	Q3 Count	Q3 Percent	Q4 Count	Q4 Percent
.	Not Applicable	6766	50.61	6711	50.79
1	1	2277	17.03	2215	16.76	4215	33.90	4006	34.33
2	2	466	3.49	477	3.61	883	7.10	859	7.36
3	3	2	0.01	.	.	1	0.01	1	0.01
4	4	3858	28.86	3811	28.84	7333	58.98	6803	58.30
Weighted									
Value	Formatted Value	Q1 Count	Q1 Percent	Q2 Count	Q2 Percent	Q3 Count	Q3 Percent	Q4 Count	Q4 Percent
.	Not Applicable	3688636	50.89	3696763	50.97
1	1	903881	12.47	875795	12.07	1846863	25.43	1926379	26.31
2	2	218161	3.01	234358	3.23	437145	6.02	459294	6.27
3	3	1192	0.02	.	.	785	0.01	238	0.00
4	4	2436899	33.62	2446394	33.73	4978334	68.54	4936722	67.42

N8 - Coding scheme note 8									
Unweighted									
Value	Formatted Value	Q1 Count	Q1 Percent	Q2 Count	Q2 Percent	Q3 Count	Q3 Percent	Q4 Count	Q4 Percent
.	Not Applicable	6766	50.61	6711	50.79
1	1	2745	20.53	2692	20.37	5099	41.02	4866	41.70
2	2	2630	19.67	2611	19.76	4883	39.28	4536	38.87
3	3	130	0.97	89	0.67	145	1.17	152	1.30
4	4	966	7.23	987	7.47	1958	15.75	1778	15.24
5	5	132	0.99	124	0.94	347	2.79	337	2.89
Weighted									
Value	Formatted Value	Q1 Count	Q1 Percent	Q2 Count	Q2 Percent	Q3 Count	Q3 Percent	Q4 Count	Q4 Percent
.	Not Applicable	3688636	50.89	3696763	50.97
1	1	1123235	15.50	1110153	15.31	2284793	31.46	2385911	32.58
2	2	1621624	22.37	1669406	23.02	3229900	44.47	3244650	44.31
3	3	120870	1.67	72356	1.00	125208	1.72	145053	1.98
4	4	576291	7.95	584953	8.06	1250460	17.22	1222543	16.70
5	5	118113	1.63	119679	1.65	372766	5.13	324475	4.43

N8A1 - Coding scheme note 8A1									
Unweighted									
Value	Formatted Value	Q1 Count	Q1 Percent	Q2 Count	Q2 Percent	Q3 Count	Q3 Percent	Q4 Count	Q4 Percent
.	Not Applicable	13369	100.00	13214	100.00
1	1	4215	33.90	4006	34.33
2	2	2013	16.19	1799	15.42
3	3	6127	49.28	5514	47.25
4	4	77	0.62	350	3.00
Weighted									
Value	Formatted Value	Q1 Count	Q1 Percent	Q2 Count	Q2 Percent	Q3 Count	Q3 Percent	Q4 Count	Q4 Percent
.	Not Applicable	7248770	100.00	7253310	100.00
1	1	1846863	25.43	1926379	26.31
2	2	1797972	24.75	1673770	22.86
3	3	3535145	48.67	3380879	46.17
4	4	83147	1.14	341605	4.67

N9 - Coding scheme note 9									
Unweighted									
Value	Formatted Value	Q1 Count	Q1 Percent	Q2 Count	Q2 Percent	Q3 Count	Q3 Percent	Q4 Count	Q4 Percent
.	Not Applicable	6766	50.61	6711	50.79
1	1	3568	26.69	3475	26.30	6715	54.01	6346	54.38
2	2	63	0.47	54	0.41	92	0.74	108	0.93
3	3	2962	22.16	2963	22.42	5590	44.96	5192	44.49
4	4	2	0.01	5	0.04	2	0.02	8	0.07
5	5	8	0.06	6	0.05	33	0.27	15	0.13
Weighted									
Value	Formatted Value	Q1 Count	Q1 Percent	Q2 Count	Q2 Percent	Q3 Count	Q3 Percent	Q4 Count	Q4 Percent
.	Not Applicable	3688636	50.89	3696763	50.97
1	1	2081000	28.71	1992145	27.47	4110706	56.60	4181900	57.11
2	2	51016	0.70	60159	0.83	83162	1.14	96409	1.32
3	3	1414515	19.51	1486354	20.49	3031270	41.74	3017662	41.21
4	4	3408	0.05	9613	0.13	3981	0.05	8256	0.11
5	5	10194	0.14	8276	0.11	34009	0.47	18406	0.25

N10 -**Coding scheme note 10**

		Unweighted							
Value	Formatted Value	Q1		Q2		Q3		Q4	
		Count	Percent	Count	Percent	Count	Percent	Count	Percent
.	Not Applicable	6766	50.61	6711	50.79
1	1	2964	22.17	2968	22.46	5592	44.98	5200	44.56
2	2	3418	25.57	3329	25.19	6356	51.13	6054	51.88
3	3	4	0.03	3	0.02	6	0.05	3	0.03
4	4	137	1.02	121	0.92	283	2.28	261	2.24
5	5	80	0.60	82	0.62	195	1.57	151	1.29

		Weighted							
Value	Formatted Value	Q1		Q2		Q3		Q4	
		Count	Percent	Count	Percent	Count	Percent	Count	Percent
.	Not Applicable	3688636	50.89	3696763	50.97
1	1	1417924	19.56	1495967	20.62	3035250	41.79	3025918	41.32
2	2	2003897	27.64	1921381	26.49	3905884	53.78	3980237	54.36
3	3	802	0.01	1044	0.01	1647	0.02	984	0.01
4	4	68874	0.95	62618	0.86	135410	1.86	148973	2.03
5	5	68638	0.95	75536	1.04	184936	2.55	166520	2.27

N10A1 -**Coding scheme note 10A1**

		Unweighted							
Value	Formatted Value	Q1		Q2		Q3		Q4	
		Count	Percent	Count	Percent	Count	Percent	Count	Percent
1	1	1533	11.47	1534	11.61	1473	11.85	1414	12.12
2	2	419	3.13	397	3.00	281	2.26	369	3.16
3	3	11277	84.35	11152	84.40	10620	85.42	9852	84.43
4	4	1	0.01	3	0.02
5	5	139	1.04	128	0.97	58	0.47	34	0.29

		Weighted							
Value	Formatted Value	Q1		Q2		Q3		Q4	
		Count	Percent	Count	Percent	Count	Percent	Count	Percent
1	1	781605	10.78	807101	11.13	801585	11.04	827183	11.30
2	2	393441	5.43	360778	4.97	267304	3.68	330281	4.51
3	3	5991337	82.65	6009443	82.85	6139858	84.53	6132238	83.74
4	4	2373	0.03	2006	0.03
5	5	80014	1.10	73980	1.02	54380	0.75	32931	0.45

N11 - Coding scheme note 11									
Unweighted									
Value	Formatted Value	Q1 Count	Q1 Percent	Q2 Count	Q2 Percent	Q3 Count	Q3 Percent	Q4 Count	Q4 Percent
.	Not Applicable	6766	50.61	6711	50.79
1	1	4263	31.89	4206	31.83	8254	66.39	7856	67.32
2	2	12	0.09	12	0.09	26	0.21	27	0.23
3	3	52	0.39	48	0.36	114	0.92	150	1.29
4	4	2239	16.75	2198	16.63	3952	31.79	3580	30.68
5	5	37	0.28	39	0.30	86	0.69	56	0.48
Weighted									
Value	Formatted Value	Q1 Count	Q1 Percent	Q2 Count	Q2 Percent	Q3 Count	Q3 Percent	Q4 Count	Q4 Percent
.	Not Applicable	3688636	50.89	3696763	50.97
1	1	2392930	33.01	2369963	32.67	4967015	68.39	5076741	69.33
2	2	4980	0.07	6165	0.08	7867	0.11	11740	0.16
3	3	35506	0.49	48131	0.66	103217	1.42	130403	1.78
4	4	1095797	15.12	1096410	15.12	2110862	29.06	2060712	28.14
5	5	30922	0.43	35879	0.49	74167	1.02	43037	0.59

N11B - Coding scheme note 11B									
Unweighted									
Value	Formatted Value	Q1 Count	Q1 Percent	Q2 Count	Q2 Percent	Q3 Count	Q3 Percent	Q4 Count	Q4 Percent
.	Not Applicable	13369	100.00	13214	100.00
1	1	3515	28.27	3258	27.92
2	2	24	0.19	37	0.32
3	3	122	0.98	142	1.22
4	4	8677	69.80	8140	69.76
5	5	94	0.76	92	0.79
Weighted									
Value	Formatted Value	Q1 Count	Q1 Percent	Q2 Count	Q2 Percent	Q3 Count	Q3 Percent	Q4 Count	Q4 Percent
.	Not Applicable	7248770	100.00	7253310	100.00
1	1	1847244	25.43	1925888	26.30
2	2	11533	0.16	36032	0.49
3	3	114416	1.58	121233	1.66
4	4	5217246	71.83	5169844	70.60
5	5	72688	1.00	69636	0.95

N12 - Coding scheme note 12									
Unweighted									
Value	Formatted Value	Q1 Count	Q1 Percent	Q2 Count	Q2 Percent	Q3 Count	Q3 Percent	Q4 Count	Q4 Percent
.	Not Applicable	6766	50.61	6711	50.79
1	1	750	5.61	745	5.64	1458	11.73	1128	9.67
2	2	28	0.21	19	0.14	33	0.27	36	0.31
3	3	142	1.06	142	1.07	335	2.69	259	2.22
4	4	5612	41.98	5530	41.85	10495	84.42	10114	86.67
5	5	71	0.53	67	0.51	111	0.89	132	1.13
Weighted									
Value	Formatted Value	Q1 Count	Q1 Percent	Q2 Count	Q2 Percent	Q3 Count	Q3 Percent	Q4 Count	Q4 Percent
.	Not Applicable	3688636	50.89	3696763	50.97
1	1	437758	6.04	429212	5.92	844728	11.63	723732	9.88
2	2	13366	0.18	8021	0.11	25538	0.35	26323	0.36
3	3	111916	1.54	128361	1.77	301296	4.15	216018	2.95
4	4	2951877	40.72	2938842	40.52	6009135	82.73	6256692	85.44
5	5	45217	0.62	52111	0.72	82430	1.13	99867	1.36

N13 - Coding scheme note 13									
Unweighted									
Value	Formatted Value	Q1 Count	Q1 Percent	Q2 Count	Q2 Percent	Q3 Count	Q3 Percent	Q4 Count	Q4 Percent
.	Not Applicable	6766	50.61	6711	50.79
1	1	916	6.85	920	6.96	1761	14.17	1502	12.87
2	2	8	0.06	10	0.08	19	0.15	15	0.13
3	3	185	1.38	169	1.28	290	2.33	302	2.59
4	4	5414	40.50	5323	40.28	10228	82.27	9706	83.18
5	5	80	0.60	81	0.61	134	1.08	144	1.23
Weighted									
Value	Formatted Value	Q1 Count	Q1 Percent	Q2 Count	Q2 Percent	Q3 Count	Q3 Percent	Q4 Count	Q4 Percent
.	Not Applicable	3688636	50.89	3696763	50.97
1	1	606805	8.37	619700	8.54	1184893	16.31	1078811	14.73
2	2	4348	0.06	4808	0.07	10735	0.15	10864	0.15
3	3	152825	2.11	165919	2.29	272610	3.75	282937	3.86
4	4	2748473	37.92	2709198	37.35	5699089	78.47	5852141	79.92
5	5	47683	0.66	56922	0.78	95801	1.32	97880	1.34

N14 -

Coding scheme note 14

		Unweighted							
Value	Formatted Value	Q1		Q2		Q3		Q4	
		Count	Percent	Count	Percent	Count	Percent	Count	Percent
.	Not Applicable	6766	50.61	6711	50.79
1	1	1733	12.96	1658	12.55	3220	25.90	2926	25.07
2	2	14	0.10	18	0.14	20	0.16	30	0.26
3	3	133	0.99	126	0.95	223	1.79	209	1.79
4	4	4642	34.72	4616	34.93	8833	71.05	8357	71.62
5	5	81	0.61	85	0.64	136	1.09	147	1.26

		Weighted							
Value	Formatted Value	Q1		Q2		Q3		Q4	
		Count	Percent	Count	Percent	Count	Percent	Count	Percent
.	Not Applicable	3688636	50.89	3696763	50.97
1	1	868475	11.98	828767	11.43	1686408	23.22	1699900	23.21
2	2	7166	0.10	18173	0.25	13617	0.19	33119	0.45
3	3	119343	1.65	119996	1.65	199661	2.75	210537	2.88
4	4	2513079	34.67	2537754	34.99	5267118	72.52	5284207	72.16
5	5	52071	0.72	51856	0.71	96322	1.33	94870	1.30

N15 -

Coding scheme note 15

		Unweighted							
Value	Formatted Value	Q1		Q2		Q3		Q4	
		Count	Percent	Count	Percent	Count	Percent	Count	Percent
.	Not Applicable	6766	50.61	6711	50.79
1	1	1834	13.72	1862	14.09	3521	28.32	3283	28.13
2	2	22	0.16	22	0.17	29	0.23	32	0.27
3	3	56	0.42	35	0.26	91	0.73	94	0.81
4	4	4593	34.36	4494	34.01	8616	69.31	8094	69.36
5	5	98	0.73	90	0.68	175	1.41	166	1.42

		Weighted							
Value	Formatted Value	Q1		Q2		Q3		Q4	
		Count	Percent	Count	Percent	Count	Percent	Count	Percent
.	Not Applicable	3688636	50.89	3696763	50.97
1	1	865697	11.94	855605	11.80	1778989	24.49	1730370	23.63
2	2	14725	0.20	21958	0.30	16016	0.22	21728	0.30
3	3	41401	0.57	33718	0.46	59300	0.82	80350	1.10
4	4	2574852	35.52	2587156	35.67	5283653	72.75	5385146	73.54
5	5	63460	0.88	58109	0.80	125169	1.72	105038	1.43

N16 -**Coding scheme note 16**

Unweighted									
Value	Formatted Value	Q1 Count	Q1 Percent	Q2 Count	Q2 Percent	Q3 Count	Q3 Percent	Q4 Count	Q4 Percent
.	Not Applicable	6766	50.61	6711	50.79
1	1	2523	18.87	2466	18.66	4956	39.86	4655	39.89
2	2	47	0.35	30	0.23	43	0.35	35	0.30
3	3	152	1.14	140	1.06	172	1.38	171	1.47
4	4	2501	18.71	2507	18.97	4803	38.63	4442	38.07
5	5	1288	9.63	1273	9.63	2279	18.33	2187	18.74
6	6	92	0.69	87	0.66	179	1.44	179	1.53

Weighted									
Value	Formatted Value	Q1 Count	Q1 Percent	Q2 Count	Q2 Percent	Q3 Count	Q3 Percent	Q4 Count	Q4 Percent
.	Not Applicable	3688636	50.89	3696763	50.97
1	1	1591672	21.96	1643624	22.66	3345191	46.06	3353673	45.80
2	2	25444	0.35	25524	0.35	30857	0.42	26680	0.36
3	3	136928	1.89	122150	1.68	159983	2.20	163498	2.23
4	4	1144025	15.78	1125592	15.52	2446473	33.68	2440335	33.33
5	5	619143	8.54	595820	8.21	1170505	16.12	1227976	16.77
6	6	42922	0.59	43836	0.60	110119	1.52	110470	1.51

N16A1 -**Coding scheme note 16A1**

Unweighted									
Value	Formatted Value	Q1 Count	Q1 Percent	Q2 Count	Q2 Percent	Q3 Count	Q3 Percent	Q4 Count	Q4 Percent
.	Not Applicable	13369	100.00	.	.	12432	100.00	11669	100.00
1	1	.	.	2995	22.67
2	2	.	.	15	0.11
3	3	.	.	153	1.16
4	4	.	.	9796	74.13
5	5	.	.	255	1.93

Weighted									
Value	Formatted Value	Q1 Count	Q1 Percent	Q2 Count	Q2 Percent	Q3 Count	Q3 Percent	Q4 Count	Q4 Percent
.	Not Applicable	7248770	100.00	.	.	7263127	100.00	7322632	100.00
1	1	.	.	2237574	30.85
2	2	.	.	16966	0.23
3	3	.	.	126589	1.75
4	4	.	.	4749466	65.48
5	5	.	.	122715	1.69

N16A2 -

Coding scheme note 16A2

		Unweighted							
Value	Formatted Value	Q1		Q2		Q3		Q4	
		Count	Percent	Count	Percent	Count	Percent	Count	Percent
.	Not Applicable	13369	100.00	.	.	12432	100.00	11669	100.00
1	1	.	.	3936	29.79
2	2	.	.	32	0.24
3	3	.	.	65	0.49
4	4	.	.	8816	66.72
5	5	.	.	120	0.91
6	6	.	.	245	1.85

		Weighted							
Value	Formatted Value	Q1		Q2		Q3		Q4	
		Count	Percent	Count	Percent	Count	Percent	Count	Percent
.	Not Applicable	7248770	100.00	.	.	7263127	100.00	7322632	100.00
1	1	.	.	3035286	41.85
2	2	.	.	24572	0.34
3	3	.	.	56206	0.77
4	4	.	.	3977381	54.84
5	5	.	.	55514	0.77
6	6	.	.	104350	1.44

N17 -

Coding scheme note 17

		Unweighted							
Value	Formatted Value	Q1		Q2		Q3		Q4	
		Count	Percent	Count	Percent	Count	Percent	Count	Percent
.	Not Applicable	6766	50.61	6711	50.79
1	1	947	7.08	897	6.79	1704	13.71	1642	14.07
2	2	1533	11.47	1530	11.58	2820	22.68	2683	22.99
3	3	19	0.14	20	0.15	36	0.29	41	0.35
4	4	9	0.07	6	0.05	8	0.06	19	0.16
5	5	3964	29.65	3941	29.82	7544	60.68	7088	60.74
6	6	1	0.01	1	0.01
7	7	131	0.98	109	0.82	318	2.56	195	1.67
8	8	1	0.01	.	.

		Weighted							
Value	Formatted Value	Q1		Q2		Q3		Q4	
		Count	Percent	Count	Percent	Count	Percent	Count	Percent
.	Not Applicable	3688636	50.89	3696763	50.97
1	1	503710	6.95	504639	6.96	996010	13.71	1093245	14.93
2	2	1017009	14.03	1045879	14.42	2086238	28.72	2040833	27.87
3	3	16544	0.23	17963	0.25	44117	0.61	46474	0.63
4	4	6652	0.09	6503	0.09	5950	0.08	13101	0.18
5	5	1941527	26.78	1922950	26.51	3960794	54.53	4019578	54.89
6	6	1154	0.02	2588	0.04
7	7	74691	1.03	58614	0.81	166895	2.30	106815	1.46
8	8	1969	0.03	.	.

N18 -

Coding scheme note 18

		Unweighted							
Value	Formatted Value	Q1		Q2		Q3		Q4	
		Count	Percent	Count	Percent	Count	Percent	Count	Percent
1	1	10352	77.43	10360	78.40	9893	79.58	9320	79.87
2	2	672	5.03	636	4.81	565	4.54	550	4.71
3	3	6	0.04	10	0.08	7	0.06	7	0.06
4	4	1	0.01	1	0.01	2	0.02	2	0.02
5	5	.	.	1	0.01	1	0.01	4	0.03
6	6	1	0.01	1	0.01	4	0.03	2	0.02
7	7	1	0.01	.	.	3	0.02	1	0.01
8	8	1	0.01	2	0.02
9	9	43	0.32	27	0.20	23	0.19	21	0.18
10	10	23	0.17	14	0.11	19	0.15	36	0.31
11	11	18	0.13	15	0.11	13	0.10	15	0.13
12	12	1879	14.05	1824	13.80	1549	12.46	1462	12.53
13	13	372	2.78	325	2.46	353	2.84	247	2.12

		Weighted							
Value	Formatted Value	Q1		Q2		Q3		Q4	
		Count	Percent	Count	Percent	Count	Percent	Count	Percent
1	1	5363621	73.99	5470975	75.43	5607425	77.20	5649576	77.15
2	2	595926	8.22	572612	7.89	497832	6.85	479772	6.55
3	3	1092	0.02	9122	0.13	5150	0.07	3717	0.05
4	4	509	0.01	114	0.00	385	0.01	611	0.01
5	5	.	.	84	0.00	451	0.01	2802	0.04
6	6	246	0.00	2008	0.03	830	0.01	576	0.01
7	7	166	0.00	.	.	1179	0.02	59	0.00
8	8	2056	0.03	2324	0.03
9	9	18660	0.26	12737	0.18	10398	0.14	14548	0.20
10	10	14440	0.20	12187	0.17	10703	0.15	23916	0.33
11	11	10725	0.15	8589	0.12	4651	0.06	16092	0.22
12	12	1030835	14.22	994737	13.71	913466	12.58	972961	13.29
13	13	210493	2.90	170145	2.35	210657	2.90	155678	2.13

N18A1 -

Coding scheme note 18A1

		Unweighted							
Value	Formatted Value	Q1		Q2		Q3		Q4	
		Count	Percent	Count	Percent	Count	Percent	Count	Percent
.	Not Applicable	12432	100.00	11669	100.00
1	1	2253	16.85	608	4.60
2	2	5	0.04	1740	13.17
3	3	4	0.03	14	0.11
4	4	10731	80.27	10583	80.09
5	5	376	2.81	269	2.04

		Weighted							
Value	Formatted Value	Q1		Q2		Q3		Q4	
		Count	Percent	Count	Percent	Count	Percent	Count	Percent
.	Not Applicable	7263127	100.00	7322632	100.00
1	1	1040307	14.35	301135	4.15
2	2	4345	0.06	739763	10.20
3	3	6832	0.09	8019	0.11
4	4	6003812	82.83	6072589	83.72
5	5	193474	2.67	131804	1.82

N19A -
Coding scheme note 19A

		Unweighted							
Value	Formatted Value	Q1		Q2		Q3		Q4	
		Count	Percent	Count	Percent	Count	Percent	Count	Percent
1	1	13	0.10	10	0.08	14	0.11	18	0.15
2	2	94	0.70	81	0.61	86	0.69	53	0.45
3	3	2	0.01	.	.	8	0.06	3	0.03
4	4	215	1.61	178	1.35	204	1.64	125	1.07
8	8	6980	52.21	7003	53.00	6234	50.14	5833	49.99
9	9	7	0.05	3	0.02	3	0.02	8	0.07
10	10	97	0.73	75	0.57	182	1.46	139	1.19
11	11	5788	43.29	5810	43.97	5655	45.49	5398	46.26
12	12	5	0.04	.	.	2	0.02	4	0.03
13	13	168	1.26	54	0.41	44	0.35	88	0.75

		Weighted							
Value	Formatted Value	Q1		Q2		Q3		Q4	
		Count	Percent	Count	Percent	Count	Percent	Count	Percent
1	1	12235	0.17	9951	0.14	11313	0.16	19302	0.26
2	2	53558	0.74	43922	0.61	37134	0.51	29755	0.41
3	3	979	0.01	.	.	8739	0.12	5240	0.07
4	4	98212	1.35	65233	0.90	106694	1.47	52610	0.72
8	8	3568848	49.23	3424255	47.21	3401033	46.83	3379523	46.15
9	9	2915	0.04	2669	0.04	3277	0.05	3430	0.05
10	10	97195	1.34	63631	0.88	177749	2.45	105965	1.45
11	11	3250952	44.85	3601808	49.66	3480371	47.92	3631167	49.59
12	12	2724	0.04	.	.	229	0.00	2535	0.03
13	13	161150	2.22	41840	0.58	36588	0.50	93103	1.27

N19B - Coding scheme note 19B									
Unweighted									
Value	Formatted Value	Q1 Count	Q1 Percent	Q2 Count	Q2 Percent	Q3 Count	Q3 Percent	Q4 Count	Q4 Percent
1	1	7200	53.86	7181	54.34	6440	51.80	5962	51.09
2	2	99	0.74	75	0.57	190	1.53	142	1.22
3	3	6070	45.40	5958	45.09	5802	46.67	5565	47.69
Weighted									
Value	Formatted Value	Q1 Count	Q1 Percent	Q2 Count	Q2 Percent	Q3 Count	Q3 Percent	Q4 Count	Q4 Percent
1	1	3669784	50.63	3489488	48.11	3507956	48.30	3434668	46.90
2	2	98174	1.35	63631	0.88	186488	2.57	111206	1.52
3	3	3480811	48.02	3700191	51.01	3568683	49.13	3776758	51.58

N20 - Coding scheme note 20									
Unweighted									
Value	Formatted Value	Q1 Count	Q1 Percent	Q2 Count	Q2 Percent	Q3 Count	Q3 Percent	Q4 Count	Q4 Percent
1	1	7299	54.60	7256	54.91	6630	53.33	6104	52.31
2	2	3131	23.42	3215	24.33	3156	25.39	3034	26.00
3	3	2653	19.84	2585	19.56	2491	20.04	2382	20.41
4	4	13	0.10	22	0.17	11	0.09	4	0.03
5	5	93	0.70	73	0.55	75	0.60	44	0.38
6	6	180	1.35	63	0.48	69	0.56	101	0.87
Weighted									
Value	Formatted Value	Q1 Count	Q1 Percent	Q2 Count	Q2 Percent	Q3 Count	Q3 Percent	Q4 Count	Q4 Percent
1	1	3767958	51.98	3553119	48.99	3694444	50.87	3545874	48.42
2	2	2073301	28.60	2284486	31.50	2273867	31.31	2259743	30.86
3	3	1169194	16.13	1303739	17.97	1203983	16.58	1378286	18.82
4	4	15641	0.22	24916	0.34	7166	0.10	7839	0.11
5	5	43865	0.61	38433	0.53	30523	0.42	32046	0.44
6	6	178810	2.47	48617	0.67	53145	0.73	98844	1.35

N21 -**Coding scheme note 21**

		Unweighted							
Value	Formatted Value	Q1		Q2		Q3		Q4	
		Count	Percent	Count	Percent	Count	Percent	Count	Percent
1	1	7299	54.60	7256	54.91	6630	53.33	6104	52.31
2	2	45	0.34	45	0.34	58	0.47	45	0.39
4	4	85	0.64	88	0.67	94	0.76	75	0.64
5	5	88	0.66	82	0.62	81	0.65	87	0.75
6	6	480	3.59	464	3.51	373	3.00	378	3.24
7	7	5055	37.81	5083	38.47	5019	40.37	4807	41.19
8	8	1	0.01
9	9	1	0.01
12	12	316	2.36	196	1.48	177	1.42	172	1.47

		Weighted							
Value	Formatted Value	Q1		Q2		Q3		Q4	
		Count	Percent	Count	Percent	Count	Percent	Count	Percent
1	1	3767958	51.98	3553119	48.99	3694444	50.87	3545874	48.42
2	2	19168	0.26	21623	0.30	25494	0.35	31999	0.44
4	4	37659	0.52	37994	0.52	44038	0.61	35158	0.48
5	5	43550	0.60	38561	0.53	41978	0.58	51525	0.70
6	6	200122	2.76	245854	3.39	192453	2.65	215626	2.94
7	7	2895999	39.95	3184492	43.90	3145316	43.31	3262063	44.55
8	8	656	0.01
9	9	3071	0.04
12	12	283658	3.91	171667	2.37	119406	1.64	177316	2.42

N22 -**Coding scheme note 22**

		Unweighted							
Value	Formatted Value	Q1		Q2		Q3		Q4	
		Count	Percent	Count	Percent	Count	Percent	Count	Percent
.	Not Applicable	6766	50.61	6711	50.79
1	1	2618	19.58	2544	19.25	4876	39.22	4506	38.62
2	2	161	1.20	128	0.97	252	2.03	334	2.86
3	3	3659	27.37	3688	27.91	6969	56.06	6612	56.66
4	4	165	1.23	143	1.08	335	2.69	217	1.86

		Weighted							
Value	Formatted Value	Q1		Q2		Q3		Q4	
		Count	Percent	Count	Percent	Count	Percent	Count	Percent
.	Not Applicable	3688636	50.89	3696763	50.97
1	1	1504230	20.75	1532191	21.12	3113312	42.86	3077522	42.03
2	2	114325	1.58	91221	1.26	165351	2.28	253427	3.46
3	3	1840118	25.39	1834623	25.29	3794369	52.24	3868701	52.83
4	4	101462	1.40	98511	1.36	190095	2.62	122982	1.68

N23 -**Coding scheme note 23**

		Unweighted							
Value	Formatted Value	Q1		Q2		Q3		Q4	
		Count	Percent	Count	Percent	Count	Percent	Count	Percent
.	Not Applicable	6766	50.61	6711	50.79
1	1	3451	25.81	3399	25.72	6666	53.62	6319	54.15
2	2	72	0.54	66	0.50	101	0.81	150	1.29
3	3	2915	21.80	2894	21.90	5319	42.78	4967	42.57
4	4	165	1.23	144	1.09	346	2.78	233	2.00

		Weighted							
Value	Formatted Value	Q1		Q2		Q3		Q4	
		Count	Percent	Count	Percent	Count	Percent	Count	Percent
.	Not Applicable	3688636	50.89	3696763	50.97
1	1	2144440	29.58	2166578	29.87	4590700	63.21	4568389	62.39
2	2	47766	0.66	38624	0.53	60111	0.83	99598	1.36
3	3	1266660	17.47	1251250	17.25	2411169	33.20	2518105	34.39
4	4	101268	1.40	100093	1.38	201147	2.77	136540	1.86

N23A1 -**Coding scheme note 23A1**

		Unweighted							
Value	Formatted Value	Q1		Q2		Q3		Q4	
		Count	Percent	Count	Percent	Count	Percent	Count	Percent
.	Not Applicable	13369	100.00	13214	100.00	.	.	11669	100.00
1	1	2005	16.13	.	.
2	2	896	7.21	.	.
3	3	9107	73.25	.	.
4	4	424	3.41	.	.

		Weighted							
Value	Formatted Value	Q1		Q2		Q3		Q4	
		Count	Percent	Count	Percent	Count	Percent	Count	Percent
.	Not Applicable	7248770	100.00	7253310	100.00	.	.	7322632	100.00
1	1	867519	11.94	.	.
2	2	339338	4.67	.	.
3	3	5794830	79.78	.	.
4	4	261441	3.60	.	.

N24 -

Coding scheme note 24

		Unweighted							
Value	Formatted Value	Q1		Q2		Q3		Q4	
		Count	Percent	Count	Percent	Count	Percent	Count	Percent
1	1	561	4.20	523	3.96	463	3.72	412	3.53
2	2	436	3.26	410	3.10	387	3.11	380	3.26
3	3	354	2.65	373	2.82	326	2.62	359	3.08
4	4	19	0.14	36	0.27	22	0.18	31	0.27
5	5	11348	84.88	11411	86.36	10718	86.21	10129	86.80
6	6	651	4.87	461	3.49	516	4.15	358	3.07

		Weighted							
Value	Formatted Value	Q1		Q2		Q3		Q4	
		Count	Percent	Count	Percent	Count	Percent	Count	Percent
1	1	274889	3.79	250633	3.46	234407	3.23	250324	3.42
2	2	208259	2.87	203254	2.80	203423	2.80	227749	3.11
3	3	139424	1.92	151971	2.10	135446	1.86	125859	1.72
4	4	7091	0.10	16590	0.23	15282	0.21	22049	0.30
5	5	6250427	86.23	6351885	87.57	6394615	88.04	6446327	88.03
6	6	368680	5.09	278976	3.85	279954	3.85	250324	3.42

N24A1 -

Coding scheme note 24A1

		Unweighted							
Value	Formatted Value	Q1		Q2		Q3		Q4	
		Count	Percent	Count	Percent	Count	Percent	Count	Percent
.	Not Applicable	13369	100.00	13214	100.00	.	.	11669	100.00
1	1	11590	93.23	.	.
2	2	74	0.60	.	.
3	3	768	6.18	.	.

		Weighted							
Value	Formatted Value	Q1		Q2		Q3		Q4	
		Count	Percent	Count	Percent	Count	Percent	Count	Percent
.	Not Applicable	7248770	100.00	7253310	100.00	.	.	7322632	100.00
1	1	6774434	93.27	.	.
2	2	51240	0.71	.	.
3	3	437453	6.02	.	.

N24B1 - Coding scheme note 24B1									
Unweighted									
Value	Formatted Value	Q1 Count	Q1 Percent	Q2 Count	Q2 Percent	Q3 Count	Q3 Percent	Q4 Count	Q4 Percent
.	Not Applicable	13369	100.00	13214	100.00	12432	100.00	.	.
1	1	614	5.26
2	2	636	5.45
3	3	10123	86.75
4	4	296	2.54
Weighted									
Value	Formatted Value	Q1 Count	Q1 Percent	Q2 Count	Q2 Percent	Q3 Count	Q3 Percent	Q4 Count	Q4 Percent
.	Not Applicable	7248770	100.00	7253310	100.00	7263127	100.00	.	.
1	1	359875	4.91
2	2	553914	7.56
3	3	6239955	85.21
4	4	168887	2.31

N24B2 - Coding scheme note 24B2									
Unweighted									
Value	Formatted Value	Q1 Count	Q1 Percent	Q2 Count	Q2 Percent	Q3 Count	Q3 Percent	Q4 Count	Q4 Percent
.	Not Applicable	13369	100.00	13214	100.00	12432	100.00	.	.
1	1	10123	86.75
2	2	284	2.43
3	3	235	2.01
4	4	713	6.11
5	5	314	2.69
Weighted									
Value	Formatted Value	Q1 Count	Q1 Percent	Q2 Count	Q2 Percent	Q3 Count	Q3 Percent	Q4 Count	Q4 Percent
.	Not Applicable	7248770	100.00	7253310	100.00	7263127	100.00	.	.
1	1	6239955	85.21
2	2	153373	2.09
3	3	192686	2.63
4	4	554052	7.57
5	5	182566	2.49

MISS_1 - Count of: violates skip pattern									
Unweighted									
Value	Formatted Value	Q1 Count	Percent	Q2 Count	Percent	Q3 Count	Percent	Q4 Count	Percent
0	0 times	13369	100.00	13214	100.00	12432	100.00	11669	100.00
Weighted									
Value	Formatted Value	Q1 Count	Percent	Q2 Count	Percent	Q3 Count	Percent	Q4 Count	Percent
0	0 times	7248770	100.00	7253310	100.00	7263127	100.00	7322632	100.00

MISS_4 - Count of: incomplete grid error									
Unweighted									
Value	Formatted Value	Q1 Count	Percent	Q2 Count	Percent	Q3 Count	Percent	Q4 Count	Percent
0	0 times	13369	100.00	13214	100.00	12432	100.00	11669	100.00
Weighted									
Value	Formatted Value	Q1 Count	Percent	Q2 Count	Percent	Q3 Count	Percent	Q4 Count	Percent
0	0 times	7248770	100.00	7253310	100.00	7263127	100.00	7322632	100.00

MISS_5 - Count of: scalable response of don't know									
Unweighted									
Value	Formatted Value	Q1 Count	Percent	Q2 Count	Percent	Q3 Count	Percent	Q4 Count	Percent
0	0 times	9535	71.32	9109	68.93	8126	65.36	7568	64.86
1	1 time	2977	22.27	2970	22.48	3197	25.72	2961	25.37
2	2 times	743	5.56	923	6.99	932	7.50	918	7.87
3	3 times	100	0.75	153	1.16	122	0.98	184	1.58
4	4 times	13	0.10	32	0.24	31	0.25	26	0.22
5	5 times	1	0.01	12	0.09	7	0.06	11	0.09
6	6 times	.	.	9	0.07	8	0.06	1	0.01
7	7 times	.	.	6	0.05	6	0.05	.	.
8	8 times	2	0.02	.	.
9	9 times	1	0.01	.	.

		Weighted							
Value	Formatted Value	Q1		Q2		Q3		Q4	
		Count	Percent	Count	Percent	Count	Percent	Count	Percent
0	0 times	5168763	71.31	5002144	68.96	4812836	66.26	4745426	64.80
1	1 time	1569960	21.66	1579852	21.78	1731866	23.84	1786729	24.40
2	2 times	426806	5.89	530766	7.32	581468	8.01	621399	8.49
3	3 times	75850	1.05	105233	1.45	87654	1.21	130536	1.78
4	4 times	7238	0.10	22001	0.30	34344	0.47	22434	0.31
5	5 times	153	0.00	6920	0.10	2721	0.04	15029	0.21
6	6 times	.	.	2625	0.04	4390	0.06	1079	0.01
7	7 times	.	.	3769	0.05	7056	0.10	.	.
8	8 times	663	0.01	.	.
9	9 times	129	0.00	.	.

MISS 6 -
Count of: not applicable - valid skip

		Unweighted							
Value	Formatted Value	Q1		Q2		Q3		Q4	
		Count	Percent	Count	Percent	Count	Percent	Count	Percent
0	0 times	9236	69.09	7292	55.18	10056	80.89	9796	83.95
1	1 time	2665	19.93	3618	27.38	1244	10.01	1008	8.64
2	2 times	632	4.73	1136	8.60	559	4.50	388	3.33
3	3 times	303	2.27	492	3.72	255	2.05	166	1.42
4	4 times	202	1.51	266	2.01	132	1.06	115	0.99
5	5 times	102	0.76	125	0.95	58	0.47	73	0.63
6	6 times	59	0.44	87	0.66	31	0.25	30	0.26
7	7 times	45	0.34	65	0.49	26	0.21	27	0.23
8	8 times	41	0.31	25	0.19	19	0.15	13	0.11
9	9 times	20	0.15	23	0.17	15	0.12	13	0.11
10	10 times	17	0.13	20	0.15	4	0.03	7	0.06
11	11 times	10	0.07	15	0.11	5	0.04	7	0.06
12	12 times	13	0.10	9	0.07	5	0.04	5	0.04
13	13 times	5	0.04	12	0.09	7	0.06	9	0.08
14	14 times	3	0.02	5	0.04	2	0.02	1	0.01
15	15 times	2	0.01	7	0.05	3	0.02	.	.
16	16 times	3	0.02	1	0.01	2	0.02	1	0.01
17	17 times	1	0.01	4	0.03	1	0.01	1	0.01
18	18 times	.	.	1	0.01	2	0.02	2	0.02
19	19 times	3	0.02	1	0.01	2	0.02	2	0.02
20	20 times	3	0.02	2	0.02	1	0.01	.	.
21	21 times	1	0.01
22	22 times	.	.	2	0.02	1	0.01	2	0.02
23	23 times	2	0.02
24	24 times	2	0.01	3	0.02
25	25 times	1	0.01	1	0.01
26	26 times	.	.	1	0.01	2	0.02	1	0.01
27	27 times	.	.	1	0.01

		Weighted							
Value	Formatted Value	Q1		Q2		Q3		Q4	
		Count	Percent	Count	Percent	Count	Percent	Count	Percent
0	0 times	4801335	66.24	3610655	49.78	5625129	77.45	5971933	81.55
1	1 time	1457560	20.11	2092666	28.85	785610	10.82	676693	9.24
2	2 times	400559	5.53	719320	9.92	382829	5.27	298865	4.08
3	3 times	198907	2.74	320328	4.42	203678	2.80	131380	1.79
4	4 times	131335	1.81	177661	2.45	106739	1.47	79679	1.09
5	5 times	70458	0.97	91416	1.26	59310	0.82	57673	0.79
6	6 times	39835	0.55	78463	1.08	27954	0.38	28067	0.38
7	7 times	33833	0.47	52869	0.73	22693	0.31	25929	0.35
8	8 times	33806	0.47	19720	0.27	14063	0.19	10388	0.14
9	9 times	19828	0.27	21310	0.29	11262	0.16	12631	0.17
10	10 times	17694	0.24	18604	0.26	1044	0.01	6567	0.09
11	11 times	9052	0.12	11112	0.15	2831	0.04	4895	0.07
12	12 times	11034	0.15	6718	0.09	5535	0.08	3977	0.05
13	13 times	3815	0.05	7160	0.10	6338	0.09	6833	0.09
14	14 times	966	0.01	2888	0.04	2110	0.03	221	0.00
15	15 times	1630	0.02	7247	0.10	1368	0.02	.	.
16	16 times	1981	0.03	109	0.00	948	0.01	165	0.00
17	17 times	1035	0.01	5498	0.08	119	0.00	135	0.00
18	18 times	.	.	852	0.01	161	0.00	2074	0.03
19	19 times	5117	0.07	69	0.00	1137	0.02	1603	0.02
20	20 times	786	0.01	1482	0.02	141	0.00	.	.
21	21 times	1931	0.03
22	22 times	.	.	1487	0.02	961	0.01	1136	0.02
23	23 times	269	0.00
24	24 times	5238	0.07	4602	0.06
25	25 times	1035	0.01	273	0.00
26	26 times	.	.	694	0.01	1167	0.02	1521	0.02
27	27 times	.	.	106	0.00

MISS_7 -

Count of: out-of-range error

		Unweighted							
Value	Formatted Value	Q1		Q2		Q3		Q4	
		Count	Percent	Count	Percent	Count	Percent	Count	Percent
0	0 times	4229	31.63	4102	31.04	12397	99.72	11632	99.68
1	1 time	9129	68.28	9091	68.80	34	0.27	37	0.32
2	2 times	11	0.08	21	0.16	1	0.01	.	.

		Weighted							
Value	Formatted Value	Q1		Q2		Q3		Q4	
		Count	Percent	Count	Percent	Count	Percent	Count	Percent
0	0 times	2282098	31.48	2246834	30.98	7221727	99.43	7272868	99.32
1	1 time	4958563	68.41	4980169	68.66	41266	0.57	49765	0.68
2	2 times	8109	0.11	26307	0.36	134	0.00	.	.

MISS_8 - Count of: multiple response error									
Unweighted									
Value	Formatted Value	Q1 Count	Percent	Q2 Count	Percent	Q3 Count	Percent	Q4 Count	Percent
0	0 times	13369	100.00	13214	100.00	12432	100.00	11669	100.00
Weighted									
Value	Formatted Value	Q1 Count	Percent	Q2 Count	Percent	Q3 Count	Percent	Q4 Count	Percent
0	0 times	7248770	100.00	7253310	100.00	7263127	100.00	7322632	100.00

MISS_9 - Count of: no response - invalid skip									
Unweighted									
Value	Formatted Value	Q1 Count	Percent	Q2 Count	Percent	Q3 Count	Percent	Q4 Count	Percent
0	0 times	2	0.01	2	0.02	.	.	2	0.02
1	1 time	9	0.07	1	0.01	3	0.02	3	0.03
2	2 times	24	0.18	5	0.04	12	0.10	2	0.02
3	3 times	15	0.11	13	0.10	9	0.07	3	0.03
4	4 times	20	0.15	19	0.14	10	0.08	3	0.03
5	5 times	29	0.22	17	0.13	9	0.07	4	0.03
6	6 times	50	0.37	21	0.16	15	0.12	4	0.03
7	7 times	79	0.59	39	0.30	22	0.18	2	0.02
8	8 times	93	0.70	51	0.39	25	0.20	1	0.01
9	9 times	167	1.25	61	0.46	30	0.24	3	0.03
10	10 times	225	1.68	102	0.77	54	0.43	3	0.03
11	11 times	306	2.29	149	1.13	58	0.47	2	0.02
12	12 times	396	2.96	204	1.54	87	0.70	2	0.02
13	13 times	459	3.43	266	2.01	98	0.79	3	0.03
14	14 times	536	4.01	335	2.54	105	0.84	6	0.05
15	15 times	581	4.35	402	3.04	144	1.16	5	0.04
16	16 times	696	5.21	451	3.41	176	1.42	3	0.03
17	17 times	679	5.08	546	4.13	228	1.83	8	0.07
18	18 times	671	5.02	611	4.62	226	1.82	4	0.03
19	19 times	706	5.28	604	4.57	261	2.10	6	0.05
20	20 times	644	4.82	606	4.59	333	2.68	11	0.09
21	21 times	611	4.57	621	4.70	313	2.52	8	0.07
22	22 times	601	4.50	689	5.21	385	3.10	12	0.10
23	23 times	498	3.73	617	4.67	443	3.56	19	0.16
24	24 times	480	3.59	549	4.15	468	3.76	14	0.12
25	25 times	447	3.34	511	3.87	414	3.33	23	0.20
26	26 times	351	2.63	525	3.97	515	4.14	27	0.23
27	27 times	379	2.83	480	3.63	493	3.97	37	0.32
28	28 times	299	2.24	455	3.44	500	4.02	50	0.43
29	29 times	277	2.07	342	2.59	436	3.51	55	0.47
30	30 times	265	1.98	350	2.65	448	3.60	77	0.66
31	31 times	255	1.91	319	2.41	454	3.65	74	0.63
32	32 times	261	1.95	281	2.13	418	3.36	96	0.82
33	33 times	264	1.97	256	1.94	424	3.41	106	0.91
34	34 times	205	1.53	277	2.10	381	3.06	124	1.06
35	35 times	227	1.70	226	1.71	328	2.64	106	0.91
36	36 times	207	1.55	238	1.80	338	2.72	115	0.99
37	37 times	210	1.57	214	1.62	335	2.69	140	1.20

2009 HEALTH CARE SURVEY OF DOD BENEFICIARIES – FINAL

38	38 times	183	1.37	207	1.57	299	2.41	132	1.13
39	39 times	174	1.30	213	1.61	318	2.56	134	1.15
40 -- 139	40 or more times	788	5.89	1339	10.13	2817	22.66	10240	87.75
Weighted									
		Q1		Q2		Q3		Q4	
Value	Formatted Value	Count	Percent	Count	Percent	Count	Percent	Count	Percent
0	0 times	752	0.01	1696	0.02	.	.	775	0.01
1	1 time	9475	0.13	845	0.01	3778	0.05	678	0.01
2	2 times	28440	0.39	7072	0.10	6512	0.09	658	0.01
3	3 times	15579	0.21	6365	0.09	7631	0.11	1498	0.02
4	4 times	19765	0.27	17832	0.25	5254	0.07	2454	0.03
5	5 times	17347	0.24	13030	0.18	3575	0.05	3488	0.05
6	6 times	37607	0.52	20837	0.29	13293	0.18	3971	0.05
7	7 times	52554	0.73	28739	0.40	17484	0.24	2777	0.04
8	8 times	60860	0.84	45547	0.63	21397	0.29	978	0.01
9	9 times	125704	1.73	54630	0.75	15855	0.22	1533	0.02
10	10 times	130882	1.81	78792	1.09	38961	0.54	4817	0.07
11	11 times	201149	2.77	112058	1.54	46409	0.64	1541	0.02
12	12 times	259576	3.58	162070	2.23	68093	0.94	379	0.01
13	13 times	281818	3.89	196645	2.71	73833	1.02	3305	0.05
14	14 times	337284	4.65	237007	3.27	94373	1.30	1726	0.02
15	15 times	338564	4.67	289563	3.99	104083	1.43	5811	0.08
16	16 times	433166	5.98	314629	4.34	118808	1.64	4115	0.06
17	17 times	391271	5.40	368353	5.08	172786	2.38	11698	0.16
18	18 times	379979	5.24	418014	5.76	155572	2.14	7484	0.10
19	19 times	387787	5.35	393226	5.42	154556	2.13	3469	0.05
20	20 times	407828	5.63	361024	4.98	200337	2.76	8613	0.12
21	21 times	285597	3.94	335549	4.63	207021	2.85	8849	0.12
22	22 times	316954	4.37	364738	5.03	259748	3.58	7385	0.10
23	23 times	236839	3.27	330673	4.56	318585	4.39	12431	0.17
24	24 times	249376	3.44	265818	3.66	275286	3.79	7715	0.11
25	25 times	231655	3.20	245602	3.39	270000	3.72	13575	0.19
26	26 times	156648	2.16	224745	3.10	316864	4.36	17609	0.24
27	27 times	160442	2.21	210814	2.91	320517	4.41	32182	0.44
28	28 times	139332	1.92	204904	2.82	292957	4.03	29140	0.40
29	29 times	122849	1.69	153942	2.12	243980	3.36	32346	0.44
30	30 times	113596	1.57	155099	2.14	260047	3.58	51555	0.70
31	31 times	112165	1.55	135472	1.87	255841	3.52	48391	0.66
32	32 times	112180	1.55	131563	1.81	249834	3.44	68480	0.94
33	33 times	122276	1.69	113213	1.56	219721	3.03	75851	1.04
34	34 times	100113	1.38	117465	1.62	205439	2.83	91862	1.25
35	35 times	93161	1.29	106638	1.47	176432	2.43	79474	1.09
36	36 times	101955	1.41	113082	1.56	137220	1.89	79762	1.09
37	37 times	104714	1.44	103998	1.43	192919	2.66	96380	1.32
38	38 times	80798	1.11	96237	1.33	149518	2.06	89161	1.22
39	39 times	82282	1.14	93395	1.29	151752	2.09	87073	1.19
40 -- 139	40 or more times	408451	5.63	622386	8.58	1436853	19.78	6321640	86.33

MISS_TOT - Total number of missing responses									
Unweighted									
Value	Formatted Value	Q1 Count	Q1 Percent	Q2 Count	Q2 Percent	Q3 Count	Q3 Percent	Q4 Count	Q4 Percent
0	0 times	.	.	1	0.01
1	1 time	1	0.01
2	2 times	2	0.01	2	0.02
3	3 times	5	0.04	1	0.01	2	0.02	2	0.02
4	4 times	8	0.06	.	.	7	0.06	.	.
5	5 times	15	0.11	1	0.01	5	0.04	.	.
6	6 times	32	0.24	5	0.04	11	0.09	.	.
7	7 times	34	0.25	6	0.05	7	0.06	1	0.01
8	8 times	55	0.41	15	0.11	17	0.14	1	0.01
9	9 times	84	0.63	35	0.26	24	0.19	2	0.02
10	10 times	141	1.05	47	0.36	31	0.25	3	0.03
11	11 times	186	1.39	62	0.47	52	0.42	3	0.03
12	12 times	272	2.03	106	0.80	76	0.61	4	0.03
13	13 times	355	2.66	161	1.22	88	0.71	1	0.01
14	14 times	442	3.31	210	1.59	100	0.80	4	0.03
15	15 times	506	3.78	278	2.10	131	1.05	3	0.03
16	16 times	558	4.17	318	2.41	180	1.45	5	0.04
17	17 times	683	5.11	425	3.22	184	1.48	5	0.04
18	18 times	631	4.72	501	3.79	202	1.62	3	0.03
19	19 times	677	5.06	554	4.19	254	2.04	3	0.03
20	20 times	692	5.18	592	4.48	284	2.28	10	0.09
21	21 times	647	4.84	647	4.90	320	2.57	7	0.06
22	22 times	616	4.61	606	4.59	375	3.02	14	0.12
23	23 times	602	4.50	659	4.99	401	3.23	7	0.06
24	24 times	543	4.06	666	5.04	456	3.67	11	0.09
25	25 times	497	3.72	610	4.62	412	3.31	22	0.19
26	26 times	421	3.15	529	4.00	496	3.99	23	0.20
27	27 times	400	2.99	530	4.01	470	3.78	32	0.27
28	28 times	355	2.66	539	4.08	496	3.99	35	0.30
29	29 times	328	2.45	457	3.46	456	3.67	42	0.36
30	30 times	322	2.41	400	3.03	460	3.70	74	0.63
31	31 times	264	1.97	358	2.71	432	3.47	61	0.52
32	32 times	258	1.93	326	2.47	421	3.39	100	0.86
33	33 times	253	1.89	318	2.41	444	3.57	98	0.84
34	34 times	257	1.92	272	2.06	396	3.19	112	0.96
35	35 times	212	1.59	242	1.83	365	2.94	105	0.90
36	36 times	239	1.79	251	1.90	331	2.66	126	1.08
37	37 times	187	1.40	235	1.78	350	2.82	124	1.06
38	38 times	208	1.56	231	1.75	296	2.38	127	1.09
39	39 times	248	1.86	238	1.80	306	2.46	145	1.24
40 -- 139	40 or more times	1133	8.47	1782	13.49	3094	24.89	10352	88.71

		Weighted							
		Q1		Q2		Q3		Q4	
Value	Formatted Value	Count	Percent	Count	Percent	Count	Percent	Count	Percent
0	0 times	.	.	936	0.01
1	1 time	451	0.01
2	2 times	4922	0.07	638	0.01
3	3 times	3099	0.04	133	0.00	1951	0.03	175	0.00
4	4 times	11707	0.16	.	.	2647	0.04	.	.
5	5 times	13932	0.19	1135	0.02	1432	0.02	.	.
6	6 times	20678	0.29	1725	0.02	11422	0.16	.	.
7	7 times	22112	0.31	5395	0.07	2558	0.04	473	0.01
8	8 times	35061	0.48	12841	0.18	9403	0.13	540	0.01
9	9 times	53004	0.73	28570	0.39	13689	0.19	3137	0.04
10	10 times	93292	1.29	37888	0.52	21633	0.30	926	0.01
11	11 times	119850	1.65	48513	0.67	36867	0.51	5798	0.08
12	12 times	154978	2.14	85448	1.18	59299	0.82	2533	0.03
13	13 times	215157	2.97	121186	1.67	55637	0.77	2103	0.03
14	14 times	283411	3.91	139837	1.93	79818	1.10	1001	0.01
15	15 times	307672	4.24	207339	2.86	113271	1.56	405	0.01
16	16 times	379605	5.24	254998	3.52	137496	1.89	2337	0.03
17	17 times	387969	5.35	297868	4.11	119121	1.64	6683	0.09
18	18 times	378837	5.23	337405	4.65	135494	1.87	1100	0.02
19	19 times	385889	5.32	365937	5.05	168785	2.32	3383	0.05
20	20 times	392696	5.42	391519	5.40	198583	2.73	8010	0.11
21	21 times	367307	5.07	401537	5.54	217546	3.00	7560	0.10
22	22 times	324093	4.47	361661	4.99	250218	3.45	17002	0.23
23	23 times	339047	4.68	371993	5.13	267067	3.68	5097	0.07
24	24 times	288620	3.98	320581	4.42	265548	3.66	6299	0.09
25	25 times	241642	3.33	336600	4.64	256520	3.53	15471	0.21
26	26 times	211454	2.92	263172	3.63	331536	4.56	14373	0.20
27	27 times	201694	2.78	251117	3.46	288049	3.97	26375	0.36
28	28 times	165588	2.28	263534	3.63	305488	4.21	22641	0.31
29	29 times	147309	2.03	189650	2.61	260472	3.59	21054	0.29
30	30 times	136230	1.88	184942	2.55	272627	3.75	49914	0.68
31	31 times	132936	1.83	149888	2.07	242121	3.33	36418	0.50
32	32 times	110333	1.52	150184	2.07	251790	3.47	65518	0.89
33	33 times	111444	1.54	141085	1.95	235154	3.24	73080	1.00
34	34 times	103469	1.43	117934	1.63	217314	2.99	83277	1.14
35	35 times	98354	1.36	107300	1.48	188181	2.59	73306	1.00
36	36 times	111398	1.54	109877	1.51	152577	2.10	82800	1.13
37	37 times	96244	1.33	93178	1.28	200127	2.76	91382	1.25
38	38 times	94316	1.30	119016	1.64	143963	1.98	87865	1.20
39	39 times	119313	1.65	117838	1.62	152285	2.10	89785	1.23
40 -- 139	40 or more times	583655	8.05	863548	11.91	1595437	21.97	6414173	87.59

XSERVAFF - Service affiliation									
Unweighted									
Value	Formatted Value	Q1 Count	Q1 Percent	Q2 Count	Q2 Percent	Q3 Count	Q3 Percent	Q4 Count	Q4 Percent
1 Army		2301	17.21	2249	17.02	2007	16.14	1917	16.43
2 Air Force		4314	32.27	4349	32.91	3811	30.65	3553	30.45
3 Navy		2652	19.84	2648	20.04	2408	19.37	2282	19.56
4 Other		4102	30.68	3968	30.03	4206	33.83	3917	33.57
Weighted									
Value	Formatted Value	Q1 Count	Q1 Percent	Q2 Count	Q2 Percent	Q3 Count	Q3 Percent	Q4 Count	Q4 Percent
1 Army		1486901	20.51	1494798	20.61	1503987	20.71	1557560	21.27
2 Air Force		1229295	16.96	1211914	16.71	1146027	15.78	1130032	15.43
3 Navy		1154254	15.92	1136377	15.67	1171835	16.13	1125826	15.37
4 Other		3378319	46.61	3410220	47.02	3441278	47.38	3509215	47.92

XTNEXREG - TRICARE next generation of contracts region grouping									
Unweighted									
Value	Formatted Value	Q1 Count	Q1 Percent	Q2 Count	Q2 Percent	Q3 Count	Q3 Percent	Q4 Count	Q4 Percent
. Missing data		183	1.37	138	1.04	179	1.44	167	1.43
1 North		3553	26.58	3505	26.52	3294	26.50	3116	26.70
2 South		3773	28.22	3815	28.87	3508	28.22	3294	28.23
3 West		4383	32.78	4263	32.26	4019	32.33	3759	32.21
4 Overseas		1477	11.05	1493	11.30	1432	11.52	1333	11.42
Weighted									
Value	Formatted Value	Q1 Count	Q1 Percent	Q2 Count	Q2 Percent	Q3 Count	Q3 Percent	Q4 Count	Q4 Percent
. Missing data		65703	0.91	61017	0.84	76093	1.05	89826	1.23
1 North		2339248	32.27	2355177	32.47	2368349	32.61	2373378	32.41
2 South		2333436	32.19	2323775	32.04	2314685	31.87	2334159	31.88
3 West		2178144	30.05	2181777	30.08	2180095	30.02	2206893	30.14
4 Overseas		332239	4.58	331563	4.57	323905	4.46	318377	4.35

XBMI - Body mass index									
Unweighted									
Value	Formatted Value	Q1 Count	Q1 Percent	Q2 Count	Q2 Percent	Q3 Count	Q3 Percent	Q4 Count	Q4 Percent
.	Missing	628	4.70	519	3.93	564	4.54	408	3.50
6.500 -- 21.800	Minimum to 10th Percentile	1666	12.46	1583	11.98	1488	11.97	1503	12.88
21.900 -- 23.400	>10th to 25th Percentile	1323	9.90	1317	9.97	1212	9.75	1222	10.47
23.500 -- 27.000	>25th to 50th Percentile	4201	31.42	4104	31.06	3836	30.86	3521	30.17
27.100 -- 29.400	>50th to 75th Percentile	2375	17.76	2390	18.09	2254	18.13	2156	18.48
29.500 -- 33.700	>75th to 90th Percentile	2142	16.02	2198	16.63	2028	16.31	1842	15.79
33.800 -- 89.500	>90th to 100th Percentile	1034	7.73	1103	8.35	1050	8.45	1017	8.72
Weighted									
Value	Formatted Value	Q1 Count	Q1 Percent	Q2 Count	Q2 Percent	Q3 Count	Q3 Percent	Q4 Count	Q4 Percent
.	Missing	385467	5.32	366381	5.05	380672	5.24	314002	4.29
6.500 -- 21.800	Minimum to 10th Percentile	903847	12.47	930364	12.83	934139	12.86	924936	12.63
21.900 -- 23.400	>10th to 25th Percentile	730440	10.08	717950	9.90	688989	9.49	760789	10.39
23.500 -- 27.000	>25th to 50th Percentile	2134534	29.45	2040234	28.13	2117866	29.16	2072931	28.31
27.100 -- 29.400	>50th to 75th Percentile	1180438	16.28	1263953	17.43	1251218	17.23	1331250	18.18
29.500 -- 33.700	>75th to 90th Percentile	1209053	16.68	1221009	16.83	1171244	16.13	1178247	16.09
33.800 -- 89.500	>90th to 100th Percentile	704990	9.73	713419	9.84	719000	9.90	740476	10.11

XBMICAT - Body mass index category									
Unweighted									
Value	Formatted Value	Q1 Count	Q1 Percent	Q2 Count	Q2 Percent	Q3 Count	Q3 Percent	Q4 Count	Q4 Percent
.	Missing data	628	4.70	519	3.93	564	4.54	408	3.50
1	Underweight	197	1.47	169	1.28	161	1.30	167	1.43
2	Normal Weight	4324	32.34	4258	32.22	3967	31.91	3930	33.68
3	Overweight	5389	40.31	5312	40.20	4953	39.84	4592	39.35
4	Obese	2579	19.29	2694	20.39	2539	20.42	2315	19.84
5	Morbidly Obese	252	1.88	262	1.98	248	1.99	257	2.20
Weighted									
Value	Formatted Value	Q1 Count	Q1 Percent	Q2 Count	Q2 Percent	Q3 Count	Q3 Percent	Q4 Count	Q4 Percent
.	Missing data	385467	5.32	366381	5.05	380672	5.24	314002	4.29
1	Underweight	118890	1.64	117943	1.63	112992	1.56	119266	1.63
2	Normal Weight	2313159	31.91	2320672	31.99	2316956	31.90	2370531	32.37
3	Overweight	2675349	36.91	2683488	37.00	2729756	37.58	2765765	37.77
4	Obese	1579678	21.79	1582097	21.81	1550317	21.35	1541998	21.06
5	Morbidly Obese	176226	2.43	182729	2.52	172434	2.37	211070	2.88

XENRLMT - Enrollment in TRICARE prime									
Unweighted									
Value	Formatted Value	Q1 Count	Percent	Q2 Count	Percent	Q3 Count	Percent	Q4 Count	Percent
.	Missing/Unknown	51	0.38	57	0.43	55	0.44	40	0.34
1	Active Duty - under 65	5644	42.22	5560	42.08	4986	40.11	4486	38.44
2	Enrolled - under 65	4331	32.40	4341	32.85	4086	32.87	4027	34.51
3	Not enrolled - under 65	2484	18.58	2411	18.25	2453	19.73	2318	19.86
4	Not enrolled - 65 or over	765	5.72	762	5.77	774	6.23	728	6.24
5	Enrolled - 65 or over	94	0.70	83	0.63	78	0.63	70	0.60
Weighted									
Value	Formatted Value	Q1 Count	Percent	Q2 Count	Percent	Q3 Count	Percent	Q4 Count	Percent
.	Missing/Unknown	32889	0.45	44945	0.62	39391	0.54	27859	0.38
1	Active Duty - under 65	1746621	24.10	1723343	23.76	1735570	23.90	1704062	23.27
2	Enrolled - under 65	2011196	27.75	2038888	28.11	2067444	28.46	2142637	29.26
3	Not enrolled - under 65	1613860	22.26	1588394	21.90	1577576	21.72	1593127	21.76
4	Not enrolled - 65 or over	1647328	22.73	1678248	23.14	1676460	23.08	1695887	23.16
5	Enrolled - 65 or over	196875	2.72	179491	2.47	166686	2.29	159060	2.17

XENR_PCM - Enrollment by PCM type									
Unweighted									
Value	Formatted Value	Q1 Count	Percent	Q2 Count	Percent	Q3 Count	Percent	Q4 Count	Percent
.	Missing/Unknown	51	0.38	57	0.43	55	0.44	40	0.34
1	Active Duty - under 65	5644	42.22	5560	42.08	4986	40.11	4486	38.44
2	Enrolled - under 65, Mil PCM	3221	24.09	3276	24.79	2885	23.21	2894	24.80
3	Enrolled - under 65, Civ PCM	1110	8.30	1065	8.06	1201	9.66	1133	9.71
4	Not enrolled - under 65	2484	18.58	2411	18.25	2453	19.73	2318	19.86
5	Not enrolled - 65 or over	765	5.72	762	5.77	774	6.23	728	6.24
6	Enrolled - 65 or over, Mil PCM	75	0.56	63	0.48	63	0.51	53	0.45
7	Enrolled - 65 or over, Civ PCM	19	0.14	20	0.15	15	0.12	17	0.15
Weighted									
Value	Formatted Value	Q1 Count	Percent	Q2 Count	Percent	Q3 Count	Percent	Q4 Count	Percent
.	Missing/Unknown	32889	0.45	44945	0.62	39391	0.54	27859	0.38
1	Active Duty - under 65	1746621	24.10	1723343	23.76	1735570	23.90	1704062	23.27
2	Enrolled - under 65, Mil PCM	1164281	16.06	1177502	16.23	1182147	16.28	1238727	16.92
3	Enrolled - under 65, Civ PCM	846915	11.68	861386	11.88	885296	12.19	903910	12.34
4	Not enrolled - under 65	1613860	22.26	1588394	21.90	1577576	21.72	1593127	21.76
5	Not enrolled - 65 or over	1647328	22.73	1678248	23.14	1676460	23.08	1695887	23.16
6	Enrolled - 65 or over, Mil PCM	158238	2.18	137499	1.90	135136	1.86	120201	1.64
7	Enrolled - 65 or over, Civ PCM	38638	0.53	41992	0.58	31549	0.43	38860	0.53

**XINS_COV -
Insurance coverage**

		Unweighted							
Value	Formatted Value	Q1		Q2		Q3		Q4	
		Count	Percent	Count	Percent	Count	Percent	Count	Percent
.	Missing/Unknown	400	2.99	352	2.66	374	3.01	336	2.88
1	Prime-under 65 Active Duty	5644	42.22	5560	42.08	4986	40.11	4486	38.44
2	Prime-under 65 Non-active Duty	3976	29.74	4002	30.29	3723	29.95	3684	31.57
3	Standard/Extra	801	5.99	837	6.33	862	6.93	847	7.26
4	Medicare	882	6.60	859	6.50	819	6.59	781	6.69
5	Other Insurance	1252	9.36	1210	9.16	1255	10.09	1151	9.86
6	Prime,65 or over	7	0.05	9	0.07	11	0.09	14	0.12
7	TRICARE Plus	45	0.34	54	0.41	63	0.51	51	0.44
8	Veterans Administration (VA)	266	1.99	235	1.78	257	2.07	236	2.02
9	TRICARE Reserve Select	96	0.72	96	0.73	82	0.66	83	0.71
		Weighted							
Value	Formatted Value	Q1		Q2		Q3		Q4	
		Count	Percent	Count	Percent	Count	Percent	Count	Percent
.	Missing/Unknown	249986	3.45	217082	2.99	215781	2.97	210246	2.87
1	Prime-under 65 Active Duty	1746621	24.10	1723343	23.76	1735570	23.90	1704062	23.27
2	Prime-under 65 Non-active Duty	1834339	25.31	1862649	25.68	1862071	25.64	1949018	26.62
3	Standard/Extra	506225	6.98	540003	7.44	573907	7.90	581654	7.94
4	Medicare	1645118	22.70	1623249	22.38	1562833	21.52	1594479	21.77
5	Other Insurance	920221	12.69	968064	13.35	978177	13.47	930140	12.70
6	Prime,65 or over	14333	0.20	20871	0.29	22843	0.31	32032	0.44
7	TRICARE Plus	29782	0.41	38025	0.52	41573	0.57	46988	0.64
8	Veterans Administration (VA)	250106	3.45	211334	2.91	216033	2.97	213172	2.91
9	TRICARE Reserve Select	52038	0.72	48691	0.67	54338	0.75	60842	0.83

**XBENCAT -
Beneficiary category**

		Unweighted							
Value	Formatted Value	Q1		Q2		Q3		Q4	
		Count	Percent	Count	Percent	Count	Percent	Count	Percent
.	Missing/Other	10	0.07	7	0.05	8	0.06	5	0.04
1	Active Duty	4573	34.21	4627	35.02	4074	32.77	3649	31.27
2	Dependent of Active Duty	2104	15.74	2009	15.20	2012	16.18	1856	15.91
3	Active Reservist	954	7.14	818	6.19	798	6.42	740	6.34
4	Dependent of Active Reservist	517	3.87	452	3.42	532	4.28	501	4.29
5	Inactive Reservist	169	1.26	179	1.35	155	1.25	149	1.28
6	Dependent of Inactive Reservist	148	1.11	160	1.21	149	1.20	150	1.29
7	Retired or dependent<65	3991	29.85	4064	30.76	3799	30.56	3783	32.42
8	Retired or dependent>65	903	6.75	898	6.80	905	7.28	836	7.16

		Weighted							
Value	Formatted Value	Q1		Q2		Q3		Q4	
		Count	Percent	Count	Percent	Count	Percent	Count	Percent
.	Missing/Other	13759	0.19	13272	0.18	23393	0.32	12316	0.17
1	Active Duty	1440457	19.87	1430960	19.73	1450812	19.98	1421467	19.41
2	Dependent of Active Duty	823518	11.36	824872	11.37	813778	11.20	878436	12.00
3	Active Reservist	259006	3.57	247435	3.41	238331	3.28	236000	3.22
4	Dependent of Active Reservist	173362	2.39	161894	2.23	186567	2.57	172909	2.36
5	Inactive Reservist	76981	1.06	79443	1.10	79673	1.10	91203	1.25
6	Dependent of Inactive Reservist	47237	0.65	44212	0.61	54322	0.75	62977	0.86
7	Retired or dependent<65	2546439	35.13	2555462	35.23	2537004	34.93	2567207	35.06
8	Retired or dependent>65	1868010	25.77	1895759	26.14	1879247	25.87	1880118	25.68

XENR_RSV -

Enrollment by PCM type - reservist

		Unweighted							
Value	Formatted Value	Q1		Q2		Q3		Q4	
		Count	Percent	Count	Percent	Count	Percent	Count	Percent
.	Missing/Unknown	51	0.38	57	0.43	55	0.44	40	0.34
1	Active Duty - under 65	4571	34.19	4627	35.02	4074	32.77	3648	31.26
2	Enrolled - under 65, Mil PCM	3221	24.09	3276	24.79	2885	23.21	2894	24.80
3	Enrolled - under 65, Civ PCM	1110	8.30	1065	8.06	1201	9.66	1133	9.71
4	Not enrolled - under 65	2484	18.58	2411	18.25	2453	19.73	2318	19.86
5	Not enrolled - 65 or over	765	5.72	762	5.77	774	6.23	728	6.24
6	Enrolled - 65 or over, Mil PCM	75	0.56	63	0.48	63	0.51	53	0.45
7	Enrolled - 65 or over, Civ PCM	19	0.14	20	0.15	15	0.12	17	0.15
8	Reservists - under 65	1073	8.03	933	7.06	912	7.34	838	7.18

		Weighted							
Value	Formatted Value	Q1		Q2		Q3		Q4	
		Count	Percent	Count	Percent	Count	Percent	Count	Percent
.	Missing/Unknown	32889	0.45	44945	0.62	39391	0.54	27859	0.38
1	Active Duty - under 65	1440274	19.87	1430960	19.73	1450812	19.98	1421366	19.41
2	Enrolled - under 65, Mil PCM	1164281	16.06	1177502	16.23	1182147	16.28	1238727	16.92
3	Enrolled - under 65, Civ PCM	846915	11.68	861386	11.88	885296	12.19	903910	12.34
4	Not enrolled - under 65	1613860	22.26	1588394	21.90	1577576	21.72	1593127	21.76
5	Not enrolled - 65 or over	1647328	22.73	1678248	23.14	1676460	23.08	1695887	23.16
6	Enrolled - 65 or over, Mil PCM	158238	2.18	137499	1.90	135136	1.86	120201	1.64
7	Enrolled - 65 or over, Civ PCM	38638	0.53	41992	0.58	31549	0.43	38860	0.53
8	Reservists - under 65	306347	4.23	292382	4.03	284758	3.92	282696	3.86

XINS_RSV -

Insurance coverage - reservist

		Unweighted							
Value	Formatted Value	Q1		Q2		Q3		Q4	
		Count	Percent	Count	Percent	Count	Percent	Count	Percent
.	Missing/Unknown	400	2.99	352	2.66	374	3.01	336	2.88
1	Prime-under 65 Active Duty	4571	34.19	4627	35.02	4074	32.77	3648	31.26
2	Prime-under 65 Non-active Duty	3976	29.74	4002	30.29	3723	29.95	3684	31.57
3	Standard/Extra	801	5.99	837	6.33	862	6.93	847	7.26
4	Medicare	882	6.60	859	6.50	819	6.59	781	6.69
5	Other Insurance	1252	9.36	1210	9.16	1255	10.09	1151	9.86
6	Prime,65 or over	7	0.05	9	0.07	11	0.09	14	0.12
7	TRICARE Plus	45	0.34	54	0.41	63	0.51	51	0.44
8	Veterans Administration (VA)	266	1.99	235	1.78	257	2.07	236	2.02
9	TRICARE Reserve Select	96	0.72	96	0.73	82	0.66	83	0.71
10	Prime-under 65 Reservists	1073	8.03	933	7.06	912	7.34	838	7.18

		Weighted							
Value	Formatted Value	Q1		Q2		Q3		Q4	
		Count	Percent	Count	Percent	Count	Percent	Count	Percent
.	Missing/Unknown	249986	3.45	217082	2.99	215781	2.97	210246	2.87
1	Prime-under 65 Active Duty	1440274	19.87	1430960	19.73	1450812	19.98	1421366	19.41
2	Prime-under 65 Non-active Duty	1834339	25.31	1862649	25.68	1862071	25.64	1949018	26.62
3	Standard/Extra	506225	6.98	540003	7.44	573907	7.90	581654	7.94
4	Medicare	1645118	22.70	1623249	22.38	1562833	21.52	1594479	21.77
5	Other Insurance	920221	12.69	968064	13.35	978177	13.47	930140	12.70
6	Prime,65 or over	14333	0.20	20871	0.29	22843	0.31	32032	0.44
7	TRICARE Plus	29782	0.41	38025	0.52	41573	0.57	46988	0.64
8	Veterans Administration (VA)	250106	3.45	211334	2.91	216033	2.97	213172	2.91
9	TRICARE Reserve Select	52038	0.72	48691	0.67	54338	0.75	60842	0.83
10	Prime-under 65 Reservists	306347	4.23	292382	4.03	284758	3.92	282696	3.86

XREGION -
Region

		Unweighted							
Value	Formatted Value	Q1		Q2		Q3		Q4	
		Count	Percent	Count	Percent	Count	Percent	Count	Percent
.	Missing data	183	1.37	138	1.04	179	1.44	167	1.43
1	Northeast	1628	12.18	1612	12.20	1493	12.01	1421	12.18
2	Mid-Atlantic	1104	8.26	1070	8.10	955	7.68	923	7.91
3	Southeast	1294	9.68	1297	9.82	1242	9.99	1210	10.37
4	Gulfsouth	1092	8.17	1081	8.18	953	7.67	868	7.44
5	Heartland	821	6.14	823	6.23	846	6.81	772	6.62
6	Southwest	1387	10.37	1437	10.87	1313	10.56	1216	10.42
7	Central 7	626	4.68	611	4.62	553	4.45	559	4.79
8	Central 8	1512	11.31	1521	11.51	1434	11.53	1300	11.14
9	Southern California	992	7.42	940	7.11	918	7.38	869	7.45
10	Golden Gate	367	2.75	387	2.93	336	2.70	342	2.93
11	Northwest	544	4.07	500	3.78	480	3.86	417	3.57
12	Hawaii	189	1.41	170	1.29	155	1.25	152	1.30
13	Europe	643	4.81	674	5.10	633	5.09	579	4.96
14	Western Pacific Command	634	4.74	628	4.75	575	4.63	553	4.74
15	TRICARE Latin America	200	1.50	191	1.45	224	1.80	201	1.72
16	Alaska	153	1.14	134	1.01	143	1.15	120	1.03

2009 HEALTH CARE SURVEY OF DOD BENEFICIARIES – FINAL

		Weighted							
Value	Formatted Value	Q1		Q2		Q3		Q4	
		Count	Percent	Count	Percent	Count	Percent	Count	Percent
.	Missing data	65703	0.91	61017	0.84	76093	1.05	89826	1.23
1	Northeast	991207	13.67	955738	13.18	975226	13.43	958003	13.08
2	Mid-Atlantic	763333	10.53	780150	10.76	773624	10.65	768574	10.50
3	Southeast	918805	12.68	898128	12.38	906968	12.49	925765	12.64
4	Gulfsouth	566759	7.82	574028	7.91	522113	7.19	533727	7.29
5	Heartland	584708	8.07	619289	8.54	619499	8.53	646801	8.83
6	Southwest	847873	11.70	851619	11.74	885604	12.19	874667	11.94
7	Central 7	318107	4.39	335215	4.62	337930	4.65	361564	4.94
8	Central 8	696488	9.61	680563	9.38	675386	9.30	660651	9.02
9	Southern California	433327	5.98	430024	5.93	448461	6.17	452560	6.18
10	Golden Gate	201199	2.78	216548	2.99	201459	2.77	226132	3.09
11	Northwest	357727	4.94	342796	4.73	340881	4.69	322713	4.41
12	Hawaii	103025	1.42	110992	1.53	104685	1.44	118261	1.62
13	Europe	154100	2.13	154137	2.13	148458	2.04	153126	2.09
14	Western Pacific Command	131972	1.82	131188	1.81	125058	1.72	129844	1.77
15	TRICARE Latin America	46167	0.64	46239	0.64	50389	0.69	35406	0.48
16	Alaska	68270	0.94	65639	0.90	71293	0.98	65011	0.89

XCATCH -
XCATCH - Catchment area (reporting)

		Unweighted							
Value	Formatted Value	Q1		Q2		Q3		Q4	
		Count	Percent	Count	Percent	Count	Percent	Count	Percent
1	Fox AHC	91	0.68	64	0.48	50	0.40	.	.
3	Lyster ACH	63	0.47	70	0.53	38	0.31	.	.
4	42nd Med Grp-Maxwell	60	0.45	77	0.58	77	0.62	.	.
5	Bassett ACH	41	0.31	30	0.23	42	0.34	31	0.27
6	3rd Med Grp-Elmendorf	82	0.61	71	0.54	62	0.50	72	0.62
8	R W Bliss AHC	57	0.43	57	0.43	51	0.41	.	.
9	56th Med Grp-Luke	71	0.53	60	0.45	49	0.39	.	.
10	355th Med Grp-Davis Monthan	69	0.52	72	0.54	61	0.49	.	.
13	314th Med Grp-Little Rock	69	0.52	71	0.54	60	0.48	.	.
14	60th Med Grp-Travis	140	1.05	127	0.96	99	0.80	94	0.81
18	30th Med Grp-Vandenberg	77	0.58	55	0.42	61	0.49	.	.
19	95th Med Grp-Edwards	64	0.48	66	0.50	59	0.47	.	.
24	NH Camp Pendleton	113	0.85	99	0.75	95	0.76	103	0.88
26	NACC Port Hueneme	82	0.61	69	0.52	67	0.54	.	.
28	NH LeMoore	87	0.65	82	0.62	77	0.62	66	0.57
29	NMC San Diego	136	1.02	142	1.07	150	1.21	354	3.03
30	NH Twentynine Palms	46	0.34	48	0.36	45	0.36	39	0.33
32	Evans ACH	47	0.35	81	0.61	67	0.54	172	1.47
33	10th Med Grp-USAF Academy	89	0.67	81	0.61	72	0.58	.	.
37	Walter Reed AMC	115	0.86	126	0.95	108	0.87	105	0.90
38	NH Pensacola	105	0.79	93	0.70	89	0.72	58	0.50
39	NH Jacksonville	104	0.78	119	0.90	113	0.91	167	1.43
42	96th Med Grp-Eglin	107	0.80	107	0.81	73	0.59	118	1.01
43	325th Med Grp-Tyndall	71	0.53	70	0.53	57	0.46	.	.
45	6th Med Grp-MacDill	82	0.61	72	0.54	73	0.59	.	.
46	45th Med Grp-Patrick	66	0.49	71	0.54	49	0.39	.	.
47	Eisenhower AMC	80	0.60	66	0.50	69	0.56	40	0.34
48	Martin ACH	50	0.37	45	0.34	49	0.39	40	0.34
49	Winn ACH	60	0.45	51	0.39	67	0.54	51	0.44
50	347th Med Grp-Moody	23	0.17	28	0.21	38	0.31	.	.
51	78th Med Grp-Robins	63	0.47	69	0.52	51	0.41	.	.
52	Tripler AMC	86	0.64	81	0.61	72	0.58	165	1.41
53	366th Med Grp-Mountain Home	78	0.58	58	0.44	61	0.49	53	0.45
55	375th Med Grp-Scott	86	0.64	90	0.68	62	0.50	.	.
56	NH Great Lakes	69	0.52	77	0.58	60	0.48	.	.
57	Irwin ACH	59	0.44	63	0.48	59	0.47	53	0.45

2009 HEALTH CARE SURVEY OF DOD BENEFICIARIES – FINAL

58	Munson AHC	74	0.55	78	0.59	64	0.51	.	.
60	Blanchfield ACH	57	0.43	63	0.48	63	0.51	43	0.37
61	Ireland ACH	71	0.53	67	0.51	87	0.70	49	0.42
62	2nd Med Grp-Barksdale	68	0.51	74	0.56	69	0.56	.	.
64	Bayne-Jones ACH	38	0.28	48	0.36	46	0.37	34	0.29
66	89th Med Grp-Andrews	94	0.70	94	0.71	99	0.80	118	1.01
67	NNMC Bethesda	128	0.96	102	0.77	120	0.97	144	1.23
68	NMCL Patuxent River	72	0.54	92	0.70	73	0.59	.	.
69	Kimbrough Amb Car Cen-Ft Meade	70	0.52	79	0.60	49	0.39	.	.
73	81st Med Grp-Keesler	83	0.62	75	0.57	57	0.46	64	0.55
74	14th Med Grp-Columbus	92	0.69	103	0.78	96	0.77	.	.
75	L. Wood ACH	50	0.37	51	0.39	52	0.42	34	0.29
76	509th Med Grp-Whiteman	74	0.55	73	0.55	64	0.51	.	.
77	341st Med Grp-Malmstrom	72	0.54	71	0.54	62	0.50	.	.
78	55th Med Grp-Offutt	63	0.47	86	0.65	68	0.55	.	.
79	99th Med Grp-O'Callaghan Hosp	89	0.67	86	0.65	76	0.61	76	0.65
83	377th Med Grp-Kirtland	76	0.57	84	0.64	58	0.47	.	.
86	Keller ACH	81	0.61	85	0.64	52	0.42	39	0.33
89	Womack AMC	98	0.73	93	0.70	89	0.72	110	0.94
91	NH Camp Lejeune	69	0.52	99	0.75	72	0.58	113	0.97
92	NH Cherry Point	47	0.35	49	0.37	48	0.39	.	.
94	5th Med Grp-Minot	66	0.49	54	0.41	57	0.46	.	.
95	74th Med Grp-Wright-Patterson	91	0.68	92	0.70	87	0.70	89	0.76
96	72nd Med Grp-Tinker	70	0.52	70	0.53	62	0.50	.	.
98	Reynolds ACH	54	0.40	49	0.37	48	0.39	45	0.39
100	NACC Newport	65	0.49	81	0.61	78	0.63	.	.
101	20th Med Grp-Shaw	67	0.50	76	0.58	64	0.51	.	.
103	NH Charleston	64	0.48	60	0.45	50	0.40	.	.
104	NH Beaufort	52	0.39	38	0.29	51	0.41	49	0.42
105	Moncrief ACH	73	0.55	76	0.58	62	0.50	130	1.11
108	William Beaumont AMC	50	0.37	60	0.45	59	0.47	48	0.41
109	Brooke AMC	90	0.67	101	0.76	84	0.68	143	1.23
110	Darnall ACH	83	0.62	75	0.57	75	0.60	78	0.67
112	7th Med Grp-Dyess	73	0.55	71	0.54	70	0.56	.	.
113	82nd Med Grp-Sheppard	66	0.49	81	0.61	61	0.49	.	.
117	59th Med Wing-Lackland	180	1.35	173	1.31	69	0.56	76	0.65
118	NH Corpus Christi	73	0.55	72	0.54	64	0.51	.	.
119	75th Med Grp-Hill	63	0.47	68	0.51	64	0.51	.	.
120	1st Med Grp-Langley	107	0.80	92	0.70	84	0.68	139	1.19
121	McDonald ACH	62	0.46	59	0.45	45	0.36	.	.
122	Kenner AHC	47	0.35	51	0.39	58	0.47	.	.
123	Dewitt ACH	133	0.99	116	0.88	90	0.72	166	1.42
124	NMC Portsmouth	189	1.41	161	1.22	136	1.09	340	2.91
125	Madigan AMC	102	0.76	109	0.82	94	0.76	106	0.91
126	NH Bremerton	73	0.55	69	0.52	60	0.48	62	0.53
127	NH Oak Harbor	76	0.57	81	0.61	58	0.47	52	0.45
128	92nd Med Grp-Fairchild	62	0.46	70	0.53	65	0.52	.	.
129	90th Med Grp-F.E. Warren	65	0.49	68	0.51	73	0.59	.	.
131	Weed ACH	51	0.38	46	0.35	43	0.35	32	0.27
231	NBHC NAS North Island	92	0.69	82	0.62	73	0.59	.	.
248	61st Med Squad-Los Angeles	80	0.60	78	0.59	80	0.64	.	.
252	21st Med Grp-Peterson	79	0.59	64	0.48	72	0.58	.	.
280	NMCL Pearl Harbor	91	0.68	81	0.61	64	0.51	.	.
287	15th Med Grp-Hickam	36	0.27	41	0.31	25	0.20	.	.
306	NMCL Annapolis	73	0.55	70	0.53	67	0.54	.	.
310	66th Med Grp-Hanscom	75	0.56	93	0.70	68	0.55	.	.
326	305th Med Grp-McGuire	33	0.25	30	0.23	29	0.23	.	.
330	Guthrie AHC	48	0.36	50	0.38	30	0.24	.	.
356	437th Med Grp-Charleston	27	0.20	27	0.20	35	0.28	.	.
364	17th Med Grp-Goodfellow	50	0.37	59	0.45	55	0.44	.	.
366	12th Med Grp-Randolph	53	0.40	69	0.52	50	0.40	.	.
378	NBHC Little Creek	65	0.49	64	0.48	59	0.47	.	.
385	NMCL Quantico	67	0.50	59	0.45	61	0.49	.	.
387	NBHC Oceana	69	0.52	68	0.51	56	0.45	.	.
405	NBHC Mayport	63	0.47	72	0.54	50	0.40	.	.
407	NBHC NTC San Diego	67	0.50	67	0.51	62	0.50	.	.
508	NBHC Navsta Sewells	110	0.82	122	0.92	84	0.68	.	.
606	Heidelberg Meddac	71	0.53	59	0.45	52	0.42	.	.
607	Landstuhl Regional Medcen	62	0.46	81	0.61	54	0.43	98	0.84
609	Wuerzburg Meddac	53	0.40	48	0.36	47	0.38	.	.
612	121st Gen Hosp-Seoul	83	0.62	68	0.51	63	0.51	47	0.40
617	NH Naples	23	0.17	19	0.14	29	0.23	37	0.32

2009 HEALTH CARE SURVEY OF DOD BENEFICIARIES – FINAL

620	NH Guam-Agana	71	0.53	73	0.55	75	0.60	88	0.75
621	NH Okinawa	61	0.46	62	0.47	50	0.40	113	0.97
622	NH Yokosuka	83	0.62	100	0.76	86	0.69	72	0.62
624	NH Sigonella	35	0.26	37	0.28	27	0.22	15	0.13
633	48th Med Grp-Lakenheath	77	0.58	102	0.77	73	0.59	53	0.45
638	51st Med Grp-Osan AB	56	0.42	65	0.49	53	0.43	53	0.45
639	35th Med Grp-Misawa	51	0.38	38	0.29	34	0.27	42	0.36
640	374th Med Grp-Yokota AB	40	0.30	32	0.24	34	0.27	37	0.32
802	36th Med Grp-Andersen	39	0.29	34	0.26	38	0.31	.	.
804	18th Med Grp-Kadena AB	66	0.49	77	0.58	52	0.42	.	.
805	52nd Med Grp-Spangdahlem	78	0.58	81	0.61	72	0.58	.	.
806	86th Med Grp-Ramstein	74	0.55	76	0.58	64	0.51	.	.
808	31st Med Grp-Aviano	39	0.29	32	0.24	49	0.39	30	0.26
6215	TRICARE Outpatient-Chula Vista	62	0.46	53	0.40	45	0.36	.	.
7139	16th Med Grp-Hurlburt Field	85	0.64	77	0.58	86	0.69	.	.
9102	North Region-Air force	85	0.64	72	0.54	83	0.67	.	.
9104	North Region-Other	58	0.43	47	0.36	47	0.38	.	.
9202	South Region-Air force	28	0.21	27	0.20	29	0.23	.	.
9204	South Region-Other	21	0.16	32	0.24	30	0.24	.	.
9302	West Region-Air force	141	1.05	155	1.17	160	1.29	.	.
9304	West Region-Other	42	0.31	50	0.38	44	0.35	.	.
9402	Europe-Air force	15	0.11	21	0.16	18	0.14	.	.
9403	Europe-Navy	14	0.10	17	0.13	9	0.07	9	0.08
9404	Europe-Other	1	0.01	1	0.01
9501	Pacific-Army	7	0.05	5	0.04	7	0.06	.	.
9502	Pacific-Air force	26	0.19	19	0.14	13	0.10	.	.
9603	Latin America-Navy	10	0.07	12	0.09	13	0.10	5	0.04
9604	Latin America-Other	8	0.06	3	0.02	9	0.07	2	0.02
9901	Out of Catchment North Region	1119	8.37	1062	8.04	1150	9.25	1632	13.99
9902	Out of Catchment South Region	1126	8.42	1138	8.61	1192	9.59	2192	18.78
9903	Out of Catchment West Region	1165	8.71	1096	8.29	1128	9.07	2156	18.48
9904	Out of Catchment OCONUS Region	516	3.86	469	3.55	589	4.74	827	7.09

Weighted

Value	Formatted Value	Q1		Q2		Q3		Q4	
		Count	Percent	Count	Percent	Count	Percent	Count	Percent
1	Fox AHC	7472	0.10	7449	0.10	7590	0.10	.	.
3	Lyster ACH	12444	0.17	12386	0.17	12715	0.18	.	.
4	42nd Med Grp-Maxwell	11837	0.16	11771	0.16	11957	0.16	.	.
5	Bassett ACH	25338	0.35	18108	0.25	24078	0.33	16601	0.23
6	3rd Med Grp-Elmendorf	30302	0.42	34921	0.48	33144	0.46	39759	0.54
8	R W Bliss AHC	10530	0.15	10598	0.15	10153	0.14	.	.
9	56th Med Grp-Luke	20018	0.28	23941	0.33	22251	0.31	.	.
10	355th Med Grp-Davis Monthan	17232	0.24	17041	0.23	16775	0.23	.	.
13	314th Med Grp-Little Rock	12563	0.17	12359	0.17	12290	0.17	.	.
14	60th Med Grp-Travis	74171	1.02	76518	1.05	67635	0.93	68407	0.93
18	30th Med Grp-Vandenberg	5857	0.08	5775	0.08	5861	0.08	.	.
19	95th Med Grp-Edwards	5611	0.08	5495	0.08	5526	0.08	.	.
24	NH Camp Pendleton	132883	1.83	108053	1.49	112928	1.55	114150	1.56
26	NACC Port Hueneme	6489	0.09	6367	0.09	6338	0.09	.	.
28	NH LeMoore	30699	0.42	24665	0.34	19231	0.26	33680	0.46
29	NMC San Diego	132413	1.83	131516	1.81	143871	1.98	179879	2.46
30	NH Twentynine Palms	20967	0.29	24750	0.34	25256	0.35	29063	0.40
32	Evans ACH	51068	0.70	72918	1.01	81455	1.12	92180	1.26
33	10th Med Grp-USAF Academy	45561	0.63	21483	0.30	23435	0.32	.	.
37	Walter Reed AMC	62928	0.87	60610	0.84	59821	0.82	72811	0.99
38	NH Pensacola	83151	1.15	68856	0.95	76372	1.05	60983	0.83
39	NH Jacksonville	91385	1.26	112199	1.55	114459	1.58	97733	1.33
42	96th Med Grp-Eglin	68704	0.95	55979	0.77	50700	0.70	58825	0.80
43	325th Med Grp-Tyndall	10423	0.14	11005	0.15	11167	0.15	.	.
45	6th Med Grp-MacDill	23606	0.33	20456	0.28	23598	0.32	.	.
46	45th Med Grp-Patrick	10895	0.15	10925	0.15	10946	0.15	.	.
47	Eisenhower AMC	60227	0.83	60356	0.83	56086	0.77	41658	0.57
48	Martin ACH	53133	0.73	46127	0.64	60998	0.84	52102	0.71
49	Winn ACH	63609	0.88	60481	0.83	62432	0.86	68808	0.94
50	347th Med Grp-Moody	8749	0.12	8537	0.12	10908	0.15	.	.
51	78th Med Grp-Robins	13362	0.18	12742	0.18	12981	0.18	.	.
52	Tripler AMC	78116	1.08	90357	1.25	75048	1.03	108182	1.48
53	366th Med Grp-Mountain Home	10482	0.14	12280	0.17	8436	0.12	10966	0.15

2009 HEALTH CARE SURVEY OF DOD BENEFICIARIES – FINAL

55	375th Med Grp-Scott	18805	0.26	20746	0.29	16673	0.23	.	.
56	NH Great Lakes	12289	0.17	11298	0.16	11676	0.16	.	.
57	Irwin ACH	32356	0.45	36034	0.50	30856	0.42	38091	0.52
58	Munson AHC	12473	0.17	12526	0.17	12467	0.17	.	.
60	Blanchfield ACH	73185	1.01	77522	1.07	67376	0.93	75550	1.03
61	Ireland ACH	52186	0.72	51466	0.71	59973	0.83	34868	0.48
62	2nd Med Grp-Barksdale	15023	0.21	12559	0.17	12569	0.17	.	.
64	Bayne-Jones ACH	17874	0.25	25151	0.35	17353	0.24	19535	0.27
66	89th Med Grp-Andrews	53023	0.73	45571	0.63	52739	0.73	61927	0.85
67	NNMC Bethesda	89413	1.23	80991	1.12	86493	1.19	83246	1.14
68	NMCL Patuxent River	6916	0.10	6490	0.09	6259	0.09	.	.
69	Kimbrough Amb Car Cen-Ft Meade	34403	0.47	34939	0.48	32897	0.45	.	.
73	81st Med Grp-Keesler	33190	0.46	36013	0.50	34770	0.48	37836	0.52
74	14th Med Grp-Columbus	5909	0.08	3656	0.05	3743	0.05	.	.
75	L. Wood ACH	27666	0.38	30262	0.42	32568	0.45	30974	0.42
76	509th Med Grp-Whiteman	7773	0.11	7709	0.11	7673	0.11	.	.
77	341st Med Grp-Malmstrom	7214	0.10	7043	0.10	9098	0.13	.	.
78	55th Med Grp-Offutt	18591	0.26	20548	0.28	20753	0.29	.	.
79	99th Med Grp-O'Callaghan Hosp	62648	0.86	61451	0.85	61034	0.84	62194	0.85
83	377th Med Grp-Kirtland	13247	0.18	13125	0.18	13181	0.18	.	.
86	Keller ACH	33936	0.47	39489	0.54	38084	0.52	21953	0.30
89	Womack AMC	122634	1.69	133668	1.84	136432	1.88	148311	2.03
91	NH Camp Lejeune	92538	1.28	111258	1.53	109162	1.50	114319	1.56
92	NH Cherry Point	10700	0.15	10679	0.15	10621	0.15	.	.
94	5th Med Grp-Minot	8127	0.11	8049	0.11	7981	0.11	.	.
95	74th Med Grp-Wright-Patterson	53241	0.73	51603	0.71	40674	0.56	44176	0.60
96	72nd Med Grp-Tinker	17224	0.24	17080	0.24	16656	0.23	.	.
98	Reynolds ACH	35292	0.49	35328	0.49	44240	0.61	29454	0.40
100	NACC Newport	22551	0.31	21481	0.30	21837	0.30	.	.
101	20th Med Grp-Shaw	12397	0.17	12194	0.17	9731	0.13	.	.
103	NH Charleston	11795	0.16	11087	0.15	11541	0.16	.	.
104	NH Beaufort	27382	0.38	22192	0.31	24801	0.34	24914	0.34
105	Moncrief ACH	50677	0.70	63451	0.87	45586	0.63	65228	0.89
108	William Beaumont AMC	44133	0.61	52318	0.72	54980	0.76	54754	0.75
109	Brooke AMC	73096	1.01	75720	1.04	76183	1.05	107511	1.47
110	Darnall ACH	122747	1.69	120064	1.66	141780	1.95	132137	1.80
112	7th Med Grp-Dyess	11373	0.16	8608	0.12	8340	0.11	.	.
113	82nd Med Grp-Sheppard	9820	0.14	10845	0.15	10619	0.15	.	.
117	59th Med Wing-Lackland	70773	0.98	81960	1.13	64334	0.89	55114	0.75
118	NH Corpus Christi	12784	0.18	12434	0.17	12554	0.17	.	.
119	75th Med Grp-Hill	13236	0.18	13107	0.18	13006	0.18	.	.
120	1st Med Grp-Langley	76068	1.05	46713	0.64	60021	0.83	90306	1.23
121	McDonald ACH	19776	0.27	17158	0.24	19030	0.26	.	.
122	Kenner AHC	15059	0.21	13099	0.18	15431	0.21	.	.
123	Dewitt ACH	121369	1.67	102667	1.42	104249	1.44	109977	1.50
124	NMC Portsmouth	196424	2.71	198828	2.74	175267	2.41	219034	2.99
125	Madigan AMC	124149	1.71	142776	1.97	130881	1.80	127922	1.75
126	NH Bremerton	41501	0.57	40395	0.56	41898	0.58	40373	0.55
127	NH Oak Harbor	20753	0.29	18907	0.26	23583	0.32	20173	0.28
128	92nd Med Grp-Fairchild	8574	0.12	8492	0.12	10584	0.15	.	.
129	90th Med Grp-F.E. Warren	6081	0.08	6019	0.08	6055	0.08	.	.
131	Weed ACH	8800	0.12	9110	0.13	13046	0.18	7874	0.11
231	NBHC NAS North Island	10199	0.14	9817	0.14	9644	0.13	.	.
248	61st Med Squad-Los Angeles	6030	0.08	5523	0.08	5962	0.08	.	.
252	21st Med Grp-Peterson	16463	0.23	16435	0.23	16700	0.23	.	.
280	NMCL Pearl Harbor	18405	0.25	18133	0.25	18321	0.25	.	.
287	15th Med Grp-Hickam	9871	0.14	10158	0.14	6562	0.09	.	.
306	NMCL Annapolis	9033	0.12	9445	0.13	9181	0.13	.	.
310	66th Med Grp-Hanscom	5391	0.07	5284	0.07	5151	0.07	.	.
326	305th Med Grp-McGuire	10539	0.15	10648	0.15	11798	0.16	.	.
330	Guthrie AHC	25595	0.35	25999	0.36	25713	0.35	.	.
356	437th Med Grp-Charleston	9156	0.13	7797	0.11	12253	0.17	.	.
364	17th Med Grp-Goodfellow	5285	0.07	7768	0.11	5165	0.07	.	.
366	12th Med Grp-Randolph	15668	0.22	15432	0.21	15300	0.21	.	.
378	NBHC Little Creek	13259	0.18	13834	0.19	13927	0.19	.	.
385	NMCL Quantico	16030	0.22	15668	0.22	15459	0.21	.	.
387	NBHC Oceana	8947	0.12	9703	0.13	9761	0.13	.	.
405	NBHC Mayport	8529	0.12	8424	0.12	8398	0.12	.	.
407	NBHC NTC San Diego	9292	0.13	12752	0.18	8519	0.12	.	.
508	NBHC Navsta Sewells	15043	0.21	16877	0.23	16011	0.22	.	.
606	Heidelberg Meddacc	21898	0.30	16922	0.23	17501	0.24	.	.
607	Landstuhl Regional Medcen	30417	0.42	30005	0.41	30432	0.42	48485	0.66

2009 HEALTH CARE SURVEY OF DOD BENEFICIARIES – FINAL

609	Wuerzburg Meddacc	29778	0.41	30449	0.42	30350	0.42	.	.
612	121st Gen Hosp-Seoul	24064	0.33	20503	0.28	20623	0.28	17574	0.24
617	NH Naples	4208	0.06	2584	0.04	4334	0.06	5849	0.08
620	NH Guam-Agana	9595	0.13	10532	0.15	9652	0.13	16158	0.22
621	NH Okinawa	20382	0.28	19283	0.27	19866	0.27	36266	0.50
622	NH Yokosuka	27755	0.38	26406	0.36	25686	0.35	18384	0.25
624	NH Sigonella	5697	0.08	6094	0.08	4455	0.06	2139	0.03
633	48th Med Grp-Lakenheath	16912	0.23	16299	0.22	16263	0.22	13458	0.18
638	51st Med Grp-Osan AB	7569	0.10	9273	0.13	7059	0.10	10061	0.14
639	35th Med Grp-Misawa	7907	0.11	6011	0.08	5043	0.07	5936	0.08
640	374th Med Grp-Yokota AB	5352	0.07	4345	0.06	4130	0.06	7422	0.10
802	36th Med Grp-Andersen	6502	0.09	5965	0.08	6358	0.09	.	.
804	18th Med Grp-Kadena AB	12403	0.17	12145	0.17	12261	0.17	.	.
805	52nd Med Grp-Spangdahlem	8667	0.12	8404	0.12	8494	0.12	.	.
806	86th Med Grp-Ramstein	13890	0.19	14004	0.19	14147	0.19	.	.
808	31st Med Grp-Aviano	6237	0.09	8932	0.12	8082	0.11	5302	0.07
6215	TRICARE Outpatient-Chula Vista	10135	0.14	9819	0.14	11737	0.16	.	.
7139	16th Med Grp-Hurlburt Field	13254	0.18	13175	0.18	13229	0.18	.	.
9102	North Region-Air force	38803	0.54	28347	0.39	37316	0.51	.	.
9104	North Region-Other	19422	0.27	19536	0.27	22996	0.32	.	.
9202	South Region-Air force	11488	0.16	9430	0.13	7412	0.10	.	.
9204	South Region-Other	5324	0.07	9091	0.13	7031	0.10	.	.
9302	West Region-Air force	45222	0.62	46340	0.64	53101	0.73	.	.
9304	West Region-Other	11140	0.15	12993	0.18	12716	0.18	.	.
9402	Europe-Air force	1616	0.02	3487	0.05	2247	0.03	.	.
9403	Europe-Navy	2260	0.03	2735	0.04	1969	0.03	1801	0.02
9404	Europe-Other	196	0.00	15	0.00
9501	Pacific-Army	1052	0.01	4744	0.07	2037	0.03	.	.
9502	Pacific-Air force	3315	0.05	2903	0.04	1746	0.02	.	.
9603	Latin America-Navy	1558	0.02	1618	0.02	1804	0.02	1031	0.01
9604	Latin America-Other	1013	0.01	375	0.01	1858	0.03	30	0.00
9901	Out of Catchment North Region	1009740	13.93	1063563	14.66	1076323	14.82	1291146	17.63
9902	Out of Catchment South Region	1205813	16.63	1193297	16.45	1175897	16.19	1480937	20.22
9903	Out of Catchment West Region	888651	12.26	867151	11.96	865771	11.92	1130854	15.44
9904	Out of Catchment OCONUS Region	125574	1.73	127956	1.76	143405	1.97	226247	3.09

USA - CONUS/OCONUS indicator										
Unweighted										
Value	Formatted Value	Q1 Count	Q1 Percent	Q2 Count	Q2 Percent	Q3 Count	Q3 Percent	Q4 Count	Q4 Percent	
.	Invalid/Missing	183	1.37	138	1.04	179	1.44	167	1.43	
0	Not in USA	1477	11.05	1493	11.30	1432	11.52	1333	11.42	
1	In USA	11709	87.58	11583	87.66	10821	87.04	10169	87.15	
Weighted										
Value	Formatted Value	Q1 Count	Q1 Percent	Q2 Count	Q2 Percent	Q3 Count	Q3 Percent	Q4 Count	Q4 Percent	
.	Invalid/Missing	65703	0.91	61017	0.84	76093	1.05	89826	1.23	
0	Not in USA	332239	4.58	331563	4.57	323905	4.46	318377	4.35	
1	In USA	6850828	94.51	6860729	94.59	6863129	94.49	6914429	94.43	

XOCONUS - Overseas Europe/Pacific/Latin indicator									
Unweighted									
Value	Formatted Value	Q1 Count	Percent	Q2 Count	Percent	Q3 Count	Percent	Q4 Count	Percent
.	In Conus/Missing region	11892	88.95	11721	88.70	11000	88.48	10336	88.58
1	Europe	643	4.81	674	5.10	633	5.09	579	4.96
2	Western Pacific	634	4.74	628	4.75	575	4.63	553	4.74
3	Latin America	200	1.50	191	1.45	224	1.80	201	1.72
Weighted									
Value	Formatted Value	Q1 Count	Percent	Q2 Count	Percent	Q3 Count	Percent	Q4 Count	Percent
.	In Conus/Missing Region	6916531	95.42	6921746	95.43	6939222	95.54	7004256	95.65
1	Europe	154100	2.13	154137	2.13	148458	2.04	153126	2.09
2	Western Pacific	131972	1.82	131188	1.81	125058	1.72	129844	1.77
3	Latin America	46167	0.64	46239	0.64	50389	0.69	35406	0.48

OUTCATCH - Out of catchment area indicator									
Unweighted									
Value	Formatted Value	Q1 Count	Percent	Q2 Count	Percent	Q3 Count	Percent	Q4 Count	Percent
0	Catchment areas	9447	70.66	9450	71.52	8373	67.35	7949	68.12
1	Out of catchment areas	3922	29.34	3764	28.48	4059	32.65	3720	31.88
Weighted									
Value	Formatted Value	Q1 Count	Percent	Q2 Count	Percent	Q3 Count	Percent	Q4 Count	Percent
0	Catchment areas	4020300	55.46	4001950	55.17	4001732	55.10	3999713	54.62
1	Out of catchment areas	3228469	44.54	3251359	44.83	3261395	44.90	3322919	45.38

XSEXA - Male or female (recode)									
Unweighted									
Value	Formatted Value	Q1 Count	Percent	Q2 Count	Percent	Q3 Count	Percent	Q4 Count	Percent
1	Male	7299	54.60	7256	54.91	6630	53.33	6104	52.31
2	Female	6070	45.40	5958	45.09	5802	46.67	5565	47.69
Weighted									
Value	Formatted Value	Q1 Count	Percent	Q2 Count	Percent	Q3 Count	Percent	Q4 Count	Percent
1	Male	3767958	51.98	3553119	48.99	3694444	50.87	3545874	48.42
2	Female	3480811	48.02	3700191	51.01	3568683	49.13	3776758	51.58

XBNFGRP - Constructed beneficiary group									
Unweighted									
Value	Formatted Value	Q1 Count	Percent	Q2 Count	Percent	Q3 Count	Percent	Q4 Count	Percent
.	TRS/Missing/Unknown	89	0.67	98	0.74	75	0.60	77	0.66
1	Active Duty <65	5644	42.22	5560	42.08	4986	40.11	4487	38.45
2	Family of Active <65	2733	20.44	2587	19.58	2659	21.39	2481	21.26
3	Ret/Surv/Fam <65	4044	30.25	4124	31.21	3860	31.05	3826	32.79
4	Ret/Surv/Fam 65+	859	6.43	845	6.39	852	6.85	798	6.84
Weighted									
Value	Formatted Value	Q1 Count	Percent	Q2 Count	Percent	Q3 Count	Percent	Q4 Count	Percent
.	TRS/Missing/Unknown	51915	0.72	54036	0.74	58650	0.81	69312	0.95
1	Active Duty <65	1746621	24.10	1723343	23.76	1735570	23.90	1704163	23.27
2	Family of Active <65	1022368	14.10	1011437	13.94	1029262	14.17	1089517	14.88
3	Ret/Surv/Fam <65	2583662	35.64	2606754	35.94	2596498	35.75	2604693	35.57
4	Ret/Surv/Fam 65+	1844204	25.44	1857740	25.61	1843146	25.38	1854947	25.33

KMILOPQY - Outpatient visits to military facility									
Unweighted									
Value	Formatted Value	Q1 Count	Q1 Percent	Q2 Count	Q2 Percent	Q3 Count	Q3 Percent	Q4 Count	Q4 Percent
.	No response	99	0.74	59	0.45	52	0.42	54	0.46
1	None	6925	51.80	6739	51.00	6795	54.66	6348	54.40
2	1 visit	932	6.97	944	7.14	864	6.95	833	7.14
3	2 visits	1389	10.39	1358	10.28	1170	9.41	1170	10.03
4	3 visits	1291	9.66	1352	10.23	1080	8.69	1004	8.60
5	4 visits	1000	7.48	1017	7.70	885	7.12	773	6.62
6	5 to 9 visits	1204	9.01	1230	9.31	1160	9.33	1087	9.32
7	10 or more visits	529	3.96	515	3.90	426	3.43	400	3.43
Weighted									
Value	Formatted Value	Q1 Count	Q1 Percent	Q2 Count	Q2 Percent	Q3 Count	Q3 Percent	Q4 Count	Q4 Percent
.	No response	53027	0.73	40237	0.55	39115	0.54	47805	0.65
1	None	5041515	69.55	5054077	69.68	5096802	70.17	5104424	69.71
2	1 visit	304222	4.20	303224	4.18	310566	4.28	369383	5.04
3	2 visits	455941	6.29	463625	6.39	439458	6.05	461586	6.30
4	3 visits	425879	5.88	409216	5.64	401832	5.53	402295	5.49
5	4 visits	343510	4.74	325294	4.48	354800	4.88	300298	4.10
6	5 to 9 visits	412251	5.69	446222	6.15	438388	6.04	453901	6.20
7	10 or more visits	212424	2.93	211415	2.91	182166	2.51	182940	2.50

KCIVOPQY - Outpatient visits to civilian facility									
Unweighted									
Value	Formatted Value	Q1 Count	Q1 Percent	Q2 Count	Q2 Percent	Q3 Count	Q3 Percent	Q4 Count	Q4 Percent
.	No response	82	0.61	73	0.55	57	0.46	65	0.56
1	None	8400	62.83	8392	63.51	7423	59.71	7096	60.81
2	1 visit	594	4.44	544	4.12	538	4.33	526	4.51
3	2 visits	935	6.99	822	6.22	832	6.69	780	6.68
4	3 visits	812	6.07	803	6.08	820	6.60	731	6.26
5	4 visits	734	5.49	749	5.67	803	6.46	728	6.24
6	5 to 9 visits	1169	8.74	1171	8.86	1283	10.32	1093	9.37
7	10 or more visits	643	4.81	660	4.99	676	5.44	650	5.57
Weighted									
Value	Formatted Value	Q1 Count	Q1 Percent	Q2 Count	Q2 Percent	Q3 Count	Q3 Percent	Q4 Count	Q4 Percent
.	No response	57578	0.79	84475	1.16	53818	0.74	73635	1.01
1	None	3229221	44.55	3157649	43.53	3123042	43.00	3218762	43.96
2	1 visit	444286	6.13	411584	5.67	396445	5.46	407725	5.57
3	2 visits	769313	10.61	657983	9.07	653598	9.00	707923	9.67
4	3 visits	628237	8.67	652652	9.00	654203	9.01	634569	8.67
5	4 visits	622743	8.59	659903	9.10	737170	10.15	667188	9.11
6	5 to 9 visits	985759	13.60	1058648	14.60	1109490	15.28	1042996	14.24
7	10 or more visits	511632	7.06	570416	7.86	535361	7.37	569834	7.78

KCIVINS - Beneficiary covered by civilian insurance										
Unweighted										
Value	Formatted Value	Q1 Count	Q1 Percent	Q2 Count	Q2 Percent	Q3 Count	Q3 Percent	Q4 Count	Q4 Percent	
1	Yes	1764	13.19	1670	12.64	1682	13.53	1490	12.77	
2	No	11605	86.81	11544	87.36	10750	86.47	10179	87.23	
Weighted										
Value	Formatted Value	Q1 Count	Q1 Percent	Q2 Count	Q2 Percent	Q3 Count	Q3 Percent	Q4 Count	Q4 Percent	
1	Yes	1301024	17.95	1262027	17.40	1270313	17.49	1202363	16.42	
2	No	5947746	82.05	5991283	82.60	5992814	82.51	6120270	83.58	

HP_PRNTL - Pregnant in last year received care in 1st trimester										
Unweighted										
Value	Formatted Value	Q1 Count	Q1 Percent	Q2 Count	Q2 Percent	Q3 Count	Q3 Percent	Q4 Count	Q4 Percent	
.	Missing/Unknown/3 mnths prg now	12833	95.99	12613	95.45	11902	95.74	11145	95.51	
1	Yes	470	3.52	523	3.96	450	3.62	462	3.96	
2	No	66	0.49	78	0.59	80	0.64	62	0.53	
Weighted										
Value	Formatted Value	Q1 Count	Q1 Percent	Q2 Count	Q2 Percent	Q3 Count	Q3 Percent	Q4 Count	Q4 Percent	
.	Missing/Unknown/3 mnths prg now	7017962	96.82	6969410	96.09	7003647	96.43	7033252	96.05	
1	Yes	201273	2.78	243450	3.36	215267	2.96	257062	3.51	
2	No	29534	0.41	40449	0.56	44213	0.61	32319	0.44	

HP_MAMOG - Women age 40 and over mammography in past 2 years										
Unweighted										
Value	Formatted Value	Q1 Count	Percent	Q2 Count	Percent	Q3 Count	Percent	Q4 Count	Percent	
.	Missing/Unknown/NA	10373	77.59	10098	76.42	9439	75.93	8738	74.88	
1	Yes	2508	18.76	2578	19.51	2501	20.12	2488	21.32	
2	No	488	3.65	538	4.07	492	3.96	443	3.80	
Weighted										
Value	Formatted Value	Q1 Count	Percent	Q2 Count	Percent	Q3 Count	Percent	Q4 Count	Percent	
.	Missing/Unknown/NA	5244995	72.36	5024770	69.28	5092353	70.11	5129502	70.05	
1	Yes	1683553	23.23	1818771	25.08	1829185	25.18	1844408	25.19	
2	No	320222	4.42	409769	5.65	341589	4.70	348722	4.76	

HP_MAM50 - Women age 50 and over mammography in past 2 years										
Unweighted										
Value	Formatted Value	Q1 Count	Percent	Q2 Count	Percent	Q3 Count	Percent	Q4 Count	Percent	
.	Missing/Unknown/NA	11479	85.86	11210	84.83	10486	84.35	9762	83.66	
1	Yes	1619	12.11	1696	12.83	1661	13.36	1653	14.17	
2	No	271	2.03	308	2.33	285	2.29	254	2.18	
Weighted										
Value	Formatted Value	Q1 Count	Percent	Q2 Count	Percent	Q3 Count	Percent	Q4 Count	Percent	
.	Missing/Unknown/NA	5675133	78.29	5463939	75.33	5507286	75.83	5561110	75.94	
1	Yes	1327195	18.31	1471401	20.29	1504083	20.71	1492473	20.38	
2	No	246443	3.40	317970	4.38	251758	3.47	269049	3.67	

HP_PAP - All women pap smear in last 3 years									
Unweighted									
Value	Formatted Value	Q1 Count	Q1 Percent	Q2 Count	Q2 Percent	Q3 Count	Q3 Percent	Q4 Count	Q4 Percent
.	Missing/Unknown/NA	7600	56.85	7429	56.22	6794	54.65	6268	53.71
1	Yes	5092	38.09	5018	37.97	4892	39.35	4723	40.47
2	No	677	5.06	767	5.80	746	6.00	678	5.81
Weighted									
Value	Formatted Value	Q1 Count	Q1 Percent	Q2 Count	Q2 Percent	Q3 Count	Q3 Percent	Q4 Count	Q4 Percent
.	Missing/Unknown/NA	4019286	55.45	3681305	50.75	3793554	52.23	3695337	50.46
1	Yes	2688661	37.09	2871652	39.59	2811035	38.70	2940383	40.15
2	No	540823	7.46	700353	9.66	658538	9.07	686913	9.38

HP_BP - Blood pressure check in last 2 years know results									
Unweighted									
Value	Formatted Value	Q1 Count	Q1 Percent	Q2 Count	Q2 Percent	Q3 Count	Q3 Percent	Q4 Count	Q4 Percent
.	Unknown	370	2.77	302	2.29	364	2.93	227	1.95
1	Yes	12063	90.23	12035	91.08	11141	89.62	10638	91.16
2	No	936	7.00	877	6.64	927	7.46	804	6.89
Weighted									
Value	Formatted Value	Q1 Count	Q1 Percent	Q2 Count	Q2 Percent	Q3 Count	Q3 Percent	Q4 Count	Q4 Percent
.	Unknown	201480	2.78	157753	2.17	194382	2.68	136368	1.86
1	Yes	6553834	90.41	6595570	90.93	6514492	89.69	6638973	90.66
2	No	493456	6.81	499987	6.89	554253	7.63	547291	7.47

HP_FLU - Age 65 and older flu shot in last 12 months									
Unweighted									
Value	Formatted Value	Q1 Count	Percent	Q2 Count	Percent	Q3 Count	Percent	Q4 Count	Percent
.	Missing/Unknown/NA	12469	93.27	12317	93.21	11535	92.78	10842	92.91
1	Yes	618	4.62	712	5.39	647	5.20	603	5.17
2	No	282	2.11	185	1.40	250	2.01	224	1.92
Weighted									
Value	Formatted Value	Q1 Count	Percent	Q2 Count	Percent	Q3 Count	Percent	Q4 Count	Percent
.	Missing/Unknown/NA	5394141	74.41	5361519	73.92	5397745	74.32	5463512	74.61
1	Yes	1274629	17.58	1494801	20.61	1345671	18.53	1357836	18.54
2	No	580000	8.00	396990	5.47	519712	7.16	501285	6.85

HP_SMOKE - Advised to quit smoking in last 12 months									
Unweighted									
Value	Formatted Value	Q1 Count	Percent	Q2 Count	Percent	Q3 Count	Percent	Q4 Count	Percent
.	Missing/Unknown/NA	11398	85.26	11322	85.68	10811	86.96	10119	86.72
1	Yes	1478	11.06	1402	10.61	1251	10.06	1193	10.22
2	No	493	3.69	490	3.71	370	2.98	357	3.06
Weighted									
Value	Formatted Value	Q1 Count	Percent	Q2 Count	Percent	Q3 Count	Percent	Q4 Count	Percent
.	Missing/Unknown/NA	6172262	85.15	6215740	85.70	6315914	86.96	6287351	85.86
1	Yes	806020	11.12	728946	10.05	711646	9.80	797110	10.89
2	No	270488	3.73	308623	4.25	235567	3.24	238171	3.25

HP_SMKH2 - Smoker under HEDIS definition (modified)									
Unweighted									
Value	Formatted Value	Q1 Count	Percent	Q2 Count	Percent	Q3 Count	Percent	Q4 Count	Percent
.	Missing/Unknown/NA	530	3.96	458	3.47	550	4.42	426	3.65
1	Yes	1962	14.68	1880	14.23	1712	13.77	1661	14.23
2	No	10877	81.36	10876	82.31	10170	81.81	9582	82.12
Weighted									
Value	Formatted Value	Q1 Count	Percent	Q2 Count	Percent	Q3 Count	Percent	Q4 Count	Percent
.	Missing/Unknown/NA	292817	4.04	236260	3.26	312103	4.30	265582	3.63
1	Yes	1087278	15.00	1047819	14.45	1001960	13.80	1106345	15.11
2	No	5868674	80.96	5969231	82.30	5949065	81.91	5950705	81.26

HP_CESH2 - Had smoking cessation counseling - HEDIS (modified)									
Unweighted									
Value	Formatted Value	Q1 Count	Percent	Q2 Count	Percent	Q3 Count	Percent	Q4 Count	Percent
.	Missing/Unknown/NA	11542	86.33	11470	86.80	10817	87.01	10122	86.74
1	Yes	1383	10.34	1317	9.97	1250	10.05	1192	10.22
2	No	444	3.32	427	3.23	365	2.94	355	3.04
Weighted									
Value	Formatted Value	Q1 Count	Percent	Q2 Count	Percent	Q3 Count	Percent	Q4 Count	Percent
.	Missing/Unknown/NA	6241692	86.11	6291955	86.75	6318765	87.00	6292649	85.93
1	Yes	759262	10.47	690610	9.52	710861	9.79	794522	10.85
2	No	247816	3.42	270745	3.73	233501	3.21	235461	3.22

HP_OBESE - Obese or morbidly obese									
Unweighted									
Value	Formatted Value	Q1 Count	Q1 Percent	Q2 Count	Q2 Percent	Q3 Count	Q3 Percent	Q4 Count	Q4 Percent
.	Missing/Unknown/NA	628	4.70	519	3.93	564	4.54	408	3.50
1	Yes	2831	21.18	2956	22.37	2787	22.42	2572	22.04
2	No	9910	74.13	9739	73.70	9081	73.05	8689	74.46
Weighted									
Value	Formatted Value	Q1 Count	Q1 Percent	Q2 Count	Q2 Percent	Q3 Count	Q3 Percent	Q4 Count	Q4 Percent
.	Missing/Unknown/NA	385467	5.32	366381	5.05	380672	5.24	314002	4.29
1	Yes	1755904	24.22	1764826	24.33	1722751	23.72	1753069	23.94
2	No	5107399	70.46	5122103	70.62	5159704	71.04	5255562	71.77

POSTCELL -
Poststratification cell for new weights

Unweighted									
Value	Formatted Value	Q1 Count	Q1 Percent	Q2 Count	Q2 Percent	Q3 Count	Q3 Percent	Q4 Count	Q4 Percent
09001	9001	32	0.24	36	0.27	23	0.19	28	0.24
09002	9002	20	0.15	31	0.23	28	0.23	23	0.20
09003	9003	32	0.24	28	0.21	22	0.18	25	0.21
10001	10001	91	0.68	64	0.48	50	0.40	59	0.51
10003	10003	63	0.47	70	0.53	38	0.31	61	0.52
10004	10004	60	0.45	77	0.58	77	0.62	56	0.48
10005	10005	40	0.30	29	0.22	38	0.31	26	0.22
10006	10006	76	0.57	60	0.45	50	0.40	54	0.46
10008	10008	57	0.43	57	0.43	51	0.41	54	0.46
10009	10009	71	0.53	58	0.44	48	0.39	67	0.57
10010	10010	69	0.52	72	0.54	61	0.49	58	0.50
10013	10013	69	0.52	71	0.54	60	0.48	64	0.55
10014	10014	72	0.54	67	0.51	50	0.40	59	0.51
10018	10018	77	0.58	55	0.42	61	0.49	49	0.42
10019	10019	64	0.48	66	0.50	59	0.47	51	0.44
10024	10024	41	0.31	47	0.36	43	0.35	45	0.39
10026	10026	82	0.61	69	0.52	67	0.54	72	0.62
10028	10028	75	0.56	69	0.52	70	0.56	58	0.50
10029	10029	57	0.43	69	0.52	63	0.51	63	0.54
10030	10030	43	0.32	43	0.33	41	0.33	33	0.28
10032	10032	35	0.26	51	0.39	34	0.27	36	0.31
10033	10033	65	0.49	80	0.61	70	0.56	61	0.52
10037	10037	86	0.64	95	0.72	78	0.63	81	0.69
10038	10038	71	0.53	70	0.53	64	0.51	41	0.35
10039	10039	62	0.46	62	0.47	57	0.46	58	0.50
10042	10042	77	0.58	75	0.57	52	0.42	47	0.40
10043	10043	71	0.53	70	0.53	57	0.46	58	0.50
10045	10045	81	0.61	72	0.54	72	0.58	55	0.47
10046	10046	66	0.49	71	0.54	49	0.39	73	0.63
10047	10047	66	0.49	50	0.38	56	0.45	48	0.41
10048	10048	39	0.29	39	0.30	37	0.30	33	0.28
10049	10049	44	0.33	37	0.28	49	0.39	31	0.27
10051	10051	63	0.47	69	0.52	51	0.41	56	0.48
10052	10052	52	0.39	46	0.35	44	0.35	39	0.33

2009 HEALTH CARE SURVEY OF DOD BENEFICIARIES – FINAL

10053	10053	77	0.58	55	0.42	60	0.48	53	0.45
10055	10055	85	0.64	88	0.67	62	0.50	67	0.57
10056	10056	69	0.52	77	0.58	60	0.48	66	0.57
10057	10057	51	0.38	51	0.39	50	0.40	49	0.42
10058	10058	74	0.55	78	0.59	64	0.51	54	0.46
10060	10060	40	0.30	44	0.33	52	0.42	30	0.26
10061	10061	52	0.39	52	0.39	58	0.47	48	0.41
10062	10062	67	0.50	74	0.56	69	0.56	63	0.54
10064	10064	34	0.25	42	0.32	44	0.35	32	0.27
10066	10066	66	0.49	70	0.53	74	0.60	52	0.45
10067	10067	83	0.62	64	0.48	78	0.63	70	0.60
10068	10068	72	0.54	92	0.70	73	0.59	69	0.59
10069	10069	69	0.52	78	0.59	49	0.39	56	0.48
10073	10073	74	0.55	59	0.45	46	0.37	48	0.41
10074	10074	91	0.68	103	0.78	96	0.77	85	0.73
10075	10075	44	0.33	46	0.35	46	0.37	28	0.24
10076	10076	74	0.55	73	0.55	64	0.51	59	0.51
10077	10077	72	0.54	71	0.54	61	0.49	58	0.50
10078	10078	63	0.47	85	0.64	67	0.54	65	0.56
10079	10079	60	0.45	59	0.45	52	0.42	52	0.45
10083	10083	76	0.57	84	0.64	58	0.47	57	0.49
10086	10086	70	0.52	70	0.53	41	0.33	50	0.43
10089	10089	62	0.46	49	0.37	41	0.33	52	0.45
10091	10091	44	0.33	57	0.43	48	0.39	40	0.34
10092	10092	47	0.35	49	0.37	48	0.39	49	0.42
10094	10094	66	0.49	54	0.41	57	0.46	54	0.46
10095	10095	71	0.53	72	0.54	73	0.59	73	0.63
10096	10096	70	0.52	70	0.53	62	0.50	52	0.45
10098	10098	45	0.34	43	0.33	35	0.28	41	0.35
10100	10100	65	0.49	81	0.61	78	0.63	60	0.51
10101	10101	66	0.49	75	0.57	64	0.51	65	0.56
10103	10103	64	0.48	60	0.45	50	0.40	56	0.48
10104	10104	43	0.32	33	0.25	43	0.35	43	0.37
10105	10105	55	0.41	47	0.36	46	0.37	36	0.31
10108	10108	42	0.31	44	0.33	42	0.34	34	0.29
10109	10109	62	0.46	68	0.51	56	0.45	45	0.39
10110	10110	43	0.32	41	0.31	34	0.27	44	0.38
10112	10112	72	0.54	71	0.54	70	0.56	69	0.59
10113	10113	65	0.49	80	0.61	60	0.48	52	0.45
10117	10117	61	0.46	49	0.37
10118	10118	73	0.55	72	0.54	64	0.51	63	0.54
10119	10119	63	0.47	68	0.51	64	0.51	54	0.46
10120	10120	61	0.46	65	0.49	54	0.43	52	0.45
10121	10121	61	0.46	59	0.45	44	0.35	48	0.41
10122	10122	46	0.34	51	0.39	57	0.46	50	0.43
10123	10123	71	0.53	68	0.51	44	0.35	71	0.61
10124	10124	63	0.47	54	0.41	56	0.45	46	0.39
10125	10125	55	0.41	53	0.40	46	0.37	44	0.38
10126	10126	59	0.44	56	0.42	49	0.39	55	0.47
10127	10127	70	0.52	76	0.58	50	0.40	49	0.42
10128	10128	62	0.46	70	0.53	64	0.51	54	0.46
10129	10129	65	0.49	68	0.51	73	0.59	48	0.41
10131	10131	49	0.37	45	0.34	41	0.33	39	0.33
10231	10231	92	0.69	82	0.62	73	0.59	66	0.57
10248	10248	80	0.60	78	0.59	80	0.64	74	0.63
10252	10252	79	0.59	64	0.48	72	0.58	69	0.59
10280	10280	91	0.68	81	0.61	64	0.51	72	0.62
10306	10306	73	0.55	70	0.53	67	0.54	57	0.49
10310	10310	75	0.56	93	0.70	68	0.55	80	0.69
10330	10330	48	0.36	50	0.38	30	0.24	34	0.29
10364	10364	50	0.37	58	0.44	55	0.44	55	0.47
10366	10366	53	0.40	69	0.52	50	0.40	67	0.57
10378	10378	65	0.49	64	0.48	59	0.47	62	0.53
10385	10385	67	0.50	59	0.45	61	0.49	61	0.52
10387	10387	69	0.52	68	0.51	56	0.45	47	0.40
10405	10405	63	0.47	72	0.54	50	0.40	65	0.56
10407	10407	67	0.50	65	0.49	62	0.50	64	0.55
10508	10508	110	0.82	122	0.92	84	0.68	94	0.81
10606	10606	56	0.42	61	0.46	52	0.42	49	0.42
10607	10607	50	0.37	61	0.46	36	0.29	33	0.28
10609	10609	53	0.40	48	0.36	47	0.38	33	0.28
10612	10612	56	0.42	53	0.40	47	0.38	27	0.23

2009 HEALTH CARE SURVEY OF DOD BENEFICIARIES – FINAL

10620	10620	65	0.49	62	0.47	63	0.51	55	0.47
10621	10621	47	0.35	53	0.40	33	0.27	41	0.35
10622	10622	70	0.52	79	0.60	71	0.57	69	0.59
10633	10633	69	0.52	95	0.72	65	0.52	61	0.52
10804	10804	66	0.49	77	0.58	52	0.42	54	0.46
10805	10805	78	0.58	81	0.61	72	0.58	72	0.62
10806	10806	74	0.55	76	0.58	64	0.51	51	0.44
11350	11350	51	0.41	60	0.51
16215	16215	62	0.46	53	0.40	44	0.35	45	0.39
17139	17139	85	0.64	77	0.58	86	0.69	53	0.45
19001	19001	410	3.07	373	2.82	367	2.95	315	2.70
19002	19002	389	2.91	382	2.89	362	2.91	299	2.56
19003	19003	477	3.57	463	3.50	432	3.47	361	3.09
19004	19004	425	3.18	382	2.89	374	3.01	354	3.03
29001	29001	356	2.66	332	2.51	339	2.73	329	2.82
29002	29002	347	2.60	359	2.72	342	2.75	303	2.60
29003	29003	396	2.96	367	2.78	377	3.03	376	3.22
29004	29004	149	1.20	130	1.11
39001	39001	688	5.15	640	4.84	688	5.53	636	5.45
39002	39002	590	4.41	620	4.69	611	4.91	592	5.07
39003	39003	647	4.84	633	4.79	678	5.45	618	5.30
39004	39004	498	3.73	457	3.46	439	3.53	416	3.57
69001	69001	294	2.20	280	2.12	292	2.35	259	2.22
69002	69002	285	2.13	280	2.12	291	2.34	263	2.25
69003	69003	281	2.10	287	2.17	270	2.17	277	2.37
Weighted									
Value	Formatted Value	Q1		Q2		Q3		Q4	
		Count	Percent	Count	Percent	Count	Percent	Count	Percent
09001	9001	15988	0.22	16558	0.23	18339	0.25	22240	0.30
09002	9002	15223	0.21	16148	0.22	18314	0.25	22146	0.30
09003	9003	15608	0.22	16434	0.23	18708	0.26	22339	0.31
10001	10001	7472	0.10	7449	0.10	7590	0.10	7601	0.10
10003	10003	12444	0.17	12386	0.17	12715	0.18	13106	0.18
10004	10004	11837	0.16	11771	0.16	11957	0.16	12042	0.16
10005	10005	18118	0.25	17831	0.25	18490	0.25	19098	0.26
10006	10006	22619	0.31	22350	0.31	22404	0.31	22431	0.31
10008	10008	10530	0.15	10598	0.15	10153	0.14	10258	0.14
10009	10009	20018	0.28	19925	0.27	20139	0.28	20066	0.27
10010	10010	17232	0.24	17041	0.23	16775	0.23	16796	0.23
10013	10013	12563	0.17	12359	0.17	12290	0.17	12249	0.17
10014	10014	26025	0.36	25728	0.35	25923	0.36	30111	0.41
10018	10018	5857	0.08	5775	0.08	5861	0.08	5976	0.08
10019	10019	5611	0.08	5495	0.08	5526	0.08	5536	0.08
10024	10024	61765	0.85	61844	0.85	63009	0.87	64591	0.88
10026	10026	6489	0.09	6367	0.09	6338	0.09	6408	0.09
10028	10028	13630	0.19	13898	0.19	13872	0.19	14039	0.19
10029	10029	70997	0.98	72982	1.01	72216	0.99	70995	0.97
10030	10030	19988	0.28	20054	0.28	21504	0.30	22643	0.31
10032	10032	38291	0.53	38323	0.53	38924	0.54	40095	0.55
10033	10033	19734	0.27	19416	0.27	19188	0.26	18793	0.26
10037	10037	24544	0.34	24419	0.34	23735	0.33	24397	0.33
10038	10038	38768	0.53	38217	0.53	39077	0.54	40983	0.56
10039	10039	42183	0.58	43502	0.60	43862	0.60	43137	0.59
10042	10042	23844	0.33	23635	0.33	23604	0.32	23624	0.32
10043	10043	10423	0.14	11005	0.15	11167	0.15	11087	0.15
10045	10045	21233	0.29	20456	0.28	21260	0.29	21851	0.30
10046	10046	10895	0.15	10925	0.15	10946	0.15	10902	0.15
10047	10047	37709	0.52	36810	0.51	38797	0.53	38911	0.53
10048	10048	41457	0.57	41250	0.57	41184	0.57	40740	0.56
10049	10049	44154	0.61	43250	0.60	43383	0.60	44647	0.61
10051	10051	13362	0.18	12742	0.18	12981	0.18	13195	0.18
10052	10052	55675	0.77	56590	0.78	56930	0.78	57201	0.78
10053	10053	8426	0.12	8105	0.11	8091	0.11	8157	0.11
10055	10055	16874	0.23	16628	0.23	16673	0.23	16843	0.23
10056	10056	12289	0.17	11298	0.16	11676	0.16	11566	0.16
10057	10057	26859	0.37	26096	0.36	25857	0.36	26391	0.36
10058	10058	12473	0.17	12526	0.17	12467	0.17	12774	0.17
10060	10060	54324	0.75	55161	0.76	56404	0.78	55478	0.76

2009 HEALTH CARE SURVEY OF DOD BENEFICIARIES – FINAL

10061	10061	32558	0.45	29169	0.40	25867	0.36	26283	0.36
10062	10062	12650	0.17	12559	0.17	12569	0.17	12451	0.17
10064	10064	15469	0.21	15739	0.22	15833	0.22	16400	0.22
10066	10066	18980	0.26	18928	0.26	19003	0.26	19013	0.26
10067	10067	32160	0.44	31583	0.44	31664	0.44	31509	0.43
10068	10068	6916	0.10	6490	0.09	6259	0.09	6332	0.09
10069	10069	32472	0.45	32548	0.45	32897	0.45	33348	0.46
10073	10073	20321	0.28	19974	0.28	20436	0.28	20777	0.28
10074	10074	3535	0.05	3656	0.05	3743	0.05	3813	0.05
10075	10075	23227	0.32	24041	0.33	25068	0.35	24643	0.34
10076	10076	7773	0.11	7709	0.11	7673	0.11	7700	0.11
10077	10077	7214	0.10	7043	0.10	6986	0.10	7039	0.10
10078	10078	18591	0.26	18481	0.25	18618	0.26	18582	0.25
10079	10079	29848	0.41	29504	0.41	29760	0.41	30581	0.42
10083	10083	13247	0.18	13125	0.18	13181	0.18	13309	0.18
10086	10086	19547	0.27	21220	0.29	22053	0.30	20781	0.28
10089	10089	83633	1.15	81345	1.12	84155	1.16	85128	1.16
10091	10091	67467	0.93	69064	0.95	70885	0.98	71193	0.97
10092	10092	10700	0.15	10679	0.15	10621	0.15	10826	0.15
10094	10094	8127	0.11	8049	0.11	7981	0.11	8186	0.11
10095	10095	22781	0.31	23318	0.32	23243	0.32	23604	0.32
10096	10096	17224	0.24	17080	0.24	16656	0.23	16944	0.23
10098	10098	23933	0.33	23877	0.33	23785	0.33	23408	0.32
10100	10100	22551	0.31	21481	0.30	21837	0.30	21214	0.29
10101	10101	10023	0.14	9803	0.14	9731	0.13	9721	0.13
10103	10103	11795	0.16	11087	0.15	11541	0.16	11742	0.16
10104	10104	16670	0.23	17086	0.24	15885	0.22	14656	0.20
10105	10105	21926	0.30	23018	0.32	22467	0.31	24216	0.33
10108	10108	36446	0.50	38462	0.53	39353	0.54	40299	0.55
10109	10109	31982	0.44	32472	0.45	32754	0.45	32634	0.45
10110	10110	76529	1.06	77647	1.07	79066	1.09	80543	1.10
10112	10112	9000	0.12	8608	0.12	8340	0.11	8226	0.11
10113	10113	7447	0.10	8454	0.12	8306	0.11	8385	0.11
10117	10117	11183	0.15	9622	0.13
10118	10118	12784	0.18	12434	0.17	12554	0.17	12390	0.17
10119	10119	13236	0.18	13107	0.18	13006	0.18	12969	0.18
10120	10120	20956	0.29	21725	0.30	22727	0.31	22812	0.31
10121	10121	17845	0.25	17158	0.24	17039	0.23	17890	0.24
10122	10122	13128	0.18	13099	0.18	13462	0.19	13855	0.19
10123	10123	57257	0.79	57388	0.79	56719	0.78	56790	0.78
10124	10124	79093	1.09	81204	1.12	81930	1.13	81031	1.11
10125	10125	73803	1.02	78513	1.08	78002	1.07	79264	1.08
10126	10126	28986	0.40	29752	0.41	29354	0.40	27811	0.38
10127	10127	14807	0.20	14391	0.20	14575	0.20	14564	0.20
10128	10128	8574	0.12	8492	0.12	8449	0.12	8490	0.12
10129	10129	6081	0.08	6019	0.08	6055	0.08	6322	0.09
10131	10131	8201	0.11	8100	0.11	8299	0.11	8474	0.12
10231	10231	10199	0.14	9817	0.14	9644	0.13	10131	0.14
10248	10248	6030	0.08	5523	0.08	5962	0.08	5985	0.08
10252	10252	16463	0.23	16435	0.23	16700	0.23	16646	0.23
10280	10280	18405	0.25	18133	0.25	18321	0.25	18307	0.25
10306	10306	9033	0.12	9445	0.13	9181	0.13	9033	0.12
10310	10310	5391	0.07	5284	0.07	5151	0.07	5230	0.07
10330	10330	25595	0.35	25999	0.36	25713	0.35	25781	0.35
10364	10364	5285	0.07	5377	0.07	5165	0.07	5251	0.07
10366	10366	15668	0.22	15432	0.21	15300	0.21	15268	0.21
10378	10378	13259	0.18	13834	0.19	13927	0.19	14028	0.19
10385	10385	16030	0.22	15668	0.22	15459	0.21	15331	0.21
10387	10387	8947	0.12	9703	0.13	9761	0.13	9580	0.13
10405	10405	8529	0.12	8424	0.12	8398	0.12	8312	0.11
10407	10407	9292	0.13	8736	0.12	8519	0.12	8337	0.11
10508	10508	15043	0.21	16877	0.23	16011	0.22	16056	0.22
10606	10606	19905	0.27	17722	0.24	17501	0.24	17618	0.24
10607	10607	28391	0.39	28099	0.39	28507	0.39	27983	0.38
10609	10609	29778	0.41	30449	0.42	30350	0.42	29245	0.40
10612	10612	18553	0.26	18424	0.25	18590	0.26	18927	0.26
10620	10620	8987	0.12	8884	0.12	8899	0.12	9053	0.12
10621	10621	18786	0.26	18494	0.25	18736	0.26	19144	0.26
10622	10622	26592	0.37	24483	0.34	24455	0.34	24522	0.33
10633	10633	15993	0.22	15651	0.22	15669	0.22	15698	0.21
10804	10804	12403	0.17	12145	0.17	12261	0.17	12393	0.17
10805	10805	8667	0.12	8404	0.12	8494	0.12	8562	0.12

2009 HEALTH CARE SURVEY OF DOD BENEFICIARIES – FINAL

10806	10806	13890	0.19	14004	0.19	14147	0.19	14437	0.20
11350	11350	41515	0.57	41432	0.57
16215	16215	10135	0.14	9819	0.14	9625	0.13	9468	0.13
17139	17139	13254	0.18	13175	0.18	13229	0.18	13112	0.18
19001	19001	150068	2.07	155346	2.14	157990	2.18	159121	2.17
19002	19002	128571	1.77	124067	1.71	92284	1.27	98721	1.35
19003	19003	136763	1.89	128521	1.77	127405	1.75	126835	1.73
19004	19004	60157	0.83	58873	0.81	55406	0.76	55808	0.76
29001	29001	274862	3.79	281815	3.89	289809	3.99	300249	4.10
29002	29002	364323	5.03	370541	5.11	378062	5.21	381053	5.20
29003	29003	208856	2.88	210728	2.91	217635	3.00	222424	3.04
29004	29004	4049	0.06	4060	0.06
39001	39001	614907	8.48	610590	8.42	606340	8.35	606736	8.29
39002	39002	482291	6.65	473240	6.52	465737	6.41	463985	6.34
39003	39003	430115	5.93	427457	5.89	420727	5.79	416350	5.69
39004	39004	58389	0.81	57839	0.80	57438	0.79	57293	0.78
69001	69001	588422	8.12	596889	8.23	595900	8.20	594346	8.12
69002	69002	680392	9.39	682628	9.41	676847	9.32	680564	9.29
69003	69003	579942	8.00	582690	8.03	573589	7.90	582625	7.96

**BWT -
Basic sampling weight**

		Unweighted							
Value	Formatted Value	Q1		Q2		Q3		Q4	
		Count	Percent	Count	Percent	Count	Percent	Count	Percent
6.598 -- 27.347	Minimum to 10th Percentile	1301	9.73	1359	10.28	1630	13.11	1200	10.28
27.669 -- 40.808	>10th to 25th Percentile	1973	14.76	2000	15.14	1589	12.78	1696	14.53
41.598 -- 74.468	>25th to 50th Percentile	3769	28.19	3297	24.95	2967	23.87	2807	24.06
74.934 -- 261.387	>50th to 75th Percentile	3172	23.73	3433	25.98	3060	24.61	2804	24.03
263.480 -- 573.729	>75th to 90th Percentile	1862	13.93	1853	14.02	1901	15.29	2107	18.06
580.735 -- 1837.749	>90th to 100th Percentile	1292	9.66	1272	9.63	1285	10.34	1055	9.04
		Weighted							
Value	Formatted Value	Q1		Q2		Q3		Q4	
		Count	Percent	Count	Percent	Count	Percent	Count	Percent
6.598 -- 27.347	Minimum to 10th Percentile	104027	1.44	115518	1.59	154237	2.12	113241	1.55
27.669 -- 40.808	>10th to 25th Percentile	334919	4.62	329751	4.55	299509	4.12	330675	4.52
41.598 -- 74.468	>25th to 50th Percentile	979356	13.51	840458	11.59	798896	11.00	848221	11.58
74.934 -- 261.387	>50th to 75th Percentile	1743525	24.05	1861020	25.66	1841135	25.35	1709017	23.34
263.480 -- 573.729	>75th to 90th Percentile	1696990	23.41	1688800	23.28	1789470	24.64	2134423	29.15
580.735 -- 1837.749	>90th to 100th Percentile	2389953	32.97	2417763	33.33	2379880	32.77	2187054	29.87

FWRWT_V3 -

Final weight for CAHPS3.0 questionnaire for Quarters I and II

		Unweighted							
Value	Formatted Value	Q1 Count	Percent	Q2 Count	Percent	Q3 Count	Percent	Q4 Count	Percent
.	Missing	6603	49.39	6503	49.21	12432	100.00	11669	100.00
22.574 -- 161.719	Minimum to 10th Percentile	647	4.84	711	5.38
162.099 -- 273.665	>10th to 25th Percentile	985	7.37	1004	7.60
274.651 -- 553.156	>25th to 50th Percentile	1800	13.46	1606	12.15
554.223 -- 1394.338	>50th to 75th Percentile	1642	12.28	1664	12.59
1396.888 -- 2695.890	>75th to 90th Percentile	1024	7.66	1047	7.92
		Weighted							
Value	Formatted Value	Q1 Count	Percent	Q2 Count	Percent	Q3 Count	Percent	Q4 Count	Percent
.	Missing	3560134	49.11	3556546	49.03	7263127	100.00	7322632	100.00
22.574 -- 161.719	Minimum to 10th Percentile	37325	0.51	42414	0.58
162.099 -- 273.665	>10th to 25th Percentile	108987	1.50	115508	1.59
274.651 -- 553.156	>25th to 50th Percentile	358232	4.94	313942	4.33
554.223 -- 1394.338	>50th to 75th Percentile	736247	10.16	744931	10.27
1396.888 -- 2695.890	>75th to 90th Percentile	982422	13.55	1006413	13.88

FWRWT_V4 -

Final weight for CAHPS4.0 questionnaire for Quarters I and II

		Unweighted							
Value	Formatted Value	Q1 Count	Percent	Q2 Count	Percent	Q3 Count	Percent	Q4 Count	Percent
.	Missing	6766	50.61	6711	50.79	12432	100.00	11669	100.00
32.539 -- 168.195	Minimum to 10th Percentile	667	4.99	673	5.09
169.517 -- 279.899	>10th to 25th Percentile	967	7.23	968	7.33
280.911 -- 543.428	>25th to 50th Percentile	1701	12.72	1581	11.96
543.651 -- 1407.672	>50th to 75th Percentile	1595	11.93	1677	12.69
1410.791 -- 2979.773	>75th to 90th Percentile	1014	7.58	953	7.21
		Weighted							
Value	Formatted Value	Q1 Count	Percent	Q2 Count	Percent	Q3 Count	Percent	Q4 Count	Percent
.	Missing	3688636	50.89	3696763	50.97	7263127	100.00	7322632	100.00
32.539 -- 168.195	Minimum to 10th Percentile	40150	0.55	39753	0.55
169.517 -- 279.899	>10th to 25th Percentile	107788	1.49	110816	1.53
280.911 -- 543.428	>25th to 50th Percentile	336854	4.65	311700	4.30
543.651 -- 1407.672	>50th to 75th Percentile	710505	9.80	748278	10.32
1410.791 -- 2979.773	>75th to 90th Percentile	967420	13.35	918940	12.67

FWRWT - Final quarterly weight										
Unweighted										
Value	Formatted Value	Q1 Count	Percent	Q2 Count	Percent	Q3 Count	Percent	Q4 Count	Percent	
14.783 -- 87.363	Minimum to 10th Percentile	1423	10.64	1488	11.26	1210	9.73	997	8.54	
87.797 -- 147.405	>10th to 25th Percentile	2109	15.78	2114	16.00	1734	13.95	1599	13.70	
147.803 -- 293.696	>25th to 50th Percentile	3483	26.05	3280	24.82	3027	24.35	2883	24.71	
294.582 -- 765.981	>50th to 75th Percentile	3222	24.10	3122	23.63	3292	26.48	3028	25.95	
769.345 -- 1529.054	>75th to 90th Percentile	1931	14.44	1961	14.84	1821	14.65	1900	16.28	
1533.564 -- 7435.705	>90th to 100th Percentile	1201	8.98	1249	9.45	1348	10.84	1262	10.81	
Weighted										
Value	Formatted Value	Q1 Count	Percent	Q2 Count	Percent	Q3 Count	Percent	Q4 Count	Percent	
14.783 -- 87.363	Minimum to 10th Percentile	85745	1.18	90066	1.24	65953	0.91	57250	0.78	
87.797 -- 147.405	>10th to 25th Percentile	243163	3.35	250579	3.45	203519	2.80	192918	2.63	
147.803 -- 293.696	>25th to 50th Percentile	725271	10.01	683903	9.43	636981	8.77	618641	8.45	
294.582 -- 765.981	>50th to 75th Percentile	1543398	21.29	1483244	20.45	1576627	21.71	1504393	20.54	
769.345 -- 1529.054	>75th to 90th Percentile	1967388	27.14	1956474	26.97	1798281	24.76	1974745	26.97	
1533.564 -- 7435.705	>90th to 100th Percentile	2683805	37.02	2789043	38.45	2981765	41.05	2974684	40.62	

**FWRWT1 -
Replicated/Jackknife quarterly weight 1**

		Unweighted							
Value	Formatted Value	Q1		Q2		Q3		Q4	
		Count	Percent	Count	Percent	Count	Percent	Count	Percent
0.000 -- 79.845	Minimum to 10th Percentile	1405	10.51	1458	11.03	1253	10.08	989	8.48
80.283 -- 142.332	>10th to 25th Percentile	2096	15.68	2117	16.02	1723	13.86	1604	13.75
142.637 -- 292.467	>25th to 50th Percentile	3560	26.63	3296	24.94	3000	24.13	2887	24.74
293.584 -- 762.078	>50th to 75th Percentile	3117	23.32	3144	23.79	3294	26.50	3069	26.30
763.648 -- 1542.610	>75th to 90th Percentile	2003	14.98	1970	14.91	1823	14.66	1857	15.91
1547.537 -- 7397.552	>90th to 100th Percentile	1188	8.89	1229	9.30	1339	10.77	1263	10.82

		Weighted							
Value	Formatted Value	Q1		Q2		Q3		Q4	
		Count	Percent	Count	Percent	Count	Percent	Count	Percent
0.000 -- 79.845	Minimum to 10th Percentile	190313	2.63	190908	2.63	185572	2.55	158545	2.17
80.283 -- 142.332	>10th to 25th Percentile	229512	3.17	237732	3.28	192861	2.66	183172	2.50
142.637 -- 292.467	>25th to 50th Percentile	724159	9.99	665255	9.17	614093	8.45	600320	8.20
293.584 -- 762.078	>50th to 75th Percentile	1447690	19.97	1459580	20.12	1542103	21.23	1502454	20.52
763.648 -- 1542.610	>75th to 90th Percentile	2006836	27.69	1954041	26.94	1780047	24.51	1917563	26.19
1547.537 -- 7397.552	>90th to 100th Percentile	2650261	36.56	2745792	37.86	2948452	40.59	2960579	40.43

**FWRWT2 -
Replicated/Jackknife quarterly weight 2**

		Unweighted							
Value	Formatted Value	Q1		Q2		Q3		Q4	
		Count	Percent	Count	Percent	Count	Percent	Count	Percent
0.000 -- 80.463	Minimum to 10th Percentile	1401	10.48	1492	11.29	1236	9.94	1030	8.83
81.041 -- 143.347	>10th to 25th Percentile	2075	15.52	2125	16.08	1716	13.80	1605	13.75
143.692 -- 291.990	>25th to 50th Percentile	3551	26.56	3248	24.58	3019	24.28	2860	24.51
292.433 -- 762.505	>50th to 75th Percentile	3160	23.64	3149	23.83	3300	26.54	3047	26.11
766.788 -- 1546.240	>75th to 90th Percentile	1999	14.95	1972	14.92	1828	14.70	1883	16.14
1552.221 -- 7506.526	>90th to 100th Percentile	1183	8.85	1228	9.29	1333	10.72	1244	10.66

		Weighted							
Value	Formatted Value	Q1		Q2		Q3		Q4	
		Count	Percent	Count	Percent	Count	Percent	Count	Percent
0.000 -- 80.463	Minimum to 10th Percentile	169667	2.34	191458	2.64	162995	2.24	150791	2.06
81.041 -- 143.347	>10th to 25th Percentile	226706	3.13	241034	3.32	192738	2.65	186889	2.55
143.692 -- 291.990	>25th to 50th Percentile	719858	9.93	657485	9.06	618465	8.52	601002	8.21
292.433 -- 762.505	>50th to 75th Percentile	1472503	20.31	1460771	20.14	1548079	21.31	1495548	20.42
766.788 -- 1546.240	>75th to 90th Percentile	2011292	27.75	1961066	27.04	1790984	24.66	1954467	26.69
1552.221 -- 7506.526	>90th to 100th Percentile	2648745	36.54	2741495	37.80	2949866	40.61	2933935	40.07

**FWRWT3 -
Replicated/Jackknife quarterly weight 3**

		Unweighted							
Value	Formatted Value	Q1		Q2		Q3		Q4	
		Count	Percent	Count	Percent	Count	Percent	Count	Percent
0.000 -- 79.954	Minimum to 10th Percentile	1399	10.46	1436	10.87	1232	9.91	1033	8.85
80.454 -- 143.443	>10th to 25th Percentile	2119	15.85	2164	16.38	1719	13.83	1610	13.80
143.556 -- 291.037	>25th to 50th Percentile	3521	26.34	3256	24.64	3040	24.45	2843	24.36
292.219 -- 759.109	>50th to 75th Percentile	3135	23.45	3160	23.91	3257	26.20	3072	26.33
762.704 -- 1537.542	>75th to 90th Percentile	2017	15.09	1940	14.68	1844	14.83	1851	15.86
1547.668 -- 7391.461	>90th to 100th Percentile	1178	8.81	1258	9.52	1340	10.78	1260	10.80

		Weighted							
Value	Formatted Value	Q1		Q2		Q3		Q4	
		Count	Percent	Count	Percent	Count	Percent	Count	Percent
0.000 -- 79.954	Minimum to 10th Percentile	185700	2.56	187548	2.59	165729	2.28	173480	2.37
80.454 -- 143.443	>10th to 25th Percentile	232792	3.21	244127	3.37	192943	2.66	185600	2.53
143.556 -- 291.037	>25th to 50th Percentile	715839	9.88	658174	9.07	623806	8.59	592968	8.10
292.219 -- 759.109	>50th to 75th Percentile	1453481	20.05	1462825	20.17	1527140	21.03	1501628	20.51
762.704 -- 1537.542	>75th to 90th Percentile	2025235	27.94	1910057	26.33	1798479	24.76	1914233	26.14
1547.668 -- 7391.461	>90th to 100th Percentile	2635723	36.36	2790579	38.47	2955030	40.69	2954724	40.35

**FWRWT4 -
Replicated/Jackknife quarterly weight 4**

		Unweighted							
Value	Formatted Value	Q1		Q2		Q3		Q4	
		Count	Percent	Count	Percent	Count	Percent	Count	Percent
0.000 -- 79.547	Minimum to 10th Percentile	1410	10.55	1416	10.72	1243	10.00	1025	8.78
79.774 -- 143.218	>10th to 25th Percentile	2068	15.47	2205	16.69	1743	14.02	1587	13.60
143.715 -- 291.104	>25th to 50th Percentile	3542	26.49	3267	24.72	2981	23.98	2885	24.72
291.598 -- 762.129	>50th to 75th Percentile	3165	23.67	3122	23.63	3301	26.55	3052	26.15
771.564 -- 1542.314	>75th to 90th Percentile	1952	14.60	1942	14.70	1838	14.78	1875	16.07
1543.540 -- 7590.182	>90th to 100th Percentile	1232	9.22	1262	9.55	1326	10.67	1245	10.67

		Weighted							
Value	Formatted Value	Q1		Q2		Q3		Q4	
		Count	Percent	Count	Percent	Count	Percent	Count	Percent
0.000 -- 79.547	Minimum to 10th Percentile	182432	2.52	185279	2.55	178034	2.45	174898	2.39
79.774 -- 143.218	>10th to 25th Percentile	224551	3.10	248427	3.43	195450	2.69	182399	2.49
143.715 -- 291.104	>25th to 50th Percentile	715268	9.87	665719	9.18	609645	8.39	601676	8.22
291.598 -- 762.129	>50th to 75th Percentile	1470268	20.28	1451827	20.02	1545832	21.28	1493918	20.40
771.564 -- 1542.314	>75th to 90th Percentile	1935306	26.70	1910112	26.33	1803393	24.83	1945200	26.56
1543.540 -- 7590.182	>90th to 100th Percentile	2720944	37.54	2791946	38.49	2930773	40.35	2924541	39.94

FWRWT5 -

Replicated/Jackknife quarterly weight 5

		Unweighted							
Value	Formatted Value	Q1		Q2		Q3		Q4	
		Count	Percent	Count	Percent	Count	Percent	Count	Percent
0.000 -- 79.380	Minimum to 10th Percentile	1406	10.52	1473	11.15	1231	9.90	1013	8.68
79.818 -- 143.483	>10th to 25th Percentile	2095	15.67	2158	16.33	1738	13.98	1631	13.98
143.569 -- 293.022	>25th to 50th Percentile	3530	26.40	3221	24.38	3052	24.55	2851	24.43
293.354 -- 763.051	>50th to 75th Percentile	3154	23.59	3162	23.93	3243	26.09	3059	26.21
765.877 -- 1542.392	>75th to 90th Percentile	1954	14.62	1937	14.66	1844	14.83	1871	16.03
1555.965 -- 7500.137	>90th to 100th Percentile	1230	9.20	1263	9.56	1324	10.65	1244	10.66
		Weighted							
Value	Formatted Value	Q1		Q2		Q3		Q4	
		Count	Percent	Count	Percent	Count	Percent	Count	Percent
0.000 -- 79.380	Minimum to 10th Percentile	196332	2.71	192964	2.66	185729	2.56	167568	2.29
79.818 -- 143.483	>10th to 25th Percentile	228701	3.16	244516	3.37	194315	2.68	188002	2.57
143.569 -- 293.022	>25th to 50th Percentile	714947	9.86	652320	8.99	627568	8.64	597997	8.17
293.354 -- 763.051	>50th to 75th Percentile	1463769	20.19	1464051	20.18	1522918	20.97	1498824	20.47
765.877 -- 1542.392	>75th to 90th Percentile	1934680	26.69	1904029	26.25	1807639	24.89	1940822	26.50
1555.965 -- 7500.137	>90th to 100th Percentile	2710340	37.39	2795429	38.54	2924957	40.27	2929418	40.00

FWRWT6 -

Replicated/Jackknife quarterly weight 6

		Unweighted							
Value	Formatted Value	Q1		Q2		Q3		Q4	
		Count	Percent	Count	Percent	Count	Percent	Count	Percent
0.000 -- 80.152	Minimum to 10th Percentile	1430	10.70	1473	11.15	1257	10.11	989	8.48
80.442 -- 143.393	>10th to 25th Percentile	2064	15.44	2151	16.28	1723	13.86	1614	13.83
143.503 -- 293.187	>25th to 50th Percentile	3545	26.52	3229	24.44	3015	24.25	2895	24.81
293.475 -- 760.534	>50th to 75th Percentile	3211	24.02	3152	23.85	3294	26.50	3044	26.09
767.270 -- 1541.027	>75th to 90th Percentile	1928	14.42	1939	14.67	1817	14.62	1856	15.91
1544.840 -- 7459.493	>90th to 100th Percentile	1191	8.91	1270	9.61	1326	10.67	1271	10.89
		Weighted							
Value	Formatted Value	Q1		Q2		Q3		Q4	
		Count	Percent	Count	Percent	Count	Percent	Count	Percent
0.000 -- 80.152	Minimum to 10th Percentile	186777	2.58	175172	2.42	173615	2.39	144599	1.97
80.442 -- 143.393	>10th to 25th Percentile	226399	3.12	243931	3.36	193527	2.66	185568	2.53
143.503 -- 293.187	>25th to 50th Percentile	719767	9.93	654710	9.03	618494	8.52	607006	8.29
293.475 -- 760.534	>50th to 75th Percentile	1513568	20.88	1461846	20.15	1553942	21.39	1493770	20.40
767.270 -- 1541.027	>75th to 90th Percentile	1951699	26.92	1904774	26.26	1790829	24.66	1914545	26.15
1544.840 -- 7459.493	>90th to 100th Percentile	2650559	36.57	2812877	38.78	2932719	40.38	2977144	40.66

FWRWT7 -

Replicated/Jackknife quarterly weight 7

		Unweighted							
Value	Formatted Value	Q1		Q2		Q3		Q4	
		Count	Percent	Count	Percent	Count	Percent	Count	Percent
0.000 -- 80.353	Minimum to 10th Percentile	1415	10.58	1488	11.26	1234	9.93	1030	8.83
81.053 -- 143.395	>10th to 25th Percentile	2056	15.38	2137	16.17	1740	14.00	1598	13.69
143.965 -- 290.789	>25th to 50th Percentile	3553	26.58	3240	24.52	3028	24.36	2849	24.42
291.360 -- 763.157	>50th to 75th Percentile	3153	23.58	3155	23.88	3285	26.42	3063	26.25
763.947 -- 1542.385	>75th to 90th Percentile	1953	14.61	1969	14.90	1814	14.59	1874	16.06
1548.594 -- 7444.272	>90th to 100th Percentile	1239	9.27	1225	9.27	1331	10.71	1255	10.75
		Weighted							
Value	Formatted Value	Q1		Q2		Q3		Q4	
		Count	Percent	Count	Percent	Count	Percent	Count	Percent
0.000 -- 80.353	Minimum to 10th Percentile	174586	2.41	195724	2.70	168298	2.32	148401	2.03
81.053 -- 143.395	>10th to 25th Percentile	225191	3.11	242182	3.34	195359	2.69	185311	2.53
143.965 -- 290.789	>25th to 50th Percentile	719739	9.93	655318	9.03	623817	8.59	596057	8.14
291.360 -- 763.157	>50th to 75th Percentile	1464723	20.21	1463513	20.18	1554600	21.40	1498184	20.46
763.947 -- 1542.385	>75th to 90th Percentile	1934241	26.68	1957276	26.98	1784698	24.57	1941154	26.51
1548.594 -- 7444.272	>90th to 100th Percentile	2730290	37.67	2739296	37.77	2936355	40.43	2953526	40.33

FWRWT8 -

Replicated/Jackknife quarterly weight 8

		Unweighted							
Value	Formatted Value	Q1		Q2		Q3		Q4	
		Count	Percent	Count	Percent	Count	Percent	Count	Percent
0.000 -- 79.766	Minimum to 10th Percentile	1387	10.37	1494	11.31	1250	10.05	995	8.53
80.287 -- 142.481	>10th to 25th Percentile	2076	15.53	2102	15.91	1755	14.12	1610	13.80
142.503 -- 290.391	>25th to 50th Percentile	3570	26.70	3250	24.60	2967	23.87	2899	24.84
290.705 -- 760.234	>50th to 75th Percentile	3143	23.51	3168	23.97	3303	26.57	3043	26.08
762.066 -- 1542.481	>75th to 90th Percentile	1957	14.64	1946	14.73	1832	14.74	1876	16.08
1548.563 -- 7393.760	>90th to 100th Percentile	1236	9.25	1254	9.49	1325	10.66	1246	10.68
		Weighted							
Value	Formatted Value	Q1		Q2		Q3		Q4	
		Count	Percent	Count	Percent	Count	Percent	Count	Percent
0.000 -- 79.766	Minimum to 10th Percentile	181304	2.50	202610	2.79	179742	2.47	157302	2.15
80.287 -- 142.481	>10th to 25th Percentile	225527	3.11	238021	3.28	197014	2.71	183476	2.51
142.503 -- 290.391	>25th to 50th Percentile	722283	9.96	655025	9.03	607099	8.36	603946	8.25
290.705 -- 760.234	>50th to 75th Percentile	1460421	20.15	1463314	20.17	1545593	21.28	1492194	20.38
762.066 -- 1542.481	>75th to 90th Percentile	1936500	26.71	1914602	26.40	1798674	24.76	1946950	26.59
1548.563 -- 7393.760	>90th to 100th Percentile	2722735	37.56	2779738	38.32	2935006	40.41	2938763	40.13

FWRWT9 -
Replicated/Jackknife quarterly weight 9

		Unweighted							
Value	Formatted Value	Q1		Q2		Q3		Q4	
		Count	Percent	Count	Percent	Count	Percent	Count	Percent
0.000 -- 79.839	Minimum to 10th Percentile	1411	10.55	1474	11.15	1227	9.87	1006	8.62
80.008 -- 143.143	>10th to 25th Percentile	2103	15.73	2117	16.02	1742	14.01	1588	13.61
143.653 -- 292.575	>25th to 50th Percentile	3531	26.41	3299	24.97	2988	24.03	2884	24.72
292.779 -- 765.408	>50th to 75th Percentile	3141	23.49	3130	23.69	3286	26.43	3066	26.27
767.364 -- 1531.733	>75th to 90th Percentile	1999	14.95	1929	14.60	1841	14.81	1880	16.11
1538.741 -- 7398.154	>90th to 100th Percentile	1184	8.86	1265	9.57	1348	10.84	1245	10.67

		Weighted							
Value	Formatted Value	Q1		Q2		Q3		Q4	
		Count	Percent	Count	Percent	Count	Percent	Count	Percent
0.000 -- 79.839	Minimum to 10th Percentile	191988	2.65	192224	2.65	151871	2.09	155746	2.13
80.008 -- 143.143	>10th to 25th Percentile	229485	3.17	239086	3.30	195769	2.70	181618	2.48
143.653 -- 292.575	>25th to 50th Percentile	716617	9.89	668297	9.21	611745	8.42	600611	8.20
292.779 -- 765.408	>50th to 75th Percentile	1460423	20.15	1458250	20.10	1536806	21.16	1499175	20.47
767.364 -- 1531.733	>75th to 90th Percentile	2007406	27.69	1896075	26.14	1794810	24.71	1950854	26.64
1538.741 -- 7398.154	>90th to 100th Percentile	2642851	36.46	2799378	38.59	2972126	40.92	2934627	40.08

FWRWT10 -
Replicated/Jackknife quarterly weight 10

		Unweighted							
Value	Formatted Value	Q1		Q2		Q3		Q4	
		Count	Percent	Count	Percent	Count	Percent	Count	Percent
0.000 -- 79.621	Minimum to 10th Percentile	1418	10.61	1449	10.97	1249	10.05	1007	8.63
80.417 -- 143.148	>10th to 25th Percentile	2072	15.50	2159	16.34	1734	13.95	1602	13.73
143.676 -- 292.716	>25th to 50th Percentile	3547	26.53	3263	24.69	2990	24.05	2931	25.12
293.161 -- 760.698	>50th to 75th Percentile	3152	23.58	3146	23.81	3283	26.41	3009	25.79
761.936 -- 1545.409	>75th to 90th Percentile	1950	14.59	1964	14.86	1850	14.88	1852	15.87
1548.757 -- 8221.893	>90th to 100th Percentile	1230	9.20	1233	9.33	1326	10.67	1268	10.87

		Weighted							
Value	Formatted Value	Q1		Q2		Q3		Q4	
		Count	Percent	Count	Percent	Count	Percent	Count	Percent
0.000 -- 79.621	Minimum to 10th Percentile	194116	2.68	196478	2.71	181409	2.50	161842	2.21
80.417 -- 143.148	>10th to 25th Percentile	226412	3.12	243628	3.36	195208	2.69	183335	2.50
143.676 -- 292.716	>25th to 50th Percentile	718250	9.91	660938	9.11	613129	8.44	615535	8.41
293.161 -- 760.698	>50th to 75th Percentile	1465998	20.22	1460970	20.14	1535229	21.14	1483076	20.25
761.936 -- 1545.409	>75th to 90th Percentile	1932551	26.66	1944044	26.80	1811470	24.94	1911418	26.10
1548.757 -- 8221.893	>90th to 100th Percentile	2711442	37.41	2747253	37.88	2926683	40.30	2967427	40.52

**FWRWT11 -
Replicated/Jackknife quarterly weight 11**

		Unweighted							
Value	Formatted Value	Q1		Q2		Q3		Q4	
		Count	Percent	Count	Percent	Count	Percent	Count	Percent
0.000 -- 79.389	Minimum to 10th Percentile	1378	10.31	1462	11.06	1267	10.19	1036	8.88
79.857 -- 143.334	>10th to 25th Percentile	2129	15.92	2129	16.11	1696	13.64	1601	13.72
143.617 -- 291.189	>25th to 50th Percentile	3529	26.40	3270	24.75	2987	24.03	2877	24.66
291.596 -- 760.253	>50th to 75th Percentile	3138	23.47	3152	23.85	3313	26.65	3048	26.12
760.611 -- 1528.447	>75th to 90th Percentile	2013	15.06	1931	14.61	1837	14.78	1830	15.68
1548.799 -- 7329.663	>90th to 100th Percentile	1182	8.84	1270	9.61	1332	10.71	1277	10.94

		Weighted							
Value	Formatted Value	Q1		Q2		Q3		Q4	
		Count	Percent	Count	Percent	Count	Percent	Count	Percent
0.000 -- 79.389	Minimum to 10th Percentile	192276	2.65	191854	2.65	170080	2.34	181276	2.48
79.857 -- 143.334	>10th to 25th Percentile	232317	3.20	240234	3.31	190043	2.62	183958	2.51
143.617 -- 291.189	>25th to 50th Percentile	716527	9.88	661274	9.12	609062	8.39	601544	8.21
291.596 -- 760.253	>50th to 75th Percentile	1456811	20.10	1461232	20.15	1547069	21.30	1495446	20.42
760.611 -- 1528.447	>75th to 90th Percentile	2017862	27.84	1894122	26.11	1800654	24.79	1882312	25.71
1548.799 -- 7329.663	>90th to 100th Percentile	2632976	36.32	2804594	38.67	2946218	40.56	2978097	40.67

**FWRWT12 -
Replicated/Jackknife quarterly weight 12**

		Unweighted							
Value	Formatted Value	Q1		Q2		Q3		Q4	
		Count	Percent	Count	Percent	Count	Percent	Count	Percent
0.000 -- 80.198	Minimum to 10th Percentile	1419	10.61	1444	10.93	1224	9.85	1056	9.05
81.055 -- 143.468	>10th to 25th Percentile	2079	15.55	2170	16.42	1744	14.03	1587	13.60
143.772 -- 292.918	>25th to 50th Percentile	3553	26.58	3268	24.73	3012	24.23	2853	24.45
293.105 -- 759.967	>50th to 75th Percentile	3136	23.46	3141	23.77	3274	26.34	3058	26.21
764.693 -- 1548.806	>75th to 90th Percentile	1939	14.50	1950	14.76	1849	14.87	1876	16.08
1557.457 -- 7548.808	>90th to 100th Percentile	1243	9.30	1241	9.39	1329	10.69	1239	10.62

		Weighted							
Value	Formatted Value	Q1		Q2		Q3		Q4	
		Count	Percent	Count	Percent	Count	Percent	Count	Percent
0.000 -- 80.198	Minimum to 10th Percentile	192440	2.65	195591	2.70	151344	2.08	163926	2.24
81.055 -- 143.468	>10th to 25th Percentile	227807	3.14	245111	3.38	195399	2.69	184579	2.52
143.772 -- 292.918	>25th to 50th Percentile	721927	9.96	663379	9.15	617723	8.50	598454	8.17
293.105 -- 759.967	>50th to 75th Percentile	1458661	20.12	1460702	20.14	1537322	21.17	1501900	20.51
764.693 -- 1548.806	>75th to 90th Percentile	1915837	26.43	1927531	26.57	1817595	25.02	1952319	26.66
1557.457 -- 7548.808	>90th to 100th Percentile	2732097	37.69	2760997	38.07	2943743	40.53	2921454	39.90

**FWRWT13 -
Replicated/Jackknife quarterly weight 13**

		Unweighted							
Value	Formatted Value	Q1		Q2		Q3		Q4	
		Count	Percent	Count	Percent	Count	Percent	Count	Percent
0.000 -- 80.194	Minimum to 10th Percentile	1394	10.43	1466	11.09	1243	10.00	1043	8.94
81.026 -- 143.476	>10th to 25th Percentile	2095	15.67	2140	16.19	1737	13.97	1571	13.46
143.541 -- 291.816	>25th to 50th Percentile	3559	26.62	3238	24.50	2986	24.02	2886	24.73
292.733 -- 761.482	>50th to 75th Percentile	3199	23.93	3177	24.04	3297	26.52	3043	26.08
768.505 -- 1535.521	>75th to 90th Percentile	1930	14.44	1936	14.65	1837	14.78	1841	15.78
1539.640 -- 7705.193	>90th to 100th Percentile	1192	8.92	1257	9.51	1332	10.71	1285	11.01

		Weighted							
Value	Formatted Value	Q1		Q2		Q3		Q4	
		Count	Percent	Count	Percent	Count	Percent	Count	Percent
0.000 -- 80.194	Minimum to 10th Percentile	185325	2.56	186285	2.57	172961	2.38	161590	2.21
81.026 -- 143.476	>10th to 25th Percentile	228741	3.16	241969	3.34	195440	2.69	181752	2.48
143.541 -- 291.816	>25th to 50th Percentile	722935	9.97	654772	9.03	611753	8.42	604413	8.25
292.733 -- 761.482	>50th to 75th Percentile	1507781	20.80	1477438	20.37	1542143	21.23	1492885	20.39
768.505 -- 1535.521	>75th to 90th Percentile	1949399	26.89	1906309	26.28	1795808	24.72	1890158	25.81
1539.640 -- 7705.193	>90th to 100th Percentile	2654589	36.62	2786536	38.42	2945022	40.55	2991835	40.86

**FWRWT14 -
Replicated/Jackknife quarterly weight 14**

		Unweighted							
Value	Formatted Value	Q1		Q2		Q3		Q4	
		Count	Percent	Count	Percent	Count	Percent	Count	Percent
0.000 -- 79.949	Minimum to 10th Percentile	1398	10.46	1498	11.34	1237	9.95	1017	8.72
80.399 -- 143.400	>10th to 25th Percentile	2100	15.71	2127	16.10	1735	13.96	1588	13.61
143.748 -- 290.637	>25th to 50th Percentile	3506	26.22	3296	24.94	2990	24.05	2865	24.55
291.603 -- 761.734	>50th to 75th Percentile	3176	23.76	3107	23.51	3293	26.49	3084	26.43
762.542 -- 1537.407	>75th to 90th Percentile	1999	14.95	1924	14.56	1848	14.86	1836	15.73
1541.180 -- 7668.863	>90th to 100th Percentile	1190	8.90	1262	9.55	1329	10.69	1279	10.96

		Weighted							
Value	Formatted Value	Q1		Q2		Q3		Q4	
		Count	Percent	Count	Percent	Count	Percent	Count	Percent
0.000 -- 79.949	Minimum to 10th Percentile	170710	2.36	205951	2.84	167614	2.31	180230	2.46
80.399 -- 143.400	>10th to 25th Percentile	230028	3.17	241278	3.33	195465	2.69	181744	2.48
143.748 -- 290.637	>25th to 50th Percentile	709662	9.79	671188	9.25	612258	8.43	594393	8.12
291.603 -- 761.734	>50th to 75th Percentile	1473674	20.33	1451355	20.01	1540988	21.22	1504411	20.54
762.542 -- 1537.407	>75th to 90th Percentile	2007566	27.70	1891907	26.08	1812444	24.95	1884259	25.73
1541.180 -- 7668.863	>90th to 100th Percentile	2657131	36.66	2791631	38.49	2934359	40.40	2977595	40.66

**FWRWT15 -
Replicated/Jackknife quarterly weight 15**

		Unweighted							
Value	Formatted Value	Q1		Q2		Q3		Q4	
		Count	Percent	Count	Percent	Count	Percent	Count	Percent
0.000 -- 80.169	Minimum to 10th Percentile	1410	10.55	1460	11.05	1250	10.05	994	8.52
81.056 -- 143.498	>10th to 25th Percentile	2114	15.81	2164	16.38	1716	13.80	1622	13.90
143.646 -- 290.486	>25th to 50th Percentile	3505	26.22	3255	24.63	3005	24.17	2869	24.59
290.931 -- 768.992	>50th to 75th Percentile	3143	23.51	3137	23.74	3295	26.50	3060	26.22
770.468 -- 1542.395	>75th to 90th Percentile	1966	14.71	1968	14.89	1837	14.78	1878	16.09
1546.173 -- 7449.296	>90th to 100th Percentile	1231	9.21	1230	9.31	1329	10.69	1246	10.68
		Weighted							
Value	Formatted Value	Q1		Q2		Q3		Q4	
		Count	Percent	Count	Percent	Count	Percent	Count	Percent
0.000 -- 80.169	Minimum to 10th Percentile	183697	2.53	180205	2.48	164661	2.27	156103	2.13
81.056 -- 143.498	>10th to 25th Percentile	231476	3.19	245737	3.39	192713	2.65	186633	2.55
143.646 -- 290.486	>25th to 50th Percentile	711796	9.82	662057	9.13	614690	8.46	599613	8.19
290.931 -- 768.992	>50th to 75th Percentile	1457832	20.11	1462415	20.16	1544272	21.26	1496980	20.44
770.468 -- 1542.395	>75th to 90th Percentile	1947624	26.87	1954400	26.94	1805497	24.86	1947253	26.59
1546.173 -- 7449.296	>90th to 100th Percentile	2716344	37.47	2748496	37.89	2941296	40.50	2936050	40.10

**FWRWT16 -
Replicated/Jackknife quarterly weight 16**

		Unweighted							
Value	Formatted Value	Q1		Q2		Q3		Q4	
		Count	Percent	Count	Percent	Count	Percent	Count	Percent
0.000 -- 80.035	Minimum to 10th Percentile	1415	10.58	1427	10.80	1239	9.97	1052	9.02
80.671 -- 142.387	>10th to 25th Percentile	2087	15.61	2149	16.26	1732	13.93	1527	13.09
142.875 -- 291.945	>25th to 50th Percentile	3530	26.40	3334	25.23	3000	24.13	2921	25.03
292.129 -- 764.133	>50th to 75th Percentile	3158	23.62	3097	23.44	3298	26.53	3045	26.09
768.115 -- 1554.436	>75th to 90th Percentile	1994	14.92	1945	14.72	1824	14.67	1847	15.83
1557.270 -- 7411.636	>90th to 100th Percentile	1185	8.86	1262	9.55	1339	10.77	1277	10.94
		Weighted							
Value	Formatted Value	Q1		Q2		Q3		Q4	
		Count	Percent	Count	Percent	Count	Percent	Count	Percent
0.000 -- 80.035	Minimum to 10th Percentile	190652	2.63	175055	2.41	171126	2.36	171657	2.34
80.671 -- 142.387	>10th to 25th Percentile	227871	3.14	241738	3.33	193799	2.67	175584	2.40
142.875 -- 291.945	>25th to 50th Percentile	714847	9.86	677934	9.35	613256	8.44	608092	8.30
292.129 -- 764.133	>50th to 75th Percentile	1465099	20.21	1444525	19.92	1546543	21.29	1491627	20.37
768.115 -- 1554.436	>75th to 90th Percentile	2000819	27.60	1914993	26.40	1784963	24.58	1896307	25.90
1557.270 -- 7411.636	>90th to 100th Percentile	2649481	36.55	2799065	38.59	2953440	40.66	2979365	40.69

**FWRWT17 -
Replicated/Jackknife quarterly weight 17**

		Unweighted							
Value	Formatted Value	Q1		Q2		Q3		Q4	
		Count	Percent	Count	Percent	Count	Percent	Count	Percent
0.000 -- 79.893	Minimum to 10th Percentile	1434	10.73	1481	11.21	1235	9.93	1008	8.64
80.168 -- 142.407	>10th to 25th Percentile	2068	15.47	2116	16.01	1740	14.00	1607	13.77
142.543 -- 291.848	>25th to 50th Percentile	3505	26.22	3292	24.91	2989	24.04	2902	24.87
292.863 -- 765.259	>50th to 75th Percentile	3176	23.76	3128	23.67	3306	26.59	3023	25.91
776.366 -- 1537.304	>75th to 90th Percentile	1953	14.61	1977	14.96	1830	14.72	1852	15.87
1554.737 -- 7608.236	>90th to 100th Percentile	1233	9.22	1220	9.23	1332	10.71	1277	10.94
		Weighted							
Value	Formatted Value	Q1		Q2		Q3		Q4	
		Count	Percent	Count	Percent	Count	Percent	Count	Percent
0.000 -- 79.893	Minimum to 10th Percentile	195064	2.69	188769	2.60	174054	2.40	152914	2.09
80.168 -- 142.407	>10th to 25th Percentile	225493	3.11	240012	3.31	195218	2.69	185200	2.53
142.543 -- 291.848	>25th to 50th Percentile	706539	9.75	669638	9.23	611788	8.42	609848	8.33
292.863 -- 765.259	>50th to 75th Percentile	1468829	20.26	1459229	20.12	1550277	21.34	1487715	20.32
776.366 -- 1537.304	>75th to 90th Percentile	1934621	26.69	1966509	27.11	1794109	24.70	1905997	26.03
1554.737 -- 7608.236	>90th to 100th Percentile	2718224	37.50	2729152	37.63	2937682	40.45	2980959	40.71

**FWRWT18 -
Replicated/Jackknife quarterly weight 18**

		Unweighted							
Value	Formatted Value	Q1		Q2		Q3		Q4	
		Count	Percent	Count	Percent	Count	Percent	Count	Percent
0.000 -- 79.401	Minimum to 10th Percentile	1398	10.46	1442	10.91	1263	10.16	997	8.54
80.307 -- 143.484	>10th to 25th Percentile	2114	15.81	2175	16.46	1729	13.91	1661	14.23
143.534 -- 292.072	>25th to 50th Percentile	3513	26.28	3256	24.64	2981	23.98	2826	24.22
292.651 -- 761.274	>50th to 75th Percentile	3156	23.61	3139	23.76	3297	26.52	3064	26.26
765.512 -- 1538.985	>75th to 90th Percentile	2001	14.97	1950	14.76	1842	14.82	1848	15.84
1547.029 -- 7444.889	>90th to 100th Percentile	1187	8.88	1252	9.47	1320	10.62	1273	10.91
		Weighted							
Value	Formatted Value	Q1		Q2		Q3		Q4	
		Count	Percent	Count	Percent	Count	Percent	Count	Percent
0.000 -- 79.401	Minimum to 10th Percentile	189462	2.61	197138	2.72	182006	2.51	152242	2.08
80.307 -- 143.484	>10th to 25th Percentile	230669	3.18	245219	3.38	194646	2.68	192213	2.62
143.534 -- 292.072	>25th to 50th Percentile	711043	9.81	659691	9.10	611291	8.42	593102	8.10
292.651 -- 761.274	>50th to 75th Percentile	1461182	20.16	1455780	20.07	1545675	21.28	1500876	20.50
765.512 -- 1538.985	>75th to 90th Percentile	2004575	27.65	1918403	26.45	1809309	24.91	1905989	26.03
1547.029 -- 7444.889	>90th to 100th Percentile	2651839	36.58	2777079	38.29	2920199	40.21	2978212	40.67

**FWRWT19 -
Replicated/Jackknife quarterly weight 19**

		Unweighted							
Value	Formatted Value	Q1		Q2		Q3		Q4	
		Count	Percent	Count	Percent	Count	Percent	Count	Percent
0.000 -- 79.874	Minimum to 10th Percentile	1419	10.61	1441	10.91	1278	10.28	967	8.29
80.076 -- 142.299	>10th to 25th Percentile	2018	15.09	2136	16.16	1729	13.91	1613	13.82
142.630 -- 292.586	>25th to 50th Percentile	3629	27.14	3279	24.81	2978	23.95	2902	24.87
293.960 -- 765.872	>50th to 75th Percentile	3118	23.32	3158	23.90	3282	26.40	3063	26.25
768.951 -- 1530.372	>75th to 90th Percentile	1990	14.89	1943	14.70	1825	14.68	1860	15.94
1553.769 -- 7676.838	>90th to 100th Percentile	1195	8.94	1257	9.51	1340	10.78	1264	10.83

		Weighted							
Value	Formatted Value	Q1		Q2		Q3		Q4	
		Count	Percent	Count	Percent	Count	Percent	Count	Percent
0.000 -- 79.874	Minimum to 10th Percentile	189676	2.62	182007	2.51	191174	2.63	158690	2.17
80.076 -- 142.299	>10th to 25th Percentile	217941	3.01	239666	3.30	194149	2.67	183680	2.51
142.630 -- 292.586	>25th to 50th Percentile	732025	10.10	660544	9.11	609049	8.39	604925	8.26
293.960 -- 765.872	>50th to 75th Percentile	1454729	20.07	1465083	20.20	1533850	21.12	1499912	20.48
768.951 -- 1530.372	>75th to 90th Percentile	1993158	27.50	1916045	26.42	1781860	24.53	1918722	26.20
1553.769 -- 7676.838	>90th to 100th Percentile	2661241	36.71	2789964	38.46	2953046	40.66	2956703	40.38

**FWRWT20 -
Replicated/Jackknife quarterly weight 20**

		Unweighted							
Value	Formatted Value	Q1		Q2		Q3		Q4	
		Count	Percent	Count	Percent	Count	Percent	Count	Percent
0.000 -- 80.390	Minimum to 10th Percentile	1411	10.55	1445	10.94	1273	10.24	998	8.55
80.727 -- 143.495	>10th to 25th Percentile	2117	15.84	2148	16.26	1696	13.64	1578	13.52
143.507 -- 292.179	>25th to 50th Percentile	3497	26.16	3291	24.91	3010	24.21	2905	24.90
292.370 -- 757.841	>50th to 75th Percentile	3194	23.89	3111	23.54	3290	26.46	3056	26.19
760.791 -- 1544.941	>75th to 90th Percentile	1923	14.38	1994	15.09	1838	14.78	1865	15.98
1551.638 -- 7530.208	>90th to 100th Percentile	1227	9.18	1225	9.27	1325	10.66	1267	10.86

		Weighted							
Value	Formatted Value	Q1		Q2		Q3		Q4	
		Count	Percent	Count	Percent	Count	Percent	Count	Percent
0.000 -- 80.390	Minimum to 10th Percentile	191882	2.65	190144	2.62	177595	2.45	154708	2.11
80.727 -- 143.495	>10th to 25th Percentile	232616	3.21	241944	3.34	190965	2.63	180628	2.47
143.507 -- 292.179	>25th to 50th Percentile	709357	9.79	667611	9.20	615528	8.47	605102	8.26
292.370 -- 757.841	>50th to 75th Percentile	1490715	20.57	1441962	19.88	1539944	21.20	1496882	20.44
760.791 -- 1544.941	>75th to 90th Percentile	1914602	26.41	1974455	27.22	1803397	24.83	1922116	26.25
1551.638 -- 7530.208	>90th to 100th Percentile	2709599	37.38	2737193	37.74	2935697	40.42	2963196	40.47

**FWRWT21 -
Replicated/Jackknife quarterly weight 21**

		Unweighted							
Value	Formatted Value	Q1		Q2		Q3		Q4	
		Count	Percent	Count	Percent	Count	Percent	Count	Percent
0.000 -- 79.459	Minimum to 10th Percentile	1418	10.61	1459	11.04	1254	10.09	967	8.29
79.735 -- 142.292	>10th to 25th Percentile	2073	15.51	2156	16.32	1714	13.79	1645	14.10
142.839 -- 292.380	>25th to 50th Percentile	3554	26.58	3266	24.72	2991	24.06	2872	24.61
292.652 -- 762.793	>50th to 75th Percentile	3120	23.34	3131	23.69	3296	26.51	3063	26.25
768.460 -- 1538.744	>75th to 90th Percentile	2024	15.14	1923	14.55	1844	14.83	1855	15.90
1540.872 -- 7525.233	>90th to 100th Percentile	1180	8.83	1279	9.68	1333	10.72	1267	10.86

		Weighted							
Value	Formatted Value	Q1		Q2		Q3		Q4	
		Count	Percent	Count	Percent	Count	Percent	Count	Percent
0.000 -- 79.459	Minimum to 10th Percentile	208938	2.88	205722	2.84	178945	2.46	171524	2.34
79.735 -- 142.292	>10th to 25th Percentile	225858	3.12	243616	3.36	191680	2.64	187614	2.56
142.839 -- 292.380	>25th to 50th Percentile	719684	9.93	661590	9.12	609444	8.39	598121	8.17
292.652 -- 762.793	>50th to 75th Percentile	1440678	19.87	1452769	20.03	1537610	21.17	1495574	20.42
768.460 -- 1538.744	>75th to 90th Percentile	2022681	27.90	1877205	25.88	1801416	24.80	1910109	26.09
1540.872 -- 7525.233	>90th to 100th Percentile	2630931	36.29	2812408	38.77	2944032	40.53	2959690	40.42

**FWRWT22 -
Replicated/Jackknife quarterly weight 22**

		Unweighted							
Value	Formatted Value	Q1		Q2		Q3		Q4	
		Count	Percent	Count	Percent	Count	Percent	Count	Percent
0.000 -- 80.019	Minimum to 10th Percentile	1405	10.51	1445	10.94	1248	10.04	1036	8.88
80.660 -- 143.435	>10th to 25th Percentile	2086	15.60	2166	16.39	1715	13.80	1565	13.41
143.515 -- 290.782	>25th to 50th Percentile	3546	26.52	3258	24.66	3015	24.25	2889	24.76
292.100 -- 758.021	>50th to 75th Percentile	3126	23.38	3144	23.79	3285	26.42	3064	26.26
765.249 -- 1525.000	>75th to 90th Percentile	2011	15.04	1936	14.65	1844	14.83	1835	15.73
1532.432 -- 7497.355	>90th to 100th Percentile	1195	8.94	1265	9.57	1325	10.66	1280	10.97

		Weighted							
Value	Formatted Value	Q1		Q2		Q3		Q4	
		Count	Percent	Count	Percent	Count	Percent	Count	Percent
0.000 -- 80.019	Minimum to 10th Percentile	185233	2.56	183746	2.53	178136	2.45	155606	2.12
80.660 -- 143.435	>10th to 25th Percentile	228273	3.15	244542	3.37	192465	2.65	181180	2.47
143.515 -- 290.782	>25th to 50th Percentile	720666	9.94	660129	9.10	617313	8.50	603472	8.24
292.100 -- 758.021	>50th to 75th Percentile	1450673	20.01	1459259	20.12	1539723	21.20	1505175	20.56
765.249 -- 1525.000	>75th to 90th Percentile	2008408	27.71	1904509	26.26	1805257	24.86	1889544	25.80
1532.432 -- 7497.355	>90th to 100th Percentile	2655517	36.63	2801123	38.62	2930233	40.34	2987656	40.80

**FWRWT23 -
Replicated/Jackknife quarterly weight 23**

		Unweighted							
Value	Formatted Value	Q1		Q2		Q3		Q4	
		Count	Percent	Count	Percent	Count	Percent	Count	Percent
0.000 -- 80.423	Minimum to 10th Percentile	1423	10.64	1453	11.00	1252	10.07	1046	8.96
80.708 -- 142.397	>10th to 25th Percentile	2070	15.48	2145	16.23	1672	13.45	1576	13.51
142.694 -- 291.690	>25th to 50th Percentile	3546	26.52	3299	24.97	3054	24.57	2876	24.65
292.106 -- 759.374	>50th to 75th Percentile	3120	23.34	3104	23.49	3278	26.37	3052	26.15
762.870 -- 1538.985	>75th to 90th Percentile	2028	15.17	1950	14.76	1850	14.88	1845	15.81
1557.793 -- 7668.809	>90th to 100th Percentile	1182	8.84	1263	9.56	1326	10.67	1274	10.92

		Weighted							
Value	Formatted Value	Q1		Q2		Q3		Q4	
		Count	Percent	Count	Percent	Count	Percent	Count	Percent
0.000 -- 80.423	Minimum to 10th Percentile	178788	2.47	183840	2.53	152166	2.10	171488	2.34
80.708 -- 142.397	>10th to 25th Percentile	227445	3.14	241683	3.33	187904	2.59	181596	2.48
142.694 -- 291.690	>25th to 50th Percentile	720294	9.94	670602	9.25	626464	8.63	599587	8.19
292.106 -- 759.374	>50th to 75th Percentile	1449337	19.99	1441584	19.87	1540141	21.20	1491553	20.37
762.870 -- 1538.985	>75th to 90th Percentile	2034318	28.06	1915998	26.42	1819097	25.05	1900022	25.95
1557.793 -- 7668.809	>90th to 100th Percentile	2638587	36.40	2799603	38.60	2937355	40.44	2978387	40.67

**FWRWT24 -
Replicated/Jackknife quarterly weight 24**

		Unweighted							
Value	Formatted Value	Q1		Q2		Q3		Q4	
		Count	Percent	Count	Percent	Count	Percent	Count	Percent
0.000 -- 79.924	Minimum to 10th Percentile	1404	10.50	1496	11.32	1232	9.91	1020	8.74
80.145 -- 143.161	>10th to 25th Percentile	2105	15.75	2110	15.97	1731	13.92	1594	13.66
143.506 -- 291.980	>25th to 50th Percentile	3536	26.45	3272	24.76	2999	24.12	2899	24.84
292.048 -- 762.064	>50th to 75th Percentile	3112	23.28	3127	23.66	3293	26.49	3037	26.03
764.460 -- 1526.344	>75th to 90th Percentile	2029	15.18	1940	14.68	1840	14.80	1845	15.81
1549.186 -- 7622.839	>90th to 100th Percentile	1183	8.85	1269	9.60	1337	10.75	1274	10.92

		Weighted							
Value	Formatted Value	Q1		Q2		Q3		Q4	
		Count	Percent	Count	Percent	Count	Percent	Count	Percent
0.000 -- 79.924	Minimum to 10th Percentile	182775	2.52	193932	2.67	169528	2.33	173702	2.37
80.145 -- 143.161	>10th to 25th Percentile	230478	3.18	238618	3.29	194134	2.67	183623	2.51
143.506 -- 291.980	>25th to 50th Percentile	718004	9.91	661687	9.12	613162	8.44	606779	8.29
292.048 -- 762.064	>50th to 75th Percentile	1439355	19.86	1449163	19.98	1535536	21.14	1490422	20.35
764.460 -- 1526.344	>75th to 90th Percentile	2032979	28.05	1905070	26.26	1797708	24.75	1898506	25.93
1549.186 -- 7622.839	>90th to 100th Percentile	2645178	36.49	2804840	38.67	2953060	40.66	2969601	40.55

**FWRWT25 -
Replicated/Jackknife quarterly weight 25**

		Unweighted							
Value	Formatted Value	Q1		Q2		Q3		Q4	
		Count	Percent	Count	Percent	Count	Percent	Count	Percent
0.000 -- 80.030	Minimum to 10th Percentile	1419	10.61	1452	10.99	1233	9.92	996	8.54
80.556 -- 143.338	>10th to 25th Percentile	2069	15.48	2181	16.51	1760	14.16	1603	13.74
143.932 -- 292.454	>25th to 50th Percentile	3563	26.65	3252	24.61	2968	23.87	2879	24.67
293.021 -- 761.359	>50th to 75th Percentile	3143	23.51	3111	23.54	3301	26.55	3075	26.35
765.015 -- 1549.891	>75th to 90th Percentile	1989	14.88	1954	14.79	1837	14.78	1870	16.03
1560.297 -- 7570.875	>90th to 100th Percentile	1186	8.87	1264	9.57	1333	10.72	1246	10.68

		Weighted							
Value	Formatted Value	Q1		Q2		Q3		Q4	
		Count	Percent	Count	Percent	Count	Percent	Count	Percent
0.000 -- 80.030	Minimum to 10th Percentile	196496	2.71	194142	2.68	164653	2.27	149434	2.04
80.556 -- 143.338	>10th to 25th Percentile	226236	3.12	245383	3.38	197869	2.72	184220	2.52
143.932 -- 292.454	>25th to 50th Percentile	722144	9.96	658589	9.08	608361	8.38	601080	8.21
293.021 -- 761.359	>50th to 75th Percentile	1466228	20.23	1439157	19.84	1545340	21.28	1506529	20.57
765.015 -- 1549.891	>75th to 90th Percentile	1997697	27.56	1916873	26.43	1801359	24.80	1942886	26.53
1560.297 -- 7570.875	>90th to 100th Percentile	2639969	36.42	2799166	38.59	2945545	40.55	2938483	40.13

**FWRWT26 -
Replicated/Jackknife quarterly weight 26**

		Unweighted							
Value	Formatted Value	Q1		Q2		Q3		Q4	
		Count	Percent	Count	Percent	Count	Percent	Count	Percent
0.000 -- 79.705	Minimum to 10th Percentile	1403	10.49	1440	10.90	1246	10.02	1027	8.80
80.570 -- 143.491	>10th to 25th Percentile	2074	15.51	2157	16.32	1710	13.75	1607	13.77
143.696 -- 291.869	>25th to 50th Percentile	3565	26.67	3314	25.08	3008	24.20	2856	24.48
292.265 -- 757.125	>50th to 75th Percentile	3209	24.00	3087	23.36	3270	26.30	3063	26.25
762.985 -- 1541.866	>75th to 90th Percentile	1924	14.39	1953	14.78	1877	15.10	1869	16.02
1550.636 -- 7856.652	>90th to 100th Percentile	1194	8.93	1263	9.56	1321	10.63	1247	10.69

		Weighted							
Value	Formatted Value	Q1		Q2		Q3		Q4	
		Count	Percent	Count	Percent	Count	Percent	Count	Percent
0.000 -- 79.705	Minimum to 10th Percentile	191167	2.64	180151	2.48	180895	2.49	166513	2.27
80.570 -- 143.491	>10th to 25th Percentile	225679	3.11	242689	3.35	191931	2.64	184973	2.53
143.696 -- 291.869	>25th to 50th Percentile	721271	9.95	674537	9.30	613963	8.45	597661	8.16
292.265 -- 757.125	>50th to 75th Percentile	1511624	20.85	1436983	19.81	1521428	20.95	1498756	20.47
762.985 -- 1541.866	>75th to 90th Percentile	1946003	26.85	1919099	26.46	1832954	25.24	1939962	26.49
1550.636 -- 7856.652	>90th to 100th Percentile	2653026	36.60	2799850	38.60	2921956	40.23	2934767	40.08

**FWRWT27 -
Replicated/Jackknife quarterly weight 27**

		Unweighted							
Value	Formatted Value	Q1		Q2		Q3		Q4	
		Count	Percent	Count	Percent	Count	Percent	Count	Percent
0.000 -- 80.147	Minimum to 10th Percentile	1403	10.49	1468	11.11	1271	10.22	1003	8.60
80.328 -- 143.495	>10th to 25th Percentile	2085	15.60	2135	16.16	1711	13.76	1656	14.19
143.665 -- 290.801	>25th to 50th Percentile	3543	26.50	3253	24.62	2995	24.09	2837	24.31
291.502 -- 759.951	>50th to 75th Percentile	3152	23.58	3163	23.94	3293	26.49	3050	26.14
766.918 -- 1529.353	>75th to 90th Percentile	1996	14.93	1936	14.65	1834	14.75	1841	15.78
1532.751 -- 7576.850	>90th to 100th Percentile	1190	8.90	1259	9.53	1328	10.68	1282	10.99

		Weighted							
Value	Formatted Value	Q1		Q2		Q3		Q4	
		Count	Percent	Count	Percent	Count	Percent	Count	Percent
0.000 -- 80.147	Minimum to 10th Percentile	194737	2.69	203663	2.81	191439	2.64	157985	2.16
80.328 -- 143.495	>10th to 25th Percentile	226988	3.13	240903	3.32	191677	2.64	191824	2.62
143.665 -- 290.801	>25th to 50th Percentile	715949	9.88	656209	9.05	611620	8.42	597284	8.16
291.502 -- 759.951	>50th to 75th Percentile	1461918	20.17	1464280	20.19	1540643	21.21	1497865	20.46
766.918 -- 1529.353	>75th to 90th Percentile	2000022	27.59	1899850	26.19	1796641	24.74	1892599	25.85
1532.751 -- 7576.850	>90th to 100th Percentile	2649155	36.55	2788404	38.44	2931106	40.36	2985075	40.77

**FWRWT28 -
Replicated/Jackknife quarterly weight 28**

		Unweighted							
Value	Formatted Value	Q1		Q2		Q3		Q4	
		Count	Percent	Count	Percent	Count	Percent	Count	Percent
0.000 -- 80.118	Minimum to 10th Percentile	1397	10.45	1493	11.30	1245	10.01	993	8.51
80.303 -- 142.353	>10th to 25th Percentile	2083	15.58	2127	16.10	1716	13.80	1625	13.93
142.530 -- 291.534	>25th to 50th Percentile	3545	26.52	3257	24.65	2987	24.03	2885	24.72
291.605 -- 767.597	>50th to 75th Percentile	3155	23.60	3134	23.72	3323	26.73	3047	26.11
774.201 -- 1556.219	>75th to 90th Percentile	2005	15.00	1947	14.73	1833	14.74	1869	16.02
1562.150 -- 7462.191	>90th to 100th Percentile	1184	8.86	1256	9.51	1328	10.68	1250	10.71

		Weighted							
Value	Formatted Value	Q1		Q2		Q3		Q4	
		Count	Percent	Count	Percent	Count	Percent	Count	Percent
0.000 -- 80.118	Minimum to 10th Percentile	191029	2.64	211089	2.91	164589	2.27	151908	2.07
80.303 -- 142.353	>10th to 25th Percentile	226754	3.13	240536	3.32	192534	2.65	186190	2.54
142.530 -- 291.534	>25th to 50th Percentile	716794	9.89	658561	9.08	609697	8.39	604491	8.26
291.605 -- 767.597	>50th to 75th Percentile	1461326	20.16	1448369	19.97	1555670	21.42	1496069	20.43
774.201 -- 1556.219	>75th to 90th Percentile	2009023	27.72	1910720	26.34	1801244	24.80	1939361	26.48
1562.150 -- 7462.191	>90th to 100th Percentile	2643844	36.47	2784035	38.38	2939394	40.47	2944613	40.21

**FWRWT29 -
Replicated/Jackknife quarterly weight 29**

		Unweighted							
Value	Formatted Value	Q1		Q2		Q3		Q4	
		Count	Percent	Count	Percent	Count	Percent	Count	Percent
0.000 -- 80.212	Minimum to 10th Percentile	1401	10.48	1449	10.97	1242	9.99	1038	8.90
80.786 -- 143.434	>10th to 25th Percentile	2098	15.69	2173	16.44	1724	13.87	1566	13.42
143.566 -- 291.940	>25th to 50th Percentile	3528	26.39	3225	24.41	3026	24.34	2900	24.85
292.302 -- 759.648	>50th to 75th Percentile	3212	24.03	3157	23.89	3274	26.34	3034	26.00
761.990 -- 1536.268	>75th to 90th Percentile	1943	14.53	1955	14.79	1829	14.71	1846	15.82
1540.836 -- 7958.444	>90th to 100th Percentile	1187	8.88	1255	9.50	1337	10.75	1285	11.01

		Weighted							
Value	Formatted Value	Q1		Q2		Q3		Q4	
		Count	Percent	Count	Percent	Count	Percent	Count	Percent
0.000 -- 80.212	Minimum to 10th Percentile	184190	2.54	196950	2.72	159794	2.20	174029	2.38
80.786 -- 143.434	>10th to 25th Percentile	228893	3.16	245894	3.39	194652	2.68	179569	2.45
143.566 -- 291.940	>25th to 50th Percentile	714757	9.86	652398	8.99	622701	8.57	605356	8.27
292.302 -- 759.648	>50th to 75th Percentile	1509251	20.82	1458847	20.11	1540107	21.20	1484427	20.27
761.990 -- 1536.268	>75th to 90th Percentile	1964614	27.10	1920390	26.48	1793029	24.69	1890840	25.82
1540.836 -- 7958.444	>90th to 100th Percentile	2647064	36.52	2778830	38.31	2952844	40.66	2988412	40.81

**FWRWT30 -
Replicated/Jackknife quarterly weight 30**

		Unweighted							
Value	Formatted Value	Q1		Q2		Q3		Q4	
		Count	Percent	Count	Percent	Count	Percent	Count	Percent
0.000 -- 79.845	Minimum to 10th Percentile	1413	10.57	1484	11.23	1259	10.13	1014	8.69
80.641 -- 142.253	>10th to 25th Percentile	2069	15.48	2109	15.96	1695	13.63	1582	13.56
142.762 -- 291.602	>25th to 50th Percentile	3551	26.56	3276	24.79	3016	24.26	2906	24.90
292.565 -- 757.962	>50th to 75th Percentile	3156	23.61	3131	23.69	3303	26.57	3052	26.15
761.584 -- 1542.983	>75th to 90th Percentile	1947	14.56	1963	14.86	1837	14.78	1854	15.89
1545.599 -- 8018.095	>90th to 100th Percentile	1233	9.22	1251	9.47	1322	10.63	1261	10.81

		Weighted							
Value	Formatted Value	Q1		Q2		Q3		Q4	
		Count	Percent	Count	Percent	Count	Percent	Count	Percent
0.000 -- 79.845	Minimum to 10th Percentile	195086	2.69	200099	2.76	191158	2.63	173662	2.37
80.641 -- 142.253	>10th to 25th Percentile	225318	3.11	238340	3.29	189788	2.61	181413	2.48
142.762 -- 291.602	>25th to 50th Percentile	716625	9.89	662305	9.13	614416	8.46	606283	8.28
292.565 -- 757.962	>50th to 75th Percentile	1462716	20.18	1450681	20.00	1543631	21.25	1497638	20.45
761.584 -- 1542.983	>75th to 90th Percentile	1929345	26.62	1931816	26.63	1799881	24.78	1912363	26.12
1545.599 -- 8018.095	>90th to 100th Percentile	2719680	37.52	2770069	38.19	2924254	40.26	2951273	40.30

**FWRWT31 -
Replicated/Jackknife quarterly weight 31**

		Unweighted							
Value	Formatted Value	Q1		Q2		Q3		Q4	
		Count	Percent	Count	Percent	Count	Percent	Count	Percent
0.000 -- 80.382	Minimum to 10th Percentile	1385	10.36	1493	11.30	1225	9.85	1045	8.96
80.675 -- 143.273	>10th to 25th Percentile	2104	15.74	2125	16.08	1741	14.00	1582	13.56
144.031 -- 292.433	>25th to 50th Percentile	3564	26.66	3246	24.56	2989	24.04	2894	24.80
293.134 -- 760.567	>50th to 75th Percentile	3214	24.04	3142	23.78	3294	26.50	3035	26.01
763.271 -- 1547.980	>75th to 90th Percentile	1869	13.98	1942	14.70	1856	14.93	1871	16.03
1561.740 -- 7663.427	>90th to 100th Percentile	1233	9.22	1266	9.58	1327	10.67	1242	10.64

		Weighted							
Value	Formatted Value	Q1		Q2		Q3		Q4	
		Count	Percent	Count	Percent	Count	Percent	Count	Percent
0.000 -- 80.382	Minimum to 10th Percentile	169635	2.34	191203	2.64	164034	2.26	180231	2.46
80.675 -- 143.273	>10th to 25th Percentile	229973	3.17	240878	3.32	196028	2.70	182829	2.50
144.031 -- 292.433	>25th to 50th Percentile	725773	10.01	657767	9.07	613409	8.45	606566	8.28
293.134 -- 760.567	>50th to 75th Percentile	1525737	21.05	1455088	20.06	1542049	21.23	1491608	20.37
763.271 -- 1547.980	>75th to 90th Percentile	1874971	25.87	1905454	26.27	1816036	25.00	1938382	26.47
1561.740 -- 7663.427	>90th to 100th Percentile	2722682	37.56	2802920	38.64	2931573	40.36	2923015	39.92

**FWRWT32 -
Replicated/Jackknife quarterly weight 32**

		Unweighted							
Value	Formatted Value	Q1		Q2		Q3		Q4	
		Count	Percent	Count	Percent	Count	Percent	Count	Percent
0.000 -- 80.139	Minimum to 10th Percentile	1428	10.68	1446	10.94	1259	10.13	1023	8.77
80.655 -- 143.459	>10th to 25th Percentile	2100	15.71	2159	16.34	1690	13.59	1609	13.79
143.743 -- 292.481	>25th to 50th Percentile	3487	26.08	3283	24.84	3020	24.29	2859	24.50
293.084 -- 762.039	>50th to 75th Percentile	3166	23.68	3112	23.55	3291	26.47	3052	26.15
766.109 -- 1545.528	>75th to 90th Percentile	1961	14.67	1949	14.75	1847	14.86	1875	16.07
1553.270 -- 7483.093	>90th to 100th Percentile	1227	9.18	1265	9.57	1325	10.66	1251	10.72

		Weighted							
Value	Formatted Value	Q1		Q2		Q3		Q4	
		Count	Percent	Count	Percent	Count	Percent	Count	Percent
0.000 -- 80.139	Minimum to 10th Percentile	192740	2.66	176540	2.43	180451	2.48	148031	2.02
80.655 -- 143.459	>10th to 25th Percentile	230776	3.18	243487	3.36	190095	2.62	186984	2.55
143.743 -- 292.481	>25th to 50th Percentile	705825	9.74	667716	9.21	617529	8.50	601352	8.21
293.084 -- 762.039	>50th to 75th Percentile	1467113	20.24	1446061	19.94	1541926	21.23	1499881	20.48
766.109 -- 1545.528	>75th to 90th Percentile	1944366	26.82	1916179	26.42	1809051	24.91	1944375	26.55
1553.270 -- 7483.093	>90th to 100th Percentile	2707950	37.36	2803327	38.65	2924076	40.26	2942010	40.18

**FWRWT33 -
Replicated/Jackknife quarterly weight 33**

		Unweighted							
Value	Formatted Value	Q1		Q2		Q3		Q4	
		Count	Percent	Count	Percent	Count	Percent	Count	Percent
0.000 -- 79.896	Minimum to 10th Percentile	1417	10.60	1472	11.14	1242	9.99	1017	8.72
80.685 -- 143.411	>10th to 25th Percentile	2093	15.66	2129	16.11	1734	13.95	1647	14.11
143.502 -- 292.163	>25th to 50th Percentile	3524	26.36	3246	24.56	3049	24.53	2851	24.43
292.472 -- 761.147	>50th to 75th Percentile	3149	23.55	3168	23.97	3235	26.02	3038	26.03
766.281 -- 1544.353	>75th to 90th Percentile	1955	14.62	1941	14.69	1842	14.82	1874	16.06
1545.918 -- 7349.668	>90th to 100th Percentile	1231	9.21	1258	9.52	1330	10.70	1242	10.64

		Weighted							
Value	Formatted Value	Q1		Q2		Q3		Q4	
		Count	Percent	Count	Percent	Count	Percent	Count	Percent
0.000 -- 79.896	Minimum to 10th Percentile	193913	2.68	193005	2.66	172515	2.38	168193	2.30
80.685 -- 143.411	>10th to 25th Percentile	229643	3.17	241071	3.32	195198	2.69	190457	2.60
143.502 -- 292.163	>25th to 50th Percentile	715121	9.87	656288	9.05	630185	8.68	600143	8.20
292.472 -- 761.147	>50th to 75th Percentile	1461596	20.16	1468505	20.25	1525791	21.01	1493463	20.40
766.281 -- 1544.353	>75th to 90th Percentile	1932855	26.66	1910480	26.34	1803693	24.83	1942488	26.53
1545.918 -- 7349.668	>90th to 100th Percentile	2715642	37.46	2783961	38.38	2935746	40.42	2927888	39.98

**FWRWT34 -
Replicated/Jackknife quarterly weight 34**

		Unweighted							
Value	Formatted Value	Q1		Q2		Q3		Q4	
		Count	Percent	Count	Percent	Count	Percent	Count	Percent
0.000 -- 79.988	Minimum to 10th Percentile	1442	10.79	1419	10.74	1239	9.97	1043	8.94
80.321 -- 142.472	>10th to 25th Percentile	2013	15.06	2183	16.52	1720	13.84	1580	13.54
142.576 -- 291.497	>25th to 50th Percentile	3577	26.76	3282	24.84	3011	24.22	2847	24.40
291.948 -- 760.084	>50th to 75th Percentile	3155	23.60	3128	23.67	3290	26.46	3091	26.49
765.451 -- 1550.451	>75th to 90th Percentile	1948	14.57	1942	14.70	1849	14.87	1864	15.97
1551.667 -- 7723.682	>90th to 100th Percentile	1234	9.23	1260	9.54	1323	10.64	1244	10.66

		Weighted							
Value	Formatted Value	Q1		Q2		Q3		Q4	
		Count	Percent	Count	Percent	Count	Percent	Count	Percent
0.000 -- 79.988	Minimum to 10th Percentile	207672	2.86	182700	2.52	156743	2.16	171576	2.34
80.321 -- 142.472	>10th to 25th Percentile	218450	3.01	245249	3.38	193516	2.66	182899	2.50
142.576 -- 291.497	>25th to 50th Percentile	719586	9.93	665194	9.17	617368	8.50	592997	8.10
291.948 -- 760.084	>50th to 75th Percentile	1463525	20.19	1453893	20.04	1546664	21.29	1511866	20.65
765.451 -- 1550.451	>75th to 90th Percentile	1928783	26.61	1911730	26.36	1820000	25.06	1934895	26.42
1551.667 -- 7723.682	>90th to 100th Percentile	2710754	37.40	2794544	38.53	2928837	40.32	2928398	39.99

**FWRWT35 -
Replicated/Jackknife quarterly weight 35**

		Unweighted							
Value	Formatted Value	Q1		Q2		Q3		Q4	
		Count	Percent	Count	Percent	Count	Percent	Count	Percent
0.000 -- 80.485	Minimum to 10th Percentile	1394	10.43	1503	11.37	1235	9.93	1012	8.67
80.881 -- 143.330	>10th to 25th Percentile	2107	15.76	2111	15.98	1725	13.88	1615	13.84
143.623 -- 292.173	>25th to 50th Percentile	3548	26.54	3232	24.46	2992	24.07	2886	24.73
292.793 -- 759.452	>50th to 75th Percentile	3127	23.39	3167	23.97	3312	26.64	3053	26.16
763.745 -- 1543.682	>75th to 90th Percentile	1963	14.68	1936	14.65	1841	14.81	1859	15.93
1546.188 -- 7505.227	>90th to 100th Percentile	1230	9.20	1265	9.57	1327	10.67	1244	10.66

		Weighted							
Value	Formatted Value	Q1		Q2		Q3		Q4	
		Count	Percent	Count	Percent	Count	Percent	Count	Percent
0.000 -- 80.485	Minimum to 10th Percentile	190706	2.63	195933	2.70	175985	2.42	179302	2.45
80.881 -- 143.330	>10th to 25th Percentile	229765	3.17	239246	3.30	193829	2.67	186208	2.54
143.623 -- 292.173	>25th to 50th Percentile	718926	9.92	651755	8.99	611979	8.43	605755	8.27
292.793 -- 759.452	>50th to 75th Percentile	1452500	20.04	1464237	20.19	1549549	21.33	1500005	20.48
763.745 -- 1543.682	>75th to 90th Percentile	1942786	26.80	1901839	26.22	1803259	24.83	1927495	26.32
1546.188 -- 7505.227	>90th to 100th Percentile	2714087	37.44	2800299	38.61	2928526	40.32	2923867	39.93

**FWRWT36 -
Replicated/Jackknife quarterly weight 36**

		Unweighted							
Value	Formatted Value	Q1		Q2		Q3		Q4	
		Count	Percent	Count	Percent	Count	Percent	Count	Percent
0.000 -- 80.174	Minimum to 10th Percentile	1407	10.52	1452	10.99	1257	10.11	1010	8.66
80.991 -- 143.443	>10th to 25th Percentile	2084	15.59	2161	16.35	1701	13.68	1579	13.53
143.600 -- 291.102	>25th to 50th Percentile	3564	26.66	3254	24.63	3000	24.13	2894	24.80
291.735 -- 761.294	>50th to 75th Percentile	3132	23.43	3137	23.74	3317	26.68	3069	26.30
769.692 -- 1537.422	>75th to 90th Percentile	1998	14.95	1953	14.78	1820	14.64	1873	16.05
1541.235 -- 7438.567	>90th to 100th Percentile	1184	8.86	1257	9.51	1337	10.75	1244	10.66

		Weighted							
Value	Formatted Value	Q1		Q2		Q3		Q4	
		Count	Percent	Count	Percent	Count	Percent	Count	Percent
0.000 -- 80.174	Minimum to 10th Percentile	167777	2.31	190222	2.62	184080	2.53	157016	2.14
80.991 -- 143.443	>10th to 25th Percentile	228803	3.16	244326	3.37	191812	2.64	181752	2.48
143.600 -- 291.102	>25th to 50th Percentile	726002	10.02	660071	9.10	613142	8.44	603531	8.24
291.735 -- 761.294	>50th to 75th Percentile	1465981	20.22	1453182	20.03	1551267	21.36	1503572	20.53
769.692 -- 1537.422	>75th to 90th Percentile	2011935	27.76	1918811	26.45	1778023	24.48	1944053	26.55
1541.235 -- 7438.567	>90th to 100th Percentile	2648272	36.53	2786697	38.42	2944803	40.54	2932708	40.05

**FWRWT37 -
Replicated/Jackknife quarterly weight 37**

		Unweighted							
Value	Formatted Value	Q1		Q2		Q3		Q4	
		Count	Percent	Count	Percent	Count	Percent	Count	Percent
0.000 -- 80.415	Minimum to 10th Percentile	1421	10.63	1464	11.08	1242	9.99	989	8.48
80.670 -- 143.245	>10th to 25th Percentile	2073	15.51	2110	15.97	1724	13.87	1606	13.76
143.511 -- 293.272	>25th to 50th Percentile	3522	26.34	3301	24.98	3053	24.56	2913	24.96
293.404 -- 762.759	>50th to 75th Percentile	3153	23.58	3141	23.77	3227	25.96	3029	25.96
764.992 -- 1547.033	>75th to 90th Percentile	1970	14.74	1969	14.90	1862	14.98	1885	16.15
1548.611 -- 7447.330	>90th to 100th Percentile	1230	9.20	1229	9.30	1324	10.65	1247	10.69

		Weighted							
Value	Formatted Value	Q1		Q2		Q3		Q4	
		Count	Percent	Count	Percent	Count	Percent	Count	Percent
0.000 -- 80.415	Minimum to 10th Percentile	175418	2.42	179732	2.48	162534	2.24	169471	2.31
80.670 -- 143.245	>10th to 25th Percentile	227210	3.13	238749	3.29	193494	2.66	182765	2.50
143.511 -- 293.272	>25th to 50th Percentile	714172	9.85	668837	9.22	629779	8.67	607099	8.29
293.404 -- 762.759	>50th to 75th Percentile	1465666	20.22	1462108	20.16	1519102	20.92	1482424	20.24
764.992 -- 1547.033	>75th to 90th Percentile	1954730	26.97	1955867	26.97	1824640	25.12	1947571	26.60
1548.611 -- 7447.330	>90th to 100th Percentile	2711574	37.41	2748016	37.89	2933577	40.39	2933303	40.06

**FWRWT38 -
Replicated/Jackknife quarterly weight 38**

		Unweighted							
Value	Formatted Value	Q1		Q2		Q3		Q4	
		Count	Percent	Count	Percent	Count	Percent	Count	Percent
0.000 -- 80.369	Minimum to 10th Percentile	1426	10.67	1477	11.18	1265	10.18	1008	8.64
81.109 -- 143.325	>10th to 25th Percentile	2086	15.60	2106	15.94	1699	13.67	1581	13.55
143.859 -- 291.744	>25th to 50th Percentile	3543	26.50	3270	24.75	3009	24.20	2896	24.82
293.907 -- 762.021	>50th to 75th Percentile	3132	23.43	3155	23.88	3289	26.46	3072	26.33
766.915 -- 1529.481	>75th to 90th Percentile	1997	14.94	1922	14.55	1847	14.86	1842	15.79
1542.169 -- 7424.421	>90th to 100th Percentile	1185	8.86	1284	9.72	1323	10.64	1270	10.88

		Weighted							
Value	Formatted Value	Q1		Q2		Q3		Q4	
		Count	Percent	Count	Percent	Count	Percent	Count	Percent
0.000 -- 80.369	Minimum to 10th Percentile	187765	2.59	176904	2.44	169631	2.34	168577	2.30
81.109 -- 143.325	>10th to 25th Percentile	229403	3.16	239315	3.30	191759	2.64	180918	2.47
143.859 -- 291.744	>25th to 50th Percentile	722932	9.97	661572	9.12	616801	8.49	601715	8.22
293.907 -- 762.021	>50th to 75th Percentile	1462014	20.17	1464084	20.19	1541612	21.23	1504346	20.54
766.915 -- 1529.481	>75th to 90th Percentile	2003947	27.65	1881769	25.94	1814202	24.98	1899471	25.94
1542.169 -- 7424.421	>90th to 100th Percentile	2642709	36.46	2829666	39.01	2929122	40.33	2967606	40.53

**FWRWT39 -
Replicated/Jackknife quarterly weight 39**

		Unweighted							
Value	Formatted Value	Q1		Q2		Q3		Q4	
		Count	Percent	Count	Percent	Count	Percent	Count	Percent
0.000 -- 79.899	Minimum to 10th Percentile	1422	10.64	1455	11.01	1252	10.07	1024	8.78
80.211 -- 143.499	>10th to 25th Percentile	2081	15.57	2164	16.38	1697	13.65	1557	13.34
143.645 -- 291.343	>25th to 50th Percentile	3567	26.68	3280	24.82	2995	24.09	2908	24.92
291.626 -- 758.411	>50th to 75th Percentile	3077	23.02	3113	23.56	3306	26.59	3053	26.16
759.280 -- 1554.664	>75th to 90th Percentile	1990	14.89	1936	14.65	1859	14.95	1880	16.11
1557.134 -- 7610.840	>90th to 100th Percentile	1232	9.22	1266	9.58	1323	10.64	1247	10.69

		Weighted							
Value	Formatted Value	Q1		Q2		Q3		Q4	
		Count	Percent	Count	Percent	Count	Percent	Count	Percent
0.000 -- 79.899	Minimum to 10th Percentile	193484	2.67	200196	2.76	161396	2.22	158589	2.17
80.211 -- 143.499	>10th to 25th Percentile	227031	3.13	243830	3.36	190830	2.63	179617	2.45
143.645 -- 291.343	>25th to 50th Percentile	724919	10.00	665984	9.18	611184	8.41	607663	8.30
291.626 -- 758.411	>50th to 75th Percentile	1425163	19.66	1442865	19.89	1546025	21.29	1499767	20.48
759.280 -- 1554.664	>75th to 90th Percentile	1964669	27.10	1899583	26.19	1825015	25.13	1949480	26.62
1557.134 -- 7610.840	>90th to 100th Percentile	2713505	37.43	2800851	38.61	2928676	40.32	2927518	39.98

**FWRWT40 -
Replicated/Jackknife quarterly weight 40**

		Unweighted							
Value	Formatted Value	Q1		Q2		Q3		Q4	
		Count	Percent	Count	Percent	Count	Percent	Count	Percent
0.000 -- 80.647	Minimum to 10th Percentile	1450	10.85	1500	11.35	1270	10.22	1009	8.65
80.870 -- 143.492	>10th to 25th Percentile	2073	15.51	2112	15.98	1707	13.73	1598	13.69
143.508 -- 290.794	>25th to 50th Percentile	3498	26.17	3262	24.69	2983	23.99	2889	24.76
291.639 -- 756.130	>50th to 75th Percentile	3218	24.07	3132	23.70	3302	26.56	3057	26.20
763.521 -- 1531.194	>75th to 90th Percentile	1935	14.47	1942	14.70	1841	14.81	1838	15.75
1534.855 -- 7574.098	>90th to 100th Percentile	1195	8.94	1266	9.58	1329	10.69	1278	10.95

		Weighted							
Value	Formatted Value	Q1		Q2		Q3		Q4	
		Count	Percent	Count	Percent	Count	Percent	Count	Percent
0.000 -- 80.647	Minimum to 10th Percentile	182772	2.52	195069	2.69	167160	2.30	158846	2.17
80.870 -- 143.492	>10th to 25th Percentile	227917	3.14	239803	3.31	193725	2.67	184162	2.51
143.508 -- 290.794	>25th to 50th Percentile	708929	9.78	661463	9.12	612591	8.43	604366	8.25
291.639 -- 756.130	>50th to 75th Percentile	1511843	20.86	1452117	20.02	1547155	21.30	1499630	20.48
763.521 -- 1531.194	>75th to 90th Percentile	1955451	26.98	1905287	26.27	1806976	24.88	1891428	25.83
1534.855 -- 7574.098	>90th to 100th Percentile	2661857	36.72	2799571	38.60	2935520	40.42	2984200	40.75

**FWRWT41 -
Replicated/Jackknife quarterly weight 41**

		Unweighted							
Value	Formatted Value	Q1		Q2		Q3		Q4	
		Count	Percent	Count	Percent	Count	Percent	Count	Percent
0.000 -- 80.018	Minimum to 10th Percentile	1445	10.81	1468	11.11	1265	10.18	968	8.30
80.563 -- 143.397	>10th to 25th Percentile	2053	15.36	2108	15.95	1715	13.80	1650	14.14
143.683 -- 291.916	>25th to 50th Percentile	3532	26.42	3298	24.96	2996	24.10	2855	24.47
293.492 -- 760.467	>50th to 75th Percentile	3144	23.52	3149	23.83	3302	26.56	3061	26.23
763.745 -- 1558.665	>75th to 90th Percentile	1969	14.73	1929	14.60	1817	14.62	1894	16.23
1563.503 -- 7787.213	>90th to 100th Percentile	1226	9.17	1262	9.55	1337	10.75	1241	10.64
		Weighted							
Value	Formatted Value	Q1		Q2		Q3		Q4	
		Count	Percent	Count	Percent	Count	Percent	Count	Percent
0.000 -- 80.018	Minimum to 10th Percentile	203824	2.81	192190	2.65	173491	2.39	159370	2.18
80.563 -- 143.397	>10th to 25th Percentile	224602	3.10	236904	3.27	193582	2.67	188762	2.58
143.683 -- 291.916	>25th to 50th Percentile	713412	9.84	665646	9.18	614419	8.46	596254	8.14
293.492 -- 760.467	>50th to 75th Percentile	1450674	20.01	1464219	20.19	1549240	21.33	1489472	20.34
763.745 -- 1558.665	>75th to 90th Percentile	1947620	26.87	1897579	26.16	1779278	24.50	1960777	26.78
1563.503 -- 7787.213	>90th to 100th Percentile	2708638	37.37	2796772	38.56	2953118	40.66	2927998	39.99

**FWRWT42 -
Replicated/Jackknife quarterly weight 42**

		Unweighted							
Value	Formatted Value	Q1		Q2		Q3		Q4	
		Count	Percent	Count	Percent	Count	Percent	Count	Percent
0.000 -- 80.136	Minimum to 10th Percentile	1390	10.40	1466	11.09	1228	9.88	1012	8.67
80.168 -- 143.497	>10th to 25th Percentile	2091	15.64	2159	16.34	1722	13.85	1627	13.94
143.611 -- 292.256	>25th to 50th Percentile	3546	26.52	3252	24.61	3051	24.54	2825	24.21
292.674 -- 761.121	>50th to 75th Percentile	3139	23.48	3144	23.79	3262	26.24	3078	26.38
767.240 -- 1530.759	>75th to 90th Percentile	1965	14.70	1971	14.92	1845	14.84	1859	15.93
1551.482 -- 7418.102	>90th to 100th Percentile	1238	9.26	1222	9.25	1324	10.65	1268	10.87
		Weighted							
Value	Formatted Value	Q1		Q2		Q3		Q4	
		Count	Percent	Count	Percent	Count	Percent	Count	Percent
0.000 -- 80.136	Minimum to 10th Percentile	173418	2.39	194701	2.68	172804	2.38	153028	2.09
80.168 -- 143.497	>10th to 25th Percentile	227798	3.14	244933	3.38	192607	2.65	188002	2.57
143.611 -- 292.256	>25th to 50th Percentile	719037	9.92	660538	9.11	625554	8.61	590835	8.07
292.674 -- 761.121	>50th to 75th Percentile	1455597	20.08	1462396	20.16	1533158	21.11	1504561	20.55
767.240 -- 1530.759	>75th to 90th Percentile	1943309	26.81	1961565	27.04	1809559	24.91	1918175	26.20
1551.482 -- 7418.102	>90th to 100th Percentile	2729609	37.66	2729176	37.63	2929446	40.33	2968032	40.53

**FWRWT43 -
Replicated/Jackknife quarterly weight 43**

		Unweighted							
Value	Formatted Value	Q1		Q2		Q3		Q4	
		Count	Percent	Count	Percent	Count	Percent	Count	Percent
0.000 -- 78.735	Minimum to 10th Percentile	1436	10.74	1470	11.12	1248	10.04	978	8.38
80.033 -- 142.135	>10th to 25th Percentile	2062	15.42	2131	16.13	1703	13.70	1655	14.18
142.720 -- 290.861	>25th to 50th Percentile	3539	26.47	3239	24.51	3046	24.50	2855	24.47
291.342 -- 762.206	>50th to 75th Percentile	3146	23.53	3180	24.07	3263	26.25	3063	26.25
764.011 -- 1554.015	>75th to 90th Percentile	1953	14.61	1935	14.64	1841	14.81	1895	16.24
1560.627 -- 7501.100	>90th to 100th Percentile	1233	9.22	1259	9.53	1331	10.71	1223	10.48
		Weighted							
Value	Formatted Value	Q1		Q2		Q3		Q4	
		Count	Percent	Count	Percent	Count	Percent	Count	Percent
0.000 -- 78.735	Minimum to 10th Percentile	210778	2.91	202077	2.79	180455	2.48	161543	2.21
80.033 -- 142.135	>10th to 25th Percentile	224844	3.10	240864	3.32	190038	2.62	189918	2.59
142.720 -- 290.861	>25th to 50th Percentile	715158	9.87	653348	9.01	623355	8.58	597307	8.16
291.342 -- 762.206	>50th to 75th Percentile	1455624	20.08	1471376	20.29	1529964	21.06	1501131	20.50
764.011 -- 1554.015	>75th to 90th Percentile	1931014	26.64	1902786	26.23	1801500	24.80	1975394	26.98
1560.627 -- 7501.100	>90th to 100th Percentile	2711351	37.40	2782858	38.37	2937815	40.45	2897339	39.57

**FWRWT44 -
Replicated/Jackknife quarterly weight 44**

		Unweighted							
Value	Formatted Value	Q1		Q2		Q3		Q4	
		Count	Percent	Count	Percent	Count	Percent	Count	Percent
0.000 -- 80.049	Minimum to 10th Percentile	1424	10.65	1478	11.19	1244	10.01	1002	8.59
80.888 -- 142.377	>10th to 25th Percentile	2036	15.23	2138	16.18	1748	14.06	1611	13.81
142.547 -- 292.696	>25th to 50th Percentile	3563	26.65	3224	24.40	2985	24.01	2910	24.94
292.809 -- 759.331	>50th to 75th Percentile	3160	23.64	3170	23.99	3281	26.39	3035	26.01
760.788 -- 1548.287	>75th to 90th Percentile	2000	14.96	1947	14.73	1849	14.87	1845	15.81
1550.617 -- 8345.481	>90th to 100th Percentile	1186	8.87	1257	9.51	1325	10.66	1266	10.85
		Weighted							
Value	Formatted Value	Q1		Q2		Q3		Q4	
		Count	Percent	Count	Percent	Count	Percent	Count	Percent
0.000 -- 80.049	Minimum to 10th Percentile	180640	2.49	195072	2.69	178884	2.46	176450	2.41
80.888 -- 142.377	>10th to 25th Percentile	223129	3.08	240787	3.32	196893	2.71	183855	2.51
142.547 -- 292.696	>25th to 50th Percentile	720351	9.94	649280	8.95	612811	8.44	608798	8.31
292.809 -- 759.331	>50th to 75th Percentile	1468120	20.25	1465851	20.21	1533903	21.12	1491092	20.36
760.788 -- 1548.287	>75th to 90th Percentile	2007758	27.70	1914408	26.39	1809806	24.92	1901551	25.97
1550.617 -- 8345.481	>90th to 100th Percentile	2648771	36.54	2787911	38.44	2930831	40.35	2960886	40.43

**FWRWT45 -
Replicated/Jackknife quarterly weight 45**

		Unweighted							
Value	Formatted Value	Q1		Q2		Q3		Q4	
		Count	Percent	Count	Percent	Count	Percent	Count	Percent
0.000 -- 80.497	Minimum to 10th Percentile	1443	10.79	1451	10.98	1225	9.85	1009	8.65
80.638 -- 142.384	>10th to 25th Percentile	2055	15.37	2149	16.26	1726	13.88	1581	13.55
142.584 -- 291.713	>25th to 50th Percentile	3561	26.64	3271	24.75	2992	24.07	2905	24.90
292.154 -- 761.240	>50th to 75th Percentile	3144	23.52	3134	23.72	3313	26.65	3054	26.17
764.960 -- 1541.405	>75th to 90th Percentile	1981	14.82	1950	14.76	1844	14.83	1873	16.05
1546.970 -- 7891.269	>90th to 100th Percentile	1185	8.86	1259	9.53	1332	10.71	1247	10.69
		Weighted							
Value	Formatted Value	Q1		Q2		Q3		Q4	
		Count	Percent	Count	Percent	Count	Percent	Count	Percent
0.000 -- 80.497	Minimum to 10th Percentile	196696	2.71	184233	2.54	167277	2.30	172018	2.35
80.638 -- 142.384	>10th to 25th Percentile	224905	3.10	243192	3.35	193495	2.66	181025	2.47
142.584 -- 291.713	>25th to 50th Percentile	723076	9.98	662715	9.14	609037	8.39	604743	8.26
292.154 -- 761.240	>50th to 75th Percentile	1469095	20.27	1454068	20.05	1544860	21.27	1495008	20.42
764.960 -- 1541.405	>75th to 90th Percentile	1992485	27.49	1916832	26.43	1805709	24.86	1938967	26.48
1546.970 -- 7891.269	>90th to 100th Percentile	2642513	36.45	2792270	38.50	2942748	40.52	2930872	40.02

**FWRWT46 -
Replicated/Jackknife quarterly weight 46**

		Unweighted							
Value	Formatted Value	Q1		Q2		Q3		Q4	
		Count	Percent	Count	Percent	Count	Percent	Count	Percent
0.000 -- 79.935	Minimum to 10th Percentile	1421	10.63	1483	11.22	1252	10.07	1016	8.71
80.350 -- 143.319	>10th to 25th Percentile	2058	15.39	2114	16.00	1724	13.87	1597	13.69
143.597 -- 290.756	>25th to 50th Percentile	3576	26.75	3276	24.79	2970	23.89	2872	24.61
290.940 -- 763.866	>50th to 75th Percentile	3148	23.55	3152	23.85	3293	26.49	3061	26.23
767.262 -- 1541.394	>75th to 90th Percentile	1979	14.80	1958	14.82	1860	14.96	1861	15.95
1553.942 -- 7662.652	>90th to 100th Percentile	1187	8.88	1231	9.32	1333	10.72	1262	10.81
		Weighted							
Value	Formatted Value	Q1		Q2		Q3		Q4	
		Count	Percent	Count	Percent	Count	Percent	Count	Percent
0.000 -- 79.935	Minimum to 10th Percentile	188841	2.61	205285	2.83	167332	2.30	169387	2.31
80.350 -- 143.319	>10th to 25th Percentile	224977	3.10	238001	3.28	193825	2.67	183751	2.51
143.597 -- 290.756	>25th to 50th Percentile	724551	10.00	660693	9.11	605886	8.34	599900	8.19
290.940 -- 763.866	>50th to 75th Percentile	1471780	20.30	1461276	20.15	1531355	21.08	1498150	20.46
767.262 -- 1541.394	>75th to 90th Percentile	1991170	27.47	1941092	26.76	1818170	25.03	1918888	26.20
1553.942 -- 7662.652	>90th to 100th Percentile	2647451	36.52	2746963	37.87	2946559	40.57	2952555	40.32

**FWRWT47 -
Replicated/Jackknife quarterly weight 47**

		Unweighted							
Value	Formatted Value	Q1		Q2		Q3		Q4	
		Count	Percent	Count	Percent	Count	Percent	Count	Percent
0.000 -- 80.158	Minimum to 10th Percentile	1401	10.48	1475	11.16	1266	10.18	994	8.52
80.370 -- 143.282	>10th to 25th Percentile	2093	15.66	2116	16.01	1735	13.96	1616	13.85
143.529 -- 292.267	>25th to 50th Percentile	3503	26.20	3277	24.80	2977	23.95	2907	24.91
292.324 -- 755.462	>50th to 75th Percentile	3205	23.97	3136	23.73	3280	26.38	3037	26.03
759.264 -- 1544.707	>75th to 90th Percentile	1982	14.83	1949	14.75	1846	14.85	1870	16.03
1552.200 -- 7514.088	>90th to 100th Percentile	1185	8.86	1261	9.54	1328	10.68	1245	10.67

		Weighted							
Value	Formatted Value	Q1		Q2		Q3		Q4	
		Count	Percent	Count	Percent	Count	Percent	Count	Percent
0.000 -- 80.158	Minimum to 10th Percentile	176232	2.43	186841	2.58	190776	2.63	169333	2.31
80.370 -- 143.282	>10th to 25th Percentile	229241	3.16	239441	3.30	196317	2.70	184634	2.52
143.529 -- 292.267	>25th to 50th Percentile	708264	9.77	662796	9.14	610867	8.41	607714	8.30
292.324 -- 755.462	>50th to 75th Percentile	1487992	20.53	1452906	20.03	1532734	21.10	1490483	20.35
759.264 -- 1544.707	>75th to 90th Percentile	1995711	27.53	1917780	26.44	1803456	24.83	1935765	26.44
1552.200 -- 7514.088	>90th to 100th Percentile	2651330	36.58	2793545	38.51	2928977	40.33	2934703	40.08

**FWRWT48 -
Replicated/Jackknife quarterly weight 48**

		Unweighted							
Value	Formatted Value	Q1		Q2		Q3		Q4	
		Count	Percent	Count	Percent	Count	Percent	Count	Percent
0.000 -- 79.668	Minimum to 10th Percentile	1409	10.54	1472	11.14	1244	10.01	1004	8.60
80.045 -- 142.255	>10th to 25th Percentile	2067	15.46	2114	16.00	1723	13.86	1580	13.54
142.677 -- 291.055	>25th to 50th Percentile	3539	26.47	3274	24.78	3008	24.20	2938	25.18
291.813 -- 760.862	>50th to 75th Percentile	3146	23.53	3151	23.85	3302	26.56	3029	25.96
762.676 -- 1533.529	>75th to 90th Percentile	2015	15.07	1926	14.58	1830	14.72	1852	15.87
1547.204 -- 7384.942	>90th to 100th Percentile	1193	8.92	1277	9.66	1325	10.66	1266	10.85

		Weighted							
Value	Formatted Value	Q1		Q2		Q3		Q4	
		Count	Percent	Count	Percent	Count	Percent	Count	Percent
0.000 -- 79.668	Minimum to 10th Percentile	166722	2.30	187233	2.58	186721	2.57	159795	2.18
80.045 -- 142.255	>10th to 25th Percentile	225435	3.11	237323	3.27	192888	2.66	181065	2.47
142.677 -- 291.055	>25th to 50th Percentile	716206	9.88	659214	9.09	615424	8.47	614841	8.40
291.813 -- 760.862	>50th to 75th Percentile	1456074	20.09	1458069	20.10	1548754	21.32	1491258	20.37
762.676 -- 1533.529	>75th to 90th Percentile	2020052	27.87	1888510	26.04	1793933	24.70	1913754	26.13
1547.204 -- 7384.942	>90th to 100th Percentile	2664280	36.75	2822962	38.92	2925407	40.28	2961921	40.45

**FWRWT49 -
Replicated/Jackknife quarterly weight 49**

		Unweighted							
Value	Formatted Value	Q1		Q2		Q3		Q4	
		Count	Percent	Count	Percent	Count	Percent	Count	Percent
0.000 -- 79.572	Minimum to 10th Percentile	1428	10.68	1459	11.04	1268	10.20	985	8.44
80.163 -- 143.386	>10th to 25th Percentile	2091	15.64	2160	16.35	1700	13.67	1607	13.77
143.937 -- 290.990	>25th to 50th Percentile	3508	26.24	3259	24.66	3002	24.15	2883	24.71
291.551 -- 764.210	>50th to 75th Percentile	3161	23.64	3134	23.72	3288	26.45	3078	26.38
768.449 -- 1544.682	>75th to 90th Percentile	1944	14.54	1969	14.90	1846	14.85	1878	16.09
1559.882 -- 7747.961	>90th to 100th Percentile	1237	9.25	1233	9.33	1328	10.68	1238	10.61
		Weighted							
Value	Formatted Value	Q1		Q2		Q3		Q4	
		Count	Percent	Count	Percent	Count	Percent	Count	Percent
0.000 -- 79.572	Minimum to 10th Percentile	197203	2.72	198049	2.73	169280	2.33	147527	2.01
80.163 -- 143.386	>10th to 25th Percentile	229738	3.17	242830	3.35	191747	2.64	184486	2.52
143.937 -- 290.990	>25th to 50th Percentile	711251	9.81	659636	9.09	613960	8.45	602284	8.22
291.551 -- 764.210	>50th to 75th Percentile	1468899	20.26	1457028	20.09	1538298	21.18	1508964	20.61
768.449 -- 1544.682	>75th to 90th Percentile	1923025	26.53	1950861	26.90	1810348	24.93	1954055	26.69
1559.882 -- 7747.961	>90th to 100th Percentile	2718654	37.51	2744905	37.84	2939493	40.47	2925316	39.95

**FWRWT50 -
Replicated/Jackknife quarterly weight 50**

		Unweighted							
Value	Formatted Value	Q1		Q2		Q3		Q4	
		Count	Percent	Count	Percent	Count	Percent	Count	Percent
0.000 -- 79.805	Minimum to 10th Percentile	1423	10.64	1442	10.91	1270	10.22	1015	8.70
80.581 -- 142.432	>10th to 25th Percentile	2074	15.51	2173	16.44	1668	13.42	1566	13.42
142.596 -- 291.082	>25th to 50th Percentile	3557	26.61	3233	24.47	3048	24.52	2933	25.13
291.757 -- 758.108	>50th to 75th Percentile	3130	23.41	3151	23.85	3278	26.37	3051	26.15
762.275 -- 1545.007	>75th to 90th Percentile	1944	14.54	1988	15.04	1837	14.78	1837	15.74
1548.273 -- 7540.866	>90th to 100th Percentile	1241	9.28	1227	9.29	1331	10.71	1267	10.86
		Weighted							
Value	Formatted Value	Q1		Q2		Q3		Q4	
		Count	Percent	Count	Percent	Count	Percent	Count	Percent
0.000 -- 79.805	Minimum to 10th Percentile	185711	2.56	191027	2.63	182910	2.52	193273	2.64
80.581 -- 142.432	>10th to 25th Percentile	227457	3.14	244927	3.38	186961	2.57	179427	2.45
142.596 -- 291.082	>25th to 50th Percentile	722780	9.97	653940	9.02	621968	8.56	611725	8.35
291.757 -- 758.108	>50th to 75th Percentile	1457274	20.10	1456383	20.08	1533043	21.11	1495916	20.43
762.275 -- 1545.007	>75th to 90th Percentile	1922911	26.53	1970390	27.17	1798700	24.76	1890025	25.81
1548.273 -- 7540.866	>90th to 100th Percentile	2732637	37.70	2736643	37.73	2939545	40.47	2952267	40.32

**FWRWT51 -
Replicated/Jackknife quarterly weight 51**

		Unweighted							
Value	Formatted Value	Q1		Q2		Q3		Q4	
		Count	Percent	Count	Percent	Count	Percent	Count	Percent
0.000 -- 79.117	Minimum to 10th Percentile	1395	10.43	1472	11.14	1240	9.97	1010	8.66
80.237 -- 143.360	>10th to 25th Percentile	2123	15.88	2124	16.07	1730	13.92	1628	13.95
143.689 -- 291.224	>25th to 50th Percentile	3504	26.21	3251	24.60	3023	24.32	2875	24.64
291.252 -- 755.744	>50th to 75th Percentile	3178	23.77	3166	23.96	3258	26.21	3035	26.01
761.545 -- 1541.280	>75th to 90th Percentile	1987	14.86	1944	14.71	1857	14.94	1856	15.91
1543.953 -- 7506.158	>90th to 100th Percentile	1182	8.84	1257	9.51	1324	10.65	1265	10.84

		Weighted							
Value	Formatted Value	Q1		Q2		Q3		Q4	
		Count	Percent	Count	Percent	Count	Percent	Count	Percent
0.000 -- 79.117	Minimum to 10th Percentile	184639	2.55	202204	2.79	186410	2.57	173871	2.37
80.237 -- 143.360	>10th to 25th Percentile	232561	3.21	239877	3.31	193792	2.67	187131	2.56
143.689 -- 291.224	>25th to 50th Percentile	709873	9.79	655677	9.04	619304	8.53	602375	8.23
291.252 -- 755.744	>50th to 75th Percentile	1477400	20.38	1465420	20.20	1523074	20.97	1488064	20.32
761.545 -- 1541.280	>75th to 90th Percentile	2002486	27.63	1911032	26.35	1816142	25.00	1912614	26.12
1543.953 -- 7506.158	>90th to 100th Percentile	2641810	36.44	2779100	38.31	2924405	40.26	2958578	40.40

**FWRWT52 -
Replicated/Jackknife quarterly weight 52**

		Unweighted							
Value	Formatted Value	Q1		Q2		Q3		Q4	
		Count	Percent	Count	Percent	Count	Percent	Count	Percent
0.000 -- 80.229	Minimum to 10th Percentile	1427	10.67	1469	11.12	1268	10.20	991	8.49
80.426 -- 143.335	>10th to 25th Percentile	2084	15.59	2095	15.85	1739	13.99	1674	14.35
143.584 -- 291.226	>25th to 50th Percentile	3545	26.52	3298	24.96	2966	23.86	2821	24.18
292.343 -- 760.700	>50th to 75th Percentile	3112	23.28	3152	23.85	3306	26.59	3069	26.30
762.664 -- 1535.371	>75th to 90th Percentile	1962	14.68	1939	14.67	1827	14.70	1873	16.05
1546.592 -- 7486.805	>90th to 100th Percentile	1239	9.27	1261	9.54	1326	10.67	1241	10.64

		Weighted							
Value	Formatted Value	Q1		Q2		Q3		Q4	
		Count	Percent	Count	Percent	Count	Percent	Count	Percent
0.000 -- 80.229	Minimum to 10th Percentile	188038	2.59	185064	2.55	184625	2.54	157700	2.15
80.426 -- 143.335	>10th to 25th Percentile	227996	3.15	236701	3.26	196153	2.70	194226	2.65
143.584 -- 291.226	>25th to 50th Percentile	719582	9.93	666260	9.19	608826	8.38	593636	8.11
292.343 -- 760.700	>50th to 75th Percentile	1444624	19.93	1463578	20.18	1551258	21.36	1506481	20.57
762.664 -- 1535.371	>75th to 90th Percentile	1940052	26.76	1907884	26.30	1793592	24.69	1944387	26.55
1546.592 -- 7486.805	>90th to 100th Percentile	2728479	37.64	2793823	38.52	2928673	40.32	2926203	39.96

**FWRWT53 -
Replicated/Jackknife quarterly weight 53**

		Unweighted							
Value	Formatted Value	Q1		Q2		Q3		Q4	
		Count	Percent	Count	Percent	Count	Percent	Count	Percent
0.000 -- 79.457	Minimum to 10th Percentile	1402	10.49	1471	11.13	1247	10.03	1005	8.61
79.989 -- 143.272	>10th to 25th Percentile	2089	15.63	2131	16.13	1723	13.86	1622	13.90
143.537 -- 291.215	>25th to 50th Percentile	3530	26.40	3262	24.69	3015	24.25	2880	24.68
291.243 -- 761.083	>50th to 75th Percentile	3144	23.52	3142	23.78	3280	26.38	3045	26.09
766.104 -- 1549.660	>75th to 90th Percentile	1967	14.71	1949	14.75	1833	14.74	1879	16.10
1559.027 -- 7298.460	>90th to 100th Percentile	1237	9.25	1259	9.53	1334	10.73	1238	10.61
		Weighted							
Value	Formatted Value	Q1		Q2		Q3		Q4	
		Count	Percent	Count	Percent	Count	Percent	Count	Percent
0.000 -- 79.457	Minimum to 10th Percentile	177547	2.45	198499	2.74	168915	2.33	176538	2.41
79.989 -- 143.272	>10th to 25th Percentile	227920	3.14	240814	3.32	193224	2.66	186051	2.54
143.537 -- 291.215	>25th to 50th Percentile	713400	9.84	659316	9.09	617842	8.51	602965	8.23
291.243 -- 761.083	>50th to 75th Percentile	1452736	20.04	1453808	20.04	1540512	21.21	1495831	20.43
766.104 -- 1549.660	>75th to 90th Percentile	1947273	26.86	1914176	26.39	1795181	24.72	1948857	26.61
1559.027 -- 7298.460	>90th to 100th Percentile	2729894	37.66	2786696	38.42	2947452	40.58	2912390	39.77

**FWRWT54 -
Replicated/Jackknife quarterly weight 54**

		Unweighted							
Value	Formatted Value	Q1		Q2		Q3		Q4	
		Count	Percent	Count	Percent	Count	Percent	Count	Percent
0.000 -- 79.892	Minimum to 10th Percentile	1409	10.54	1428	10.81	1271	10.22	976	8.36
80.100 -- 142.251	>10th to 25th Percentile	2088	15.62	2174	16.45	1691	13.60	1618	13.87
142.553 -- 291.137	>25th to 50th Percentile	3530	26.40	3258	24.66	3020	24.29	2905	24.90
291.892 -- 751.862	>50th to 75th Percentile	3157	23.61	3151	23.85	3273	26.33	3063	26.25
764.903 -- 1531.432	>75th to 90th Percentile	1997	14.94	1938	14.67	1838	14.78	1854	15.89
1541.474 -- 7773.456	>90th to 100th Percentile	1188	8.89	1265	9.57	1339	10.77	1253	10.74
		Weighted							
Value	Formatted Value	Q1		Q2		Q3		Q4	
		Count	Percent	Count	Percent	Count	Percent	Count	Percent
0.000 -- 79.892	Minimum to 10th Percentile	189221	2.61	183033	2.52	170711	2.35	172356	2.35
80.100 -- 142.251	>10th to 25th Percentile	228358	3.15	244957	3.38	189762	2.61	183876	2.51
142.553 -- 291.137	>25th to 50th Percentile	715011	9.86	660001	9.10	617203	8.50	605443	8.27
291.892 -- 751.862	>50th to 75th Percentile	1466148	20.23	1460058	20.13	1531187	21.08	1504342	20.54
764.903 -- 1531.432	>75th to 90th Percentile	2004079	27.65	1902641	26.23	1796025	24.73	1917271	26.18
1541.474 -- 7773.456	>90th to 100th Percentile	2645953	36.50	2802621	38.64	2958239	40.73	2939345	40.14

**FWRWT55 -
Replicated/Jackknife quarterly weight 55**

		Unweighted							
Value	Formatted Value	Q1		Q2		Q3		Q4	
		Count	Percent	Count	Percent	Count	Percent	Count	Percent
0.000 -- 79.579	Minimum to 10th Percentile	1405	10.51	1470	11.12	1251	10.06	1000	8.57
79.925 -- 142.092	>10th to 25th Percentile	2107	15.76	2126	16.09	1730	13.92	1599	13.70
142.635 -- 290.979	>25th to 50th Percentile	3542	26.49	3258	24.66	2985	24.01	2902	24.87
291.433 -- 755.978	>50th to 75th Percentile	3108	23.25	3159	23.91	3300	26.54	3051	26.15
760.809 -- 1555.467	>75th to 90th Percentile	2024	15.14	1940	14.68	1826	14.69	1852	15.87
1560.856 -- 7466.415	>90th to 100th Percentile	1183	8.85	1261	9.54	1340	10.78	1265	10.84

		Weighted							
Value	Formatted Value	Q1		Q2		Q3		Q4	
		Count	Percent	Count	Percent	Count	Percent	Count	Percent
0.000 -- 79.579	Minimum to 10th Percentile	191222	2.64	195098	2.69	185488	2.55	172738	2.36
79.925 -- 142.092	>10th to 25th Percentile	229747	3.17	240272	3.31	193642	2.67	182923	2.50
142.635 -- 290.979	>25th to 50th Percentile	718634	9.91	658601	9.08	609190	8.39	605121	8.26
291.433 -- 755.978	>50th to 75th Percentile	1437756	19.83	1462570	20.16	1538788	21.19	1495635	20.42
760.809 -- 1555.467	>75th to 90th Percentile	2026257	27.95	1906222	26.28	1780401	24.51	1905571	26.02
1560.856 -- 7466.415	>90th to 100th Percentile	2645155	36.49	2790547	38.47	2955618	40.69	2960645	40.43

**FWRWT56 -
Replicated/Jackknife quarterly weight 56**

		Unweighted							
Value	Formatted Value	Q1		Q2		Q3		Q4	
		Count	Percent	Count	Percent	Count	Percent	Count	Percent
0.000 -- 79.704	Minimum to 10th Percentile	1407	10.52	1454	11.00	1256	10.10	996	8.54
80.086 -- 143.383	>10th to 25th Percentile	2084	15.59	2168	16.41	1741	14.00	1580	13.54
143.616 -- 290.586	>25th to 50th Percentile	3556	26.60	3248	24.58	2977	23.95	2918	25.01
291.746 -- 760.512	>50th to 75th Percentile	3176	23.76	3142	23.78	3282	26.40	3053	26.16
761.822 -- 1546.897	>75th to 90th Percentile	1972	14.75	1945	14.72	1846	14.85	1863	15.97
1556.770 -- 7471.690	>90th to 100th Percentile	1174	8.78	1257	9.51	1330	10.70	1259	10.79

		Weighted							
Value	Formatted Value	Q1		Q2		Q3		Q4	
		Count	Percent	Count	Percent	Count	Percent	Count	Percent
0.000 -- 79.704	Minimum to 10th Percentile	188053	2.59	199796	2.75	179467	2.47	163629	2.23
80.086 -- 143.383	>10th to 25th Percentile	227674	3.14	244634	3.37	196582	2.71	180306	2.46
143.616 -- 290.586	>25th to 50th Percentile	722363	9.97	657609	9.07	611039	8.41	608094	8.30
291.746 -- 760.512	>50th to 75th Percentile	1490160	20.56	1455204	20.06	1535327	21.14	1494952	20.42
761.822 -- 1546.897	>75th to 90th Percentile	1995198	27.52	1909323	26.32	1804860	24.85	1921876	26.25
1556.770 -- 7471.690	>90th to 100th Percentile	2625321	36.22	2786744	38.42	2935851	40.42	2953775	40.34

**FWRWT57 -
Replicated/Jackknife quarterly weight 57**

		Unweighted							
Value	Formatted Value	Q1		Q2		Q3		Q4	
		Count	Percent	Count	Percent	Count	Percent	Count	Percent
0.000 -- 80.015	Minimum to 10th Percentile	1396	10.44	1472	11.14	1252	10.07	1030	8.83
80.214 -- 143.439	>10th to 25th Percentile	2079	15.55	2143	16.22	1730	13.92	1588	13.61
143.671 -- 291.997	>25th to 50th Percentile	3531	26.41	3254	24.63	2989	24.04	2897	24.83
292.796 -- 759.621	>50th to 75th Percentile	3185	23.82	3150	23.84	3264	26.25	3037	26.03
764.788 -- 1539.123	>75th to 90th Percentile	1944	14.54	1968	14.89	1866	15.01	1853	15.88
1541.384 -- 7407.855	>90th to 100th Percentile	1234	9.23	1227	9.29	1331	10.71	1264	10.83

		Weighted							
Value	Formatted Value	Q1		Q2		Q3		Q4	
		Count	Percent	Count	Percent	Count	Percent	Count	Percent
0.000 -- 80.015	Minimum to 10th Percentile	178749	2.47	187121	2.58	164486	2.26	182509	2.49
80.214 -- 143.439	>10th to 25th Percentile	226155	3.12	243031	3.35	194656	2.68	182326	2.49
143.671 -- 291.997	>25th to 50th Percentile	711638	9.82	660950	9.11	613008	8.44	605215	8.26
292.796 -- 759.621	>50th to 75th Percentile	1477736	20.39	1467323	20.23	1522743	20.97	1487605	20.32
764.788 -- 1539.123	>75th to 90th Percentile	1931213	26.64	1957968	26.99	1824847	25.12	1908455	26.06
1541.384 -- 7407.855	>90th to 100th Percentile	2723281	37.57	2736917	37.73	2943387	40.53	2956521	40.38

**FWRWT58 -
Replicated/Jackknife quarterly weight 58**

		Unweighted							
Value	Formatted Value	Q1		Q2		Q3		Q4	
		Count	Percent	Count	Percent	Count	Percent	Count	Percent
0.000 -- 79.441	Minimum to 10th Percentile	1406	10.52	1475	11.16	1238	9.96	979	8.39
80.214 -- 143.328	>10th to 25th Percentile	2136	15.98	2135	16.16	1760	14.16	1626	13.93
143.563 -- 292.382	>25th to 50th Percentile	3481	26.04	3267	24.72	2979	23.96	2880	24.68
292.716 -- 763.091	>50th to 75th Percentile	3125	23.37	3147	23.82	3272	26.32	3061	26.23
766.261 -- 1545.090	>75th to 90th Percentile	2039	15.25	1927	14.58	1857	14.94	1878	16.09
1547.387 -- 7434.285	>90th to 100th Percentile	1182	8.84	1263	9.56	1326	10.67	1245	10.67

		Weighted							
Value	Formatted Value	Q1		Q2		Q3		Q4	
		Count	Percent	Count	Percent	Count	Percent	Count	Percent
0.000 -- 79.441	Minimum to 10th Percentile	188724	2.60	192690	2.66	176095	2.42	155431	2.12
80.214 -- 143.328	>10th to 25th Percentile	234396	3.23	241842	3.33	197976	2.73	185391	2.53
143.563 -- 292.382	>25th to 50th Percentile	706803	9.75	661821	9.12	611203	8.42	600059	8.19
292.716 -- 763.091	>50th to 75th Percentile	1441092	19.88	1464596	20.19	1528030	21.04	1497260	20.45
766.261 -- 1545.090	>75th to 90th Percentile	2039956	28.14	1897744	26.16	1814990	24.99	1948419	26.61
1547.387 -- 7434.285	>90th to 100th Percentile	2637799	36.39	2794617	38.53	2934834	40.41	2936073	40.10

**FWRWT59 -
Replicated/Jackknife quarterly weight 59**

		Unweighted							
Value	Formatted Value	Q1		Q2		Q3		Q4	
		Count	Percent	Count	Percent	Count	Percent	Count	Percent
0.000 -- 80.576	Minimum to 10th Percentile	1423	10.64	1465	11.09	1241	9.98	1038	8.90
80.756 -- 143.452	>10th to 25th Percentile	2060	15.41	2127	16.10	1688	13.58	1606	13.76
143.605 -- 291.212	>25th to 50th Percentile	3549	26.55	3277	24.80	3038	24.44	2873	24.62
291.312 -- 759.118	>50th to 75th Percentile	3141	23.49	3136	23.73	3315	26.67	3035	26.01
761.097 -- 1541.241	>75th to 90th Percentile	2003	14.98	1944	14.71	1818	14.62	1849	15.85
1544.731 -- 7401.269	>90th to 100th Percentile	1193	8.92	1265	9.57	1332	10.71	1268	10.87

		Weighted							
Value	Formatted Value	Q1		Q2		Q3		Q4	
		Count	Percent	Count	Percent	Count	Percent	Count	Percent
0.000 -- 80.576	Minimum to 10th Percentile	194690	2.69	187674	2.59	171520	2.36	168442	2.30
80.756 -- 143.452	>10th to 25th Percentile	224952	3.10	241610	3.33	188963	2.60	186325	2.54
143.605 -- 291.212	>25th to 50th Percentile	717203	9.89	665326	9.17	619475	8.53	603626	8.24
291.312 -- 759.118	>50th to 75th Percentile	1453318	20.05	1456657	20.08	1557873	21.45	1490560	20.36
761.097 -- 1541.241	>75th to 90th Percentile	2000700	27.60	1907143	26.29	1781682	24.53	1904672	26.01
1544.731 -- 7401.269	>90th to 100th Percentile	2657908	36.67	2794899	38.53	2943614	40.53	2969008	40.55

**FWRWT60 -
Replicated/Jackknife quarterly weight 60**

		Unweighted							
Value	Formatted Value	Q1		Q2		Q3		Q4	
		Count	Percent	Count	Percent	Count	Percent	Count	Percent
0.000 -- 79.504	Minimum to 10th Percentile	1414	10.58	1435	10.86	1252	10.07	997	8.54
79.875 -- 143.471	>10th to 25th Percentile	2077	15.54	2197	16.63	1726	13.88	1609	13.79
143.534 -- 292.276	>25th to 50th Percentile	3565	26.67	3235	24.48	2977	23.95	2899	24.84
292.605 -- 764.206	>50th to 75th Percentile	3142	23.50	3141	23.77	3304	26.58	3052	26.15
765.086 -- 1537.338	>75th to 90th Percentile	1937	14.49	1967	14.89	1840	14.80	1862	15.96
1540.705 -- 7579.955	>90th to 100th Percentile	1234	9.23	1239	9.38	1333	10.72	1250	10.71

		Weighted							
Value	Formatted Value	Q1		Q2		Q3		Q4	
		Count	Percent	Count	Percent	Count	Percent	Count	Percent
0.000 -- 79.504	Minimum to 10th Percentile	197887	2.73	172814	2.38	176245	2.43	166530	2.27
79.875 -- 143.471	>10th to 25th Percentile	225852	3.12	247650	3.41	194303	2.68	184628	2.52
143.534 -- 292.276	>25th to 50th Percentile	721489	9.95	657143	9.06	608588	8.38	606839	8.29
292.605 -- 764.206	>50th to 75th Percentile	1463726	20.19	1458931	20.11	1544101	21.26	1499086	20.47
765.086 -- 1537.338	>75th to 90th Percentile	1920220	26.49	1951218	26.90	1798510	24.76	1927539	26.32
1540.705 -- 7579.955	>90th to 100th Percentile	2719594	37.52	2765553	38.13	2941380	40.50	2938010	40.12

QUARTERLY FREQUENCIES – VERSION 3

H09008A - Have one person you think of as personal doctor						
Unweighted						
Value	Formatted Value	Count	Q1 Percent	Count	Q2 Percent	
.	Did not answer	6613	49.47	6525	49.38	
1	Yes	3726	27.87	3725	28.19	
2	No	3030	22.66	2964	22.43	
Weighted						
Value	Formatted Value	Count	Q1 Percent	Count	Q2 Percent	
.	Did not answer	19861	0.27	32743	0.45	
1	Yes	4903988	67.77	4938874	67.91	
2	No	2312731	31.96	2300572	31.64	

H09009A - Rating of your personal doctor or nurse						
Unweighted						
Value	Formatted Value	Count	Q1 Percent	Count	Q2 Percent	
.	Did not answer	6918	51.75	6782	51.32	
C	Should be skipped	138	1.03	142	1.07	
N	Don't have a personal doctor or nurse	2892	21.63	2822	21.36	
0	0	15	0.11	10	0.08	
1	1	9	0.07	8	0.06	
2	2	15	0.11	20	0.15	
3	3	38	0.28	31	0.23	
4	4	61	0.46	51	0.39	
5	5	220	1.65	183	1.38	
6	6	183	1.37	179	1.35	
7	7	424	3.17	434	3.28	
8	8	767	5.74	871	6.59	
9	9	639	4.78	714	5.40	
10	10	1050	7.85	967	7.32	

Weighted					
Value	Formatted Value	Count	Q1 Percent	Count	Q2 Percent
.	Did not answer	586766	8.11	470804	6.47
C	Should be skipped	154699	2.14	131538	1.81
N	Don't have a personal doctor or nurse	2158032	29.82	2169034	29.83
0	0	11466	0.16	15000	0.21
1	1	4980	0.07	10996	0.15
2	2	19838	0.27	14255	0.20
3	3	36410	0.50	37310	0.51
4	4	45547	0.63	37985	0.52
5	5	220708	3.05	215637	2.97
6	6	192366	2.66	190257	2.62
7	7	435743	6.02	491070	6.75
8	8	932019	12.88	1001500	13.77
9	9	830231	11.47	934205	12.85
10	10	1607775	22.22	1552600	21.35

H09010A - Had same personal Dr/nurse before joining health plan					
Unweighted					
Value	Formatted Value	Count	Q1 Percent	Count	Q2 Percent
.	Did not answer	6636	49.64	6544	49.52
C	Should be skipped	129	0.96	139	1.05
N	Valid skip	2901	21.70	2825	21.38
1	Yes	812	6.07	794	6.01
2	No	2891	21.62	2912	22.04
Weighted					
Value	Formatted Value	Count	Q1 Percent	Count	Q2 Percent
.	Did not answer	52183	0.72	65282	0.90
C	Should be skipped	141850	1.96	127484	1.75
N	Valid skip	2170881	30.00	2173089	29.88
1	Yes	1406258	19.43	1381123	18.99
2	No	3465408	47.89	3525213	48.48

H09011A - Health plan: problem to get a personal doctor or nurse you are happy with					
Unweighted					
Value	Formatted Value	Count	Q1 Percent	Count	Q2 Percent
.	Did not answer	6784	50.74	6654	50.36
C	Should be skipped	254	1.90	233	1.76
N	Valid skip	558	4.17	561	4.25
1	A big problem	1008	7.54	837	6.33
2	A small problem	1581	11.83	1539	11.65
3	Not a problem	3184	23.82	3390	25.65

Weighted					
Value	Formatted Value	Q1		Q2	
		Count	Percent	Count	Percent
.	Did not answer	206749	2.86	168497	2.32
C	Should be skipped	559819	7.74	502674	6.91
N	Valid skip	846439	11.70	878449	12.08
1	A big problem	798334	11.03	697668	9.59
2	A small problem	1437040	19.86	1382954	19.02
3	Not a problem	3388199	46.82	3641948	50.08

H09012A -					
In last year: you or a doctor or nurse think you needed to see a specialist					
Unweighted					
Value	Formatted Value	Q1		Q2	
		Count	Percent	Count	Percent
.	Did not answer	6616	49.49	6515	49.30
1	Yes	3758	28.11	3697	27.98
2	No	2995	22.40	3002	22.72
Weighted					
Value	Formatted Value	Q1		Q2	
		Count	Percent	Count	Percent
.	Did not answer	19221	0.27	15828	0.22
1	Yes	4143424	57.26	4329231	59.53
2	No	3073936	42.48	2927131	40.25

H09013A -					
In last year: how much of a problem to see a specialist you needed to see					
Unweighted					
Value	Formatted Value	Q1		Q2	
		Count	Percent	Count	Percent
.	Did not answer	6781	50.72	6692	50.64
C	Should be skipped	243	1.82	237	1.79
N	Didn't need to see specialist in past yr	2752	20.58	2765	20.92
1	A big problem	482	3.61	388	2.94
2	A small problem	793	5.93	765	5.79
3	Not a problem	2318	17.34	2367	17.91
Weighted					
Value	Formatted Value	Q1		Q2	
		Count	Percent	Count	Percent
.	Did not answer	283398	3.92	301204	4.14
C	Should be skipped	347348	4.80	329834	4.54
N	Didn't need to see specialist in past yr	2726587	37.68	2597297	35.72
1	A big problem	386660	5.34	300496	4.13
2	A small problem	722830	9.99	696641	9.58
3	Not a problem	2769757	38.27	3046718	41.90

H09014A - In last year: did you see a specialist					
Unweighted					
Value	Formatted Value	Count	Q1 Percent	Count	Q2 Percent
.	Did not answer	6623	49.54	6524	49.37
1	Yes	3596	26.90	3576	27.06
2	No	3150	23.56	3114	23.57
Weighted					
Value	Formatted Value	Count	Q1 Percent	Count	Q2 Percent
.	Did not answer	41540	0.57	34765	0.48
1	Yes	4063989	56.16	4246453	58.39
2	No	3131051	43.27	2990972	41.13

H09015A - Rating of specialist seen most often in last year					
Unweighted					
Value	Formatted Value	Count	Q1 Percent	Count	Q2 Percent
.	Did not answer	6760	50.56	6661	50.41
C	Should be skipped	146	1.09	129	0.98
N	Didn't see specialist in last 12 months	3004	22.47	2985	22.59
0	0	31	0.23	31	0.23
1	1	12	0.09	15	0.11
2	2	33	0.25	27	0.20
3	3	57	0.43	59	0.45
4	4	72	0.54	70	0.53
5	5	196	1.47	185	1.40
6	6	160	1.20	169	1.28
7	7	383	2.86	388	2.94
8	8	748	5.60	770	5.83
9	9	711	5.32	697	5.27
10	10	1056	7.90	1028	7.78

Weighted					
Value	Formatted Value	Q1		Q2	
		Count	Percent	Count	Percent
.	Did not answer	254219	3.51	271391	3.73
C	Should be skipped	218947	3.03	178120	2.45
N	Didn't see specialist in last 12 months	2912105	40.24	2812851	38.68
0	0	27008	0.37	27372	0.38
1	1	8103	0.11	10542	0.14
2	2	31515	0.44	24848	0.34
3	3	47995	0.66	53695	0.74
4	4	41435	0.57	63644	0.88
5	5	189060	2.61	179470	2.47
6	6	149872	2.07	163489	2.25
7	7	344661	4.76	364900	5.02
8	8	749052	10.35	765321	10.52
9	9	788724	10.90	819587	11.27
10	10	1473887	20.37	1536958	21.13

H09016A -

In last year: called a doctor's office or clinic during regular office hours to get help or advice for yourself

Unweighted					
Value	Formatted Value	Q1		Q2	
		Count	Percent	Count	Percent
.	Did not answer	6622	49.53	6522	49.36
1	Yes	3872	28.96	3802	28.77
2	No	2875	21.50	2890	21.87

Weighted					
Value	Formatted Value	Q1		Q2	
		Count	Percent	Count	Percent
.	Did not answer	25189	0.35	24557	0.34
1	Yes	4332089	59.86	4298433	59.11
2	No	2879303	39.79	2949199	40.55

H09017A -

In last year: when you called during regular office hours how often got help or advice you needed

Unweighted					
Value	Formatted Value	Q1		Q2	
		Count	Percent	Count	Percent
.	Did not answer	6775	50.68	6664	50.43
C	Should be skipped	116	0.87	112	0.85
N	Didn't ask for help/advice in past year	2759	20.64	2778	21.02
1	Never	183	1.37	159	1.20
2	Sometimes	771	5.77	733	5.55
3	Usually	1124	8.41	1139	8.62
4	Always	1641	12.27	1629	12.33

Weighted					
Value	Formatted Value	Q1		Q2	
		Count	Percent	Count	Percent
.	Did not answer	285382	3.94	251222	3.45
C	Should be skipped	164500	2.27	161013	2.21
N	Didn't ask for help/advice in past year	2714803	37.51	2788186	38.34
1	Never	151425	2.09	118770	1.63
2	Sometimes	572671	7.91	605588	8.33
3	Usually	1142119	15.78	1135250	15.61
4	Always	2205681	30.48	2212161	30.42

H09018A -					
In last year: have illness/injury/condition that needed care right away					
Unweighted					
Value	Formatted Value	Q1		Q2	
		Count	Percent	Count	Percent
.	Did not answer	6620	49.52	6519	49.33
1	Yes	2921	21.85	2907	22.00
2	No	3828	28.63	3788	28.67
Weighted					
Value	Formatted Value	Q1		Q2	
		Count	Percent	Count	Percent
.	Did not answer	27201	0.38	17627	0.24
1	Yes	3205037	44.29	3322773	45.69
2	No	4004343	55.33	3931790	54.07

H09019A -					
In last year: when needed care right away for an illness or injury got care as soon as wanted					
Unweighted					
Value	Formatted Value	Q1		Q2	
		Count	Percent	Count	Percent
.	Did not answer	6727	50.32	6621	50.11
C	Should be skipped	191	1.43	174	1.32
N	Didn't need care right away in past year	3637	27.20	3614	27.35
1	Never	187	1.40	154	1.17
2	Sometimes	475	3.55	439	3.32
3	Usually	683	5.11	755	5.71
4	Always	1469	10.99	1457	11.03

Weighted					
Value	Formatted Value	Q1		Q2	
		Count	Percent	Count	Percent
.	Did not answer	210691	2.91	181538	2.50
C	Should be skipped	291478	4.03	240116	3.30
N	Didn't need care right away in past year	3712864	51.31	3691674	50.76
1	Never	155411	2.15	134234	1.85
2	Sometimes	410262	5.67	419655	5.77
3	Usually	682440	9.43	787057	10.82
4	Always	1773433	24.51	1817917	25.00

H09020A -
In last year: wait between trying to get care and actually seeing a provider for an illness or injury

Unweighted					
Value	Formatted Value	Q1		Q2	
		Count	Percent	Count	Percent
.	Did not answer	6740	50.42	6636	50.22
C	Should be skipped	197	1.47	167	1.26
N	Didn't need care right away in past year	3631	27.16	3621	27.40
1	Same day	1536	11.49	1553	11.75
2	1 day	395	2.95	425	3.22
3	2 days	263	1.97	226	1.71
4	3 days	128	0.96	134	1.01
5	4 to 7 days	219	1.64	213	1.61
6	8 to 14 days	126	0.94	129	0.98
7	15 days or longer	134	1.00	110	0.83

Weighted					
Value	Formatted Value	Q1		Q2	
		Count	Percent	Count	Percent
.	Did not answer	213403	2.95	179456	2.47
C	Should be skipped	306400	4.23	238754	3.28
N	Didn't need care right away in past year	3697943	51.10	3693035	50.78
1	Same day	1787056	24.69	1917591	26.37
2	1 day	387780	5.36	460510	6.33
3	2 days	267340	3.69	218787	3.01
4	3 days	106529	1.47	131425	1.81
5	4 to 7 days	193871	2.68	198830	2.73
6	8 to 14 days	116857	1.61	133423	1.83
7	15 days or longer	159402	2.20	100377	1.38

H09021A - In last year: made any appointment for regular or routine health care					
Unweighted					
Value	Formatted Value	Count	Q1 Percent	Count	Q2 Percent
.	Did not answer	6614	49.47	6510	49.27
1	Yes	5479	40.98	5388	40.77
2	No	1276	9.54	1316	9.96
Weighted					
Value	Formatted Value	Count	Q1 Percent	Count	Q2 Percent
.	Did not answer	12407	0.17	16553	0.23
1	Yes	5912478	81.70	5920278	81.41
2	No	1311696	18.13	1335359	18.36

H09022A - In last year: how often made appointments for regular or routine health care as soon as you wanted					
Unweighted					
Value	Formatted Value	Count	Q1 Percent	Count	Q2 Percent
.	Did not answer	6838	51.15	6714	50.81
C	Should be skipped	56	0.42	34	0.26
N	Didn't have appointment in past year	1220	9.13	1282	9.70
1	Never	391	2.92	369	2.79
2	Sometimes	1118	8.36	1085	8.21
3	Usually	1919	14.35	1958	14.82
4	Always	1827	13.67	1772	13.41
Weighted					
Value	Formatted Value	Count	Q1 Percent	Count	Q2 Percent
.	Did not answer	397246	5.49	313343	4.31
C	Should be skipped	77181	1.07	43591	0.60
N	Didn't have appointment in past year	1234514	17.06	1291768	17.76
1	Never	295119	4.08	278707	3.83
2	Sometimes	925536	12.79	870616	11.97
3	Usually	1907774	26.36	2078438	28.58
4	Always	2399210	33.15	2395727	32.94

H09023A - In last year: days between making an appointment for regular or routine care and actually seeing a provider					
Unweighted					
Value	Formatted Value	Count	Q1 Percent	Count	Q2 Percent
.	Did not answer	6867	51.37	6730	50.93
C	Should be skipped	57	0.43	33	0.25
N	Didn't have an appointment in past year	1219	9.12	1283	9.71
1	Same day	508	3.80	458	3.47
2	1 day	491	3.67	565	4.28
3	2 to 3 days	1154	8.63	1156	8.75
4	4 to 7 days	1155	8.64	1145	8.67
5	8 to 14 days	1052	7.87	988	7.48
6	15 to 30 days	669	5.00	649	4.91
7	31 days or longer	197	1.47	207	1.57
Weighted					
Value	Formatted Value	Count	Q1 Percent	Count	Q2 Percent
.	Did not answer	447352	6.18	367431	5.05
C	Should be skipped	85139	1.18	43475	0.60
N	Didn't have an appointment in past year	1226557	16.95	1291884	17.76
1	Same day	602123	8.32	616489	8.48
2	1 day	585454	8.09	698393	9.60
3	2 to 3 days	1252467	17.31	1246063	17.13
4	4 to 7 days	1130835	15.63	1217462	16.74
5	8 to 14 days	968716	13.39	933341	12.83
6	15 to 30 days	691152	9.55	647924	8.91
7	31 days or longer	246787	3.41	209728	2.88

H09024A - In last year: times went to an emergency room for own care					
Unweighted					
Value	Formatted Value	Count	Q1 Percent	Count	Q2 Percent
.	Did not answer	6653	49.76	6535	49.46
1	None	4945	36.99	4916	37.20
2	1 time	1130	8.45	1124	8.51
3	2 times	381	2.85	364	2.75
4	3 times	154	1.15	165	1.25
5	4 times	52	0.39	66	0.50
6	5 to 9 times	50	0.37	36	0.27
7	10 or more times	4	0.03	8	0.06

Weighted					
Value	Formatted Value	Count	Q1	Count	Q2
			Percent		Percent
.	Did not answer	63464	0.88	43683	0.60
1	None	5230207	72.27	5167481	71.06
2	1 time	1199086	16.57	1319279	18.14
3	2 times	426348	5.89	447802	6.16
4	3 times	179798	2.48	166713	2.29
5	4 times	69350	0.96	84775	1.17
6	5 to 9 times	66903	0.92	32955	0.45
7	10 or more times	1424	0.02	9501	0.13

H09025A -

In last year: times went to a doctors office or clinic for yourself (not counting times went to an emergency room)

Unweighted					
Value	Formatted Value	Count	Q1	Count	Q2
			Percent		Percent
.	Did not answer	6661	49.82	6546	49.54
1	None	930	6.96	965	7.30
2	1 time	825	6.17	781	5.91
3	2 times	1200	8.98	1140	8.63
4	3 times	1114	8.33	1089	8.24
5	4 times	889	6.65	918	6.95
6	5 to 9 times	1181	8.83	1202	9.10
7	10 or more times	569	4.26	573	4.34

Weighted					
Value	Formatted Value	Count	Q1	Count	Q2
			Percent		Percent
.	Did not answer	53178	0.73	61619	0.85
1	None	991512	13.70	944373	12.99
2	1 time	788246	10.89	767336	10.55
3	2 times	1281956	17.71	1146768	15.77
4	3 times	1118630	15.46	1107130	15.22
5	4 times	1013205	14.00	1017238	13.99
6	5 to 9 times	1304136	18.02	1481357	20.37
7	10 or more times	685718	9.48	746368	10.26

H09026A -

In last year: did you/Dr believe you needed any care, tests, or treatment

Unweighted					
Value	Formatted Value	Count	Q1	Count	Q2
			Percent		Percent
.	Did not answer	6700	50.12	6601	49.95
C	Should be skipped	91	0.68	72	0.54
N	Valid skip	839	6.28	893	6.76
1	Yes	4728	35.37	4686	35.46
2	No	1011	7.56	962	7.28

Weighted					
Value	Formatted Value	Q1		Q2	
		Count	Percent	Count	Percent
.	Did not answer	135036	1.87	147334	2.03
C	Should be skipped	167797	2.32	97366	1.34
N	Valid skip	823716	11.38	847007	11.65
1	Yes	5218442	72.11	5269565	72.46
2	No	891590	12.32	910918	12.53

H09027A -					
In last year: problem to get necessary care					
Unweighted					
Value	Formatted Value	Q1		Q2	
		Count	Percent	Count	Percent
.	Did not answer	6815	50.98	6687	50.61
C	Should be skipped	43	0.32	38	0.29
N	No visits/No treatment needed	1898	14.20	1889	14.30
1	A big problem	305	2.28	270	2.04
2	A small problem	842	6.30	807	6.11
3	Not a problem	3466	25.93	3523	26.66
Weighted					
Value	Formatted Value	Q1		Q2	
		Count	Percent	Count	Percent
.	Did not answer	357182	4.94	273778	3.76
C	Should be skipped	82617	1.14	53559	0.74
N	No visits/No treatment needed	1800485	24.88	1801732	24.78
1	A big problem	221780	3.06	238236	3.28
2	A small problem	697893	9.64	691076	9.50
3	Not a problem	4076622	56.33	4213808	57.94

H09028A -					
In last year: need approval from health plan for any care, tests, or treatment					
Unweighted					
Value	Formatted Value	Q1		Q2	
		Count	Percent	Count	Percent
.	Did not answer	6708	50.18	6605	49.98
C	Should be skipped	89	0.67	73	0.55
N	Valid skip	841	6.29	892	6.75
1	Yes	2470	18.48	2445	18.50
2	No	3261	24.39	3199	24.21

Value	Formatted Value	Weighted			
		Q1		Q2	
		Count	Percent	Count	Percent
.	Did not answer	147338	2.04	141367	1.94
C	Should be skipped	159926	2.21	102862	1.41
N	Valid skip	831586	11.49	841511	11.57
1	Yes	2383777	32.94	2523863	34.71
2	No	3713954	51.32	3662587	50.36

H09029A -**In last year: problem with delays in healthcare while waiting for approval from health plan**

Value	Formatted Value	Unweighted			
		Q1		Q2	
		Count	Percent	Count	Percent
.	Did not answer	6756	50.53	6648	50.31
C	Should be skipped	44	0.33	35	0.26
N	No visits/No approval needed	4147	31.02	4129	31.25
1	A big problem	274	2.05	240	1.82
2	A small problem	589	4.41	564	4.27
3	Not a problem	1559	11.66	1598	12.09

Value	Formatted Value	Weighted			
		Q1		Q2	
		Count	Percent	Count	Percent
.	Did not answer	200272	2.77	194346	2.67
C	Should be skipped	80837	1.12	48388	0.67
N	No visits/No approval needed	4624629	63.91	4558572	62.68
1	A big problem	207657	2.87	193518	2.66
2	A small problem	474731	6.56	484759	6.67
3	Not a problem	1648454	22.78	1792608	24.65

H09030A -**In last year: how often taken to exam room within 15 minutes of appointment**

Value	Formatted Value	Unweighted			
		Q1		Q2	
		Count	Percent	Count	Percent
.	Did not answer	6780	50.71	6664	50.43
C	Should be skipped	95	0.71	74	0.56
N	I had no visits in the last 12 months	835	6.25	891	6.74
1	Never	1050	7.85	907	6.86
2	Sometimes	1519	11.36	1510	11.43
3	Usually	2135	15.97	2163	16.37
4	Always	955	7.14	1005	7.61

Weighted					
Value	Formatted Value	Q1		Q2	
		Count	Percent	Count	Percent
.	Did not answer	205578	2.84	208486	2.87
C	Should be skipped	167315	2.31	104838	1.44
N	I had no visits in the last 12 months	824198	11.39	839535	11.54
1	Never	1024343	14.16	974782	13.40
2	Sometimes	1561360	21.58	1625632	22.35
3	Usually	2380415	32.89	2391245	32.88
4	Always	1073373	14.83	1127673	15.51

H09031A -**In last year: how often office staff at a doctor's office or clinic treat you with courtesy and respect**

Unweighted					
Value	Formatted Value	Q1		Q2	
		Count	Percent	Count	Percent
.	Did not answer	6759	50.56	6640	50.25
C	Should be skipped	94	0.70	74	0.56
N	I had no visits in the last 12 months	836	6.25	891	6.74
1	Never	43	0.32	35	0.26
2	Sometimes	345	2.58	299	2.26
3	Usually	1304	9.75	1283	9.71
4	Always	3988	29.83	3992	30.21

Weighted					
Value	Formatted Value	Q1		Q2	
		Count	Percent	Count	Percent
.	Did not answer	172846	2.39	150164	2.06
C	Should be skipped	166472	2.30	104951	1.44
N	I had no visits in the last 12 months	825040	11.40	839422	11.54
1	Never	38798	0.54	48099	0.66
2	Sometimes	312468	4.32	272343	3.74
3	Usually	1126780	15.57	1220836	16.79
4	Always	4594177	63.49	4636375	63.75

H09032A - In last year: how often office staff at a doctor's office or clinic as helpful as expected						
Unweighted						
Value	Formatted Value	Q1		Q2		
		Count	Percent	Count	Percent	
.	Did not answer	6758	50.55	6630	50.17	
C	Should be skipped	94	0.70	75	0.57	
N	I had no visits in the last 12 months	836	6.25	890	6.74	
1	Never	100	0.75	67	0.51	
2	Sometimes	704	5.27	599	4.53	
3	Usually	2145	16.04	2182	16.51	
4	Always	2732	20.44	2771	20.97	
Weighted						
Value	Formatted Value	Q1		Q2		
		Count	Percent	Count	Percent	
.	Did not answer	168780	2.33	146158	2.01	
C	Should be skipped	166472	2.30	108813	1.50	
N	I had no visits in the last 12 months	825040	11.40	835560	11.49	
1	Never	75941	1.05	66802	0.92	
2	Sometimes	610437	8.44	532104	7.32	
3	Usually	2023300	27.96	2207816	30.36	
4	Always	3366610	46.52	3374937	46.41	

H09033A - In last year: how often doctors or other health providers listen carefully to you						
Unweighted						
Value	Formatted Value	Q1		Q2		
		Count	Percent	Count	Percent	
.	Did not answer	6755	50.53	6627	50.15	
C	Should be skipped	93	0.70	75	0.57	
N	I had no visits in the last 12 months	837	6.26	890	6.74	
1	Never	78	0.58	57	0.43	
2	Sometimes	687	5.14	589	4.46	
3	Usually	1953	14.61	1986	15.03	
4	Always	2966	22.19	2990	22.63	
Weighted						
Value	Formatted Value	Q1		Q2		
		Count	Percent	Count	Percent	
.	Did not answer	175778	2.43	139928	1.92	
C	Should be skipped	162741	2.25	108813	1.50	
N	I had no visits in the last 12 months	828771	11.45	835560	11.49	
1	Never	63565	0.88	74388	1.02	
2	Sometimes	607214	8.39	502925	6.92	
3	Usually	1819054	25.14	1993580	27.41	
4	Always	3579458	49.46	3616995	49.74	

H09034A - In last year: how often doctors or other health providers explain things in way you could understand						
Unweighted						
Value	Formatted Value	Count	Q1 Percent	Count	Q2 Percent	
.	Did not answer	6760	50.56	6642	50.26	
C	Should be skipped	94	0.70	75	0.57	
N	I had no visits in the last 12 months	836	6.25	890	6.74	
1	Never	51	0.38	26	0.20	
2	Sometimes	432	3.23	368	2.78	
3	Usually	1767	13.22	1777	13.45	
4	Always	3429	25.65	3436	26.00	
Weighted						
Value	Formatted Value	Count	Q1 Percent	Count	Q2 Percent	
.	Did not answer	169494	2.34	155110	2.13	
C	Should be skipped	170143	2.35	108813	1.50	
N	I had no visits in the last 12 months	821370	11.35	835560	11.49	
1	Never	34616	0.48	29447	0.40	
2	Sometimes	445156	6.15	377612	5.19	
3	Usually	1753099	24.23	1874776	25.78	
4	Always	3842704	53.10	3890871	53.50	

H09035A - In last year: how often doctors or other health providers show respect for what you had to say						
Unweighted						
Value	Formatted Value	Count	Q1 Percent	Count	Q2 Percent	
.	Did not answer	6766	50.61	6663	50.42	
C	Should be skipped	97	0.73	75	0.57	
N	I had no visits in the last 12 months	833	6.23	890	6.74	
1	Never	67	0.50	57	0.43	
2	Sometimes	512	3.83	439	3.32	
3	Usually	1838	13.75	1800	13.62	
4	Always	3256	24.35	3290	24.90	
Weighted						
Value	Formatted Value	Count	Q1 Percent	Count	Q2 Percent	
.	Did not answer	181121	2.50	174344	2.40	
C	Should be skipped	174962	2.42	108630	1.49	
N	I had no visits in the last 12 months	816550	11.28	835743	11.49	
1	Never	58723	0.81	56482	0.78	
2	Sometimes	475118	6.57	417262	5.74	
3	Usually	1752306	24.21	1825660	25.10	
4	Always	3777800	52.20	3854070	53.00	

H09036A - In last year: how often doctors or other health providers spend enough time with you					
Unweighted					
Value	Formatted Value	Count	Q1 Percent	Count	Q2 Percent
.	Did not answer	6769	50.63	6658	50.39
C	Should be skipped	97	0.73	77	0.58
N	I had no visits in the last 12 months	833	6.23	888	6.72
1	Never	156	1.17	134	1.01
2	Sometimes	795	5.95	727	5.50
3	Usually	2176	16.28	2190	16.57
4	Always	2543	19.02	2540	19.22
Weighted					
Value	Formatted Value	Count	Q1 Percent	Count	Q2 Percent
.	Did not answer	184545	2.55	175672	2.42
C	Should be skipped	174962	2.42	110485	1.52
N	I had no visits in the last 12 months	816550	11.28	833888	11.47
1	Never	136708	1.89	130025	1.79
2	Sometimes	663750	9.17	684469	9.41
3	Usually	2250534	31.10	2342933	32.22
4	Always	3009531	41.59	2994717	41.18

H09037A - Rating of all healthcare in last year					
Unweighted					
Value	Formatted Value	Count	Q1 Percent	Count	Q2 Percent
.	Did not answer	6779	50.71	6653	50.35
C	Should be skipped	110	0.82	85	0.64
N	I had no visits in the last 12 months	820	6.13	880	6.66
0	0	31	0.23	22	0.17
1	1	19	0.14	31	0.23
2	2	73	0.55	43	0.33
3	3	138	1.03	114	0.86
4	4	148	1.11	147	1.11
5	5	381	2.85	337	2.55
6	6	384	2.87	356	2.69
7	7	865	6.47	865	6.55
8	8	1352	10.11	1410	10.67
9	9	1111	8.31	1192	9.02
10	10	1158	8.66	1079	8.17

Weighted					
Value	Formatted Value	Q1		Q2	
		Count	Percent	Count	Percent
.	Did not answer	198094	2.74	175707	2.42
C	Should be skipped	191232	2.64	114571	1.58
N	I had no visits in the last 12 months	800281	11.06	829802	11.41
0	0	29809	0.41	19632	0.27
1	1	13452	0.19	27188	0.37
2	2	62398	0.86	47572	0.65
3	3	105442	1.46	103536	1.42
4	4	114632	1.58	112252	1.54
5	5	317160	4.38	294824	4.05
6	6	339281	4.69	320510	4.41
7	7	718237	9.93	731853	10.06
8	8	1279281	17.68	1453299	19.98
9	9	1335072	18.45	1402801	19.29
10	10	1732210	23.94	1638643	22.53

H09039A -					
In last year: sent in any claims to your health plan					
Unweighted					
Value	Formatted Value	Q1		Q2	
		Count	Percent	Count	Percent
.	Did not answer	6754	50.52	6616	50.07
D	Don't know	1080	8.08	1089	8.24
1	Yes	3035	22.70	3004	22.73
2	No	2500	18.70	2505	18.96
Weighted					
Value	Formatted Value	Q1		Q2	
		Count	Percent	Count	Percent
.	Did not answer	143286	1.98	101600	1.40
D	Don't know	1001250	13.84	1030200	14.17
1	Yes	3880157	53.62	3890135	53.49
2	No	2211887	30.57	2250254	30.94

H09040A - In last year: health plan handled claims in a reasonable time						
Unweighted						
Value	Formatted Value	Q1		Q2		
		Count	Percent	Count	Percent	
.	Did not answer	6792	50.80	6675	50.51	
C	Should be skipped	116	0.87	120	0.91	
D	Don't know	318	2.38	331	2.50	
N	No claims sent for me in past year	3464	25.91	3474	26.29	
1	Never	83	0.62	85	0.64	
2	Sometimes	219	1.64	240	1.82	
3	Usually	962	7.20	888	6.72	
4	Always	1415	10.58	1401	10.60	
Weighted						
Value	Formatted Value	Q1		Q2		
		Count	Percent	Count	Percent	
.	Did not answer	218528	3.02	234885	3.23	
C	Should be skipped	154409	2.13	157843	2.17	
D	Don't know	399063	5.51	414446	5.70	
N	No claims sent for me in past year	3058728	42.27	3122611	42.94	
1	Never	75004	1.04	94004	1.29	
2	Sometimes	217847	3.01	223104	3.07	
3	Usually	1225722	16.94	1132526	15.57	
4	Always	1887279	26.08	1892771	26.03	

H09041A - In last year: how often health plan handled claims correctly						
Unweighted						
Value	Formatted Value	Q1		Q2		
		Count	Percent	Count	Percent	
.	Did not answer	6797	50.84	6674	50.51	
C	Should be skipped	108	0.81	115	0.87	
D	Don't know	327	2.45	352	2.66	
N	No claims sent for me in past year	3472	25.97	3479	26.33	
1	Never	50	0.37	64	0.48	
2	Sometimes	230	1.72	233	1.76	
3	Usually	893	6.68	843	6.38	
4	Always	1492	11.16	1454	11.00	

Weighted					
Value	Formatted Value	Q1		Q2	
		Count	Percent	Count	Percent
.	Did not answer	218932	3.03	210671	2.90
C	Should be skipped	150571	2.08	154722	2.13
D	Don't know	393030	5.43	414111	5.69
N	No claims sent for me in past year	3062566	42.32	3125732	42.98
1	Never	48070	0.66	79288	1.09
2	Sometimes	202315	2.80	196054	2.70
3	Usually	1111757	15.36	1072023	14.74
4	Always	2049340	28.32	2019590	27.77

H09042A -					
In last year: look for any information in written materials/Internet on how health plan works					
Unweighted					
Value	Formatted Value	Q1		Q2	
		Count	Percent	Count	Percent
.	Did not answer	6767	50.62	6616	50.07
1	Yes	2156	16.13	2034	15.39
2	No	4446	33.26	4564	34.54
Weighted					
Value	Formatted Value	Q1		Q2	
		Count	Percent	Count	Percent
.	Did not answer	165172	2.28	97936	1.35
1	Yes	2227638	30.78	2188886	30.10
2	No	4843770	66.93	4985368	68.55

H09043A -					
In last year: problem to find or understand information in the written materials/Internet					
Unweighted					
Value	Formatted Value	Q1		Q2	
		Count	Percent	Count	Percent
.	Did not answer	6800	50.86	6664	50.43
C	Should be skipped	119	0.89	128	0.97
N	Didn't look for info in past year	4327	32.37	4436	33.57
1	A big problem	224	1.68	223	1.69
2	A small problem	750	5.61	728	5.51
3	Not a problem	1149	8.59	1035	7.83

Value	Formatted Value	Weighted			
		Count	Percent	Count	Percent
.	Did not answer	224690	3.10	177778	2.44
C	Should be skipped	204179	2.82	220158	3.03
N	Didn't look for info in past year	4639591	64.11	4765210	65.53
1	A big problem	175340	2.42	201965	2.78
2	A small problem	749167	10.35	727959	10.01
3	Not a problem	1243614	17.19	1179119	16.21

H09044A -**In last year: called health plan's customer service to get information or help**

Value	Formatted Value	Unweighted			
		Count	Percent	Count	Percent
.	Did not answer	6766	50.61	6619	50.09
1	Yes	2143	16.03	2104	15.92
2	No	4460	33.36	4491	33.99

Value	Formatted Value	Weighted			
		Count	Percent	Count	Percent
.	Did not answer	154118	2.13	106917	1.47
1	Yes	2193064	30.31	2136943	29.39
2	No	4889399	67.57	5028329	69.14

H09045A -**In last year: problem to get the help you needed when called health plan's customer service**

Value	Formatted Value	Unweighted			
		Count	Percent	Count	Percent
.	Did not answer	6797	50.84	6649	50.32
C	Should be skipped	133	0.99	169	1.28
N	Didn't call customer service in past yr	4327	32.37	4322	32.71
1	A big problem	281	2.10	239	1.81
2	A small problem	580	4.34	571	4.32
3	Not a problem	1251	9.36	1264	9.57

		Weighted			
Value	Formatted Value	Q1	Q2		
		Count	Percent	Count	Percent
.	Did not answer	198546	2.74	141551	1.95
C	Should be skipped	226567	3.13	336679	4.63
N	Didn't call customer service in past yr	4662833	64.43	4691650	64.51
1	A big problem	224759	3.11	198655	2.73
2	A small problem	555780	7.68	528078	7.26
3	Not a problem	1368097	18.91	1375576	18.92

H09046A - In last year: have to fill out paperwork for your health plan					
Unweighted					
Value	Formatted Value	Q1	Q2		
		Count	Percent	Count	Percent
.	Did not answer	6772	50.65	6629	50.17
1	Yes	1955	14.62	1877	14.20
2	No	4642	34.72	4708	35.63

Weighted					
Value	Formatted Value	Q1	Q2		
		Count	Percent	Count	Percent
.	Did not answer	169242	2.34	120899	1.66
1	Yes	1939980	26.81	1943004	26.72
2	No	5127358	70.85	5208286	71.62

H09047A - In last year: how much problem with paperwork for your health plan					
Unweighted					
Value	Formatted Value	Q1	Q2		
		Count	Percent	Count	Percent
.	Did not answer	6800	50.86	6653	50.35
C	Should be skipped	180	1.35	173	1.31
N	Didn't have any experiences with paperwk	4462	33.38	4535	34.32
1	A big problem	106	0.79	113	0.86
2	A small problem	429	3.21	428	3.24
3	Not a problem	1392	10.41	1312	9.93

Value	Formatted Value	Weighted			
		Q1		Q2	
		Count	Percent	Count	Percent
.	Did not answer	208085	2.88	156170	2.15
C	Should be skipped	298631	4.13	279167	3.84
N	Didn't have any experiences with paperwk	4828728	66.73	4929120	67.78
1	A big problem	96106	1.33	102480	1.41
2	A small problem	390118	5.39	394306	5.42
3	Not a problem	1414913	19.55	1410947	19.40

H09048A - Rating of all experience with health plan					
Value	Formatted Value	Unweighted			
		Q1		Q2	
		Count	Percent	Count	Percent
.	Did not answer	6837	51.14	6697	50.68
0	0	55	0.41	46	0.35
1	1	32	0.24	33	0.25
2	2	74	0.55	55	0.42
3	3	129	0.96	104	0.79
4	4	112	0.84	145	1.10
5	5	539	4.03	488	3.69
6	6	458	3.43	465	3.52
7	7	1047	7.83	963	7.29
8	8	1437	10.75	1521	11.51
9	9	1236	9.25	1305	9.88
10	10	1413	10.57	1392	10.53

Value	Formatted Value	Weighted			
		Q1		Q2	
		Count	Percent	Count	Percent
.	Did not answer	236475	3.27	201470	2.77
0	0	54917	0.76	44146	0.61
1	1	20255	0.28	34422	0.47
2	2	58547	0.81	49587	0.68
3	3	85335	1.18	74612	1.03
4	4	77965	1.08	131762	1.81
5	5	461077	6.37	416863	5.73
6	6	415435	5.74	385313	5.30
7	7	856087	11.83	899573	12.37
8	8	1404390	19.41	1404274	19.31
9	9	1442861	19.94	1513176	20.81
10	10	2123236	29.34	2116990	29.11

H09054A - How long since you quit smoking					
Unweighted					
Value	Formatted Value	Q1	Percent	Q2	
		Count		Count	Percent
.	Did not answer	6809	50.93	6675	50.51
C	Should be skipped	126	0.94	138	1.04
D	Don't know	35	0.26	46	0.35
N	Valid skip	4948	37.01	4842	36.64
2	12 months or more	1309	9.79	1370	10.37
3	Less than 12 months	142	1.06	143	1.08
Weighted					
Value	Formatted Value	Q1	Percent	Q2	
		Count		Count	Percent
.	Did not answer	226726	3.13	168222	2.31
C	Should be skipped	190985	2.64	177158	2.44
D	Don't know	71354	0.99	80299	1.10
N	Valid skip	4874929	67.37	4766402	65.54
2	12 months or more	1750882	24.19	1946304	26.76
3	Less than 12 months	121704	1.68	133805	1.84

QUARTER - Survey quarter					
Unweighted					
Value	Formatted Value	Q1	Percent	Q2	
		Count		Count	Percent
Q1FY2009	Q1FY2009	13369	100.00	.	.
Q2FY2009	Q2FY2009	.	.	13214	100.00
Weighted					
Value	Formatted Value	Q1	Percent	Q2	
		Count		Count	Percent
Q1FY2009	Q1FY2009	7236581	100.00	.	.
Q2FY2009	Q2FY2009	.	.	7272190	100.00

N2_V3 - Coding scheme note 2_V3					
Unweighted					
Value	Formatted Value	Q1		Q2	
		Count	Percent	Count	Percent
.	Not Applicable	6603	49.39	6503	49.21
1	1	40	0.30	37	0.28
2	2	239	1.79	228	1.73
3	3	277	2.07	244	1.85
4	4	555	4.15	558	4.22
5	5	2515	18.81	2581	19.53
6	6	12	0.09	9	0.07
7	7	13	0.10	5	0.04
8	8	11	0.08	10	0.08
10	10	.	.	5	0.04
11	11	98	0.73	105	0.79
12	12	3	0.02	3	0.02
13	13	99	0.74	87	0.66
14	14	2892	21.63	2817	21.32
15	15	2	0.01	.	.
16	16	10	0.07	22	0.17
Weighted					
Value	Formatted Value	Q1		Q2	
		Count	Percent	Count	Percent
.	Not Applicable
1	1	59541	0.82	28873	0.40
2	2	549694	7.60	497331	6.84
3	3	543731	7.51	432691	5.95
4	4	844973	11.68	873694	12.01
5	5	2811401	38.85	2994029	41.17
6	6	15738	0.22	14875	0.20
7	7	8631	0.12	5343	0.07
8	8	16583	0.23	17663	0.24
10	10	.	.	2737	0.04
11	11	95158	1.31	102665	1.41
12	12	1466	0.02	4754	0.07
13	13	110276	1.52	98493	1.35
14	14	2158032	29.82	2166297	29.79
15	15	1494	0.02	.	.
16	16	19861	0.27	32743	0.45

N3_V3 - Coding scheme note 3_V3					
Unweighted					
Value	Formatted Value	Q1 Count	Percent	Q2 Count	Percent
.	Not Applicable	6603	49.39	6503	49.21
1	1	3673	27.47	3641	27.55
2	2	20	0.15	26	0.20
3	3	85	0.64	56	0.42
4	4	2975	22.25	2976	22.52
5	5	13	0.10	12	0.09
Weighted					
Value	Formatted Value	Q1 Count	Percent	Q2 Count	Percent
.	Not Applicable
1	1	4020399	55.56	4235498	58.24
2	2	19783	0.27	37050	0.51
3	3	123025	1.70	93733	1.29
4	4	3054153	42.20	2890081	39.74
5	5	19221	0.27	15828	0.22

N4_V3 - Coding scheme note 4_V3					
Unweighted					
Value	Formatted Value	Q1 Count	Percent	Q2 Count	Percent
.	Not Applicable	6603	49.39	6503	49.21
1	1	3549	26.55	3536	26.76
2	2	14	0.10	9	0.07
3	3	47	0.35	40	0.30
4	4	3136	23.46	3105	23.50
5	5	20	0.15	21	0.16
Weighted					
Value	Formatted Value	Q1 Count	Percent	Q2 Count	Percent
.	Not Applicable
1	1	3981349	55.02	4162935	57.24
2	2	19768	0.27	9383	0.13
3	3	82640	1.14	83518	1.15
4	4	3111284	42.99	2981589	41.00
5	5	41540	0.57	34765	0.48

N5_V3 - Coding scheme note 5_V3					
Unweighted					
Value	Formatted Value	Q1 Count	Percent	Q2 Count	Percent
.	Not Applicable	6603	49.39	6503	49.21
1	1	3822	28.59	3740	28.30
2	2	23	0.17	20	0.15
3	3	50	0.37	62	0.47
4	4	2852	21.33	2870	21.72
5	5	19	0.14	19	0.14
Weighted					
Value	Formatted Value	Q1 Count	Percent	Q2 Count	Percent
.	Not Applicable
1	1	4262333	58.90	4213123	57.93
2	2	26933	0.37	26323	0.36
3	3	69755	0.96	85311	1.17
4	4	2852370	39.42	2922876	40.19
5	5	25189	0.35	24557	0.34

N6_V3 - Coding scheme note 6_V3					
Unweighted					
Value	Formatted Value	Q1 Count	Percent	Q2 Count	Percent
.	Not Applicable	6603	49.39	6503	49.21
1	1	82	0.61	81	0.61
2	2	8	0.06	15	0.11
3	3	20	0.15	26	0.20
4	4	2702	20.21	2681	20.29
5	5	26	0.19	27	0.20
6	6	117	0.88	119	0.90
7	7	3794	28.38	3746	28.35
8	8	17	0.13	16	0.12
Weighted					
Value	Formatted Value	Q1 Count	Percent	Q2 Count	Percent
.	Not Applicable
1	1	138614	1.92	125543	1.73
2	2	20928	0.29	15102	0.21
3	3	12360	0.17	28770	0.40
4	4	2854751	39.45	2965182	40.77
5	5	38057	0.53	65851	0.91
6	6	199312	2.75	203278	2.80
7	7	3945357	54.52	3850837	52.95
8	8	27201	0.38	17627	0.24

N7_V3 - Coding scheme note 7_V3					
Unweighted					
Value	Formatted Value	Q1 Count	Percent	Q2 Count	Percent
.	Not Applicable	6603	49.39	6503	49.21
1	1	199	1.49	167	1.26
2	2	8	0.06	3	0.02
3	3	18	0.13	13	0.10
4	4	5202	38.91	5129	38.81
5	5	8	0.06	4	0.03
6	6	60	0.45	79	0.60
7	7	1260	9.42	1309	9.91
8	8	11	0.08	7	0.05
Weighted					
Value	Formatted Value	Q1 Count	Percent	Q2 Count	Percent
.	Not Applicable
1	1	346851	4.79	246332	3.39
2	2	13560	0.19	4899	0.07
3	3	25975	0.36	13209	0.18
4	4	5427255	75.00	5531369	76.06
5	5	7658	0.11	8823	0.12
6	6	112396	1.55	129368	1.78
7	7	1290478	17.83	1321638	18.17
8	8	12407	0.17	16553	0.23

N8_V3 - Coding scheme note 8_V3					
Unweighted					
Value	Formatted Value	Q1 Count	Percent	Q2 Count	Percent
.	Not Applicable	6603	49.39	6503	49.21
1	1	929	6.95	965	7.30
2	2	1	0.01	.	.
3	3	5778	43.22	5703	43.16
4	4	37	0.28	24	0.18
5	5	21	0.16	19	0.14
Weighted					
Value	Formatted Value	Q1 Count	Percent	Q2 Count	Percent
.	Not Applicable
1	1	989210	13.67	944373	12.99
2	2	2303	0.03	.	.
3	3	6191890	85.56	6266197	86.17
4	4	27066	0.37	21261	0.29
5	5	26112	0.36	40358	0.55

N9_V3 - Coding scheme note 9_V3					
Unweighted					
Value	Formatted Value	Q1		Q2	
		Count	Percent	Count	Percent
.	Not Applicable	6603	49.39	6503	49.21
1	1	930	6.96	965	7.30
2	2	4670	34.93	4610	34.89
4	4	58	0.43	76	0.58
5	5	1011	7.56	962	7.28
6	6	97	0.73	98	0.74
Weighted					
Value	Formatted Value	Q1		Q2	
		Count	Percent	Count	Percent
.	Not Applicable
1	1	991512	13.70	944373	12.99
2	2	5110031	70.61	5155751	70.90
4	4	108411	1.50	113814	1.57
5	5	891590	12.32	910918	12.53
6	6	135036	1.87	147334	2.03

N10_V3 - Coding scheme note 10_V3					
Unweighted					
Value	Formatted Value	Q1		Q2	
		Count	Percent	Count	Percent
.	Not Applicable	6603	49.39	6503	49.21
1	1	930	6.96	965	7.30
2	2	2079	15.55	2074	15.70
4	4	391	2.92	371	2.81
5	5	3261	24.39	3199	24.21
6	6	105	0.79	102	0.77
Weighted					
Value	Formatted Value	Q1		Q2	
		Count	Percent	Count	Percent
.	Not Applicable
1	1	991512	13.70	944373	12.99
2	2	1722442	23.80	1871229	25.73
4	4	661334	9.14	652634	8.97
5	5	3713954	51.32	3662587	50.36
6	6	147338	2.04	141367	1.94

N11_V3 - Coding scheme note 11_V3					
Unweighted					
Value	Formatted Value	Q1		Q2	
		Count	Percent	Count	Percent
.	Not Applicable	6603	49.39	6503	49.21
1	1	2940	21.99	2899	21.94
2	2	15	0.11	24	0.18
3	3	95	0.71	105	0.79
4	4	2485	18.59	2481	18.78
5	5	1080	8.08	1089	8.24
6	6	151	1.13	113	0.86
Weighted					
Value	Formatted Value	Q1		Q2	
		Count	Percent	Count	Percent
.	Not Applicable	3700291	51.13	3708460	51.00
1	1	16230	0.22	42294	0.58
2	2	179866	2.49	181676	2.50
3	3	2195658	30.34	2207960	30.36
4	4	1001250	13.84	1030200	14.17
5	5	143286	1.98	101600	1.40

N12_V3 - Coding scheme note 12_V3					
Unweighted					
Value	Formatted Value	Q1		Q2	
		Count	Percent	Count	Percent
.	Not Applicable	6603	49.39	6503	49.21
1	1	2070	15.48	1969	14.90
2	2	14	0.10	12	0.09
3	3	86	0.64	65	0.49
4	4	4432	33.15	4552	34.45
5	5	164	1.23	113	0.86
Weighted					
Value	Formatted Value	Q1		Q2	
		Count	Percent	Count	Percent
.	Not Applicable	2088047	28.85	2087016	28.70
1	1	13051	0.18	17556	0.24
2	2	139592	1.93	101870	1.40
3	3	4830719	66.75	4967812	68.31
4	4	165172	2.28	97936	1.35

N13_V3 - Coding scheme note 13_V3					
Unweighted					
Value	Formatted Value	Q1		Q2	
		Count	Percent	Count	Percent
.	Not Applicable	6603	49.39	6503	49.21
1	1	2056	15.38	2024	15.32
2	2	8	0.06	18	0.14
3	3	87	0.65	80	0.61
4	4	4452	33.30	4473	33.85
5	5	163	1.22	116	0.88
Weighted					
Value	Formatted Value	Q1		Q2	
		Count	Percent	Count	Percent
.	Not Applicable
1	1	2053113	28.37	2018452	27.76
2	2	6465	0.09	25857	0.36
3	3	139950	1.93	118491	1.63
4	4	4882934	67.48	5002472	68.79
5	5	154118	2.13	106917	1.47

N14_V3 - Coding scheme note 14_V3					
Unweighted					
Value	Formatted Value	Q1		Q2	
		Count	Percent	Count	Percent
.	Not Applicable	6603	49.39	6503	49.21
1	1	1797	13.44	1739	13.16
2	2	11	0.08	16	0.12
3	3	158	1.18	138	1.04
4	4	4631	34.64	4692	35.51
5	5	169	1.26	126	0.95
Weighted					
Value	Formatted Value	Q1		Q2	
		Count	Percent	Count	Percent
.	Not Applicable
1	1	1694111	23.41	1701780	23.40
2	2	13943	0.19	13350	0.18
3	3	245869	3.40	241224	3.32
4	4	5113415	70.66	5194937	71.44
5	5	169242	2.34	120899	1.66

N15_V3 - Coding scheme note 15_V3					
Unweighted					
Value	Formatted Value	Q1		Q2	
		Count	Percent	Count	Percent
.	Not Applicable	6603	49.39	6503	49.21
1	1	998	7.47	968	7.33
2	2	1336	9.99	1413	10.69
3	3	157	1.17	149	1.13
4	4	3	0.02	3	0.02
5	5	2	0.01	1	0.01
6	6	9	0.07	3	0.02
7	7	1	0.01	.	.
8	8	16	0.12	19	0.14
9	9	8	0.06	9	0.07
10	10	4059	30.36	4000	30.27
12	12	4	0.03	.	.
13	13	2	0.01	1	0.01
14	14	171	1.28	145	1.10
Weighted					
Value	Formatted Value	Q1		Q2	
		Count	Percent	Count	Percent
.	Not Applicable
1	1	1107769	15.31	1047956	14.41
2	2	1791402	24.75	2021451	27.80
3	3	165101	2.28	142380	1.96
4	4	12719	0.18	5152	0.07
5	5	1712	0.02	4508	0.06
6	6	10925	0.15	3788	0.05
7	7	4838	0.07	.	.
8	8	35278	0.49	40689	0.56
9	9	12938	0.18	13240	0.18
10	10	3934281	54.37	3878576	53.33
12	12	13278	0.18	.	.
13	13	3029	0.04	2264	0.03
14	14	143310	1.98	112186	1.54

KMILOFFC - Office wait of 15 min or more at military facility					
Unweighted					
Value	Formatted Value	Q1		Q2	
		Count	Percent	Count	Percent
.	Missing/Unknown/NA	10207	76.35	10081	76.29
1	Yes	1492	11.16	1381	10.45
2	No	1670	12.49	1752	13.26
Weighted					
Value	Formatted Value	Q1		Q2	
		Count	Percent	Count	Percent
.	Missing/Unknown/NA	5131852	70.92	5175156	71.16
1	Yes	1029969	14.23	971280	13.36
2	No	1074759	14.85	1125754	15.48

KCIVOFFC - Office wait of 15 min or more at civilian facility					
Unweighted					
Value	Formatted Value	Q1 Count	Percent	Q2 Count	Percent
.	Missing/Unknown/NA	10950	81.91	10824	81.91
1	Yes	1045	7.82	1004	7.60
2	No	1374	10.28	1386	10.49
Weighted					
Value	Formatted Value	Q1 Count	Percent	Q2 Count	Percent
.	Missing/Unknown/NA	3387433	46.81	3327197	45.75
1	Yes	1523146	21.05	1588493	21.84
2	No	2326002	32.14	2356499	32.40

KBGPRB1 - Big problem getting referrals to specialist					
Unweighted					
Value	Formatted Value	Q1 Count	Percent	Q2 Count	Percent
.	Missing/Unknown/NA	9776	73.12	9694	73.36
1	Yes	482	3.61	388	2.94
2	No	3111	23.27	3132	23.70
Weighted					
Value	Formatted Value	Q1 Count	Percent	Q2 Count	Percent
.	Missing/Unknown/NA	3357333	46.39	3228335	44.39
1	Yes	386660	5.34	300496	4.13
2	No	3492587	48.26	3743359	51.47

KBGPRB2 - Big problem getting necessary care					
Unweighted					
Value	Formatted Value	Q1	Percent	Q2	
		Count		Count	Percent
.	Missing/Unknown/NA	8756	65.49	8614	65.19
1	Yes	305	2.28	270	2.04
2	No	4308	32.22	4330	32.77
Weighted					
Value	Formatted Value	Q1	Percent	Q2	
		Count		Count	Percent
.	Missing/Unknown/NA	2240285	30.96	2129069	29.28
1	Yes	221780	3.06	238236	3.28
2	No	4774516	65.98	4904884	67.45

HP_SMOKH - Smoker under HEDIS definition					
Unweighted					
Value	Formatted Value	Q1	Percent	Q2	
		Count		Count	Percent
.	Missing/Unknown/NA	6898	51.60	6754	51.11
1	Yes	1147	8.58	1120	8.48
2	No	5324	39.82	5340	40.41
Weighted					
Value	Formatted Value	Q1	Percent	Q2	
		Count		Count	Percent
.	Missing/Unknown/NA	314877	4.35	237042	3.26
1	Yes	1240185	17.14	1195001	16.43
2	No	5681519	78.51	5840147	80.31

HP_CESH - Had smoking cessation counseling – HEDIS					
Unweighted					
Value	Formatted Value	Q1	Percent	Q2	
		Count		Count	Percent
.	Missing/Unknown/NA	12302	92.02	12169	92.09
1	Yes	780	5.83	754	5.71
2	No	287	2.15	291	2.20
Weighted					
Value	Formatted Value	Q1	Percent	Q2	
		Count		Count	Percent
.	Missing/Unknown/NA	6084412	84.08	6176863	84.94
1	Yes	875169	12.09	744299	10.23
2	No	277000	3.83	351027	4.83

FWRWT_V3 - Final weight for CAHPS3.0 questionnaire					
Unweighted					
Value	Formatted Value	Q1	Percent	Q2	
		Count		Count	Percent
.	Missing/Unknown/NA	12302	92.02	12169	92.09
22.574 -- 161.719	Minimum to 10th Percentile	647	4.84	711	5.38
162.099 -- 273.665	>10th to 25th Percentile	985	7.37	1004	7.60
274.651 -- 553.156	>25th to 50th Percentile	1800	13.46	1606	12.15
554.223 -- 1394.338	>50th to 75th Percentile	1642	12.28	1664	12.59
1396.888 -- 2695.890	>75th to 90th Percentile	1024	7.66	1047	7.92
2701.662 -- 13210.40	>90th to 100th Percentile	668	5.00	679	5.14
Weighted					
Value	Formatted Value	Q1	Percent	Q2	
		Count		Count	Percent
22.574 -- 161.719	Minimum to 10th Percentile	71671	0.99	82340	1.13
162.099 -- 273.665	>10th to 25th Percentile	213778	2.95	224088	3.08
274.651 -- 553.156	>25th to 50th Percentile	711203	9.83	623307	8.57
554.223 -- 1394.338	>50th to 75th Percentile	1455058	20.11	1476609	20.30
1396.888 -- 2695.890	>75th to 90th Percentile	1911724	26.42	1972296	27.12
2701.662 -- 13210.40	>90th to 100th Percentile	2873148	39.70	2893549	39.79

REFERENCES

- Brick, J.M. and G. Kalton. "Handling Missing Data in Survey Research." *Statistical Methods in Medical Research* 1996; 5: 215-238.
- Brick, J.M., P. Broene, P. James, and J. Severynse. *A User's Guide to WesVarPC*. Version 2.0. Rockville, MD: Westat, Inc., 1996.
- Mathematica Policy Research, Inc. "Health Care Survey of DoD Beneficiaries: 2008 Adult Sampling Report." Report submitted to the TRICARE Management Activity. Washington, DC: MPR, 2007.
- Research Triangle Institute (2001). SUDAAN User's Manual, Release 8.0 Research Triangle Park, NC: Research Triangle Institute.
- SAS Institute Inc. (1999), SAS/STAT User's Guide, Version 8, Cary, NC: SAS Institute Inc.
- U.S. Department of Health and Human Services. CAHPS® Survey and Reporting Kit. Rockville, MD 2002.
- Ware J.E., Kosinski M., and Keller S.D. SF-12: How to Score the SF-12 Physical and Mental Health Summary Scales. Boston, MA: The Health Institute, New England Medical Center, Second Edition, 1995.
- Wolter, Kirk M. Introduction of Variance Estimation. New York: Springer-Verlag. 1985.
- Woodruff, R.S. "A Simple Method for Approximating the Variance of a Complicated Estimate." *Journal of the American Statistical Association*, 1971.

PAGE IS INTENTIONALLY LEFT BLANK TO ALLOW FOR DOUBLE-SIDED COPYING

APPENDIX A

ANNOTATED QUESTIONNAIRE – V4 - QUARTER I

PAGE IS INTENTIONALLY LEFT BLANK TO ALLOW FOR DOUBLE-SIDED COPYING



October 2008



PAGE IS INTENTIONALLY LEFT BLANK TO ALLOW FOR DOUBLE-SIDED COPYING

According to the Privacy Act of 1974 (Public Law 93-579), the Department of Defense is required to inform you of the purposes and use of this survey. Please read it carefully.

Authority: 10 U.S.C., Chapter 55; Section 706, Public Law 102-484; E.O. 9397.

Purpose: This survey helps health policy makers gauge beneficiary satisfaction with the current military health care system and provides valuable input from beneficiaries that will be used to improve the Military Health System.

Routine Uses: None

Disclosure: Voluntary. Failure to respond will not result in any penalty to the respondent. However, maximum participation is encouraged so that data will be as complete and representative as possible.

YOUR PRIVACY

Your participation in this survey effort is very important. Your responses are confidential and your participation is voluntary. The number on the back of this survey is ONLY used to let us know if you returned your survey so we don't have to send you reminders.

This is your opportunity to tell officials of your opinions and experiences with the current military health care system. It is also an opportunity to provide feedback and identify areas where improvements are needed.

The survey processing center removes all identifying information before sending the results to the Department of Defense.

Your information is grouped with others and no individual information is shared. Only group statistics will be compiled and reported. No information about you as an individual will be disclosed.

SURVEY INSTRUCTIONS

Answer all the questions by checking the box to the left of your answer. You are sometimes told to skip over some questions in this survey. When this happens you will see an arrow with a note that tells you what question to answer next, like this:

- ☒ Yes → **Go to Question 42**
☐ No

Please return the completed questionnaire in the enclosed postage-paid envelope within **seven days**. If the envelope is missing, please send to:

Office of the Assistant Secretary of Defense (Health Affairs)
TMA/HPAE
c/o Synovate Survey Processing Center
PO Box 5030
Chicago, IL 60680-4138

SURVEY STARTS HERE

As an eligible TRICARE beneficiary, please complete this survey even if you did not receive your health care from a military facility.

Please recognize that some specific questions about TRICARE benefits may not apply to you, depending on your entitlement and particular TRICARE program.

This survey is about the health care of the person whose name appears on the cover letter. The questionnaire should be completed by that person. If you are not the addressee, please give this survey to that person.

1. Are you the person whose name appears on the cover letter?

H09001

- 1 ☐ Yes → **Go to Question 2**
2 ☐ No → Please give this questionnaire to the person addressed on the cover letter.

2. By which of the following health plans are you currently covered?

MARK ALL THAT APPLY.

Military Health Plans

H09002A-H09002R

- A ☐ TRICARE Prime (including TRICARE Prime Remote and TRICARE Overseas)
C ☐ TRICARE Extra or Standard (CHAMPUS)
N ☐ TRICARE Plus
O ☐ TRICARE for Life
P ☐ TRICARE Supplemental Insurance
Q ☐ TRICARE Reserve Select

Other Health Plans

- F ☐ Medicare
G ☐ Federal Employees Health Benefit Program (FEHBP)
H ☐ Medicaid
I ☐ A civilian HMO (such as Kaiser)
J ☐ Other civilian health insurance (such as Blue Cross)
K ☐ Uniformed Services Family Health Plan (USFHP)
M ☐ The Veterans Administration (VA)
R ☐ Government health insurance from a country other than the US
L ☐ Not sure

3. Which health plan did you use for all or most of your health care in the last 12 months?

H09003

See Note 1

MARK ONLY ONE ANSWER.

- 1 ☐ TRICARE Prime
- 3 ☐ TRICARE Extra or Standard (CHAMPUS)
- 11 ☐ TRICARE Plus
- 12 ☐ TRICARE Reserve Select
- 4 ☐ Medicare (may include TRICARE for Life)
- 5 ☐ Federal Employees Health Benefit Program (FEHBP)
- 6 ☐ Medicaid
- 7 ☐ A civilian HMO (such as Kaiser)
- 8 ☐ Other civilian health insurance (such as Blue Cross)
- 9 ☐ Uniformed Services Family Health Plan (USFHP)
- 10 ☐ The Veterans Administration (VA)
- 13 ☐ Government health insurance from a country other than the US
- 5 ☐ Not sure
- 6 ☐ Did not use any health plan in the last 12 months → [Go to Question 5](#)

For the remainder of this questionnaire, the term health plan refers to the plan you indicated in Question 3.

4. How many months or years in a row have you been in this health plan?

H09004

See Note 1

- 1 ☐ Less than 6 months
- 2 ☐ 6 up to 12 months
- 3 ☐ 12 up to 24 months
- 4 ☐ 2 up to 5 years
- 5 ☐ 5 up to 10 years
- 6 ☐ 10 or more years

YOUR HEALTH CARE IN THE LAST 12 MONTHS

These questions ask about your own health care. Do not include care you got when you stayed overnight in a hospital. Do not include the times you went for dental care visits.

5. In the last 12 months, where did you go most often for your health care?

H09005

MARK ONLY ONE ANSWER.

- 1 ☐ A military facility – This includes: Military clinic, Military hospital, PRIMUS clinic, NAVCARE clinic
- 2 ☐ A civilian facility – This includes: Doctor's office, Clinic, Hospital, Civilian TRICARE contractor
- 3 ☐ Uniformed Services Family Health Plan facility (USFHP)
- 4 ☐ Veterans Affairs (VA) clinic or hospital
- 5 ☐ I went to none of the listed types of facilities in the last 12 months

6. In the last 12 months, did you have an illness, injury, or condition that needed care right away in a clinic, emergency room, or doctor's office?

H09006

See Note 2

1 ☐ Yes

2 ☐ No → [Go to Question 9](#)

7. In the last 12 months, when you needed care right away, how often did you get care as soon as you thought you needed?

H09007

See Note 2

1 ☐ Never

2 ☐ Sometimes

3 ☐ Usually

4 ☐ Always

-6 ☐ I didn't need care right away for an illness, injury or condition in the last 12 months

8. In the last 12 months, when you needed care right away for an illness, injury, or condition, how long did you usually have to wait between trying to get care and actually seeing a provider?

H09008

See Note 2

1 ☐ Same day

2 ☐ 1 day

3 ☐ 2 days

4 ☐ 3 days

5 ☐ 4-7 days

6 ☐ 8-14 days

7 ☐ 15 days or longer

-6 ☐ I didn't need care right away for an illness, injury or condition in the last 12 months

9. A health provider could be a general doctor, a specialist doctor, a nurse practitioner, a physician assistant, a nurse, or anyone else you would see for health care.

In the last 12 months, not counting the times you needed health care right away, did you make any appointments for your health care at a doctor's office or clinic?

1 ☐ Yes

2 ☐ No → [Go to Question 12](#)

H09009

See Note 3

10. In the last 12 months, not counting times you needed care right away, how often did you get an appointment for health care at a doctor's office or clinic as soon as you thought you needed?

H09010

See Note 3

1 ☐ Never

2 ☐ Sometimes

3 ☐ Usually

4 ☐ Always

-6 ☐ I had no appointments in the last 12 months

11. In the last 12 months, not counting the times you needed health care right away, how many days did you usually have to wait between making an appointment and actually seeing a provider?

- 1 ☐ Same day
 2 ☐ 1 day
 3 ☐ 2-3 days
 4 ☐ 4-7 days
 5 ☐ 8-14 days
 6 ☐ 15-30 days
 7 ☐ 31 days or longer
 -6 ☐ I had no appointments in the last 12 months

H09011

See Note 3

12. In the last 12 months, how many times did you go to an emergency room to get care for yourself?

- 1 ☐ None
 2 ☐ 1
 3 ☐ 2
 4 ☐ 3
 5 ☐ 4
 6 ☐ 5 to 9
 7 ☐ 10 or more

H09012

13. In the last 12 months (not counting times you went to an emergency room), how many times did you go to a doctor's office or clinic to get health care for yourself?

- 1 ☐ None → *Go to Question 19*
 2 ☐ 1
 3 ☐ 2
 4 ☐ 3
 5 ☐ 4
 6 ☐ 5 to 9
 7 ☐ 10 or more

H09013

See Note 4

14. In the last 12 months, how often did you and a doctor or other health provider talk about specific things you could do to prevent illness?

- 1 ☐ Never
 2 ☐ Sometimes
 3 ☐ Usually
 4 ☐ Always

H09014

See Note 4

15. Choices for your treatment or health care can include choices about medicine, surgery, or other treatment. In the last 12 months, did a doctor or other health provider tell you there was more than one choice for your treatment or health care?

- 1 ☐ Yes
 2 ☐ No → *Go to Question 18*

H09015

See Notes 4 and 5

16. In the last 12 months, did a doctor or other health provider talk with you about the pros and cons of each choice for your treatment or health care?

- 1 ☐ Definitely yes
 2 ☐ Somewhat yes
 3 ☐ Somewhat no
 4 ☐ Definitely no

H09016

See Notes 4 and 5

17. In the last 12 months, when there was more than one choice for your treatment or health care, did a doctor or other health provider ask which choice you thought was best for you?

- 1 ☐ Definitely yes
 2 ☐ Somewhat yes
 3 ☐ Somewhat no
 4 ☐ Definitely no

H09017

See Notes 4 and 5

18. Using any number from 0 to 10, where 0 is the worst health care possible and 10 is the best health care possible, what number would you use to rate all your health care in the last 12 months?

- 0 ☐ 0 Worst health care possible
 1 ☐ 1
 2 ☐ 2
 3 ☐ 3
 4 ☐ 4
 5 ☐ 5
 6 ☐ 6
 7 ☐ 7
 8 ☐ 8
 9 ☐ 9
 10 ☐ 10 Best health care possible
 -6 ☐ I had no visits in the last 12 months

H09018

See Note 4

YOUR PERSONAL DOCTOR OR NURSE

The next questions ask about your own health care. Do not include care you got when you stayed overnight in a hospital. Do not include the times you went for dental care visits.

19. A personal doctor is the one you would see if you need a checkup, want advice about a health problem, or get sick or hurt. Do you have a personal doctor?

- 1 ☐ Yes
 2 ☐ No → *Go to Question 28*

H09019

See Note 6

20. In the last 12 months, how many times did you visit your personal doctor to get care for yourself?

- 0 ☐ None → [Go to Question 27](#)
 1 ☐ 1
 2 ☐ 2
 3 ☐ 3
 4 ☐ 4
 5 ☐ 5 to 9
 6 ☐ 10 or more

H09020

See Notes 6 and 7

21. In the last 12 months, how often did your personal doctor listen carefully to you?

- 1 ☐ Never
 2 ☐ Sometimes
 3 ☐ Usually
 4 ☐ Always
 -6 ☐ I had no visits in the last 12 months

H09021

See Notes 6 and 7

22. In the last 12 months, how often did your personal doctor explain things in a way that was easy to understand?

- 1 ☐ Never
 2 ☐ Sometimes
 3 ☐ Usually
 4 ☐ Always
 -6 ☐ I had no visits in the last 12 months

H09022

See Notes 6 and 7

23. In the last 12 months, how often did your personal doctor show respect for what you had to say?

- 1 ☐ Never
 2 ☐ Sometimes
 3 ☐ Usually
 4 ☐ Always
 -6 ☐ I had no visits in the last 12 months

H09023

See Notes 6 and 7

24. In the last 12 months, how often did your personal doctor spend enough time with you?

- 1 ☐ Never
 2 ☐ Sometimes
 3 ☐ Usually
 4 ☐ Always
 -6 ☐ I had no visits in the last 12 months

H09024

See Notes 6 and 7

25. In the last 12 months, did you get care from a doctor or other health provider besides your personal doctor?

- 1 ☐ Yes
 2 ☐ No → [Go to Question 27](#)

H09025

See Notes 6, 7, and 8

26. In the last 12 months, how often did your personal doctor seem informed and up-to-date about the care you got from these doctors or other health providers?

- 1 ☐ Never
 2 ☐ Sometimes
 3 ☐ Usually
 4 ☐ Always

H09026

See Notes 6 and 8

27. Using any number from 0 to 10, where 0 is the worst personal doctor possible and 10 is the best personal doctor possible, what number would you use to rate your personal doctor?

- 0 ☐ 0 Worst personal doctor possible
 1 ☐ 1
 2 ☐ 2
 3 ☐ 3
 4 ☐ 4
 5 ☐ 5
 6 ☐ 6
 7 ☐ 7
 8 ☐ 8
 9 ☐ 9
 10 ☐ 10 Best personal doctor possible
 -6 ☐ I don't have a personal doctor

H09027

See Note 6

GETTING HEALTH CARE FROM A SPECIALIST

When you answer the next questions, do not include dental visits or care you got when you stayed overnight in a hospital.

28. Specialists are doctors like surgeons, heart doctors, allergy doctors, skin doctors, and others who specialize in one area of health care.

In the last 12 months, did you try to make any appointments to see a specialist?

- 1 ☐ Yes
 2 ☐ No → [Go to Question 32](#)

H09028

See Note 9

29. In the last 12 months, how often was it easy to get appointments with specialists?

- 1 ☐ Never
 2 ☐ Sometimes
 3 ☐ Usually
 4 ☐ Always
 -6 ☐ I didn't need a specialist in the last 12 months

H09029

See Note 9

30. How many specialists have you seen in the last 12 months?

- 0 ☐ None → [Go to Question 32](#)
 1 ☐ 1 specialist
 2 ☐ 2
 3 ☐ 3
 4 ☐ 4
 5 ☐ 5 or more specialists

H09030

See Notes 9 and 10

31. We want to know your rating of the specialist you saw most often in the last 12 months. Using any number from 0 to 10, where 0 is the worst specialist possible and 10 is the best specialist possible, what number would you use to rate the specialist?

H09031

See Notes 9 and 10

- 0 ☐ 0 Worst specialist possible
 1 ☐ 1
 2 ☐ 2
 3 ☐ 3
 4 ☐ 4
 5 ☐ 5
 6 ☐ 6
 7 ☐ 7
 8 ☐ 8
 9 ☐ 9
 10 ☐ 10 Best specialist possible
 -6 ☐ I didn't see a specialist in the last 12 months

32. In general, how would you rate your overall mental or emotional health now?

S09B01

- 1 ☐ Excellent
 2 ☐ Very good
 3 ☐ Good
 4 ☐ Fair
 5 ☐ Poor

33. In the last 12 months, did you need any treatment or counseling for a personal or family problem?

- 1 ☐ Yes
 2 ☐ No → [Go to Question 36](#)

S09B02

See Note 10A1

34. In the last 12 months, how much of a problem, if any, was it to get the treatment or counseling you needed through your health plan?

S09B03

See Note 10A1

- 1 ☐ A big problem
 2 ☐ A small problem
 3 ☐ Not a problem

35. Using any number from 0 to 10, where 0 is the worst treatment or counseling possible and 10 is the best treatment or counseling possible, what number would you use to rate your treatment or counseling in the last 12 months?

- 0 ☐ 0 Worst treatment or counseling possible
 1 ☐ 1
 2 ☐ 2
 3 ☐ 3
 4 ☐ 4
 5 ☐ 5
 6 ☐ 6
 7 ☐ 7
 8 ☐ 8
 9 ☐ 9
 10 ☐ 10 Best treatment or counseling possible
 -6 ☐ I had no treatment or counseling in the last 12 months

S09B04

See Note 10A1

YOUR HEALTH PLAN

The next questions ask about your experience with your health plan. By your health plan, we mean the health plan you marked in Question 3.

36. In the last 12 months, did you try to get any kind of care, tests, or treatment through your health plan?

- 1 ☐ Yes
 2 ☐ No → [Go to Question 38](#)

H09032

See Note 11

37. In the last 12 months, how often was it easy to get the care, tests or treatment you thought you needed through your health plan?

- 1 ☐ Never
 2 ☐ Sometimes
 3 ☐ Usually
 4 ☐ Always
 -6 ☐ I didn't need any care, tests, or treatment through my health plan in the last 12 months

H09033

See Note 11

38. In the last 12 months, how often did the written material or the Internet provide the information you needed about how your plan works?

- 1 ☐ Never
 2 ☐ Sometimes
 3 ☐ Usually
 4 ☐ Always
 -6 ☐ I didn't look for information from my health plan in the last 12 months

H09034

39. Sometimes people need services or equipment beyond what is provided in a regular or routine office visit, such as care from a specialist, physical therapy, a hearing aid, or oxygen.

In the last 12 months, did you look for information from your health plan on how much you would have to pay for a health care service or equipment?

- 1 ☐ Yes
2 ☐ No

→ [Go to Question 41](#)

H09035

See Note 12

40. In the last 12 months, how often were you able to find out from your health plan how much you would have to pay for a health care service or equipment?

- 1 ☐ Never
2 ☐ Sometimes
3 ☐ Usually
4 ☐ Always
-6 ☐ I didn't need a health care service or equipment from my health plan in the last 12 months

H09036

See Note 12

41. In some health plans, the amount you pay for a prescription medicine can be different for different medicines, or can be different for prescriptions filled by mail instead of at the pharmacy.

In the last 12 months, did you look for information from your health plan on how much you would have to pay for specific prescription medicines?

- 1 ☐ Yes
2 ☐ No

→ [Go to Question 43](#)

H09037

See Note 13

42. In the last 12 months, how often were you able to find out from your health plan how much you would have to pay for specific prescription medications?

- 1 ☐ Never
2 ☐ Sometimes
3 ☐ Usually
4 ☐ Always
-6 ☐ I didn't need a prescription medications from my health plan in the last 12 months

H09038

See Note 13

43. In the last 12 months, did you try to get information or help from your health plan's customer service?

- 1 ☐ Yes
2 ☐ No

→ [Go to Question 46](#)

H09039

See Note 14

44. In the last 12 months, how often did your health plan's customer service give you the information or help you needed?

- 1 ☐ Never
2 ☐ Sometimes
3 ☐ Usually
4 ☐ Always
-6 ☐ I didn't call my health plan's customer service in the last 12 months

H09040

See Note 14

45. In the last 12 months, how often did your health plan's customer service staff treat you with courtesy and respect?

- 1 ☐ Never
2 ☐ Sometimes
3 ☐ Usually
4 ☐ Always
-6 ☐ I didn't call my health plan's customer service in the last 12 months

H09041

See Note 14

46. In the last 12 months, did your health plan give you any forms to fill out?

- 1 ☐ Yes
2 ☐ No

→ [Go to Question 48](#)

H09042

See Note 15

47. In the last 12 months, how often were the forms from your health plan easy to fill out?

- 1 ☐ Never
2 ☐ Sometimes
3 ☐ Usually
4 ☐ Always
-6 ☐ I didn't have any experiences with paperwork for my health plan in the last 12 months

H09043

See Note 15

48. Claims are sent to a health plan for payment. You may send in the claims yourself, or doctors, hospitals, or others may do this for you. In the last 12 months, did you or anyone else send in any claims to your health plan?

- 1 ☐ Yes
2 ☐ No
-5 ☐ Don't know

→ [Go to Question 51](#)

→ [Go to Question 51](#)

H09044

See Note 16

49. In the last 12 months, how often did your health plan handle your claims quickly?

- 1 ☐ Never
 2 ☐ Sometimes
 3 ☐ Usually
 4 ☐ Always
 -5 ☐ Don't know
 -6 ☐ No claims were sent for me in the last 12 months

H09045

See Note 16

50. In the last 12 months, how often did your health plan handle your claims correctly?

- 1 ☐ Never
 2 ☐ Sometimes
 3 ☐ Usually
 4 ☐ Always
 -5 ☐ Don't know
 -6 ☐ No claims were sent for me in the last 12 months

H09046

See Note 16

51. Using any number from 0 to 10, where 0 is the worst health plan possible and 10 is the best health plan possible, what number would you use to rate your health plan?

- 0 ☐ 0 Worst health plan possible
 1 ☐ 1
 2 ☐ 2
 3 ☐ 3
 4 ☐ 4
 5 ☐ 5
 6 ☐ 6
 7 ☐ 7
 8 ☐ 8
 9 ☐ 9
 10 ☐ 10 Best health plan possible

H09047

PREVENTIVE CARE

Preventive care is medical care you receive that is intended to maintain your good health or prevent a future medical problem. A physical or blood pressure screening are examples of preventive care.

52. When did you last have a blood pressure reading?

- 3 ☐ Less than 12 months ago
 2 ☐ 1 to 2 years ago
 1 ☐ More than 2 years ago

H09048

53. Do you know if your blood pressure is too high?

- 1 ☐ Yes, it is too high
 2 ☐ No, it is not too high
 3 ☐ Don't know

H09049

54. When did you last have a flu shot?

H09050

- 4 ☐ Less than 12 months ago
 3 ☐ 1-2 years ago
 2 ☐ More than 2 years ago
 1 ☐ Never had a flu shot

55. Have you ever smoked at least 100 cigarettes in your entire life?

H09051

See Note 17

- 1 ☐ Yes
 2 ☐ No → [Go to Question 60](#)
 -5 ☐ Don't know → [Go to Question 60](#)

56. Do you now smoke cigarettes every day, some days or not at all?

H09052

See Note 17

- 4 ☐ Every day → [Go to Question 57](#)
 3 ☐ Some days → [Go to Question 57](#)
 2 ☐ Not at all → [Go to Question 60](#)
 -5 ☐ Don't know → [Go to Question 60](#)

57. In the last 12 months, on how many visits were you advised to quit smoking by a doctor or other health provider in your plan?

H09053

See Notes 17 and 18

- 1 ☐ None
 2 ☐ 1 visit
 3 ☐ 2 to 4 visits
 4 ☐ 5 to 9 visits
 5 ☐ 10 or more visits
 -6 ☐ I had no visits in the last 12 months

58. On how many visits was medication recommended or discussed to assist you with quitting smoking (for example: nicotine gum, patch, nasal spray, inhaler, prescription medication)?

H09054

See Notes 17 and 18

- 1 ☐ None
 2 ☐ 1 visit
 3 ☐ 2 to 4 visits
 4 ☐ 5 to 9 visits
 5 ☐ 10 or more visits
 -6 ☐ I had no visits in the last 12 months

59. On how many visits did your doctor or health provider recommend or discuss methods and strategies (other than medication) to assist you with quitting smoking?

H09055

See Notes 17 and 18

- 1 ☐ None
 2 ☐ 1 visit
 3 ☐ 2 to 4 visits
 4 ☐ 5 to 9 visits
 5 ☐ 10 or more visits
 -6 ☐ I had no visits in the last 12 months

60. Have you ever used or tried any smokeless tobacco products such as chewing tobacco or snuff?

- 1 ☐ Yes → [Go to Question 61](#)
 2 ☐ No → [Go to Question 62](#)
 -5 ☐ Don't know → [Go to Question 62](#)

S09D01

See Note 18A1

61. Do you currently use chewing tobacco or snuff everyday, some days or not at all?

- 1 ☐ Every day
 2 ☐ Some days
 3 ☐ Not at all
 -5 ☐ Don't know

S09D02

See Note 18A1

62. Do currently use any tobacco products other than cigarettes, such as cigars, pipes, bidis, kreteks, or any other tobacco product?

Note: Bidis are small, brown, hand-rolled cigarettes from India and other southeast Asian countries. Kreteks are clove cigarettes made in Indonesia that contain clove extract and tobacco.

- 1 ☐ Yes
 2 ☐ No
 -5 ☐ Don't know

S09D03

63. If you use tobacco products other than cigarettes, on how many visits in the last 12 months were you advised to quit by a doctor or other health provider in your plan?

- 1 ☐ None
 2 ☐ 1 visit
 3 ☐ 2 to 4 visits
 4 ☐ 5 to 9 visits
 5 ☐ 10 or more visits
 -6 ☐ I had no visits in the last 12 months
 -7 ☐ I do not use other tobacco products

S09D04

64. Are you male or female?

- 1 ☐ Male → [Go to Question 71](#)
 2 ☐ Female

H09056

See Note 19A

65. When did you last have a Pap smear test?

- 5 ☐ Within the last 12 months
 4 ☐ 1 to 3 years ago
 3 ☐ More than 3 but less than 5 years ago
 2 ☐ 5 or more years ago
 1 ☐ Never had a Pap smear test

H09057

See Notes 19A and 19B

66. Are you under age 40?

- 1 ☐ Yes → [Go to Question 68](#)
 2 ☐ No

H09058

See Notes 19A, 19B, and 20

67. When was the last time your breasts were checked by mammography?

H09059

See Notes 19A, 19B, and 20

- 5 ☐ Within the last 12 months
 4 ☐ 1 to 2 years ago
 3 ☐ More than 2 years ago but less than 5 years ago
 2 ☐ 5 or more years ago
 1 ☐ Never had a mammogram

68. Have you been pregnant in the last 12 months or are you pregnant now?

H09060

See Notes 19A, 19B, and 21

- 1 ☐ Yes, I am currently pregnant → [Go to Question 69](#)
 2 ☐ No, I am not currently pregnant, but have been pregnant in the past 12 months → [Go to Question 70](#)
 3 ☐ No, I am not currently pregnant, and have not been pregnant in the past 12 months → [Go to Question 71](#)

69. In what trimester is your pregnancy?

- 1 ☐ First trimester (up to 12 weeks after 1st day of last period) → [Go to Question 71](#)
 2 ☐ Second trimester (13th through 27th week)
 3 ☐ Third trimester (28th week until delivery)

H09061

See Notes 19A, 19B, and 21

70. In which trimester did you first receive prenatal care?

- 4 ☐ First trimester (up to 12 weeks after 1st day of last period)
 3 ☐ Second trimester (13th through 27th week)
 2 ☐ Third trimester (28th week until delivery)
 1 ☐ Did not receive prenatal care

H09062

See Notes 19A, 19B, and 21

ABOUT YOU

71. In general, how would you rate your overall health now?

- 5 ☐ Excellent
 4 ☐ Very good
 3 ☐ Good
 2 ☐ Fair
 1 ☐ Poor

H09063

72. Are you limited in any way in any activities because of any impairment or health problem?

- 1 ☐ Yes
 2 ☐ No

H09064

73. In the last 12 months, have you seen a doctor or other health provider 3 or more times for the same condition or problem?

- 1 ☐ Yes
2 ☐ No

→ *Go to Question 75*

H09065

See Note 22

74. Is this a condition or problem that has lasted for at least 3 months? Do not include pregnancy or menopause.

- 1 ☐ Yes
2 ☐ No

H09066

See Note 22

75. Do you now need or take medicine prescribed by a doctor? Do not include birth control.

- 1 ☐ Yes
2 ☐ No

→ *Go to Question 77*

H09067

See Note 23

76. Is this medicine to treat a condition that has lasted for at least 3 months? Do not include pregnancy or menopause.

- 1 ☐ Yes
2 ☐ No

H09068

See Note 23

77. How tall are you without your shoes on? Please give your answer in feet and inches.

H09069F, H09069I

Example:

Height	
Feet	Inches
<u>5</u>	<u>6</u>
<input type="checkbox"/> 1	<input type="checkbox"/> 0
<input type="checkbox"/> 2	<input type="checkbox"/> 1
<input type="checkbox"/> 3	<input type="checkbox"/> 2
<input type="checkbox"/> 4	<input type="checkbox"/> 3
<input checked="" type="checkbox"/> 5	<input type="checkbox"/> 4
<input type="checkbox"/> 6	<input type="checkbox"/> 5
<input type="checkbox"/> 7	<input checked="" type="checkbox"/> 6
	<input type="checkbox"/> 7
	<input type="checkbox"/> 8
	<input type="checkbox"/> 9
	<input type="checkbox"/> 10
	<input type="checkbox"/> 11

Height	
Feet	Inches
<input type="checkbox"/> 1	<input type="checkbox"/> 0
<input type="checkbox"/> 2	<input type="checkbox"/> 1
<input type="checkbox"/> 3	<input type="checkbox"/> 2
<input type="checkbox"/> 4	<input type="checkbox"/> 3
<input type="checkbox"/> 5	<input type="checkbox"/> 4
<input type="checkbox"/> 6	<input type="checkbox"/> 5
<input type="checkbox"/> 7	<input type="checkbox"/> 6
	<input type="checkbox"/> 7
	<input type="checkbox"/> 8
	<input type="checkbox"/> 9
	<input type="checkbox"/> 10
	<input type="checkbox"/> 11

78. How much do you weigh without your shoes on? Please give your answer in pounds.

H09070

Example:

Weight		
Pounds		
<u>1</u>	<u>6</u>	<u>0</u>
<input type="checkbox"/> 0	<input type="checkbox"/> 0	<input checked="" type="checkbox"/> 0
<input checked="" type="checkbox"/> 1	<input type="checkbox"/> 1	<input type="checkbox"/> 1
<input type="checkbox"/> 2	<input type="checkbox"/> 2	<input type="checkbox"/> 2
<input type="checkbox"/> 3	<input type="checkbox"/> 3	<input type="checkbox"/> 3
	<input type="checkbox"/> 4	<input type="checkbox"/> 4
	<input type="checkbox"/> 5	<input type="checkbox"/> 5
	<input checked="" type="checkbox"/> 6	<input type="checkbox"/> 6
	<input type="checkbox"/> 7	<input type="checkbox"/> 7
	<input type="checkbox"/> 8	<input type="checkbox"/> 8
	<input type="checkbox"/> 9	<input type="checkbox"/> 9

Weight		
Pounds		
<input type="checkbox"/> 0	<input type="checkbox"/> 0	<input type="checkbox"/> 0
<input type="checkbox"/> 1	<input type="checkbox"/> 1	<input type="checkbox"/> 1
<input type="checkbox"/> 2	<input type="checkbox"/> 2	<input type="checkbox"/> 2
<input type="checkbox"/> 3	<input type="checkbox"/> 3	<input type="checkbox"/> 3
	<input type="checkbox"/> 4	<input type="checkbox"/> 4
	<input type="checkbox"/> 5	<input type="checkbox"/> 5
	<input type="checkbox"/> 6	<input type="checkbox"/> 6
	<input type="checkbox"/> 7	<input type="checkbox"/> 7
	<input type="checkbox"/> 8	<input type="checkbox"/> 8
	<input type="checkbox"/> 9	<input type="checkbox"/> 9

79. What is the highest grade or level of school that you have completed?

SREDA

- 1 ☐ 8th grade or less
2 ☐ Some high school, but did not graduate
3 ☐ High school graduate or GED
4 ☐ Some college or 2-year degree
5 ☐ 4-year college graduate
6 ☐ More than 4-year college degree

80. Are you of Hispanic or Latino origin or descent?

(Mark "NO" if not Spanish/Hispanic/Latino.)

- A ☐ No, not Spanish, Hispanic, or Latino
B ☐ Yes, Mexican, Mexican American, Chicano
C ☐ Yes, Puerto Rican
D ☐ Yes, Cuban
E ☐ Yes, other Spanish, Hispanic, or Latino

H09071, H09071A-H09071E

See Note 24

81. What is your race?

(Mark ONE OR MORE races to indicate what you consider yourself to be.)

SRRACEA-SRRACEE

- A ☐ White
B ☐ Black or African American
C ☐ American Indian or Alaska Native
D ☐ Asian (e.g., Asian Indian, Chinese, Filipino, Japanese, Korean, Vietnamese)
E ☐ Native Hawaiian or other Pacific Islander (e.g., Samoan, Guamanian, or Chamorro)

82. What is your age now?

- 1 ☐ 18 to 24
- 2 ☐ 25 to 34
- 3 ☐ 35 to 44
- 4 ☐ 45 to 54
- 5 ☐ 55 to 64
- 6 ☐ 65 to 74
- 7 ☐ 75 or older

SRAGE

83. **Currently, are you covered by Medicare Part A?** Medicare is the federal health insurance program for people aged 65 or older and for certain persons with disabilities. Medicare Part A helps pay for inpatient hospital care.

H09072

- 1 ☐ Yes, I am now covered by Medicare Part A
- 2 ☐ No, I am not covered by Medicare Part A

84. **Currently, are you covered by Medicare Part B?** Medicare is the federal health insurance program for people aged 65 or older and for certain persons with disabilities. Medicare Part B helps pay for doctor's services, outpatient hospital services, and certain other services.

H09073

- 1 ☐ Yes, I am now covered by Medicare Part B
- 2 ☐ No, I am not covered by Medicare Part B

85. **Currently, are you covered by Medicare supplemental insurance?** Medicare supplemental insurance, also called Medigap or MediSup, is usually obtained from private insurance companies and covers some of the costs not paid for by Medicare.

H09074

- 1 ☐ Yes, I am now covered by Medicare supplemental insurance
- 2 ☐ No, I am not covered by Medicare supplemental insurance

86. **If you were free to choose between civilian and military facilities for all of your health care, which would you prefer? Would you say ...**

S09N11

- 1 ☐ All care from military facilities
- 2 ☐ All care from civilian facilities
- 3 ☐ Some care from both military and civilian facilities
- 4 ☐ Or, no preference

THANK YOU FOR TAKING THE TIME TO COMPLETE THE SURVEY! Your generous contribution will greatly aid efforts to improve the health of our military community.

Return your survey in the postage-paid envelope. If the envelope is missing, please send to:

Office of the Assistant Secretary of Defense (HA)
TMA/HPAE
c/o Synovate Survey Processing Center
PO Box 5030
Chicago, IL 60680-4138

Questions about the survey?

Email: survey-dodq2@synovate.net

Toll-free phone (in the US, Puerto Rico and Canada):
1-877-236-2390, available 24 hours a day
Toll-free fax (in the US and Canada): 1-800-409-7681

International Toll-Free numbers:

Germany: 0 800 182 1532
Great Britain: 008 234 7139
Japan: 0053 11 30 814
South Korea: 003 0813 1286
Mexico: 001 877 238 5171
Philippines: 1 800 1116 2366

When calling or writing, please provide your name, address, and the 8-digit number above your address on the envelope.

Questions about your TRICARE coverage?

For additional information on TRICARE, or if you are not sure about your benefits, or if you don't have a primary care manager; contact the TRICARE Service Center in your region:

North: 1-877-874-2273
South: 1-800-444-5445
West: 1-888-874-9378
Outside the US: 1-888-777-8343

The website is:
www.tricare.osd.mil/tricare-servicecenters

Veterans: Contact the US Department of Veterans Affairs at
1-877-222-VETS; or go to www.va.gov

APPENDIX A

ANNOTATED QUESTIONNAIRE – V4 – QUARTER II

PAGE IS INTENTIONALLY LEFT BLANK TO ALLOW FOR DOUBLE-SIDED COPYING



Health Care Survey of DoD Beneficiaries

January 2009



PAGE IS INTENTIONALLY LEFT BLANK TO ALLOW FOR DOUBLE-SIDED COPYING

According to the Privacy Act of 1974 (Public Law 93-579), the Department of Defense is required to inform you of the purposes and use of this survey. Please read it carefully.

Authority: 10 U.S.C., Chapter 55; Section 706, Public Law 102-484; E.O. 9397.

Purpose: This survey helps health policy makers gauge beneficiary satisfaction with the current military health care system and provides valuable input from beneficiaries that will be used to improve the Military Health System.

Routine Uses: None

Disclosure: Voluntary. Failure to respond will not result in any penalty to the respondent. However, maximum participation is encouraged so that data will be as complete and representative as possible.

YOUR PRIVACY

Your participation in this survey effort is very important. Your responses are confidential and your participation is voluntary. The number on the back of this survey is ONLY used to let us know if you returned your survey so we don't have to send you reminders.

This is your opportunity to tell officials of your opinions and experiences with the current military health care system. It is also an opportunity to provide feedback and identify areas where improvements are needed.

The survey processing center removes all identifying information before sending the results to the Department of Defense.

Your information is grouped with others and no individual information is shared. Only group statistics will be compiled and reported. No information about you as an individual will be disclosed.

SURVEY INSTRUCTIONS

Answer all the questions by checking the box to the left of your answer. You are sometimes told to skip over some questions in this survey. When this happens you will see an arrow with a note that tells you what question to answer next, like this:

- ☒ Yes → **Go to Question 42**
☐ No

Please return the completed questionnaire in the enclosed postage-paid envelope within **seven days**. If the envelope is missing, please send to:

Office of the Assistant Secretary of Defense (Health Affairs)
TMA/HPAE
c/o Synovate Survey Processing Center
PO Box 5030
Chicago, IL 60680-4138

SURVEY STARTS HERE

As an eligible TRICARE beneficiary, please complete this survey even if you did not receive your health care from a military facility.

Please recognize that some specific questions about TRICARE benefits may not apply to you, depending on your entitlement and particular TRICARE program.

This survey is about the health care of the person whose name appears on the cover letter. The questionnaire should be completed by that person. If you are not the addressee, please give this survey to that person.

1. Are you the person whose name appears on the cover letter?

H09001

- 1 ☐ Yes → **Go to Question 2**
2 ☐ No → Please give this questionnaire to the person addressed on the cover letter.

2. By which of the following health plans are you currently covered?

H09002A-H09002R

MARK ALL THAT APPLY.

Military Health Plans

- A ☐ TRICARE Prime (including TRICARE Prime Remote and TRICARE Overseas)
C ☐ TRICARE Extra or Standard (CHAMPUS)
N ☐ TRICARE Plus
O ☐ TRICARE for Life
P ☐ TRICARE Supplemental Insurance
Q ☐ TRICARE Reserve Select

Other Health Plans

- F ☐ Medicare
G ☐ Federal Employees Health Benefit Program (FEHBP)
H ☐ Medicaid
I ☐ A civilian HMO (such as Kaiser)
J ☐ Other civilian health insurance (such as Blue Cross)
K ☐ Uniformed Services Family Health Plan (USFHP)
M ☐ The Veterans Administration (VA)
R ☐ Government health insurance from a country other than the US
L ☐ Not sure

3. Which health plan did you use for all or most of your health care in the last 12 months?

H09003

See Note 1

MARK ONLY ONE ANSWER.

- 1 ☐ TRICARE Prime
3 ☐ TRICARE Extra or Standard (CHAMPUS)
11 ☐ TRICARE Plus
12 ☐ TRICARE Reserve Select
4 ☐ Medicare (may include TRICARE for Life)
5 ☐ Federal Employees Health Benefit Program (FEHBP)
6 ☐ Medicaid
7 ☐ A civilian HMO (such as Kaiser)
8 ☐ Other civilian health insurance (such as Blue Cross)
9 ☐ Uniformed Services Family Health Plan (USFHP)
10 ☐ The Veterans Administration (VA)
13 ☐ Government health insurance from a country other than the US
-5 ☐ Not sure
-6 ☐ Did not use any health plan in the last 12 months → **Go to Question 5**

For the remainder of this questionnaire, the term health plan refers to the plan you indicated in Question 3.

4. How many months or years in a row have you been in this health plan?

H09004

See Note 1

- 1 ☐ Less than 6 months
2 ☐ 6 up to 12 months
3 ☐ 12 up to 24 months
4 ☐ 2 up to 5 years
5 ☐ 5 up to 10 years
6 ☐ 10 or more years

YOUR HEALTH CARE IN THE LAST 12 MONTHS

These questions ask about your own health care. Do not include care you got when you stayed overnight in a hospital. Do not include the times you went for dental care visits.

5. In the last 12 months, where did you go most often for your health care?

H09005

MARK ONLY ONE ANSWER.

- 1 ☐ A military facility – This includes: Military clinic, Military hospital, PRIMUS clinic, NAVCARE clinic
2 ☐ A civilian facility – This includes: Doctor's office, Clinic, Hospital, Civilian TRICARE contractor
3 ☐ Uniformed Services Family Health Plan facility (USFHP)
4 ☐ Veterans Affairs (VA) clinic or hospital
5 ☐ I went to none of the listed types of facilities in the last 12 months

6. In the last 12 months, did you have an illness, injury, or condition that needed care right away in a clinic, emergency room, or doctor's office?

H09006

See Note 2

1 ☐ Yes

2 ☐ No → **Go to Question 9**

7. In the last 12 months, when you needed care right away, how often did you get care as soon as you thought you needed?

H09007

See Note 2

- 1 ☐ Never
2 ☐ Sometimes
3 ☐ Usually
4 ☐ Always
-6 ☐ I didn't need care right away for an illness, injury or condition in the last 12 months

8. In the last 12 months, when you needed care right away for an illness, injury, or condition, how long did you usually have to wait between trying to get care and actually seeing a provider?

H09008

See Note 2

- 1 ☐ Same day
2 ☐ 1 day
3 ☐ 2 days
4 ☐ 3 days
5 ☐ 4-7 days
6 ☐ 8-14 days
7 ☐ 15 days or longer
-6 ☐ I didn't need care right away for an illness, injury or condition in the last 12 months

9. A health provider could be a general doctor, a specialist doctor, a nurse practitioner, a physician assistant, a nurse, or anyone else you would see for health care.

In the last 12 months, not counting the times you needed health care right away, did you make any appointments for your health care at a doctor's office or clinic?

1 ☐ Yes

2 ☐ No → **Go to Question 12**

H09009

See Note 3

10. In the last 12 months, not counting times you needed care right away, how often did you get an appointment for your health care at a doctor's office or clinic as soon as you thought you needed?

H09010

See Note 3

- 1 ☐ Never
2 ☐ Sometimes
3 ☐ Usually
4 ☐ Always
-6 ☐ I had no appointments in the last 12 months

11. In the last 12 months, not counting the times you needed health care right away, how many days did you usually have to wait between making an appointment and actually seeing a provider?

H09011

See Note 3

- 1 ☐ Same day
2 ☐ 1 day
3 ☐ 2-3 days
4 ☐ 4-7 days
5 ☐ 8-14 days
6 ☐ 15-30 days
7 ☐ 31 days or longer
8 ☐ I had no appointments in the last 12 months

12. In the last 12 months, how many times did you go to an emergency room to get care for yourself?

H09012

- 1 ☐ None
2 ☐ 1
3 ☐ 2
4 ☐ 3
5 ☐ 4
6 ☐ 5 to 9
7 ☐ 10 or more

13. In the last 12 months (not counting times you went to an emergency room), how many times did you go to a doctor's office or clinic to get health care for yourself?

H09013

- 1 ☐ None → **Go to Question 19**
2 ☐ 1
3 ☐ 2
4 ☐ 3
5 ☐ 4
6 ☐ 5 to 9
7 ☐ 10 or more

See Note 4

14. In the last 12 months, how often did you and a doctor or other health provider talk about specific things you could do to prevent illness?

H09014

- 1 ☐ Never
2 ☐ Sometimes
3 ☐ Usually
4 ☐ Always

See Note 4

15. Choices for your treatment or health care can include choices about medicine, surgery, or other treatment. In the last 12 months, did a doctor or other health provider tell you there was more than one choice for your treatment or health care?

H09015

- 1 ☐ Yes
2 ☐ No → **Go to Question 18**

See Notes 4 and 5

16. In the last 12 months, did a doctor or other health provider talk with you about the pros and cons of each choice for your treatment or health care?

H09016

See Notes 4 and 5

- 1 ☐ Definitely yes
2 ☐ Somewhat yes
3 ☐ Somewhat no
4 ☐ Definitely no

17. In the last 12 months, when there was more than one choice for your treatment or health care, did a doctor or other health provider ask which choice you thought was best for you?

H09017

See Notes 4 and 5

- 1 ☐ Definitely yes
2 ☐ Somewhat yes
3 ☐ Somewhat no
4 ☐ Definitely no

18. Using any number from 0 to 10, where 0 is the worst health care possible and 10 is the best health care possible, what number would you use to rate all your health care in the last 12 months?

H09018

See Note 4

- 0 ☐ 0 Worst health care possible
1 ☐ 1
2 ☐ 2
3 ☐ 3
4 ☐ 4
5 ☐ 5
6 ☐ 6
7 ☐ 7
8 ☐ 8
9 ☐ 9
10 ☐ 10 Best health care possible
-6 ☐ I had no visits in the last 12 months

YOUR PERSONAL DOCTOR OR NURSE

The next questions ask about your own health care. Do not include care you got when you stayed overnight in a hospital. Do not include the times you went for dental care visits.

19. A personal doctor is the one you would see if you need a checkup, want advice about a health problem, or get sick or hurt. Do you have a personal doctor?

H09019

See Note 6

- 1 ☐ Yes
2 ☐ No → **Go to Question 28**

20. In the last 12 months, how many times did you visit your personal doctor to get care for yourself? H09020
See Notes 6 and 7
- 0 ☐ None → [Go to Question 27](#)
 1 ☐ 1
 2 ☐ 2
 3 ☐ 3
 4 ☐ 4
 5 ☐ 5 to 9
 6 ☐ 10 or more
21. In the last 12 months, how often did your personal doctor listen carefully to you? H09021
See Notes 6 and 7
- 1 ☐ Never
 2 ☐ Sometimes
 3 ☐ Usually
 4 ☐ Always
 -6 ☐ I had no visits in the last 12 months
22. In the last 12 months, how often did your personal doctor explain things in a way that was easy to understand? H09022
See Notes 6 and 7
- 1 ☐ Never
 2 ☐ Sometimes
 3 ☐ Usually
 4 ☐ Always
 -6 ☐ I had no visits in the last 12 months
23. In the last 12 months, how often did your personal doctor show respect for what you had to say? H09023
See Notes 6 and 7
- 1 ☐ Never
 2 ☐ Sometimes
 3 ☐ Usually
 4 ☐ Always
 -6 ☐ I had no visits in the last 12 months
24. In the last 12 months, how often did your personal doctor spend enough time with you? H09024
See Notes 6 and 7
- 1 ☐ Never
 2 ☐ Sometimes
 3 ☐ Usually
 4 ☐ Always
 -6 ☐ I had no visits in the last 12 months
25. In the last 12 months, did you get care from a doctor or other health provider besides your personal doctor? H09025
See Notes 6, 7, and 8
- 1 ☐ Yes
 2 ☐ No → [Go to Question 27](#)

26. In the last 12 months, how often did your personal doctor seem informed and up-to-date about the care you got from these doctors or other health providers? H09026
See Notes 6, 7, and 8
- 1 ☐ Never
 2 ☐ Sometimes
 3 ☐ Usually
 4 ☐ Always
27. Using any number from 0 to 10, where 0 is the worst personal doctor possible and 10 is the best personal doctor possible, what number would you use to rate your personal doctor?
- 0 ☐ 0 Worst personal doctor possible H09027
 1 ☐ 1
 2 ☐ 2 See Note 6
 3 ☐ 3
 4 ☐ 4
 5 ☐ 5
 6 ☐ 6
 7 ☐ 7
 8 ☐ 8
 9 ☐ 9
 10 ☐ 10 Best personal doctor possible
 -6 ☐ I don't have a personal doctor

GETTING HEALTH CARE FROM A SPECIALIST

When you answer the next questions, do not include dental visits or care you got when you stayed overnight in a hospital.

28. **Specialists** are doctors like surgeons, heart doctors, allergy doctors, skin doctors, and other doctors who specialize in one area of health care.
- In the last 12 months, did you try to make any appointments to see a specialist? H09028
See Note 9
- 1 ☐ Yes
 2 ☐ No → [Go to Question 32](#)
29. In the last 12 months, how often was it easy to get appointments with specialists? H09029
See Note 9
- 1 ☐ Never
 2 ☐ Sometimes
 3 ☐ Usually
 4 ☐ Always
 -6 ☐ I didn't need a specialist in the last 12 months

30. How many specialists have you seen in the last 12 months?

- 0 ☐ None → [Go to Question 32](#)
- 1 ☐ 1 specialist
- 2 ☐ 2
- 3 ☐ 3
- 4 ☐ 4
- 5 ☐ 5 or more specialists

H09030

See Notes 9 and 10

31. We want to know your rating of the specialist you saw most often in the last 12 months. Using any number from 0 to 10, where 0 is the worst specialist possible and 10 is the best specialist possible, what number would you use to rate the specialist?

H09031

See Notes 9 and 10

- 0 ☐ 0 Worst specialist possible
- 1 ☐ 1
- 2 ☐ 2
- 3 ☐ 3
- 4 ☐ 4
- 5 ☐ 5
- 6 ☐ 6
- 7 ☐ 7
- 8 ☐ 8
- 9 ☐ 9
- 10 ☐ 10 Best specialist possible
- 6 ☐ I didn't see a specialist in the last 12 months

32. In general, how would you rate your overall mental or emotional health now?

S09B01

- 1 ☐ Excellent
- 2 ☐ Very good
- 3 ☐ Good
- 4 ☐ Fair
- 5 ☐ Poor

33. In the last 12 months, did you need any treatment or counseling for a personal or family problem?

S09B02

- 1 ☐ Yes
- 2 ☐ No → [Go to Question 36](#)

See Note 10A1

34. In the last 12 months, how much of a problem, if any, was it to get the treatment or counseling you needed through your health plan?

S09B03

See Note 10A1

- 1 ☐ A big problem
- 2 ☐ A small problem
- 3 ☐ Not a problem

35. Using any number from 0 to 10, where 0 is the worst treatment or counseling possible and 10 is the best treatment or counseling possible, what number would you use to rate your treatment or counseling in the last 12 months?

- 0 ☐ 0 Worst treatment or counseling possible

1 ☐ 1

S09B04

2 ☐ 2

3 ☐ 3

See Note 10A1

4 ☐ 4

5 ☐ 5

6 ☐ 6

7 ☐ 7

8 ☐ 8

9 ☐ 9

10 ☐ 10 Best treatment or counseling possible

-6 ☐ I had no treatment or counseling in the last 12 months

YOUR HEALTH PLAN

The next questions ask about your experience with your health plan. By your health plan, we mean the health plan you marked in Question 3.

36. In the last 12 months, did you try to get any kind of care, tests, or treatment through your health plan?

H09032

See Note 11

1 ☐ Yes

2 ☐ No → [Go to Question 38](#)

37. In the last 12 months, how often was it easy to get the care, tests or treatment you thought you needed through your health plan?

H09033

See Note 11

1 ☐ Never

2 ☐ Sometimes

3 ☐ Usually

4 ☐ Always

-6 ☐ I didn't need care, tests or treatment through my health plan in the last 12 months

38. In the last 12 months, how often did the written material or the Internet provide the information you needed about how your plan works?

H09034

1 ☐ Never

2 ☐ Sometimes

3 ☐ Usually

4 ☐ Always

-6 ☐ I didn't look for information from my health plan in the last 12 months

39. Sometimes people need services or equipment beyond what is provided in a regular or routine office visit, such as care from a specialist, physical therapy, a hearing aid, or oxygen.

In the last 12 months, did you look for information from your health plan on how much you would have to pay for a health care service or equipment?

H09035

1 ☐ Yes

2 ☐ No

→ [Go to Question 41](#)

See Note 12

40. In the last 12 months, how often were you able to find out from your health plan how much you would have to pay for a health care service or equipment?

H09036

1 ☐ Never

2 ☐ Sometimes

3 ☐ Usually

4 ☐ Always

-6 ☐ I didn't need a health care service or equipment from my health plan in the last 12 months

See Note 12

41. In some health plans, the amount you pay for a prescription medicine can be different for different medicines, or can be different for prescriptions filled by mail instead of at the pharmacy.

In the last 12 months, did you look for information from your health plan on how much you would have to pay for specific prescription medicines?

H09037

1 ☐ Yes

2 ☐ No

→ [Go to Question 43](#)

See Note 13

42. In the last 12 months, how often were you able to find out from your health plan how much you would have to pay for specific prescription medications?

H09038

1 ☐ Never

2 ☐ Sometimes

3 ☐ Usually

4 ☐ Always

-6 ☐ I didn't need prescription medications from my health plan in the last 12 months

See Note 13

43. In the last 12 months, did you try to get information or help from your health plan's customer service?

H09039

1 ☐ Yes

2 ☐ No

→ [Go to Question 46](#)

See Note 14

44. In the last 12 months, how often did your health plan's customer service give you the information or help you needed?

H09040

1 ☐ Never

2 ☐ Sometimes

3 ☐ Usually

4 ☐ Always

-6 ☐ I didn't call my health plan's customer service in the last 12 months

See Note 14

45. In the last 12 months, how often did your health plan's customer service staff treat you with courtesy and respect?

H09041

1 ☐ Never

2 ☐ Sometimes

3 ☐ Usually

4 ☐ Always

-6 ☐ I didn't call my health plan's customer service in the last 12 months

See Note 14

46. In the last 12 months, did your health plan give you any forms to fill out?

H09042

1 ☐ Yes

2 ☐ No

→ [Go to Question 48](#)

See Note 15

47. In the last 12 months, how often were the forms from your health plan easy to fill out?

H09043

1 ☐ Never

2 ☐ Sometimes

3 ☐ Usually

4 ☐ Always

-6 ☐ I didn't have any experiences with paperwork for my health plan in the last 12 months

See Note 15

48. Claims are sent to a health plan for payment. You may send in the claims yourself, or doctors, hospitals, or others may do this for you. In the last 12 months, did you or anyone else send in any claims to your health plan?

H09044

1 ☐ Yes

2 ☐ No

-5 ☐ Don't know

→ [Go to Question 51](#)

→ [Go to Question 51](#)

See Note 16

49. In the last 12 months, how often did your health plan handle your claims quickly?

H09045

See Note 16

- 1 ☐ Never
- 2 ☐ Sometimes
- 3 ☐ Usually
- 4 ☐ Always
- 5 ☐ Don't know
- 6 ☐ No claims were sent for me in the last 12 months

50. In the last 12 months, how often did your health plan handle your claims correctly?

H09046

See Note 16

- 1 ☐ Never
- 2 ☐ Sometimes
- 3 ☐ Usually
- 4 ☐ Always
- 5 ☐ Don't know
- 6 ☐ No claims were sent for me in the last 12 months

51. Using any number from 0 to 10, where 0 is the worst health plan possible and 10 is the best health plan possible, what number would you use to rate your health plan?

H09047

- 0 ☐ 0 Worst health plan possible
- 1 ☐ 1
- 2 ☐ 2
- 3 ☐ 3
- 4 ☐ 4
- 5 ☐ 5
- 6 ☐ 6
- 7 ☐ 7
- 8 ☐ 8
- 9 ☐ 9
- 10 ☐ 10 Best health plan possible

PREVENTIVE CARE

Preventive care is medical care you receive that is intended to maintain your good health or prevent a future medical problem. A physical or blood pressure screening are examples of preventive care.

52. When did you last have a blood pressure reading?

H09048

- 3 ☐ Less than 12 months ago
- 2 ☐ 1 to 2 years ago
- 1 ☐ More than 2 years ago

53. Do you know if your blood pressure is too high?

H09049

- 1 ☐ Yes, it is too high
- 2 ☐ No, it is not too high
- 3 ☐ Don't know

54. For a blood stool test, a person uses a home kit and puts some stool on a card. The card is sent to the doctor's office or lab. Have you ever had this test using a home kit?

S09Q01

See Note 16A1

- 1 ☐ Yes
- 2 ☐ No → [Go to Question 56](#)
- 5 ☐ Don't know → [Go to Question 56](#)

55. How long has it been since you had your last blood stool test using a home kit?

S09Q02

See Note 16A1

- 1 ☐ Less than 12 months ago
- 2 ☐ At least one year but less than 2 years ago
- 3 ☐ At least 2 years but less than 5 years ago
- 4 ☐ 5 or more years ago
- 6 ☐ Never had a blood stool test
- 5 ☐ Don't know

56. Sigmoidoscopy and colonoscopy are exams in which a lighted tube is inserted in the rectum to view the colon for signs of cancer or other health problems. Have you had either of these exams?

S09Q03

See Note 16A2

- 1 ☐ Yes
- 2 ☐ No → [Go to Question 59](#)
- 5 ☐ Don't know → [Go to Question 59](#)

57. A sigmoidoscopy is limited to the lower part of the colon and is usually done without anesthesia. How long has it been since you had your last sigmoidoscopy?

S09Q04

See Note 16A2

- 1 ☐ Less than 12 months ago
- 2 ☐ At least one year but less than 2 years ago
- 3 ☐ At least 2 years but less than 5 years ago
- 4 ☐ 5 or more years ago
- 6 ☐ Never had a sigmoidoscopy
- 5 ☐ Don't know

58. For a colonoscopy the entire colon is examined and patients usually receive medication in their veins to relax them and make them feel sleepy. How long has it been since you had your last colonoscopy?

S09Q05

See Note 16A2

- 1 ☐ Less than 12 months ago
- 2 ☐ At least one year but less than 2 years ago
- 3 ☐ At least 2 years but less than 5 years ago
- 4 ☐ At least 5 but less than 10 years ago
- 5 ☐ 10 or more years ago
- 6 ☐ Never had a colonoscopy
- 5 ☐ Don't know

59. When did you last have a flu shot?

H09050

- 4 ☐ Less than 12 months ago
- 3 ☐ 1-2 years ago
- 2 ☐ More than 2 years ago
- 1 ☐ Never had a flu shot

60. Have you ever smoked at least 100 cigarettes in your entire life?

1 ☐ Yes H09051
 2 ☐ No See Note 17
 -5 ☐ Don't know → [Go to Question 65](#)

61. Do you now smoke cigarettes every day, some days or not at all?

4 ☐ Every day → [Go to Question 62](#) H09052
 3 ☐ Some days → [Go to Question 62](#) See Note 17
 2 ☐ Not at all → [Go to Question 65](#)
 -5 ☐ Don't know → [Go to Question 65](#)

62. In the last 12 months, on how many visits were you advised to quit smoking by a doctor or other health provider in your plan?

1 ☐ None H09053
 2 ☐ 1 visit See Notes 17 and 18
 3 ☐ 2 to 4 visits
 4 ☐ 5 to 9 visits
 5 ☐ 10 or more visits
 -6 ☐ I had no visits in the last 12 months

63. On how many visits was medication recommended or discussed to assist you with quitting smoking (for example: nicotine gum, patch, nasal spray, inhaler, prescription medication)?

1 ☐ None H09054
 2 ☐ 1 visit See Notes 17 and 18
 3 ☐ 2 to 4 visits
 4 ☐ 5 to 9 visits
 5 ☐ 10 or more visits
 -6 ☐ I had no visits in the last 12 months

64. On how many visits did your doctor or health provider recommend or discuss methods and strategies (other than medication) to assist you with quitting smoking?

1 ☐ None H09055
 2 ☐ 1 visit See Notes 17 and 18
 3 ☐ 2 to 4 visits
 4 ☐ 5 to 9 visits
 5 ☐ 10 or more visits
 -6 ☐ I had no visits in the last 12 months

65. Do you currently smoke any tobacco products other than cigarettes, such as cigars, pipes, bidis, kreteks, or any other tobacco product?

Note: Bidis are small, brown, hand-rolled cigarettes from India and other southeast Asian countries. Kreteks are clove cigarettes made in Indonesia that contain clove extract and tobacco.

S09D03

1 ☐ Yes
 2 ☐ No
 -5 ☐ Don't know

66. Have you ever used or tried any smokeless tobacco products such as dip, chewing tobacco, snuff or snus?

1 ☐ Yes → [Go to Question 67](#) S09D01
 2 ☐ No → [Go to Question 69](#) See Note 18A1
 -5 ☐ Don't know → [Go to Question 69](#)

67. Do you currently use smokeless tobacco products such as dip, chewing tobacco, snuff or snus every day, some days or not at all?

1 ☐ Every day S09D02
 2 ☐ Some days See Note 18A1
 3 ☐ Not at all → [Go to Question 69](#)

68. In a typical week, how much dip, chewing tobacco, snuff, or snus do you use?

3 ☐ Two or more cans or pouches a week S09D05
 2 ☐ One to two cans or pouches a week See Note 18A1
 1 ☐ Less than one can or pouch a week
 -5 ☐ Don't know

69. If you use tobacco products other than cigarettes, including smokeless tobacco, cigars, pipes, bidis or kreteks, on how many visits in the last 12 months were you advised to quit by a doctor or other health provider in your plan?

1 ☐ None S09D04
 2 ☐ 1 visit
 3 ☐ 2 to 4 visits
 4 ☐ 5 to 9 visits
 5 ☐ 10 or more visits
 -6 ☐ I had no visits in the last 12 months
 -7 ☐ I do not use other tobacco products

70. Are you male or female?

1 ☐ Male → [Go to Question 77](#) H09056
 2 ☐ Female See Note 19A

71. When did you last have a Pap smear test?

5 ☐ Within the last 12 months H09057
 4 ☐ 1 to 3 years ago See Notes 19A and 19B
 3 ☐ More than 3 but less than 5 years ago
 2 ☐ 5 or more years ago
 1 ☐ Never had a Pap smear test

72. Are you under age 40?

1 ☐ Yes → [Go to Question 74](#) H09058
 2 ☐ No See Notes 19A, 19B and 20

73. When was the last time your breasts were checked by mammography? H09059
- 5 ☐ Within the last 12 months See Notes 19A, 19B and 20
- 4 ☐ 1 to 2 years ago
- 3 ☐ More than 2 years ago but less than 5 years ago
- 2 ☐ 5 or more years ago
- 1 ☐ Never had a mammogram
74. Have you been pregnant in the last 12 months or are you pregnant now? H09060 See Notes 19A, 19B and 21
- 1 ☐ Yes, I am currently pregnant → [Go to Question 75](#)
- 2 ☐ No, I am not currently pregnant, but have been pregnant in the past 12 months → [Go to Question 76](#)
- 3 ☐ No, I am not currently pregnant, and have not been pregnant in the past 12 months → [Go to Question 77](#)
75. In what trimester is your pregnancy? H09061
- See Notes 19A, 19B and 21
- 1 ☐ First trimester (up to 12 weeks after 1st day of last period) → [Go to Question 77](#)
- 2 ☐ Second trimester (13th through 27th week)
- 3 ☐ Third trimester (28th week until delivery)
76. In which trimester did you first receive prenatal care? H09062 See Notes 19A, 19B and 21
- 4 ☐ First trimester (up to 12 weeks after 1st day of last period)
- 3 ☐ Second trimester (13th through 27th week)
- 2 ☐ Third trimester (28th week until delivery)
- 1 ☐ Did not receive prenatal care

ABOUT YOU

77. In general, how would you rate your overall health now? H09063
- 5 ☐ Excellent
- 4 ☐ Very good
- 3 ☐ Good
- 2 ☐ Fair
- 1 ☐ Poor
78. Are you limited in any way in any activities because of any impairment or health problem? H09064
- 1 ☐ Yes
- 2 ☐ No

79. In the past 12 months, have you seen a doctor or other health provider 3 or more times for the same condition or problem? H09065
- See Note 22
- 1 ☐ Yes
- 2 ☐ No → [Go to Question 81](#)
80. Is this a condition or problem that has lasted for at least 3 months? Do not include pregnancy or menopause.
- 1 ☐ Yes H09066
- 2 ☐ No See Note 22
81. Do you now need or take medicine prescribed by a doctor? Do not include birth control. H09067
- See Note 23
- 1 ☐ Yes
- 2 ☐ No → [Go to Question 83](#)
82. Is this medicine to treat a condition that has lasted for at least 3 months? Do not include pregnancy or menopause.
- 1 ☐ Yes H09068
- 2 ☐ No See Note 23
83. How tall are you without your shoes on? Please give your answer in feet and inches. H09069F, H09069I

Example:

Height	
Feet	Inches
5	6
<input type="checkbox"/> 1	<input type="checkbox"/> 0
<input type="checkbox"/> 2	<input type="checkbox"/> 1
<input type="checkbox"/> 3	<input type="checkbox"/> 2
<input type="checkbox"/> 4	<input type="checkbox"/> 3
<input checked="" type="checkbox"/> 5	<input type="checkbox"/> 4
<input type="checkbox"/> 6	<input type="checkbox"/> 5
<input type="checkbox"/> 7	<input checked="" type="checkbox"/> 6
	<input type="checkbox"/> 7
	<input type="checkbox"/> 8
	<input type="checkbox"/> 9
	<input type="checkbox"/> 10
	<input type="checkbox"/> 11

Height	
Feet	Inches
<input type="checkbox"/> 1	<input type="checkbox"/> 0
<input type="checkbox"/> 2	<input type="checkbox"/> 1
<input type="checkbox"/> 3	<input type="checkbox"/> 2
<input type="checkbox"/> 4	<input type="checkbox"/> 3
<input type="checkbox"/> 5	<input type="checkbox"/> 4
<input type="checkbox"/> 6	<input type="checkbox"/> 5
<input type="checkbox"/> 7	<input type="checkbox"/> 6
	<input type="checkbox"/> 7
	<input type="checkbox"/> 8
	<input type="checkbox"/> 9
	<input type="checkbox"/> 10
	<input type="checkbox"/> 11

84. How much do you weigh without your shoes on? Please give your answer in pounds.

H09070

Example:

Weight		
Pounds		
1	6	0
<input type="checkbox"/> 0	<input type="checkbox"/> 0	<input checked="" type="checkbox"/> 0
<input checked="" type="checkbox"/> 1	<input type="checkbox"/> 1	<input type="checkbox"/> 1
<input type="checkbox"/> 2	<input type="checkbox"/> 2	<input type="checkbox"/> 2
<input type="checkbox"/> 3	<input type="checkbox"/> 3	<input type="checkbox"/> 3
	<input type="checkbox"/> 4	<input type="checkbox"/> 4
	<input type="checkbox"/> 5	<input type="checkbox"/> 5
	<input checked="" type="checkbox"/> 6	<input type="checkbox"/> 6
	<input type="checkbox"/> 7	<input type="checkbox"/> 7
	<input type="checkbox"/> 8	<input type="checkbox"/> 8
	<input type="checkbox"/> 9	<input type="checkbox"/> 9

Weight		
Pounds		
<input type="checkbox"/> 0	<input type="checkbox"/> 0	<input type="checkbox"/> 0
<input type="checkbox"/> 1	<input type="checkbox"/> 1	<input type="checkbox"/> 1
<input type="checkbox"/> 2	<input type="checkbox"/> 2	<input type="checkbox"/> 2
<input type="checkbox"/> 3	<input type="checkbox"/> 3	<input type="checkbox"/> 3
	<input type="checkbox"/> 4	<input type="checkbox"/> 4
	<input type="checkbox"/> 5	<input type="checkbox"/> 5
	<input type="checkbox"/> 6	<input type="checkbox"/> 6
	<input type="checkbox"/> 7	<input type="checkbox"/> 7
	<input type="checkbox"/> 8	<input type="checkbox"/> 8
	<input type="checkbox"/> 9	<input type="checkbox"/> 9

85. What is the highest grade or level of school that you have completed?

SREDA

- 1 ☐ 8th grade or less
- 2 ☐ Some high school, but did not graduate
- 3 ☐ High school graduate or GED
- 4 ☐ Some college or 2-year degree
- 5 ☐ 4-year college graduate
- 6 ☐ More than 4-year college degree

86. Are you of Hispanic or Latino origin or descent?

H090071, H09071A-H09071E

(Mark "NO" if not Spanish/Hispanic/Latino.)

See Note 24

- A ☐ No, not Spanish, Hispanic, or Latino
- B ☐ Yes, Mexican, Mexican American, Chicano
- C ☐ Yes, Puerto Rican
- D ☐ Yes, Cuban
- E ☐ Yes, other Spanish, Hispanic, or Latino

87. What is your race?

(Mark ONE OR MORE races to indicate what you consider yourself to be.)

SRRACEA-SRRACEE

- A ☐ White
- B ☐ Black or African American
- C ☐ American Indian or Alaska Native
- D ☐ Asian (e.g., Asian Indian, Chinese, Filipino, Japanese, Korean, Vietnamese)
- E ☐ Native Hawaiian or other Pacific Islander (e.g., Samoan, Guamanian, or Chamorro)

88. What is your age now?

SRAGE

- 1 ☐ 18 to 24
- 2 ☐ 25 to 34
- 3 ☐ 35 to 44
- 4 ☐ 45 to 54
- 5 ☐ 55 to 64
- 6 ☐ 65 to 74
- 7 ☐ 75 or older

89. Currently, are you covered by Medicare Part A? Medicare is the federal health insurance program for people aged 65 or older and for certain persons with disabilities. Medicare Part A helps pay for inpatient hospital care.

H09072

- 1 ☐ Yes, I am now covered by Medicare Part A
- 2 ☐ No, I am not covered by Medicare Part A

90. Currently, are you covered by Medicare Part B? Medicare is the federal health insurance program for people aged 65 or older and for certain persons with disabilities. Medicare Part B helps pay for doctor's services, outpatient hospital services, and certain other services.

H09073

- 1 ☐ Yes, I am now covered by Medicare Part B
- 2 ☐ No, I am not covered by Medicare Part B

91. Currently, are you covered by Medicare supplemental insurance? Medicare supplemental insurance, also called Medigap or MediSup, is usually obtained from private insurance companies and covers some of the costs not paid for by Medicare.

H09074

- 1 ☐ Yes, I am now covered by Medicare supplemental insurance
- 2 ☐ No, I am not covered by Medicare supplemental insurance

92. If you were free to choose between civilian and military facilities for all of your health care, which would you prefer? Would you say ...

S09N11

- 1 ☐ All care from military facilities
- 2 ☐ All care from civilian facilities
- 3 ☐ Some care from both military and civilian facilities
- 4 ☐ Or, no preference

THANK YOU FOR TAKING THE TIME TO COMPLETE THE SURVEY! Your generous contribution will greatly aid efforts to improve the health of our military community.

Return your survey in the postage-paid envelope. If the envelope is missing, please send to:

Office of the Assistant Secretary of Defense (HA)
TMA/HPAE
c/o Synovate Survey Processing Center
PO Box 5030
Chicago, IL 60680-4138

Questions about the survey?

Email: survey-dodq2@synovate.net

Toll-free phone (in the US, Puerto Rico and Canada):
1-877-236-2390, available 24 hours a day
Toll-free fax (in the US and Canada): 1-800-409-7681

International Toll-Free numbers:

Germany: 0 800 182 1532
Great Britain: 008 234 7139
Japan: 0053 11 30 814
South Korea: 003 0813 1286
Mexico: 001 877 238 5171
Philippines: 1 800 1116 2366

When calling or writing, please provide your name, address, and the 8-digit number above your address on the envelope.

Questions about your TRICARE coverage?

For additional information on TRICARE, or if you are not sure about your benefits, or if you don't have a primary care manager; contact the TRICARE Service Center in your region:

North: 1-877-874-2273
South: 1-800-444-5445
West: 1-888-874-9378
Outside the US: 1-888-777-8343

The website is:

www.tricare.osd.mil/tricarecenters

Veterans: Contact the US Department of Veterans Affairs at
1-877-222-VETS; or go to www.va.gov

PAGE IS INTENTIONALLY LEFT BLANK TO ALLOW FOR DOUBLE-SIDED COPYING

APPENDIX A

ANNOTATED QUESTIONNAIRE – QUARTER III

PAGE IS INTENTIONALLY LEFT BLANK TO ALLOW FOR DOUBLE-SIDED COPYING



Health Care Survey of DoD Beneficiaries

April 2009



PAGE IS INTENTIONALLY LEFT BLANK TO ALLOW FOR DOUBLE-SIDED COPYING

According to the Privacy Act of 1974 (Public Law 93-579), the Department of Defense is required to inform you of the purposes and use of this survey. Please read it carefully.

Authority: 10 U.S.C., Chapter 55; Section 706, Public Law 102-484; E.O. 9397.

Purpose: This survey helps health policy makers gauge beneficiary satisfaction with the current military health care system and provides valuable input from beneficiaries that will be used to improve the Military Health System.

Routine Uses: None

Disclosure: Voluntary. Failure to respond will not result in any penalty to the respondent. However, maximum participation is encouraged so that data will be as complete and representative as possible.

YOUR PRIVACY

Your participation in this survey effort is very important. Your responses are confidential and your participation is voluntary. The number on the back of this survey is ONLY used to let us know if you returned your survey so we don't have to send you reminders.

This is your opportunity to tell officials of your opinions and experiences with the current military health care system. It is also an opportunity to provide feedback and identify areas where improvements are needed.

The survey processing center removes all identifying information before sending the results to the Department of Defense.

Your information is grouped with others and no individual information is shared. Only group statistics will be compiled and reported. No information about you as an individual will be disclosed.

SURVEY INSTRUCTIONS

Answer all the questions by checking the box to the left of your answer. You are sometimes told to skip over some questions in this survey. When this happens you will see an arrow with a note that tells you what question to answer next, like this:

☒ Yes → **Go to Question 42**
☐ No

Please return the completed questionnaire in the enclosed postage-paid envelope within **seven days**. If the envelope is missing, please send to:

Office of the Assistant Secretary of Defense (Health Affairs)
TMA/HPAE
c/o Synovate Survey Processing Center
PO Box 5030
Chicago, IL 60680-4138

SURVEY STARTS HERE

As an eligible TRICARE beneficiary, please complete this survey even if you did not receive your health care from a military facility.

Please recognize that some specific questions about TRICARE benefits may not apply to you, depending on your entitlement and particular TRICARE program.

This survey is about the health care of the person whose name appears on the cover letter. The questionnaire should be completed by that person. If you are not the addressee, please give this survey to that person.

1. Are you the person whose name appears on the cover letter? H09001

1 ☐ Yes → **Go to Question 2**
2 ☐ No → Please give this questionnaire to the person addressed on the cover letter.

2. By which of the following health plans are you currently covered? H09002A-H09002R

MARK ALL THAT APPLY.

Military Health Plans

- A ☐ TRICARE Prime (including TRICARE Prime Remote and TRICARE Overseas)
C ☐ TRICARE Extra or Standard (CHAMPUS)
N ☐ TRICARE Plus
O ☐ TRICARE for Life
P ☐ TRICARE Supplemental Insurance
Q ☐ TRICARE Reserve Select

Other Health Plans

- F ☐ Medicare
G ☐ Federal Employees Health Benefit Program (FEHBP)
H ☐ Medicaid
I ☐ A civilian HMO (such as Kaiser)
J ☐ Other civilian health insurance (such as Blue Cross)
K ☐ Uniformed Services Family Health Plan (USFHP)
M ☐ The Veterans Administration (VA)
R ☐ Government health insurance from a country other than the US
L ☐ Not sure

3. Which health plan did you use for all or most of your health care in the last 12 months?

MARK ONLY ONE ANSWER.

H09003

See Note 1

- 1 ☐ TRICARE Prime
- 3 ☐ TRICARE Extra or Standard (CHAMPUS)
- 11 ☐ TRICARE Plus
- 12 ☐ TRICARE Reserve Select
- 4 ☐ Medicare (may include TRICARE for Life)
- 5 ☐ Federal Employees Health Benefit Program (FEHBP)
- 6 ☐ Medicaid
- 7 ☐ A civilian HMO (such as Kaiser)
- 8 ☐ Other civilian health insurance (such as Blue Cross)
- 9 ☐ Uniformed Services Family Health Plan (USFHP)
- 10 ☐ The Veterans Administration (VA)
- 13 ☐ Government health insurance from a country other than the US
- 5 ☐ Not sure
- 6 ☐ Did not use any health plan in the last 12 months → [Go to Question 5](#)

For the remainder of this questionnaire, the term health plan refers to the plan you indicated in Question 3.

4. How many months or years in a row have you been in this health plan?

H09004

See Note 1

- 1 ☐ Less than 6 months
- 2 ☐ 6 up to 12 months
- 3 ☐ 12 up to 24 months
- 4 ☐ 2 up to 5 years
- 5 ☐ 5 up to 10 years
- 6 ☐ 10 or more years

YOUR HEALTH CARE IN THE LAST 12 MONTHS

These questions ask about your own health care. Do not include care you got when you stayed overnight in a hospital. Do not include the times you went for dental care visits.

5. In the last 12 months, where did you go most often for your health care?

H09005

MARK ONLY ONE ANSWER.

- 1 ☐ A military facility – This includes: Military clinic, Military hospital, PRIMUS clinic, NAVCARE clinic
- 2 ☐ A civilian facility – This includes: Doctor's office, Clinic, Hospital, Civilian TRICARE contractor
- 3 ☐ Uniformed Services Family Health Plan facility (USFHP)
- 4 ☐ Veterans Affairs (VA) clinic or hospital
- 5 ☐ I went to none of the listed types of facilities in the last 12 months

6. In the last 12 months, did you have an illness, injury, or condition that needed care right away in a clinic, emergency room, or doctor's office?

H09006

See Note 2

- 1 ☐ Yes
- 2 ☐ No → [Go to Question 9](#)

7. In the last 12 months, when you needed care right away, how often did you get care as soon as you thought you needed?

H09007

See Note 2

- 1 ☐ Never
- 2 ☐ Sometimes
- 3 ☐ Usually
- 4 ☐ Always
- 6 ☐ I didn't need care right away for an illness, injury or condition in the last 12 months

8. In the last 12 months, when you needed care right away for an illness, injury, or condition, how long did you usually have to wait between trying to get care and actually seeing a provider?

H09008

See Note 2

- 1 ☐ Same day
- 2 ☐ 1 day
- 3 ☐ 2 days
- 4 ☐ 3 days
- 5 ☐ 4-7 days
- 6 ☐ 8-14 days
- 7 ☐ 15 days or longer
- 6 ☐ I didn't need care right away for an illness, injury or condition in the last 12 months

9. In the last 12 months, not counting the times you needed health care right away, did you make any appointments for your health care at a doctor's office or clinic?

H09009

See Note 3

- 1 ☐ Yes
- 2 ☐ No → [Go to Question 12](#)

10. In the last 12 months, not counting times you needed care right away, how often did you get an appointment for your health care at a doctor's office or clinic as soon as you thought you needed?

H09010

See Note 3

- 1 ☐ Never
- 2 ☐ Sometimes
- 3 ☐ Usually
- 4 ☐ Always
- 6 ☐ I had no appointments in the last 12 months

11. In the last 12 months, not counting the times you needed health care right away, how many days did you usually have to wait between making an appointment and actually seeing a provider?

H09011

See Note 3

- 1 ☐ Same day
- 2 ☐ 1 day
- 3 ☐ 2-3 days
- 4 ☐ 4-7 days
- 5 ☐ 8-14 days
- 6 ☐ 15-30 days
- 7 ☐ 31 days or longer
- 6 ☐ I had no appointments in the last 12 months

12. In the last 12 months, how many times did you go to an emergency room to get care for yourself?

H09012

1 ☐ None → [Go to Question 20](#)

See Note 3A1

2 ☐ 1

3 ☐ 2

4 ☐ 3

5 ☐ 4

6 ☐ 5 to 9

7 ☐ 10 or more

13. The last time you visited an emergency room, did you go to the emergency room to treat an accident or injury or for some other health problem?

S09W01

1 ☐ Accident or injury

2 ☐ Some other reason

-5 ☐ Don't know

-6 ☐ I had no emergency room visits in the last 12 months → [Go to Question 20](#)

See Note 3A1

14. Before going to the emergency room, were you able to contact a doctor or other health professional about this problem?

S09W02

See Notes 3A1 and 3A2

1 ☐ Yes

2 ☐ No → [Go to Question 16](#)

-5 ☐ Don't know → [Go to Question 16](#)

15. Did the doctor or health professional tell you to go to the emergency room?

1 ☐ Yes → [Go to Question 20](#)

2 ☐ No

-5 ☐ Don't know

S09W03

See Notes 3A1, 3A2, and 3A3

16. Before going to the emergency room or calling for emergency medical assistance, did you try to see or call a doctor or other health professional about this problem?

S09W04

See Notes 3A1 and 3A3

1 ☐ Yes

2 ☐ No

-5 ☐ Don't know

17. At the time you went to the emergency room, were there any places other than an emergency room where you could have gone to treat this problem?

S09W05

1 ☐ Yes

See Notes 3A1, 3A3, and 3A4

2 ☐ No → [Go to Question 19](#)

-5 ☐ Don't know → [Go to Question 19](#)

18. Why did you decide to go to an emergency room instead of the alternative?

S09W06

See Notes 3A1, 3A3, and 3A4

MARK ONLY ONE ANSWER.

1 ☐ Other choices were closed at the time

2 ☐ Other choices were too far away

3 ☐ Other choices cost too much

4 ☐ Other reason

-5 ☐ Don't know

19. As a result of this emergency room visit, were you admitted to the hospital for an overnight stay?

S09W07

See Notes 3A1 and 3A3

1 ☐ Yes

2 ☐ No

-5 ☐ Don't know

20. In the last 12 months (not counting times you went to an emergency room), how many times did you go to a doctor's office or clinic to get health care for yourself?

1 ☐ None → [Go to Question 26](#)

2 ☐ 1

3 ☐ 2

4 ☐ 3

5 ☐ 4

6 ☐ 5 to 9

7 ☐ 10 or more

H09013

See Note 4

21. In the last 12 months, how often did you and a doctor or other health provider talk about specific things you could do to prevent illness?

H09014

See Note 4

1 ☐ Never

2 ☐ Sometimes

3 ☐ Usually

4 ☐ Always

22. Choices for your treatment or health care can include choices about medicine, surgery, or other treatment. In the last 12 months, did a doctor or other health provider tell you there was more than one choice for your treatment or health care?

H09015

See Notes 4 and 5

1 ☐ Yes

2 ☐ No → [Go to Question 25](#)

23. In the last 12 months, did a doctor or other health provider talk with you about the pros and cons of each choice for your treatment or health care?

H09016

See Notes 4 and 5

1 ☐ Definitely yes

2 ☐ Somewhat yes

3 ☐ Somewhat no

4 ☐ Definitely no

24. In the last 12 months, when there was more than one choice for your treatment or health care, did a doctor or other health provider ask which choice you thought was best for you?

- 1 ☐ Definitely yes
2 ☐ Somewhat yes
3 ☐ Somewhat no
4 ☐ Definitely no

H09017

See Notes 4 and 5

25. Using any number from 0 to 10, where 0 is the worst health care possible and 10 is the best health care possible, what number would you use to rate all your health care in the last 12 months?

- 0 ☐ 0 Worst health care possible
1 ☐ 1
2 ☐ 2
3 ☐ 3
4 ☐ 4
5 ☐ 5
6 ☐ 6
7 ☐ 7
8 ☐ 8
9 ☐ 9
10 ☐ 10 Best health care possible
-6 ☐ I had no visits in the last 12 months

H09018

See Note 4

YOUR PERSONAL DOCTOR OR NURSE

26. A personal doctor is the one you would see if you need a checkup, want advice about a health problem, or get sick or hurt. Do you have a personal doctor?

- 1 ☐ Yes
2 ☐ No

→ [Go to Question 36](#)

H09019

See Note 6

27. In the last 12 months, how many times did you visit your personal doctor to get care for yourself?

- 0 ☐ None → [Go to Question 34](#)
1 ☐ 1
2 ☐ 2
3 ☐ 3
4 ☐ 4
5 ☐ 5 to 9
6 ☐ 10 or more

H09020

See Notes 6 and 7

28. In the last 12 months, how often did your personal doctor listen carefully to you?

- 1 ☐ Never
2 ☐ Sometimes
3 ☐ Usually
4 ☐ Always
-6 ☐ I had no visits in the last 12 months

H09021

See Notes 6 and 7

29. In the last 12 months, how often did your personal doctor explain things in a way that was easy to understand?

- 1 ☐ Never
2 ☐ Sometimes
3 ☐ Usually
4 ☐ Always
-6 ☐ I had no visits in the last 12 months

H09022

See Notes 6 and 7

30. In the last 12 months, how often did your personal doctor show respect for what you had to say?

- 1 ☐ Never
2 ☐ Sometimes
3 ☐ Usually
4 ☐ Always
-6 ☐ I had no visits in the last 12 months

H09023

See Notes 6 and 7

31. In the last 12 months, how often did your personal doctor spend enough time with you?

- 1 ☐ Never
2 ☐ Sometimes
3 ☐ Usually
4 ☐ Always
-6 ☐ I had no visits in the last 12 months

H09024

See Notes 6 and 7

32. In the last 12 months, did you get care from a doctor or other health provider besides your personal doctor?

- 1 ☐ Yes
2 ☐ No

H09025

See Notes 6, 7, and 8

→ [Go to Question 34](#)

33. In the last 12 months, how often did your personal doctor seem informed and up-to-date about the care you got from these doctors or other health providers?

- 1 ☐ Never
2 ☐ Sometimes
3 ☐ Usually
4 ☐ Always

H09026

See Notes 6, 7, and 8

34. Using any number from 0 to 10, where 0 is the worst personal doctor possible and 10 is the best personal doctor possible, what number would you use to rate your personal doctor?

- 0 ☐ 0 Worst personal doctor possible
1 ☐ 1
2 ☐ 2
3 ☐ 3
4 ☐ 4
5 ☐ 5
6 ☐ 6
7 ☐ 7
8 ☐ 8
9 ☐ 9
10 ☐ 10 Best personal doctor possible
-6 ☐ I don't have a personal doctor

H09027

See Note 6

35. Did you have the same personal doctor or nurse before you joined this health plan? S09009 See Notes 6 and 8A1
- 1 ☐ Yes → [Go to Question 37](#)
- 2 ☐ No

36. Since you joined your health plan, how much of a problem, if any, was it to get a personal doctor or nurse you are happy with? S09010 See Note 8A1
- 1 ☐ A big problem
- 2 ☐ A small problem
- 3 ☐ Not a problem

GETTING HEALTH CARE FROM A SPECIALIST

When you answer the next questions, do not include dental visits or care you got when you stayed overnight in a hospital.

37. **Specialists** are doctors like surgeons, heart doctors, allergy doctors, skin doctors, and other doctors who specialize in one area of health care.

In the last 12 months, did you try to make any appointments to see a specialist?

- 1 ☐ Yes H09028
- 2 ☐ No → [Go to Question 41](#) See Note 9

38. In the last 12 months, how often was it easy to get appointments with specialists? H09029 See Note 9
- 1 ☐ Never
- 2 ☐ Sometimes
- 3 ☐ Usually
- 4 ☐ Always
- 6 ☐ I didn't need a specialist in the last 12 months

39. How many specialists have you seen in the last 12 months?
- 0 ☐ None → [Go to Question 41](#)
- 1 ☐ 1 specialist H09030
- 2 ☐ 2 See Notes 9 and 10
- 3 ☐ 3
- 4 ☐ 4
- 5 ☐ 5 or more specialists

40. We want to know your rating of the specialist you saw most often in the last 12 months. Using any number from 0 to 10, where 0 is the worst specialist possible and 10 is the best specialist possible, what number would you use to rate the specialist?

- 0 ☐ 0 Worst specialist possible H09031
- 1 ☐ 1
- 2 ☐ 2 See Notes 9 and 10
- 3 ☐ 3
- 4 ☐ 4
- 5 ☐ 5
- 6 ☐ 6
- 7 ☐ 7
- 8 ☐ 8
- 9 ☐ 9
- 10 ☐ 10 Best specialist possible
- 6 ☐ I didn't see a specialist in the last 12 months

41. In general, how would you rate your overall mental or emotional health now? S09B01

- 1 ☐ Excellent
- 2 ☐ Very good
- 3 ☐ Good
- 4 ☐ Fair
- 5 ☐ Poor

42. In the last 12 months, did you need any treatment or counseling for a personal or family problem?

- 1 ☐ Yes S09B02
- 2 ☐ No → [Go to Question 45](#) See Note 10A1

43. In the last 12 months, how much of a problem, if any, was it to get the treatment or counseling you needed through your health plan? S09B03 See Note 10A1

- 1 ☐ A big problem
- 2 ☐ A small problem
- 3 ☐ Not a problem

44. Using any number from 0 to 10, where 0 is the worst treatment or counseling possible and 10 is the best treatment or counseling possible, what number would you use to rate your treatment or counseling in the last 12 months?

- 0 ☐ 0 Worst treatment or counseling possible S09B04
- 1 ☐ 1 See Note 10A1
- 2 ☐ 2
- 3 ☐ 3
- 4 ☐ 4
- 5 ☐ 5
- 6 ☐ 6
- 7 ☐ 7
- 8 ☐ 8
- 9 ☐ 9
- 10 ☐ 10 Best treatment or counseling possible
- 6 ☐ I had no treatment or counseling in the last 12 months

YOUR HEALTH PLAN

*The next questions ask about your experience with your health plan.
By your health plan, we mean the health plan you marked in
Question 3.*

45. In the last 12 months, did you try to get any kind of care, tests, or treatment through your health plan?

H09032

See Note 11

- 1 ☐ Yes
2 ☐ No

➔ [Go to Question 47](#)

46. In the last 12 months, how often was it easy to get the care, tests or treatment you thought you needed through your health plan?

H09033

See Note 11

- 1 ☐ Never
2 ☐ Sometimes
3 ☐ Usually
4 ☐ Always
-6 ☐ I didn't need care, tests or treatment through my health plan in the last 12 months

47. In the last 12 months, did you look for any information in written materials or on the internet about how your health plan works?

H09034B

See Note 11B

- 1 ☐ Yes
2 ☐ No

➔ [Go to Question 49](#)

48. In the last 12 months, how often did the written material or the internet provide the information you needed about how your plan works?

H09034

See Note 11B

- 1 ☐ Never
2 ☐ Sometimes
3 ☐ Usually
4 ☐ Always
-6 ☐ I didn't look for information from my health plan in the last 12 months

49. Sometimes people need services or equipment beyond what is provided in a regular or routine office visit, such as care from a specialist, physical therapy, a hearing aid, or oxygen.

In the last 12 months, did you look for information from your health plan on how much you would have to pay for a health care service or equipment?

H09035

See Note 12

- 1 ☐ Yes
2 ☐ No

➔ [Go to Question 51](#)

50. In the last 12 months, how often were you able to find out from your health plan how much you would have to pay for a health care service or equipment?

H09036

See Note 12

- 1 ☐ Never
2 ☐ Sometimes
3 ☐ Usually
4 ☐ Always
-6 ☐ I didn't need a health care service or equipment from my health plan in the last 12 months

51. In some health plans, the amount you pay for a prescription medicine can be different for different medicines, or can be different for prescriptions filled by mail instead of at the pharmacy.

In the last 12 months, did you look for information from your health plan on how much you would have to pay for specific prescription medicines?

H09037

See Note 13

- 1 ☐ Yes
2 ☐ No

➔ [Go to Question 53](#)

52. In the last 12 months, how often were you able to find out from your health plan how much you would have to pay for specific prescription medications?

H09038

See Note 13

- 1 ☐ Never
2 ☐ Sometimes
3 ☐ Usually
4 ☐ Always
-6 ☐ I didn't need prescription medications from my health plan in the last 12 months

53. In the last 12 months, did you try to get information or help from your health plan's customer service?

H09039

See Note 14

- 1 ☐ Yes
2 ☐ No

➔ [Go to Question 56](#)

54. In the last 12 months, how often did your health plan's customer service give you the information or help you needed?

H09040

See Note 14

- 1 ☐ Never
2 ☐ Sometimes
3 ☐ Usually
4 ☐ Always
-6 ☐ I didn't call my health plan's customer service in the last 12 months

55. In the last 12 months, how often did your health plan's customer service staff treat you with courtesy and respect?

H09041

See Note 14

- 1 ☐ Never
2 ☐ Sometimes
3 ☐ Usually
4 ☐ Always
-6 ☐ I didn't call my health plan's customer service in the last 12 months

56. In the last 12 months, did your health plan give you any forms to fill out?

H09042

See Note 15

1 ☐ Yes

2 ☐ No → [Go to Question 58](#)

57. In the last 12 months, how often were the forms from your health plan easy to fill out?

H09043

See Note 15

1 ☐ Never

2 ☐ Sometimes

3 ☐ Usually

4 ☐ Always

-6 ☐ I didn't have any experiences with paperwork for my health plan in the last 12 months

58. Claims are sent to a health plan for payment. You may send in the claims yourself, or doctors, hospitals, or others may do this for you. In the last 12 months, did you or anyone else send in any claims to your health plan?

H09044

See Note 16

1 ☐ Yes

2 ☐ No → [Go to Question 61](#)

-5 ☐ Don't know → [Go to Question 61](#)

59. In the last 12 months, how often did your health plan handle your claims quickly?

H09045

See Note 16

1 ☐ Never

2 ☐ Sometimes

3 ☐ Usually

4 ☐ Always

-5 ☐ Don't know

-6 ☐ No claims were sent for me in the last 12 months

60. In the last 12 months, how often did your health plan handle your claims correctly?

H09046

See Note 16

1 ☐ Never

2 ☐ Sometimes

3 ☐ Usually

4 ☐ Always

-5 ☐ Don't know

-6 ☐ No claims were sent for me in the last 12 months

61. Using any number from 0 to 10, where 0 is the worst health plan possible and 10 is the best health plan possible, what number would you use to rate your health plan?

H09047

0 ☐ 0 Worst health plan possible

1 ☐ 1

2 ☐ 2

3 ☐ 3

4 ☐ 4

5 ☐ 5

6 ☐ 6

7 ☐ 7

8 ☐ 8

9 ☐ 9

10 ☐ 10 Best health plan possible

Think about your experience with your health plan. By your health plan, we mean the health plan you marked in Question 3. Please tell me how much you agree or disagree with the following statements.

62. Your health plan cares more about saving money than about getting you the treatment you need. S09K12

1 ☐ Strongly agree

2 ☐ Agree

3 ☐ Neither agree nor disagree

4 ☐ Disagree

5 ☐ Strongly disagree

63. You feel like you need to double-check everything your health plan does. S09K13

1 ☐ Strongly agree

2 ☐ Agree

3 ☐ Neither agree nor disagree

4 ☐ Disagree

5 ☐ Strongly disagree

64. You believe your health plan will pay for everything it is supposed to, even really expensive treatments. S09K14

1 ☐ Strongly agree

2 ☐ Agree

3 ☐ Neither agree nor disagree

4 ☐ Disagree

5 ☐ Strongly disagree

65. If you have a question, you think your health plan will give you a straight answer. S09K15

1 ☐ Strongly agree

2 ☐ Agree

3 ☐ Neither agree nor disagree

4 ☐ Disagree

5 ☐ Strongly disagree

66. All in all, you have complete trust in your health plan. S09K16

1 ☐ Strongly agree

2 ☐ Agree

3 ☐ Neither agree nor disagree

4 ☐ Disagree

5 ☐ Strongly disagree

Think about the provider you usually see when you are sick or need advice about your health. Please tell me how much you agree or disagree with the following statements.

67. Sometimes your health care provider cares more about what is convenient for (him/her) than about your medical needs. S09K01

1 ☐ Strongly agree

2 ☐ Agree

3 ☐ Neither agree nor disagree

4 ☐ Disagree

5 ☐ Strongly disagree

68. Your health care provider is always thoughtful and thorough.

S09K02

- 1 ☐ Strongly agree
- 2 ☐ Agree
- 3 ☐ Neither agree nor disagree
- 4 ☐ Disagree
- 5 ☐ Strongly disagree

69. You completely trust your health care provider's decisions about which medical treatments are best for you.

S09K03

- 1 ☐ Strongly agree
- 2 ☐ Agree
- 3 ☐ Neither agree nor disagree
- 4 ☐ Disagree
- 5 ☐ Strongly disagree

70. Your health care provider is completely honest in telling you about all of the different treatment options available for your condition.

S09K04

- 1 ☐ Strongly agree
- 2 ☐ Agree
- 3 ☐ Neither agree nor disagree
- 4 ☐ Disagree
- 5 ☐ Strongly disagree

71. All in all, you have complete trust in your health care provider.

S09K05

- 1 ☐ Strongly agree
- 2 ☐ Agree
- 3 ☐ Neither agree nor disagree
- 4 ☐ Disagree
- 5 ☐ Strongly disagree

PREVENTIVE CARE

Preventive care is medical care you receive that is intended to maintain your good health or prevent a future medical problem. A physical or blood pressure screening are examples of preventive care.

72. When did you last have a blood pressure reading?

H09048

- 3 ☐ Less than 12 months ago
- 2 ☐ 1 to 2 years ago
- 1 ☐ More than 2 years ago

73. Do you know if your blood pressure is too high?

H09049

- 1 ☐ Yes, it is too high
- 2 ☐ No, it is not too high
- 3 ☐ Don't know

74. When did you last have a flu shot?

H09050

- 4 ☐ Less than 12 months ago
- 3 ☐ 1-2 years ago
- 2 ☐ More than 2 years ago
- 1 ☐ Never had a flu shot

75. Have you ever smoked at least 100 cigarettes in your entire life?

H09051

See Note 17

- 1 ☐ Yes
- 2 ☐ No → [Go to Question 80](#)
- 5 ☐ Don't know → [Go to Question 80](#)

76. Do you now smoke cigarettes every day, some days or not at all?

H09052

See Note 17

- 4 ☐ Every day → [Go to Question 77](#)
- 3 ☐ Some days → [Go to Question 77](#)
- 2 ☐ Not at all → [Go to Question 80](#)
- 5 ☐ Don't know → [Go to Question 80](#)

77. In the last 12 months, on how many visits were you advised to quit smoking by a doctor or other health provider in your plan?

H09053

See Notes 17 and 18

- 1 ☐ None
- 2 ☐ 1 visit
- 3 ☐ 2 to 4 visits
- 4 ☐ 5 to 9 visits
- 5 ☐ 10 or more visits
- 6 ☐ I had no visits in the last 12 months

78. On how many visits was medication recommended or discussed to assist you with quitting smoking (for example: nicotine gum, patch, nasal spray, inhaler, prescription medication)?

H09054

See Notes 17 and 18

- 1 ☐ None
- 2 ☐ 1 visit
- 3 ☐ 2 to 4 visits
- 4 ☐ 5 to 9 visits
- 5 ☐ 10 or more visits
- 6 ☐ I had no visits in the last 12 months

79. On how many visits did your doctor or health provider recommend or discuss methods and strategies (other than medication) to assist you with quitting smoking?

H09055

See Notes 17 and 18

- 1 ☐ None
- 2 ☐ 1 visit
- 3 ☐ 2 to 4 visits
- 4 ☐ 5 to 9 visits
- 5 ☐ 10 or more visits
- 6 ☐ I had no visits in the last 12 months

80. Are you male or female?

H09056

See Note 19A

- 1 ☐ Male → [Go to Question 87](#)
- 2 ☐ Female

81. When did you last have a Pap smear test?

H09057

See Notes 19A and 19B

- 5 ☐ Within the last 12 months
- 4 ☐ 1 to 3 years ago
- 3 ☐ More than 3 but less than 5 years ago
- 2 ☐ 5 or more years ago
- 1 ☐ Never had a Pap smear test

82. Are you under age 40?

- 1 ☐ Yes → [Go to Question 84](#) H09058
2 ☐ No See Notes 19A, 19B, and 20

83. When was the last time your breasts were checked by mammography?

- H09059 See Notes 19A, 19B, and 20
5 ☐ Within the last 12 months
4 ☐ 1 to 2 years ago
3 ☐ More than 2 years ago but less than 5 years ago
2 ☐ 5 or more years ago
1 ☐ Never had a mammogram

84. Have you been pregnant in the last 12 months or are you pregnant now?

- H09060 See Notes 19A, 19B, and 21
1 ☐ Yes, I am currently pregnant → [Go to Question 85](#)
2 ☐ No, I am not currently pregnant, but have been pregnant in the past 12 months → [Go to Question 86](#)
3 ☐ No, I am not currently pregnant, and have not been pregnant in the past 12 months → [Go to Question 87](#)

85. In what trimester is your pregnancy?

- 1 ☐ First trimester (up to 12 weeks after 1st day of last period) → [Go to Question 87](#)
2 ☐ Second trimester (13th through 27th week)
3 ☐ Third trimester (28th week until delivery)
H09061 See Notes 19A, 19B, and 21

86. In which trimester did you first receive prenatal care?

- 4 ☐ First trimester (up to 12 weeks after 1st day of last period)
3 ☐ Second trimester (13th through 27th week)
2 ☐ Third trimester (28th week until delivery)
1 ☐ Did not receive prenatal care
H09062 See Notes 19A, 19B, and 21

ABOUT YOU

87. In general, how would you rate your overall health now?

- H09063
5 ☐ Excellent
4 ☐ Very good
3 ☐ Good
2 ☐ Fair
1 ☐ Poor

88. Are you limited in any way in any activities because of any impairment or health problem?

- H09064
1 ☐ Yes
2 ☐ No

89. In the past 12 months, have you seen a doctor or other health provider 3 or more times for the same condition or problem?

- H09065
1 ☐ Yes
2 ☐ No → [Go to Question 91](#) See Note 22

90. Is this a condition or problem that has lasted for at least 3 months? Do not include pregnancy or menopause.

- H09066
1 ☐ Yes
2 ☐ No See Note 22

91. Do you now need or take medicine prescribed by a doctor? Do not include birth control.

- H09067
1 ☐ Yes
2 ☐ No → [Go to Question 93](#) See Note 23

92. Is this medicine to treat a condition that has lasted for at least 3 months? Do not include pregnancy or menopause.

- H09068
1 ☐ Yes
2 ☐ No See Note 23

93. Have you or your spouse been deployed to a combat within the past two years?

- S09B22, S09B22A-S09B22C See Note 23A1
1 ☐ Yes, I and/or my spouse have been deployed in the past year
2 ☐ Yes, I and/or my spouse have been deployed within the past two years
3 ☐ No, neither I nor my spouse has been deployed within the past two years

In your life, have you ever had any experience that was so frightening, horrible, or upsetting that, in the past month...

94. You have had nightmares about it or thought about it when you did not want to?

- S09B23
1 ☐ Yes
2 ☐ No

95. You tried hard not to think about it or went out of your way to avoid situations that reminded you of it?

- S09B24
1 ☐ Yes
2 ☐ No

96. You were constantly on guard, watchful, or easily startled?

- S09B25
1 ☐ Yes
2 ☐ No

97. You felt numb or detached from others, activities, or your surroundings?

- S09B26
1 ☐ Yes
2 ☐ No

98. How tall are you without your shoes on?

Please give your answer in feet and inches.

Example:

Height	
Feet	Inches
<u>5</u>	<u>6</u>
<input type="checkbox"/> 1	<input type="checkbox"/> 0
<input type="checkbox"/> 2	<input type="checkbox"/> 1
<input type="checkbox"/> 3	<input type="checkbox"/> 2
<input type="checkbox"/> 4	<input type="checkbox"/> 3
<input checked="" type="checkbox"/> 5	<input type="checkbox"/> 4
<input type="checkbox"/> 6	<input type="checkbox"/> 5
<input type="checkbox"/> 7	<input checked="" type="checkbox"/> 6
	<input type="checkbox"/> 7
	<input type="checkbox"/> 8
	<input type="checkbox"/> 9
	<input type="checkbox"/> 10
	<input type="checkbox"/> 11

H09069F, H09069I

Height	
Feet	Inches
<input type="checkbox"/> 1	<input type="checkbox"/> 0
<input type="checkbox"/> 2	<input type="checkbox"/> 1
<input type="checkbox"/> 3	<input type="checkbox"/> 2
<input type="checkbox"/> 4	<input type="checkbox"/> 3
<input type="checkbox"/> 5	<input type="checkbox"/> 4
<input type="checkbox"/> 6	<input type="checkbox"/> 5
<input type="checkbox"/> 7	<input type="checkbox"/> 6
	<input type="checkbox"/> 7
	<input type="checkbox"/> 8
	<input type="checkbox"/> 9
	<input type="checkbox"/> 10
	<input type="checkbox"/> 11

99. How much do you weigh without your shoes on?

Please give your answer in pounds.

Example:

Weight		
Pounds		
<u>1</u>	<u>6</u>	<u>0</u>
<input type="checkbox"/> 0	<input type="checkbox"/> 0	<input checked="" type="checkbox"/> 0
<input checked="" type="checkbox"/> 1	<input type="checkbox"/> 1	<input type="checkbox"/> 1
<input type="checkbox"/> 2	<input type="checkbox"/> 2	<input type="checkbox"/> 2
<input type="checkbox"/> 3	<input type="checkbox"/> 3	<input type="checkbox"/> 3
	<input type="checkbox"/> 4	<input type="checkbox"/> 4
	<input type="checkbox"/> 5	<input type="checkbox"/> 5
	<input checked="" type="checkbox"/> 6	<input type="checkbox"/> 6
	<input type="checkbox"/> 7	<input type="checkbox"/> 7
	<input type="checkbox"/> 8	<input type="checkbox"/> 8
	<input type="checkbox"/> 9	<input type="checkbox"/> 9

H09070

Weight		
Pounds		
<input type="checkbox"/> 0	<input type="checkbox"/> 0	<input type="checkbox"/> 0
<input type="checkbox"/> 1	<input type="checkbox"/> 1	<input type="checkbox"/> 1
<input type="checkbox"/> 2	<input type="checkbox"/> 2	<input type="checkbox"/> 2
<input type="checkbox"/> 3	<input type="checkbox"/> 3	<input type="checkbox"/> 3
	<input type="checkbox"/> 4	<input type="checkbox"/> 4
	<input type="checkbox"/> 5	<input type="checkbox"/> 5
	<input type="checkbox"/> 6	<input type="checkbox"/> 6
	<input type="checkbox"/> 7	<input type="checkbox"/> 7
	<input type="checkbox"/> 8	<input type="checkbox"/> 8
	<input type="checkbox"/> 9	<input type="checkbox"/> 9

100. What is the highest grade or level of school that you have completed?

SREDA

- ☐ 1 8th grade or less
- ☐ 2 Some high school, but did not graduate
- ☐ 3 High school graduate or GED
- ☐ 4 Some college or 2-year degree
- ☐ 5 4-year college graduate
- ☐ 6 More than 4-year college degree

101. Are you of Hispanic or Latino origin or descent?

H090071, H09071A-H09071E

See Note 24

(Mark "NO" if not Spanish/Hispanic/Latino.)

- ☐ A No, not Spanish, Hispanic, or Latino
- ☐ B Yes, Mexican, Mexican American, Chicano
- ☐ C Yes, Puerto Rican
- ☐ D Yes, Cuban
- ☐ E Yes, other Spanish, Hispanic, or Latino

102. What is your race?

(Mark ONE OR MORE races to indicate what you consider yourself to be.)

SRRACEA-SRRACEE

- ☐ A White
- ☐ B Black or African American
- ☐ C American Indian or Alaska Native
- ☐ D Asian (e.g., Asian Indian, Chinese, Filipino, Japanese, Korean, Vietnamese)
- ☐ E Native Hawaiian or other Pacific Islander (e.g., Samoan, Guamanian, or Chamorro)

103. What is your age now?

SRAGE

- ☐ 1 18 to 24
- ☐ 2 25 to 34
- ☐ 3 35 to 44
- ☐ 4 45 to 54
- ☐ 5 55 to 64
- ☐ 6 65 to 74
- ☐ 7 75 or older

104. Currently, are you covered by Medicare Part A? Medicare is the federal health insurance program for people aged 65 or older and for certain persons with disabilities. Medicare Part A helps pay for inpatient hospital care.

H09072

- ☐ 1 Yes, I am now covered by Medicare Part A
- ☐ 2 No, I am not covered by Medicare Part A

105. Currently, are you covered by Medicare Part B? Medicare is the federal health insurance program for people aged 65 or older and for certain persons with disabilities. Medicare Part B helps pay for doctor's services, outpatient hospital services, and certain other services.

H09073

- ☐ 1 Yes, I am now covered by Medicare Part B
- ☐ 2 No, I am not covered by Medicare Part B

106. Currently, are you covered by Medicare supplemental insurance? Medicare supplemental insurance, also called Medigap or MediSup, is usually obtained from private insurance companies and covers some of the costs not paid for by Medicare.

H09074

- ☐ 1 Yes, I am now covered by Medicare supplemental insurance
- ☐ 2 No, I am not covered by Medicare supplemental insurance

107. If you were free to choose between civilian and military facilities for all of your health care, which would you prefer? Would you say ...

S09N11

- 1 ☐ All care from military facilities
- 2 ☐ All care from civilian facilities
- 3 ☐ Some care from both military and civilian facilities
- 4 ☐ Or, no preference

108. Using a scale of 1 to 5, how much do you agree or disagree with the following statement: In general, I am able to see my provider(s) when needed?

S09011

- 1 ☐ 1 Strongly disagree
- 2 ☐ 2 Disagree
- 3 ☐ 3 Neither agree nor disagree
- 4 ☐ 4 Agree
- 5 ☐ 5 Strongly agree

109. For your last visit to a provider's office, how many days did you have to wait between making the appointment and actually seeing a provider?

S09012

See Note 24A1

- 1 ☐ Same day
- 2 ☐ 1 to 7 days
- 3 ☐ 8 to 30 days
- 4 ☐ 31 or more days
- 5 ☐ I cannot remember my most recent visit → [Go to Question 111](#)

110. Using a scale of 1 to 5, how satisfied are you with the length of time you waited for your appointment?

S09013

See Note 24A1

- 1 ☐ 1 Completely dissatisfied
- 2 ☐ 2 Somewhat dissatisfied
- 3 ☐ 3 Neither satisfied nor dissatisfied
- 4 ☐ 4 Somewhat satisfied
- 5 ☐ 5 Completely satisfied

111. Using a scale of 1 to 5, how satisfied are you, overall, with the health care you received during your last visit?

S09014

- 1 ☐ 1 Completely dissatisfied
- 2 ☐ 2 Somewhat dissatisfied
- 3 ☐ 3 Neither satisfied nor dissatisfied
- 4 ☐ 4 Somewhat satisfied
- 5 ☐ 5 Completely satisfied

THANK YOU FOR TAKING THE TIME TO COMPLETE THE SURVEY! Your generous contribution will greatly aid efforts to improve the health of our military community.

Return your survey in the postage-paid envelope. If the envelope is missing, please send to:

Office of the Assistant Secretary of Defense (HA)
TMA/HPAE
c/o Synovate Survey Processing Center
PO Box 5030
Chicago, IL 60680-4138

Questions about the survey?

Email: survey-dodq2@synovate.net

Toll-free phone (in the US, Puerto Rico and Canada):
1-877-236-2390, available 24 hours a day
Toll-free fax (in the US and Canada): 1-800-409-7681

International Toll-Free numbers:

Germany: 0 800 182 1532
Great Britain: 008 234 7139
Japan: 0053 11 30 814
South Korea: 003 0813 1286
Mexico: 001 877 238 5171
Philippines: 1 800 1116 2366

When calling or writing, please provide your name, address, and the 8-digit number above your address on the envelope.

Questions about your TRICARE coverage?

For additional information on TRICARE, or if you are not sure about your benefits, or if you don't have a primary care manager; contact the TRICARE Service Center in your region:

North: 1-877-874-2273
South: 1-800-444-5445
West: 1-888-874-9378
Outside the US: 1-888-777-8343

The website is:

www.tricare.osd.mil/tricarecenters

Veterans: Contact the US Department of Veterans Affairs at
1-877-222-VETS; or go to www.va.gov

PAGE IS INTENTIONALLY LEFT BLANK TO ALLOW FOR DOUBLE-SIDED COPYING

APPENDIX A

ANNOTATED QUESTIONNAIRE – QUARTER IV

PAGE IS INTENTIONALLY LEFT BLANK TO ALLOW FOR DOUBLE-SIDED COPYING



Health Care Survey of DoD Beneficiaries

July 2009



PAGE IS INTENTIONALLY LEFT BLANK TO ALLOW FOR DOUBLE-SIDED COPYING

YOUR PRIVACY

Your participation in this survey effort is very important. Your responses are confidential and your participation is voluntary. The number on the back of this survey is ONLY used to let us know if you returned your survey so we don't have to send you reminders.

This is your opportunity to tell officials of your opinions and experiences with the current military health care system. It is also an opportunity to provide feedback and identify areas where improvements are needed.

The survey processing center removes all identifying information before sending the results to the Department of Defense.

Your information is grouped with others and no individual information is shared. Only group statistics will be compiled and reported. No information about you as an individual will be disclosed.

According to the Privacy Act of 1974 (Public Law 93-579), the Department of Defense is required to inform you of the purposes and use of this survey. Please read it carefully.

Authority: 10 U.S.C., Chapter 55; Section 706, Public Law 102-484; E.O. 9397.

Purpose: This survey helps health policy makers gauge beneficiary satisfaction with the current military health care system and provides valuable input from beneficiaries that will be used to improve the Military Health System.

Routine Uses: None

Disclosure: Voluntary. Failure to respond will not result in any penalty to the respondent. However, maximum participation is encouraged so that data will be as complete and representative as possible.

SURVEY INSTRUCTIONS

Answer all the questions by checking the box to the left of your answer. You are sometimes told to skip over some questions in this survey. When this happens you will see an arrow with a note that tells you what question to answer next, like this:

- ☒ Yes → **Go to Question 42**
☐ No

Please return the completed questionnaire in the enclosed postage-paid envelope within **seven days**. If the envelope is missing, please send to:

Office of the Assistant Secretary of Defense (Health Affairs)
TMA/HPAE
c/o Synovate Survey Processing Center
PO Box 5030
Chicago, IL 60680-4138

SURVEY STARTS HERE

As an eligible TRICARE beneficiary, please complete this survey even if you did not receive your health care from a military facility.

Please recognize that some specific questions about TRICARE benefits may not apply to you, depending on your entitlement and particular TRICARE program.

This survey is about the health care of the person whose name appears on the cover letter. The questionnaire should be completed by that person. If you are not the addressee, please give this survey to that person.

1. Are you the person whose name appears on the cover letter?

- ☐ Yes → **Go to Question 2**
☐ No → Please give this questionnaire to the person addressed on the cover letter.

2. By which of the following health plans are you currently covered?

MARK ALL THAT APPLY.

Military Health Plans

- ☐ TRICARE Prime (including TRICARE Prime Remote and TRICARE Overseas)
☐ TRICARE Extra or Standard (CHAMPUS)
☐ TRICARE Plus
☐ TRICARE for Life
☐ TRICARE Supplemental Insurance
☐ TRICARE Reserve Select

Other Health Plans

- ☐ Medicare
☐ Federal Employees Health Benefit Program (FEHBP)
☐ Medicaid
☐ A civilian HMO (such as Kaiser)
☐ Other civilian health insurance (such as Blue Cross)
☐ Uniformed Services Family Health Plan (USFHP)
☐ The Veterans Administration (VA)
☐ Government health insurance from a country other than the US
☐ Not sure

3. Which health plan did you use for all or most of your health care in the last 12 months?

MARK ONLY ONE ANSWER.

- ☐ TRICARE Prime
☐ TRICARE Extra or Standard (CHAMPUS)
☐ TRICARE Plus
☐ TRICARE Reserve Select
☐ Medicare (may include TRICARE for Life)
☐ Federal Employees Health Benefit Program (FEHBP)
☐ Medicaid
☐ A civilian HMO (such as Kaiser)
☐ Other civilian health insurance (such as Blue Cross)
☐ Uniformed Services Family Health Plan (USFHP)
☐ The Veterans Administration (VA)
☐ Government health insurance from a country other than the US
☐ Not sure
☐ Did not use any health plan in the last 12 months → **Go to Question 5**

For the remainder of this questionnaire, the term health plan refers to the plan you indicated in Question 3.

4. How many months or years in a row have you been in this health plan?

- ☐ Less than 6 months
- ☐ 6 up to 12 months
- ☐ 12 up to 24 months
- ☐ 2 up to 5 years
- ☐ 5 up to 10 years
- ☐ 10 or more years

Many beneficiaries who are eligible for TRICARE also have the opportunity to obtain other civilian health insurance through their job or a family member's job, through COBRA, or through retirement coverage from a previous job, or from some other group. COBRA lets beneficiaries pay to keep their coverage temporarily when they leave their job.

5. Do you currently have the opportunity to obtain civilian health insurance coverage for yourself through some civilian group?

- ☐ Yes
- ☐ No → [Go to Question 15](#)

6. What options do you have for obtaining civilian coverage?

MARK ALL THAT APPLY.

- ☐ Through my current employer
- ☐ Through COBRA from my previous employer
- ☐ Through retirement coverage from my previous employer
- ☐ Through a family member's current employer
- ☐ Through COBRA from a family member's previous employer
- ☐ Through retirement coverage from a family member's previous employer
- ☐ Through another organization
- ☐ Through a government program
- ☐ Don't know

7. Are you alone or are you and others in your household now covered by a civilian policy?

- ☐ Yes, I alone
- ☐ Yes, I and at least one other person in my household are covered
- ☐ No → [Go to Question 10](#)

8. For your civilian coverage, do you or your family member pay all or part of the insurance premium?

- ☐ Yes, I or my family members pay all of the premium
- ☐ Yes, I or my family members pay part of the premium
- ☐ No, coverage is available at no cost → [Go to Question 10](#)
- ☐ Don't know

9. How much per month do you or your family member pay for this coverage?

Please write your response in dollars on the lines provided, then check the matching box below in each column. For example, if you pay \$456 per month, you would put a "4" on the first line, a "5" on the second line and "6" on the third line, and then check the box next to the "4" in the first column, next to the "5" in the second column and next to the "6" in the third column.

For example:

Dollars		
4	5	6
<input type="checkbox"/> 0	<input type="checkbox"/> 0	<input type="checkbox"/> 0
<input type="checkbox"/> 1	<input type="checkbox"/> 1	<input type="checkbox"/> 1
<input type="checkbox"/> 2	<input type="checkbox"/> 2	<input type="checkbox"/> 2
<input type="checkbox"/> 3	<input type="checkbox"/> 3	<input type="checkbox"/> 3
<input checked="" type="checkbox"/> 4	<input type="checkbox"/> 4	<input type="checkbox"/> 4
<input type="checkbox"/> 5	<input checked="" type="checkbox"/> 5	<input type="checkbox"/> 5
<input type="checkbox"/> 6	<input type="checkbox"/> 6	<input checked="" type="checkbox"/> 6
<input type="checkbox"/> 7	<input type="checkbox"/> 7	<input type="checkbox"/> 7
<input type="checkbox"/> 8	<input type="checkbox"/> 8	<input type="checkbox"/> 8
<input type="checkbox"/> 9	<input type="checkbox"/> 9	<input type="checkbox"/> 9

If you do not know the exact amount, please indicate the approximate amount.

Your Answer:

Dollars		
<input type="checkbox"/> 0	<input type="checkbox"/> 0	<input type="checkbox"/> 0
<input type="checkbox"/> 1	<input type="checkbox"/> 1	<input type="checkbox"/> 1
<input type="checkbox"/> 2	<input type="checkbox"/> 2	<input type="checkbox"/> 2
<input type="checkbox"/> 3	<input type="checkbox"/> 3	<input type="checkbox"/> 3
<input type="checkbox"/> 4	<input type="checkbox"/> 4	<input type="checkbox"/> 4
<input type="checkbox"/> 5	<input type="checkbox"/> 5	<input type="checkbox"/> 5
<input type="checkbox"/> 6	<input type="checkbox"/> 6	<input type="checkbox"/> 6
<input type="checkbox"/> 7	<input type="checkbox"/> 7	<input type="checkbox"/> 7
<input type="checkbox"/> 8	<input type="checkbox"/> 8	<input type="checkbox"/> 8
<input type="checkbox"/> 9	<input type="checkbox"/> 9	<input type="checkbox"/> 9

- ☐ \$1000 or more
- ☐ Don't know

10. Have you used civilian coverage for any of your health care in the past 12 months?

- ☐ Yes → [Go to Question 12](#)
- ☐ No

11. Why haven't you used civilian coverage?

MARK ALL THAT APPLY.

- ☐ Civilian coverage is not available to me
- ☐ I have a better choice of doctors with TRICARE
- ☐ My personal doctor is only available to me through TRICARE
- ☐ I prefer to use military doctors
- ☐ I prefer military hospitals
- ☐ I want to be sure I can always use military health care
- ☐ I get better customer service with TRICARE
- ☐ Civilian benefits are poor compared to TRICARE
- ☐ I do not want to pay the premium for civilian coverage
- ☐ My employer pays a bonus for not taking employee coverage
- ☐ My family member's employer pays a bonus for not taking employee coverage
- ☐ I pay less for TRICARE than I would for civilian care
- ☐ I have not needed health care
- ☐ Another reason

12. Have you used TRICARE for any health care (except for prescription drugs) in the past 12 months?

- ☐ Yes → [Go to Question 14](#)
- ☐ No

13. Why haven't you used TRICARE?

MARK ALL THAT APPLY.

- ☐ I have a better choice of doctors with my civilian plan
- ☐ My personal doctor is not available to me through TRICARE
- ☐ I prefer civilian doctors
- ☐ I prefer civilian hospitals
- ☐ There are no military facilities near me
- ☐ I get better customer service with civilian plans
- ☐ TRICARE benefits are poor compared to my civilian plan
- ☐ It is easier for me to get care through my civilian plan
- ☐ I do not want to pay the premium for TRICARE
- ☐ I pay less for civilian care than I would for TRICARE
- ☐ I have not needed health care
- ☐ Another reason

14. Have dropped civilian coverage in the past 12 months?

- ☐ Yes
- ☐ No

YOUR HEALTH CARE IN THE LAST 12 MONTHS

These questions ask about your own health care. Do not include care you got when you stayed overnight in a hospital. Do not include the times you went for dental care visits.

15. In the last 12 months, where did you go most often for your health care?

MARK ONLY ONE ANSWER.

- ☐ A military facility – This includes: Military clinic, Military hospital, PRIMUS clinic, NAVCARE clinic
- ☐ A civilian facility – This includes: Doctor's office, Clinic, Hospital, Civilian TRICARE contractor
- ☐ Uniformed Services Family Health Plan facility (USFHP)
- ☐ Veterans Affairs (VA) clinic or hospital
- ☐ I went to none of the listed types of facilities in the last 12 months

16. In the last 12 months, did you have an illness, injury, or condition that needed care right away in a clinic, emergency room, or doctor's office?

- ☐ Yes
- ☐ No → [Go to Question 19](#)

17. In the last 12 months, when you needed care right away, how often did you get care as soon as you thought you needed?

- ☐ Never
- ☐ Sometimes
- ☐ Usually
- ☐ Always
- ☐ I didn't need care right away for an illness, injury or condition in the last 12 months

18. In the last 12 months, when you needed care right away for an illness, injury, or condition, how long did you usually have to wait between trying to get care and actually seeing a provider?

- ☐ Same day
- ☐ 1 day
- ☐ 2 days
- ☐ 3 days
- ☐ 4-7 days
- ☐ 8-14 days
- ☐ 15 days or longer
- ☐ I didn't need care right away for an illness, injury or condition in the last 12 months

19. In the last 12 months, not counting the times you needed health care right away, did you make any appointments for your health care at a doctor's office or clinic?

- ☐ Yes
- ☐ No → [Go to Question 22](#)

20. In the last 12 months, not counting times you needed care right away, how often did you get an appointment for your health care at a doctor's office or clinic as soon as you thought you needed?

- ☐ Never
- ☐ Sometimes
- ☐ Usually
- ☐ Always
- ☐ I had no appointments in the last 12 months

21. In the last 12 months, not counting the times you needed health care right away, how many days did you usually have to wait between making an appointment and actually seeing a provider?

- ☐ Same day
- ☐ 1 day
- ☐ 2-3 days
- ☐ 4-7 days
- ☐ 8-14 days
- ☐ 15-30 days
- ☐ 31 days or longer
- ☐ I had no appointments in the last 12 months

22. In the last 12 months, how many times did you go to an emergency room to get care for yourself?

- ☐ None
- ☐ 1
- ☐ 2
- ☐ 3
- ☐ 4
- ☐ 5 to 9
- ☐ 10 or more

23. In the last 12 months (not counting times you went to an emergency room), how many times did you go to a doctor's office or clinic to get health care for yourself?

- ☐ None → [Go to Question 29](#)
- ☐ 1
- ☐ 2
- ☐ 3
- ☐ 4
- ☐ 5 to 9
- ☐ 10 or more

24. In the last 12 months, how often did you and a doctor or other health provider talk about specific things you could do to prevent illness?

- ☐ Never
- ☐ Sometimes
- ☐ Usually
- ☐ Always

25. Choices for your treatment or health care can include choices about medicine, surgery, or other treatment. In the last 12 months, did a doctor or other health provider tell you there was more than one choice for your treatment or health care?

- ☐ Yes
- ☐ No → [Go to Question 28](#)

26. In the last 12 months, did a doctor or other health provider talk with you about the pros and cons of each choice for your treatment or health care?

- ☐ Definitely yes
- ☐ Somewhat yes
- ☐ Somewhat no
- ☐ Definitely no

27. In the last 12 months, when there was more than one choice for your treatment or health care, did a doctor or other health provider ask which choice you thought was best for you?

- ☐ Definitely yes
- ☐ Somewhat yes
- ☐ Somewhat no
- ☐ Definitely no

28. Using any number from 0 to 10, where 0 is the worst health care possible and 10 is the best health care possible, what number would you use to rate all your health care in the last 12 months?

- ☐ 0 Worst health care possible
- ☐ 1
- ☐ 2
- ☐ 3
- ☐ 4
- ☐ 5
- ☐ 6
- ☐ 7
- ☐ 8
- ☐ 9
- ☐ 10 Best health care possible
- ☐ I had no visits in the last 12 months

YOUR PERSONAL DOCTOR

29. A personal doctor is the one you would see if you need a checkup, want advice about a health problem, or get sick or hurt. Do you have a personal doctor?

- ☐ Yes
- ☐ No → [Go to Question 39](#)

30. In the last 12 months, how many times did you visit your personal doctor to get care for yourself?

- ☐ None → [Go to Question 37](#)
- ☐ 1
- ☐ 2
- ☐ 3
- ☐ 4
- ☐ 5 to 9
- ☐ 10 or more

31. In the last 12 months, how often did your personal doctor listen carefully to you?

- ☐ Never
- ☐ Sometimes
- ☐ Usually
- ☐ Always
- ☐ I had no visits in the last 12 months

32. In the last 12 months, how often did your personal doctor explain things in a way that was easy to understand?

- ☐ Never
- ☐ Sometimes
- ☐ Usually
- ☐ Always
- ☐ I had no visits in the last 12 months

33. In the last 12 months, how often did your personal doctor show respect for what you had to say?

- ☐ Never
- ☐ Sometimes
- ☐ Usually
- ☐ Always
- ☐ I had no visits in the last 12 months

34. In the last 12 months, how often did your personal doctor spend enough time with you?

- ☐ Never
- ☐ Sometimes
- ☐ Usually
- ☐ Always
- ☐ I had no visits in the last 12 months

35. In the last 12 months, did you get care from a doctor or other health provider besides your personal doctor?

- ☐ Yes
- ☐ No → [Go to Question 37](#)

36. In the last 12 months, how often did your personal doctor seem informed and up-to-date about the care you got from these doctors or other health providers?

- ☐ Never
- ☐ Sometimes
- ☐ Usually
- ☐ Always

37. Using any number from 0 to 10, where 0 is the worst personal doctor possible and 10 is the best personal doctor possible, what number would you use to rate your personal doctor?

- ☐ 0 Worst personal doctor possible
- ☐ 1
- ☐ 2
- ☐ 3
- ☐ 4
- ☐ 5
- ☐ 6
- ☐ 7
- ☐ 8
- ☐ 9
- ☐ 10 Best personal doctor possible
- ☐ I don't have a personal doctor

38. Did you have the same personal doctor or nurse before you joined this health plan?

- ☐ Yes → [Go to Question 40](#)
- ☐ No

39. Since you joined your health plan, how much of a problem, if any, was it to get a personal doctor or nurse you are happy with?

- ☐ A big problem
- ☐ A small problem
- ☐ Not a problem

GETTING HEALTH CARE FROM A SPECIALIST

When you answer the next questions, do not include dental visits or care you got when you stayed overnight in a hospital.

40. Specialists are doctors like surgeons, heart doctors, allergy doctors, skin doctors, and other doctors who specialize in one area of health care.

In the last 12 months, did you try to make any appointments to see a specialist?

- ☐ Yes
- ☐ No → [Go to Question 44](#)

41. In the last 12 months, how often was it easy to get appointments with specialists?

- ☐ Never
- ☐ Sometimes
- ☐ Usually
- ☐ Always
- ☐ I didn't need a specialist in the last 12 months

42. How many specialists have you seen in the last 12 months?

- ☐ None → [Go to Question 44](#)
- ☐ 1 specialist
- ☐ 2
- ☐ 3
- ☐ 4
- ☐ 5 or more specialists

43. We want to know your rating of the specialist you saw most often in the last 12 months. Using any number from 0 to 10, where 0 is the worst specialist possible and 10 is the best specialist possible, what number would you use to rate the specialist?

- ☐ 0 Worst specialist possible
- ☐ 1
- ☐ 2
- ☐ 3
- ☐ 4
- ☐ 5
- ☐ 6
- ☐ 7
- ☐ 8
- ☐ 9
- ☐ 10 Best specialist possible
- ☐ I didn't see a specialist in the last 12 months

44. In general, how would you rate your overall mental or emotional health now?

- ☐ Excellent
- ☐ Very good
- ☐ Good
- ☐ Fair
- ☐ Poor

45. In the last 12 months, did you need any treatment or counseling for a personal or family problem?

- ☐ Yes
- ☐ No → [Go to Question 48](#)

46. In the last 12 months, how much of a problem, if any, was it to get the treatment or counseling you needed through your health plan?

- ☐ A big problem
- ☐ A small problem
- ☐ Not a problem

47. Using any number from 0 to 10, where 0 is the worst treatment or counseling possible and 10 is the best treatment or counseling possible, what number would you use to rate your treatment or counseling in the last 12 months?

- ☐ 0 Worst treatment or counseling possible
- ☐ 1
- ☐ 2
- ☐ 3
- ☐ 4
- ☐ 5
- ☐ 6
- ☐ 7
- ☐ 8
- ☐ 9
- ☐ 10 Best treatment or counseling possible
- ☐ I had no treatment or counseling in the last 12 months

YOUR HEALTH PLAN

The next questions ask about your experience with your health plan. By your health plan, we mean the health plan you marked in Question 3.

48. In the last 12 months, did you try to get any kind of care, tests, or treatment through your health plan?

- ☐ Yes
- ☐ No → [Go to Question 50](#)

49. In the last 12 months, how often was it easy to get the care, tests or treatment you thought you needed through your health plan?

- ☐ Never
- ☐ Sometimes
- ☐ Usually
- ☐ Always
- ☐ I didn't need care, tests or treatment through my health plan in the last 12 months

50. In the last 12 months, did you look for any information in written materials or on the Internet about how your health plan works?

- ☐ Yes
- ☐ No → [Go to Question 52](#)

51. In the last 12 months, how often did the written material or the Internet provide the information you needed about how your plan works?

- ☐ Never
- ☐ Sometimes
- ☐ Usually
- ☐ Always
- ☐ I didn't look for information from my health plan in the last 12 months

52. Sometimes people need services or equipment beyond what is provided in a regular or routine office visit, such as care from a specialist, physical therapy, a hearing aid, or oxygen.

In the last 12 months, did you look for information from your health plan on how much you would have to pay for a health care service or equipment?

- ☐ Yes
☐ No ➔ [Go to Question 54](#)

53. In the last 12 months, how often were you able to find out from your health plan how much you would have to pay for a health care service or equipment?

- ☐ Never
☐ Sometimes
☐ Usually
☐ Always
☐ I didn't need a health care service or equipment from my health plan in the last 12 months

54. In some health plans, the amount you pay for a prescription medicine can be different for different medicines, or can be different for prescriptions filled by mail instead of at the pharmacy.

In the last 12 months, did you look for information from your health plan on how much you would have to pay for specific prescription medicines?

- ☐ Yes
☐ No ➔ [Go to Question 56](#)

55. In the last 12 months, how often were you able to find out from your health plan how much you would have to pay for specific prescription medications?

- ☐ Never
☐ Sometimes
☐ Usually
☐ Always
☐ I didn't need prescription medications from my health plan in the last 12 months

56. In the last 12 months, did you try to get information or help from your health plan's customer service?

- ☐ Yes
☐ No ➔ [Go to Question 59](#)

57. In the last 12 months, how often did your health plan's customer service give you the information or help you needed?

- ☐ Never
☐ Sometimes
☐ Usually
☐ Always
☐ I didn't call my health plan's customer service in the last 12 months

58. In the last 12 months, how often did your health plan's customer service staff treat you with courtesy and respect?

- ☐ Never
☐ Sometimes
☐ Usually
☐ Always
☐ I didn't call my health plan's customer service in the last 12 months

59. In the last 12 months, did your health plan give you any forms to fill out?

- ☐ Yes
☐ No ➔ [Go to Question 61](#)

60. In the last 12 months, how often were the forms from your health plan easy to fill out?

- ☐ Never
☐ Sometimes
☐ Usually
☐ Always
☐ I didn't have any experiences with paperwork for my health plan in the last 12 months

61. Claims are sent to a health plan for payment. You may send in the claims yourself, or doctors, hospitals, or others may do this for you. In the last 12 months, did you or anyone else send in any claims to your health plan?

- ☐ Yes
☐ No ➔ [Go to Question 64](#)
☐ Don't know ➔ [Go to Question 64](#)

62. In the last 12 months, how often did your health plan handle your claims quickly?

- ☐ Never
☐ Sometimes
☐ Usually
☐ Always
☐ Don't know
☐ No claims were sent for me in the last 12 months

63. In the last 12 months, how often did your health plan handle your claims correctly?

- ☐ Never
☐ Sometimes
☐ Usually
☐ Always
☐ Don't know
☐ No claims were sent for me in the last 12 months

64. Using any number from 0 to 10, where 0 is the worst health plan possible and 10 is the best health plan possible, what number would you use to rate your health plan?

- ☐ 0 Worst health plan possible
- ☐ 1
- ☐ 2
- ☐ 3
- ☐ 4
- ☐ 5
- ☐ 6
- ☐ 7
- ☐ 8
- ☐ 9
- ☐ 10 Best health plan possible

PREVENTIVE CARE

Preventive care is medical care you receive that is intended to maintain your good health or prevent a future medical problem. A physical or blood pressure screening are examples of preventive care.

65. When did you last have a blood pressure reading?

- ☐ Less than 12 months ago
- ☐ 1 to 2 years ago
- ☐ More than 2 years ago

66. Do you know if your blood pressure is too high?

- ☐ Yes, it is too high
- ☐ No, it is not too high
- ☐ Don't know

67. When did you last have a flu shot?

- ☐ Less than 12 months ago
- ☐ 1-2 years ago
- ☐ More than 2 years ago
- ☐ Never had a flu shot

68. Have you ever smoked at least 100 cigarettes in your entire life?

- ☐ Yes
- ☐ No → [Go to Question 73](#)
- ☐ Don't know → [Go to Question 73](#)

69. Do you now smoke cigarettes every day, some days or not at all?

- ☐ Every day → [Go to Question 70](#)
- ☐ Some days → [Go to Question 70](#)
- ☐ Not at all → [Go to Question 73](#)
- ☐ Don't know → [Go to Question 73](#)

70. In the last 12 months, on how many visits were you advised to quit smoking by a doctor or other health provider in your plan?

- ☐ None
- ☐ 1 visit
- ☐ 2 to 4 visits
- ☐ 5 to 9 visits
- ☐ 10 or more visits
- ☐ I had no visits in the last 12 months

71. On how many visits was medication recommended or discussed to assist you with quitting smoking (for example: nicotine gum, patch, nasal spray, inhaler, prescription medication)?

- ☐ None
- ☐ 1 visit
- ☐ 2 to 4 visits
- ☐ 5 to 9 visits
- ☐ 10 or more visits
- ☐ I had no visits in the last 12 months

72. On how many visits did your doctor or health provider recommend or discuss methods and strategies (other than medication) to assist you with quitting smoking?

- ☐ None
- ☐ 1 visit
- ☐ 2 to 4 visits
- ☐ 5 to 9 visits
- ☐ 10 or more visits
- ☐ I had no visits in the last 12 months

73. Do you currently smoke any tobacco products other than cigarettes, such as cigars, pipes, bidis, kreteks, or any other tobacco product?

Note: Bidis are small, brown, hand-rolled cigarettes from India and other southeast Asian countries. Kreteks are clove cigarettes made in Indonesia that contain clove extract and tobacco.

- ☐ Yes
- ☐ No
- ☐ Don't know

74. Do you currently use smokeless tobacco products such as dip, chewing tobacco, snuff or snus every day, some days, or not at all?

- ☐ Every day
- ☐ Some days
- ☐ Not at all

75. Are you male or female?

- ☐ Male → [Go to Question 82](#)
- ☐ Female

76. When did you last have a Pap smear test?

- ☐ Within the last 12 months
- ☐ 1 to 3 years ago
- ☐ More than 3 but less than 5 years ago
- ☐ 5 or more years ago
- ☐ Never had a Pap smear test

77. Are you under age 40?

- ☐ Yes → [Go to Question 79](#)
- ☐ No

78. When was the last time your breasts were checked by mammography?

- ☐ Within the last 12 months
- ☐ 1 to 2 years ago
- ☐ More than 2 years ago but less than 5 years ago
- ☐ 5 or more years ago
- ☐ Never had a mammogram

79. Have you been pregnant in the last 12 months or are you pregnant now?

- ☐ Yes, I am currently pregnant → [Go to Question 80](#)
- ☐ No, I am not currently pregnant, but have been pregnant in the past 12 months → [Go to Question 81](#)
- ☐ No, I am not currently pregnant, and have not been pregnant in the past 12 months → [Go to Question 82](#)

80. In what trimester is your pregnancy?

- ☐ First trimester (up to 12 weeks after 1st day of last period) → [Go to Question 82](#)
- ☐ Second trimester (13th through 27th week)
- ☐ Third trimester (28th week until delivery)

81. In which trimester did you first receive prenatal care?

- ☐ First trimester (up to 12 weeks after 1st day of last period)
- ☐ Second trimester (13th through 27th week)
- ☐ Third trimester (28th week until delivery)
- ☐ Did not receive prenatal care

ABOUT YOU

82. In general, how would you rate your overall health now?

- ☐ Excellent
- ☐ Very good
- ☐ Good
- ☐ Fair
- ☐ Poor

83. Are you limited in any way in any activities because of any impairment or health problem?

- ☐ Yes
- ☐ No

84. In the past 12 months, have you seen a doctor or other health provider 3 or more times for the same condition or problem?

- ☐ Yes
- ☐ No → [Go to Question 86](#)

85. Is this a condition or problem that has lasted for at least 3 months? Do not include pregnancy or menopause.

- ☐ Yes
- ☐ No

86. Do you now need or take medicine prescribed by a doctor? Do not include birth control.

- ☐ Yes
- ☐ No → [Go to Question 88](#)

87. Is this medicine to treat a condition that has lasted for at least 3 months? Do not include pregnancy or menopause.

- ☐ Yes
- ☐ No

88. How tall are you without your shoes on?

Please give your answer in feet and inches.

Example:

Height	
Feet	Inches
<u>5</u>	<u>6</u>
<input type="checkbox"/> 1	<input type="checkbox"/> 0
<input type="checkbox"/> 2	<input type="checkbox"/> 1
<input type="checkbox"/> 3	<input type="checkbox"/> 2
<input type="checkbox"/> 4	<input type="checkbox"/> 3
<input checked="" type="checkbox"/> 5	<input type="checkbox"/> 4
<input type="checkbox"/> 6	<input type="checkbox"/> 5
<input type="checkbox"/> 7	<input checked="" type="checkbox"/> 6
	<input type="checkbox"/> 7
	<input type="checkbox"/> 8
	<input type="checkbox"/> 9
	<input type="checkbox"/> 10
	<input type="checkbox"/> 11

Your answer:

Height	
Feet	Inches
<u> </u>	<u> </u>
<input type="checkbox"/> 1	<input type="checkbox"/> 0
<input type="checkbox"/> 2	<input type="checkbox"/> 1
<input type="checkbox"/> 3	<input type="checkbox"/> 2
<input type="checkbox"/> 4	<input type="checkbox"/> 3
<input type="checkbox"/> 5	<input type="checkbox"/> 4
<input type="checkbox"/> 6	<input type="checkbox"/> 5
<input type="checkbox"/> 7	<input type="checkbox"/> 6
	<input type="checkbox"/> 7
	<input type="checkbox"/> 8
	<input type="checkbox"/> 9
	<input type="checkbox"/> 10
	<input type="checkbox"/> 11

89. How much do you weigh without your shoes on?

Please give your answer in pounds.

Example:

Weight		
Pounds		
1	6	0
<input type="checkbox"/> 0	<input type="checkbox"/> 0	<input checked="" type="checkbox"/> 0
<input checked="" type="checkbox"/> 1	<input type="checkbox"/> 1	<input type="checkbox"/> 1
<input type="checkbox"/> 2	<input type="checkbox"/> 2	<input type="checkbox"/> 2
<input type="checkbox"/> 3	<input type="checkbox"/> 3	<input type="checkbox"/> 3
	<input type="checkbox"/> 4	<input type="checkbox"/> 4
	<input type="checkbox"/> 5	<input type="checkbox"/> 5
	<input checked="" type="checkbox"/> 6	<input type="checkbox"/> 6
	<input type="checkbox"/> 7	<input type="checkbox"/> 7
	<input type="checkbox"/> 8	<input type="checkbox"/> 8
	<input type="checkbox"/> 9	<input type="checkbox"/> 9

Your Answer:

Weight		
Pounds		
<input type="checkbox"/> 0	<input type="checkbox"/> 0	<input type="checkbox"/> 0
<input type="checkbox"/> 1	<input type="checkbox"/> 1	<input type="checkbox"/> 1
<input type="checkbox"/> 2	<input type="checkbox"/> 2	<input type="checkbox"/> 2
<input type="checkbox"/> 3	<input type="checkbox"/> 3	<input type="checkbox"/> 3
	<input type="checkbox"/> 4	<input type="checkbox"/> 4
	<input type="checkbox"/> 5	<input type="checkbox"/> 5
	<input type="checkbox"/> 6	<input type="checkbox"/> 6
	<input type="checkbox"/> 7	<input type="checkbox"/> 7
	<input type="checkbox"/> 8	<input type="checkbox"/> 8
	<input type="checkbox"/> 9	<input type="checkbox"/> 9

90. What is the highest grade or level of school that you have completed?

- ☐ 8th grade or less
- ☐ Some high school, but did not graduate
- ☐ High school graduate or GED
- ☐ Some college or 2-year degree
- ☐ 4-year college graduate
- ☐ More than 4-year college degree

91. Are you of Hispanic or Latino origin or descent?

(Mark "NO" if not Spanish/Hispanic/Latino.)

- ☐ No, not Spanish, Hispanic, or Latino
- ☐ Yes, Mexican, Mexican American, Chicano
- ☐ Yes, Puerto Rican
- ☐ Yes, Cuban
- ☐ Yes, other Spanish, Hispanic, or Latino

92. What is your race?

(Mark ONE OR MORE races to indicate what you consider yourself to be.)

- ☐ White
- ☐ Black or African American
- ☐ American Indian or Alaska Native
- ☐ Asian (e.g., Asian Indian, Chinese, Filipino, Japanese, Korean, Vietnamese)
- ☐ Native Hawaiian or other Pacific Islander (e.g., Samoan, Guamanian, or Chamorro)

93. What is your age now?

- ☐ 18 to 24
- ☐ 25 to 34
- ☐ 35 to 44
- ☐ 45 to 54
- ☐ 55 to 64
- ☐ 65 to 74
- ☐ 75 or older

94. Currently, are you covered by Medicare Part A? Medicare is the federal health insurance program for people aged 65 or older and for certain persons with disabilities. Medicare Part A helps pay for inpatient hospital care.

- ☐ Yes, I am now covered by Medicare Part A
- ☐ No, I am not covered by Medicare Part A

95. Currently, are you covered by Medicare Part B? Medicare is the federal health insurance program for people aged 65 or older and for certain persons with disabilities. Medicare Part B helps pay for doctor's services, outpatient hospital services, and certain other services.

- ☐ Yes, I am now covered by Medicare Part B
- ☐ No, I am not covered by Medicare Part B

96. Currently, are you covered by Medicare supplemental insurance? Medicare supplemental insurance, also called Medigap or MediSup, is usually obtained from private insurance companies and covers some of the costs not paid for by Medicare.

- ☐ Yes, I am now covered by Medicare supplemental insurance
- ☐ No, I am not covered by Medicare supplemental insurance

97. Overall, how would you rate the current level of stress in your personal life?

- ☐ Much less than usual
- ☐ Less than usual
- ☐ About the same as usual
- ☐ More than usual
- ☐ Much more than usual

The following questions are about issues or problems that may concern you. For each of the following matters, please indicate the extent to which it is currently a concern for you.

98. To what extent are childcare arrangements a concern?

- ☐ Not a concern
- ☐ Small extent
- ☐ Moderate extent
- ☐ Large extent
- ☐ Very large extent

99. To what extent are your child's or children's education a concern?

- ☐ Not a concern
- ☐ Small extent
- ☐ Moderate extent
- ☐ Large extent
- ☐ Very large extent

100. To what extent is communicating with your spouse a concern?

- ☐ Not a concern
- ☐ Small extent
- ☐ Moderate extent
- ☐ Large extent
- ☐ Very large extent

101. To what extent are managing household expenses a concern?

- ☐ Not a concern
- ☐ Small extent
- ☐ Moderate extent
- ☐ Large extent
- ☐ Very large extent

102. To what extent are marital problems between you and your spouse a concern?

- ☐ Not a concern
- ☐ Small extent
- ☐ Moderate extent
- ☐ Large extent
- ☐ Very large extent

103. To what extent are your health problems a concern?

- ☐ Not a concern
- ☐ Small extent
- ☐ Moderate extent
- ☐ Large extent
- ☐ Very large extent

104. To what extent are the health problems of a child, sibling, parent, or elderly family member a concern?

- ☐ Not a concern
- ☐ Small extent
- ☐ Moderate extent
- ☐ Large extent
- ☐ Very large extent

105. To what extent are your job or education demands a concern?

- ☐ Not a concern
- ☐ Small extent
- ☐ Moderate extent
- ☐ Large extent
- ☐ Very large extent

106. To what extent is major financial hardship or bankruptcy in your family a concern?

- ☐ Not a concern
- ☐ Small extent
- ☐ Moderate extent
- ☐ Large extent
- ☐ Very large extent

107. Are you the spouse of a member of the uniformed services currently deployed to a combat zone?

- ☐ Yes
- ☐ No ➔ [Go to Question 111](#)

108. Have you sought information about resources to spouses and families of deployed personnel?

- ☐ Yes
- ☐ No ➔ [Go to Question 111](#)

109. How helpful would you say was the information you received in coping with your spouse's deployment?

- ☐ Very helpful
- ☐ Somewhat helpful
- ☐ Not helpful

110. How much of a problem was it for you to find information?

- ☐ Not a problem
- ☐ A small problem
- ☐ A big problem

111. Which of the following best describes your current employment status?

- ☐ Active Duty
- ☐ Employed full-time (including self-employed)
- ☐ Employed part-time (including self-employed)
- ☐ Unemployed, but looking for work
- ☐ Unemployed, and not looking for work
- ☐ Student
- ☐ Permanently retired

112. What was your family's income before taxes in 2008?

(Include wages before taxes, dividends, interest, social security, pensions, alimony, net business or farm income, and any other money income received by family members age 15 or older)

- ☐ Less than \$10,000
- ☐ \$10,000 to \$24,999
- ☐ \$25,000 to \$49,999
- ☐ \$50,000 to \$74,999
- ☐ \$75,000 to \$99,999
- ☐ \$100,000 to \$124,999
- ☐ \$125,000 to \$149,999
- ☐ \$150,000 to \$199,999
- ☐ \$200,000 and above
- ☐ Don't know

THANK YOU FOR TAKING THE TIME TO COMPLETE THE SURVEY! Your generous contribution will greatly aid efforts to improve the health of our military community.

Return your survey in the postage-paid envelope. If the envelope is missing, please send to the address on page 2 of this survey.

PAGE IS INTENTIONALLY LEFT BLANK TO ALLOW FOR DOUBLE-SIDED COPYING

APPENDIX A

ANNOTATED QUESTIONNAIRE – V3 – QUARTER I

PAGE IS INTENTIONALLY LEFT BLANK TO ALLOW FOR DOUBLE-SIDED COPYING



October 2008



PAGE IS INTENTIONALLY LEFT BLANK TO ALLOW FOR DOUBLE-SIDED COPYING

According to the Privacy Act of 1974 (Public Law 93-579), the Department of Defense is required to inform you of the purposes and use of this survey. Please read it carefully.

Authority: 10 U.S.C., Chapter 55; Section 706, Public Law 102-484; E.O. 9397.

Purpose: This survey helps health policy makers gauge beneficiary satisfaction with the current military health care system and provides valuable input from beneficiaries that will be used to improve the Military Health System.

Routine Uses: None

Disclosure: Voluntary. Failure to respond will not result in any penalty to the respondent. However, maximum participation is encouraged so that data will be as complete and representative as possible.

YOUR PRIVACY

Your participation in this survey effort is very important. Your responses are confidential and your participation is voluntary. The number on the back of this survey is ONLY used to let us know if you returned your survey so we don't have to send you reminders.

This is your opportunity to tell officials of your opinions and experiences with the current military health care system. It is also an opportunity to provide feedback and identify areas where improvements are needed.

The survey processing center removes all identifying information before sending the results to the Department of Defense.

Your information is grouped with others and no individual information is shared. Only group statistics will be compiled and reported. No information about you as an individual will be disclosed.

SURVEY INSTRUCTIONS

Answer all the questions by checking the box to the left of your answer. You are sometimes told to skip over some questions in this survey. When this happens you will see an arrow with a note that tells you what question to answer next, like this:

- ☒ Yes → **Go to Question 42**
☐ No

Please return the completed questionnaire in the enclosed postage-paid envelope within **seven days**. If the envelope is missing, please send to:

Office of the Assistant Secretary of Defense (Health Affairs)
TMA/HPAE
c/o Synovate Survey Processing Center
PO Box 5030
Chicago, IL 60680-4138

SURVEY STARTS HERE

As an eligible TRICARE beneficiary, please complete this survey even if you did not receive your health care from a military facility.

Please recognize that some specific questions about TRICARE benefits may not apply to you, depending on your entitlement and particular TRICARE program.

This survey is about the health care of the person whose name appears on the cover letter. The questionnaire should be completed by that person. If you are not the addressee, please give this survey to that person.

1. Are you the person whose name appears on the cover letter?

H09001

- 1 ☐ Yes → **Go to Question 2**
2 ☐ No → Please give this questionnaire to the person addressed on the cover letter.

2. By which of the following health plans are you currently covered?

MARK ALL THAT APPLY.

Military Health Plans

H09002A-H09002R

- ☐ A TRICARE Prime (including TRICARE Prime Remote and TRICARE Overseas)
☐ C TRICARE Extra or Standard (CHAMPUS)
☐ N TRICARE Plus
☐ O TRICARE for Life
☐ P TRICARE Supplemental Insurance
☐ Q TRICARE Reserve Select

Other Health Plans

- ☐ F Medicare
☐ G Federal Employees Health Benefit Program (FEHBP)
☐ H Medicaid
☐ I A civilian HMO (such as Kaiser)
☐ J Other civilian health insurance (such as Blue Cross)
☐ K Uniformed Services Family Health Plan (USFHP)
☐ M The Veterans Administration (VA)
☐ R Government health insurance from a country other than the US
☐ L Not sure

3. Which health plan did you use for all or most of your health care in the last 12 months?

H09003

See Note 1

MARK ONLY ONE ANSWER.

- 1 ☐ TRICARE Prime
3 ☐ TRICARE Extra or Standard (CHAMPUS)
11 ☐ TRICARE Plus
12 ☐ TRICARE Reserve Select
4 ☐ Medicare (may include TRICARE for Life)
5 ☐ Federal Employees Health Benefit Program (FEHBP)
6 ☐ Medicaid
7 ☐ A civilian HMO (such as Kaiser)
8 ☐ Other civilian health insurance (such as Blue Cross)
9 ☐ Uniformed Services Family Health Plan (USFHP)
10 ☐ The Veterans Administration (VA)
13 ☐ Government health insurance from a country other than the US
-5 ☐ Not sure
-6 ☐ Did not use any health plan in the last 12 months → [Go to Question 5](#)

For the remainder of this questionnaire, the term health plan refers to the plan you indicated in Question 3.

4. How many months or years in a row have you been in this health plan?

H09004

See Note 1

- 1 ☐ Less than 6 months
2 ☐ 6 up to 12 months
3 ☐ 12 up to 24 months
4 ☐ 2 up to 5 years
5 ☐ 5 up to 10 years
6 ☐ 10 or more years

YOUR PERSONAL DOCTOR OR NURSE

The next questions ask about your own health care. Do not include care you got when you stayed overnight in a hospital. Do not include the times you went for dental care visits.

5. A personal doctor or nurse is the health provider who knows you best. This can be a general doctor, a specialist doctor, a nurse practitioner, or a physician assistant. Do you have one person you think of as your personal doctor or nurse?

- 1 ☐ Yes
2 ☐ No → [Go to Question 8](#)

H09008A

See Note 2_V3

6. Using any number from 0 to 10, where 0 is the worst personal doctor or nurse possible and 10 is the best personal doctor or nurse possible, what number would you use to rate your personal doctor or nurse?

- 0 ☐ 0 Worst personal doctor or nurse possible
1 ☐ 1
2 ☐ 2
3 ☐ 3
4 ☐ 4
5 ☐ 5
6 ☐ 6
7 ☐ 7
8 ☐ 8
9 ☐ 9
10 ☐ 10 Best personal doctor or nurse possible
-6 ☐ I don't have a personal doctor or nurse

H09009A

See Note 2_V3

7. Did you have the same personal doctor or nurse before you joined this health plan?

H09010A

- 1 ☐ Yes → [Go to Question 9](#)
2 ☐ No

See Note 2_V3

8. Since you joined your health plan, how much of a problem, if any, was it to get a personal doctor or nurse you are happy with?

H09011A

- 1 ☐ A big problem
2 ☐ A small problem
3 ☐ Not a problem

See Note 2_V3

GETTING HEALTH CARE FROM A SPECIALIST

When you answer the next questions, do not include dental visits.

9. Specialists are doctors like surgeons, heart doctors, allergy doctors, skin doctors, and others who specialize in one area of health care.

In the last 12 months, did you or a doctor think you needed to see a specialist?

H09012A

- 1 ☐ Yes
2 ☐ No → [Go to Question 11](#)

See Note 3_V3

10. In the last 12 months, how much of a problem, if any, was it to see a specialist that you needed to see?

H09013A

- 1 ☐ A big problem
2 ☐ A small problem
3 ☐ Not a problem
-6 ☐ I didn't need a specialist in the last 12 months

See Note 3_V3

11. In the last 12 months, did you see a specialist?

- 1 ☐ Yes
2 ☐ No

→ [Go to Question 13](#)

H09014A

See Note 4_V3

12. We want to know your rating of the specialist you saw most often in the last 12 months. Using any number from 0 to 10, where 0 is the worst specialist possible and 10 is the best specialist possible, what number would you use to rate the specialist?

- 0 ☐ 0 Worst specialist possible
1 ☐ 1
2 ☐ 2
3 ☐ 3
4 ☐ 4
5 ☐ 5
6 ☐ 6
7 ☐ 7
8 ☐ 8
9 ☐ 9
10 ☐ 10 Best specialist possible
-6 ☐ I didn't see a specialist in the last 12 months

H09015A

See Note 4_V3

CALLING DOCTORS' OFFICES

13. In the last 12 months, did you call a doctor's office or clinic during regular office hours to get help or advice for yourself?

- 1 ☐ Yes
2 ☐ No

→ [Go to Question 15](#)

H09016A

See Note 5_V3

14. In the last 12 months, when you called during regular office hours, how often did you get the help or advice you needed?

- 1 ☐ Never
2 ☐ Sometimes
3 ☐ Usually
4 ☐ Always
-6 ☐ I didn't call for help or advice during regular office hours in the last 12 months

H09017A

See Note 5_V3

YOUR HEALTH CARE IN THE LAST 12 MONTHS

15. In the last 12 months, where did you go most often for your health care?

MARK ONLY ONE ANSWER.

H09005

- 1 ☐ A military facility – This includes: Military clinic, Military hospital, PRIMUS clinic, NAVCARE clinic
2 ☐ A civilian facility – This includes: Doctor's office, Clinic, Hospital, Civilian TRICARE contractor
3 ☐ Uniformed Services Family Health Plan facility (USFHP)
4 ☐ Veterans Affairs (VA) clinic or hospital
5 ☐ I went to none of the listed types of facilities in the last 12 months

16. In the last 12 months, did you have an illness, injury, or condition that needed care right away in a clinic, emergency room, or doctor's office?

- 1 ☐ Yes
2 ☐ No

→ [Go to Question 19](#)

H09018A

See Note 6_V3

17. In the last 12 months, when you needed care right away for an illness, injury, or condition, how often did you get care as soon as you wanted?

- 1 ☐ Never
2 ☐ Sometimes
3 ☐ Usually
4 ☐ Always
-6 ☐ I didn't need care right away for an illness, injury or condition in the last 12 months

H09019A

See Note 6_V3

18. In the last 12 months, when you needed care right away for an illness, injury, or condition, how long did you usually have to wait between trying to get care and actually seeing a provider?

- 1 ☐ Same day
2 ☐ 1 day
3 ☐ 2 days
4 ☐ 3 days
5 ☐ 4-7 days
6 ☐ 8-14 days
7 ☐ 15 days or longer
-6 ☐ I didn't need care right away for an illness, injury or condition in the last 12 months

H09020A

See Note 6_V3

19. A health provider could be a general doctor, a specialist doctor, a nurse practitioner, a physician assistant, a nurse, or anyone else you would see for health care.

In the last 12 months, not counting the times you needed health care right away, did you make any appointments with a doctor or other health provider for health care?

- 1 ☐ Yes
2 ☐ No

→ [Go to Question 22](#)

H09021A

See Note 7_V3

20. In the last 12 months, not counting times you needed health care right away, how often did you get an appointment for health care as soon as you wanted?

- 1 ☐ Never
2 ☐ Sometimes
3 ☐ Usually
4 ☐ Always
-6 ☐ I had no appointments in the last 12 months

H09022A

See Note 7_V3

21. In the last 12 months, not counting the times you needed health care right away, how many days did you usually have to wait between making an appointment and actually seeing a provider?

- 1 ☐ Same day
2 ☐ 1 day
3 ☐ 2-3 days
4 ☐ 4-7 days
5 ☐ 8-14 days
6 ☐ 15-30 days
7 ☐ 31 days or longer
-6 ☐ I had no appointments in the last 12 months

H09023A

See Note 7_V3

22. In the last 12 months, how many times did you go to an emergency room to get care for yourself?

- 1 ☐ None
2 ☐ 1
3 ☐ 2
4 ☐ 3
5 ☐ 4
6 ☐ 5 to 9
7 ☐ 10 or more

H09024A

23. In the last 12 months (not counting times you went to an emergency room), how many times did you go to a doctor's office or clinic to get care for yourself?

- 1 ☐ None → [Go to Question 36](#)
2 ☐ 1
3 ☐ 2
4 ☐ 3
5 ☐ 4
6 ☐ 5 to 9
7 ☐ 10 or more

H09025A

See Note 8_V3

24. In the last 12 months, did you or a doctor believe you needed any care, tests, or treatment?

- 1 ☐ Yes
2 ☐ No → [Go to Question 26](#)

H09026A

See Notes 8_V3 and 9_V3

25. In the last 12 months, how much of a problem, if any, was it to get the care, tests or treatment you or a doctor believed necessary?

- 1 ☐ A big problem
2 ☐ A small problem
3 ☐ Not a problem
-6 ☐ I had no visits in the last 12 months

H09027A

See Notes 8_V3 and 9_V3

26. In the last 12 months, did you need approval from your health plan for any care, tests, or treatment?

- 1 ☐ Yes
2 ☐ No → [Go to Question 28](#)

H09028A

See Notes 8_V3 and 10_V3

27. In the last 12 months, how much of a problem, if any, were delays in health care while you waited for approval from your health plan?

- 1 ☐ A big problem
2 ☐ A small problem
3 ☐ Not a problem
-6 ☐ I had no visits in the last 12 months

H09029A

See Notes 8_V3 and 10_V3

28. In the last 12 months, how often were you taken to the exam room within 15 minutes of your appointment?

- 1 ☐ Never
2 ☐ Sometimes
3 ☐ Usually
4 ☐ Always
-6 ☐ I had no visits in the last 12 months

H09030A

See Note 8_V3

29. In the last 12 months, how often did office staff at a doctor's office or clinic treat you with courtesy and respect?

- 1 ☐ Never
2 ☐ Sometimes
3 ☐ Usually
4 ☐ Always
-6 ☐ I had no visits in the last 12 months

H09031A

See Note 8_V3

30. In the last 12 months, how often were office staff at a doctor's office or clinic as helpful as you thought they should be?

- 1 ☐ Never
2 ☐ Sometimes
3 ☐ Usually
4 ☐ Always
-6 ☐ I had no visits in the last 12 months

H09032A

See Note 8_V3

31. In the last 12 months, how often did doctors or other health providers listen carefully to you?

- 1 ☐ Never
2 ☐ Sometimes
3 ☐ Usually
4 ☐ Always
-6 ☐ I had no visits in the last 12 months

H09033A

See Note 8_V3

32. In the last 12 months, how often did doctors or other health providers explain things in a way you could understand?

- 1 ☐ Never
2 ☐ Sometimes
3 ☐ Usually
4 ☐ Always
-6 ☐ I had no visits in the last 12 months

H09034A

See Note 8_V3

33. In the last 12 months, how often did doctors or other health providers show respect for what you had to say?

- 1 ☐ Never
 2 ☐ Sometimes
 3 ☐ Usually
 4 ☐ Always
 -6 ☐ I had no visits in the last 12 months

H09035A

See Note 8_V3

34. In the last 12 months, how often did doctors or other health providers spend enough time with you?

- 1 ☐ Never
 2 ☐ Sometimes
 3 ☐ Usually
 4 ☐ Always
 -6 ☐ I had no visits in the last 12 months

H09036A

See Note 8_V3

35. Using any number from 0 to 10, where 0 is the worst health care possible and 10 is the best health care possible, what number would you use to rate all your health care in the last 12 months?

- 0 ☐ 0 Worst health care possible
 1 ☐ 1
 2 ☐ 2
 3 ☐ 3
 4 ☐ 4
 5 ☐ 5
 6 ☐ 6
 7 ☐ 7
 8 ☐ 8
 9 ☐ 9
 10 ☐ 10 Best health care possible
 -6 ☐ I had no visits in the last 12 months

H09037A

See Note 8_V3

36. In general, how would you rate your overall mental or emotional health now?

- 1 ☐ Excellent
 2 ☐ Very good
 3 ☐ Good
 4 ☐ Fair
 5 ☐ Poor

S09B01

37. In the last 12 months, did you need any treatment or counseling for a personal or family problem?

- 1 ☐ Yes
 2 ☐ No → [Go to Question 40](#)

S09B02

See Note 10A1

38. In the last 12 months, how much of a problem, if any, was it to get the treatment or counseling you needed through your health plan?

- 1 ☐ A big problem
 2 ☐ A small problem
 3 ☐ Not a problem

S09B03

See Note 10A1

39. Using any number from 0 to 10, where 0 is the worst treatment or counseling possible and 10 is the best treatment or counseling possible, what number would you use to rate your treatment or counseling in the last 12 months?

- 0 ☐ 0 Worst treatment or counseling possible
 1 ☐ 1
 2 ☐ 2
 3 ☐ 3
 4 ☐ 4
 5 ☐ 5
 6 ☐ 6
 7 ☐ 7
 8 ☐ 8
 9 ☐ 9
 10 ☐ 10 Best treatment or counseling possible
 -6 ☐ I had no treatment or counseling in the last 12 months

S09B04

See Note 10A1

YOUR HEALTH PLAN

The next questions ask about your experience with your health plan. By your health plan, we mean the health plan you marked in Question 3.

40. Claims are sent to a health plan for payment. You may send in the claims yourself, or doctors, hospitals, or others may do this for you. In the last 12 months, did you or anyone else send in any claims to your health plan?

- 1 ☐ Yes
 2 ☐ No → [Go to Question 43](#)
 -5 ☐ Don't know → [Go to Question 43](#)

H09039A

See Note 11_V3

41. In the last 12 months, how often did your health plan handle your claims in a reasonable time?

- 1 ☐ Never
 2 ☐ Sometimes
 3 ☐ Usually
 4 ☐ Always
 -5 ☐ Don't know
 -6 ☐ No claims were sent for me in the last 12 months

H09040A

See Note 11_V3

42. In the last 12 months, how often did your health plan handle your claims correctly?

- 1 ☐ Never
 2 ☐ Sometimes
 3 ☐ Usually
 4 ☐ Always
 -5 ☐ Don't know
 -6 ☐ No claims were sent for me in the last 12 months

H09041A

See Note 11_V3

43. In the last 12 months, did you look for any information about how your health plan works in written material or on the Internet?

H09042A

See Note 12_V3

1 ☐ Yes

2 ☐ No → [Go to Question 45](#)

44. In the last 12 months, how much of a problem, if any, was it to find or understand this information?

H09043A

See Note 12_V3

1 ☐ A big problem

2 ☐ A small problem

3 ☐ Not a problem

-6 ☐ I didn't look for information from my health plan in the last 12 months

45. In the last 12 months, did you call your health plan's customer service to get information or help?

H09044A

See Note 13_V3

1 ☐ Yes

2 ☐ No → [Go to Question 47](#)

46. In the last 12 months, how much of a problem, if any, was it to get the help you needed when you called your health plan's customer service?

H09045A

See Note 13_V3

1 ☐ A big problem

2 ☐ A small problem

3 ☐ Not a problem

-6 ☐ I didn't call my health plan's customer service in the last 12 months

47. In the last 12 months, did you have to fill out any paperwork for your health plan?

H09046A

See Note 14_V3

1 ☐ Yes

2 ☐ No → [Go to Question 49](#)

48. In the last 12 months, how much of a problem, if any, did you have with paperwork for your health plan?

H09047A

See Note 14_V3

1 ☐ A big problem

2 ☐ A small problem

3 ☐ Not a problem

-6 ☐ I didn't have any experiences with paperwork for my health plan in the last 12 months

49. Using any number from 0 to 10, where 0 is the worst health plan possible and 10 is the best health plan possible, what number would you use to rate your health plan?

H09048A

0 ☐ 0 Worst health plan possible

1 ☐ 1

2 ☐ 2

3 ☐ 3

4 ☐ 4

5 ☐ 5

6 ☐ 6

7 ☐ 7

8 ☐ 8

9 ☐ 9

10 ☐ 10 Best health plan possible

PREVENTIVE CARE

Preventive care is medical care you receive that is intended to maintain your good health or prevent a future medical problem. A physical or blood pressure screening are examples of preventive care.

50. When did you last have a blood pressure reading?

3 ☐ Less than 12 months ago

2 ☐ 1 to 2 years ago

1 ☐ More than 2 years ago

H09048

51. Do you know if your blood pressure is too high?

1 ☐ Yes, it is too high

2 ☐ No, it is not too high

3 ☐ Don't know

H09049

52. When did you last have a flu shot?

4 ☐ Less than 12 months ago

3 ☐ 1-2 years ago

2 ☐ More than 2 years ago

1 ☐ Never had a flu shot

H09050

53. Have you ever smoked at least 100 cigarettes in your entire life?

H09051

See Note 15_V3

1 ☐ Yes

2 ☐ No → [Go to Question 59](#)

-5 ☐ Don't know → [Go to Question 59](#)

54. Do you now smoke every day, some days or not at all?

4 ☐ Every day → [Go to Question 56](#)

3 ☐ Some days → [Go to Question 56](#)

2 ☐ Not at all → [Go to Question 55](#)

-5 ☐ Don't know → [Go to Question 59](#)

H09052

See Note 15_V3

55. How long has it been since you quit smoking cigarettes?

- 3 ☐ Less than 12 months → [Go to Question 56](#)
2 ☐ 12 months or more → [Go to Question 59](#)
-5 ☐ Don't know → [Go to Question 59](#)

H09054A

See Note 15_V3

56. In the last 12 months, on how many visits were you advised to quit smoking by a doctor or other health provider in your plan?

H09053

See Notes 15_V3 and 18

- 1 ☐ None
2 ☐ 1 visit
3 ☐ 2 to 4 visits
4 ☐ 5 to 9 visits
5 ☐ 10 or more visits
-6 ☐ I had no visits in the last 12 months

57. On how many visits was medication recommended or discussed to assist you with quitting smoking (for example: nicotine gum, patch, nasal spray, inhaler, prescription medication)?

H09054

See Notes 15_V3 and 18

- 1 ☐ None
2 ☐ 1 visit
3 ☐ 2 to 4 visits
4 ☐ 5 to 9 visits
5 ☐ 10 or more visits
-6 ☐ I had no visits in the last 12 months

58. On how many visits did your doctor or health provider recommend or discuss methods and strategies (other than medication) to assist you with quitting smoking?

- 1 ☐ None
2 ☐ 1 visit
3 ☐ 2 to 4 visits
4 ☐ 5 to 9 visits
5 ☐ 10 or more visits
-6 ☐ I had no visits in the last 12 months

59. Have you ever used or tried any smokeless tobacco products such as chewing tobacco or snuff?

S09D01

See Note 18A1

- 1 ☐ Yes → [Go to Question 60](#)
2 ☐ No → [Go to Question 61](#)
-5 ☐ Don't know → [Go to Question 61](#)

60. Do you currently use chewing tobacco or snuff every day, some days, or not at all?

- 1 ☐ Every day
2 ☐ Some days
3 ☐ Not at all
-5 ☐ Don't know

S09D02

See Note 18A1

61. Do you currently use any tobacco products other than cigarettes, such as cigars, pipes, bidis, kreteks, or any other tobacco product?

Note: Bidis are small, brown, hand-rolled cigarettes from India and other southeast Asian countries. Kreteks are clove cigarettes made in Indonesia that contain clove extract and tobacco.

S09D03

- 1 ☐ Yes
2 ☐ No
-5 ☐ Don't know

62. If you use tobacco products other than cigarettes, on how many visits in the last 12 months were you advised to quit by a doctor or other health provider in your plan?

S09D04

- 1 ☐ None
2 ☐ 1 visit
3 ☐ 2 to 4 visits
4 ☐ 5 to 9 visits
5 ☐ 10 or more visits
-6 ☐ I had no visits in the last 12 months
-7 ☐ I do not use other tobacco products

63. Are you male or female?

H09056

See Note 19A

- 1 ☐ Male → [Go to Question 70](#)
2 ☐ Female

64. When did you last have a Pap smear test?

H09057

- 5 ☐ Within the last 12 months
4 ☐ 1 to 3 years ago
3 ☐ More than 3 but less than 5 years ago
2 ☐ 5 or more years ago
1 ☐ Never had a Pap smear test

65. Are you under age 40?

- 1 ☐ Yes → [Go to Question 67](#)
2 ☐ No

H09058

See Notes 19A, 19B, and 20

66. When was the last time your breasts were checked by mammography?

H09059

See Notes 19A, 19B, and 20

- 5 ☐ Within the last 12 months
4 ☐ 1 to 2 years ago
3 ☐ More than 2 years ago but less than 5 years ago
2 ☐ 5 or more years ago
1 ☐ Never had a mammogram

67. Have you been pregnant in the last 12 months or are you pregnant now?

H09060

See Notes 19A, 19B, and 21

- 1 ☐ Yes, I am currently pregnant → [Go to Question 68](#)
2 ☐ No, I am not currently pregnant, but have been pregnant in the past 12 months → [Go to Question 69](#)
3 ☐ No, I am not currently pregnant, and have not been pregnant in the past 12 months → [Go to Question 70](#)

68. In what trimester is your pregnancy?

- 1 ☐ First trimester (up to 12 weeks after 1st day of last period) → [Go to Question 70](#)
 2 ☐ Second trimester (13th through 27th week)
 3 ☐ Third trimester (28th week until delivery)

H09061 See Notes 19A, 19B, and 21

69. In which trimester did you first receive prenatal care?

- 4 ☐ First trimester (up to 12 weeks after 1st day of last period)
 3 ☐ Second trimester (13th through 27th week)
 2 ☐ Third trimester (28th week until delivery)
 1 ☐ Did not receive prenatal care

H09062 See Notes 19A, 19B, and 21

ABOUT YOU

70. In general, how would you rate your overall health now?

- 5 ☐ Excellent
 4 ☐ Very good
 3 ☐ Good
 2 ☐ Fair
 1 ☐ Poor

H09063

71. Are you limited in any way in any activities because of any impairment or health problem?

- 1 ☐ Yes
 2 ☐ No

H09064

72. How tall are you without your shoes on? Please give your answer in feet and inches.

H09069F, H09069I

Example:

Height	
Feet	Inches
<u>5</u>	<u>6</u>
<input type="checkbox"/> 1	<input type="checkbox"/> 0
<input type="checkbox"/> 2	<input type="checkbox"/> 1
<input type="checkbox"/> 3	<input type="checkbox"/> 2
<input type="checkbox"/> 4	<input type="checkbox"/> 3
<input checked="" type="checkbox"/> 5	<input type="checkbox"/> 4
<input type="checkbox"/> 6	<input type="checkbox"/> 5
<input type="checkbox"/> 7	<input checked="" type="checkbox"/> 6
	<input type="checkbox"/> 7
	<input type="checkbox"/> 8
	<input type="checkbox"/> 9
	<input type="checkbox"/> 10
	<input type="checkbox"/> 11

Height	
Feet	Inches
<input type="checkbox"/> 1	<input type="checkbox"/> 0
<input type="checkbox"/> 2	<input type="checkbox"/> 1
<input type="checkbox"/> 3	<input type="checkbox"/> 2
<input type="checkbox"/> 4	<input type="checkbox"/> 3
<input type="checkbox"/> 5	<input type="checkbox"/> 4
<input type="checkbox"/> 6	<input type="checkbox"/> 5
<input type="checkbox"/> 7	<input type="checkbox"/> 6
	<input type="checkbox"/> 7
	<input type="checkbox"/> 8
	<input type="checkbox"/> 9
	<input type="checkbox"/> 10
	<input type="checkbox"/> 11

73. How much do you weigh without your shoes on? Please give your answer in pounds.

H09070

Example:

Weight		
Pounds		
<u>1</u>	<u>6</u>	<u>0</u>
<input type="checkbox"/> 0	<input type="checkbox"/> 0	<input checked="" type="checkbox"/> 0
<input checked="" type="checkbox"/> 1	<input type="checkbox"/> 1	<input type="checkbox"/> 1
<input type="checkbox"/> 2	<input type="checkbox"/> 2	<input type="checkbox"/> 2
<input type="checkbox"/> 3	<input type="checkbox"/> 3	<input type="checkbox"/> 3
	<input type="checkbox"/> 4	<input type="checkbox"/> 4
	<input type="checkbox"/> 5	<input type="checkbox"/> 5
	<input checked="" type="checkbox"/> 6	<input type="checkbox"/> 6
	<input type="checkbox"/> 7	<input type="checkbox"/> 7
	<input type="checkbox"/> 8	<input type="checkbox"/> 8
	<input type="checkbox"/> 9	<input type="checkbox"/> 9

Weight		
Pounds		
<input type="checkbox"/> 0	<input type="checkbox"/> 0	<input type="checkbox"/> 0
<input type="checkbox"/> 1	<input type="checkbox"/> 1	<input type="checkbox"/> 1
<input type="checkbox"/> 2	<input type="checkbox"/> 2	<input type="checkbox"/> 2
<input type="checkbox"/> 3	<input type="checkbox"/> 3	<input type="checkbox"/> 3
	<input type="checkbox"/> 4	<input type="checkbox"/> 4
	<input type="checkbox"/> 5	<input type="checkbox"/> 5
	<input type="checkbox"/> 6	<input type="checkbox"/> 6
	<input type="checkbox"/> 7	<input type="checkbox"/> 7
	<input type="checkbox"/> 8	<input type="checkbox"/> 8
	<input type="checkbox"/> 9	<input type="checkbox"/> 9

74. What is the highest grade or level of school that you have completed?

SREDA

- 1 ☐ 8th grade or less
- 2 ☐ Some high school, but did not graduate
- 3 ☐ High school graduate or GED
- 4 ☐ Some college or 2-year degree
- 5 ☐ 4-year college graduate
- 6 ☐ More than 4-year college degree

75. Are you of Hispanic or Latino origin or descent?

H09071, H09071A-H09071E

See Note 24

(Mark "NO" if not Spanish/Hispanic/Latino.)

- A ☐ No, not Spanish, Hispanic, or Latino
- B ☐ Yes, Mexican, Mexican American, Chicano
- C ☐ Yes, Puerto Rican
- D ☐ Yes, Cuban
- E ☐ Yes, other Spanish, Hispanic, or Latino

76. What is your race?

(Mark ONE OR MORE races to indicate what you consider yourself to be.)

SRRACEA-SRRACEE

- A ☐ White
- B ☐ Black or African American
- C ☐ American Indian or Alaska Native
- D ☐ Asian (e.g., Asian Indian, Chinese, Filipino, Japanese, Korean, Vietnamese)
- E ☐ Native Hawaiian or other Pacific Islander (e.g., Samoan, Guamanian, or Chamorro)

77. What is your age now?

SRAGE

- 1 ☐ 18 to 24
- 2 ☐ 25 to 34
- 3 ☐ 35 to 44
- 4 ☐ 45 to 54
- 5 ☐ 55 to 64
- 6 ☐ 65 to 74
- 7 ☐ 75 or older

78. Currently, are you covered by Medicare Part A? Medicare is the federal health insurance program for people aged 65 or older and for certain persons with disabilities. Medicare Part A helps pay for inpatient hospital care.

H09072

- 1 ☐ Yes, I am now covered by Medicare Part A
- 2 ☐ No, I am not covered by Medicare Part A

79. Currently, are you covered by Medicare Part B? Medicare is the federal health insurance program for people aged 65 or older and for certain persons with disabilities. Medicare Part B helps pay for doctor's services, outpatient hospital services, and certain other services.

H09073

- 1 ☐ Yes, I am now covered by Medicare Part B
- 2 ☐ No, I am not covered by Medicare Part B

80. Currently, are you covered by Medicare supplemental insurance? Medicare supplemental insurance, also called Medigap or MediSup, is usually obtained from private insurance companies and covers some of the costs not paid for by Medicare.

H09074

- 1 ☐ Yes, I am now covered by Medicare supplemental insurance
- 2 ☐ No, I am not covered by Medicare supplemental insurance

81. If you were free to choose between civilian and military facilities for all of your health care, which would you prefer? Would you say ...

S09N11

- 1 ☐ All care from military facilities
- 2 ☐ All care from civilian facilities
- 3 ☐ Some care from both military and civilian facilities
- 4 ☐ Or, no preference

THANK YOU FOR TAKING THE TIME TO COMPLETE THE SURVEY! Your generous contribution will greatly aid efforts to improve the health of our military community.

Return your survey in the postage-paid envelope. If the envelope is missing, please send to:

Office of the Assistant Secretary of Defense (HA)
TMA/HPAE
c/o Synovate Survey Processing Center
PO Box 5030
Chicago, IL 60680-4138

Questions about the survey?

Email: survey-dodq2@synovate.net

Toll-free phone (in the US, Puerto Rico and Canada):

1-877-236-2390, available 24 hours a day

Toll-free fax (in the US and Canada): 1-800-409-7681

International Toll-Free numbers:

Germany: 0 800 182 1532

Great Britain: 008 234 7139

Japan: 0053 11 30 814

South Korea: 003 0813 1286

Mexico: 001 877 238 5171

Philippines: 1 800 1116 2366

When calling or writing, please provide your name, address, and the 8-digit number above your address on the envelope.

Questions about your TRICARE coverage?

For additional information on TRICARE, or if you are not sure about your benefits, or if you don't have a primary care manager; contact the TRICARE Service Center in your region:

North: 1-877-874-2273

South: 1-800-444-5445

West: 1-888-874-9378

Outside the US: 1-888-777-8343

The website is:

www.tricare.osd.mil/tricare-servicecenters

Veterans: Contact the US Department of Veterans Affairs at **1-877-222-VETS**; or go to www.va.gov

APPENDIX A

ANNOTATED QUESTIONNAIRE – V3 – QUARTER II

PAGE IS INTENTIONALLY LEFT BLANK TO ALLOW FOR DOUBLE-SIDED COPYING



January 2009



PAGE IS INTENTIONALLY LEFT BLANK TO ALLOW FOR DOUBLE-SIDED COPYING

According to the Privacy Act of 1974 (Public Law 93-579), the Department of Defense is required to inform you of the purposes and use of this survey. Please read it carefully.

Authority: 10 U.S.C., Chapter 55; Section 706, Public Law 102-484; E.O. 9397.

Purpose: This survey helps health policy makers gauge beneficiary satisfaction with the current military health care system and provides valuable input from beneficiaries that will be used to improve the Military Health System.

Routine Uses: None

Disclosure: Voluntary. Failure to respond will not result in any penalty to the respondent. However, maximum participation is encouraged so that data will be as complete and representative as possible.

YOUR PRIVACY

Your participation in this survey effort is very important. Your responses are confidential and your participation is voluntary. The number on the back of this survey is ONLY used to let us know if you returned your survey so we don't have to send you reminders.

This is your opportunity to tell officials of your opinions and experiences with the current military health care system. It is also an opportunity to provide feedback and identify areas where improvements are needed.

The survey processing center removes all identifying information before sending the results to the Department of Defense.

Your information is grouped with others and no individual information is shared. Only group statistics will be compiled and reported. No information about you as an individual will be disclosed.

SURVEY INSTRUCTIONS

Answer all the questions by checking the box to the left of your answer. You are sometimes told to skip over some questions in this survey. When this happens you will see an arrow with a note that tells you what question to answer next, like this:

- ☒ Yes → **Go to Question 42**
☐ No

Please return the completed questionnaire in the enclosed postage-paid envelope within **seven days**. If the envelope is missing, please send to:

Office of the Assistant Secretary of Defense (Health Affairs)
TMA/HPAE
c/o Synovate Survey Processing Center
PO Box 5030
Chicago, IL 60680-4138

SURVEY STARTS HERE

As an eligible TRICARE beneficiary, please complete this survey even if you did not receive your health care from a military facility.

Please recognize that some specific questions about TRICARE benefits may not apply to you, depending on your entitlement and particular TRICARE program.

This survey is about the health care of the person whose name appears on the cover letter. The questionnaire should be completed by that person. If you are not the addressee, please give this survey to that person.

1. Are you the person whose name appears on the cover letter?

H09001

- 1 ☐ Yes → **Go to Question 2**
2 ☐ No → Please give this questionnaire to the person addressed on the cover letter.

2. By which of the following health plans are you currently covered?

H09002A-H09002R

MARK ALL THAT APPLY.

Military Health Plans

- A ☐ TRICARE Prime (including TRICARE Prime Remote and TRICARE Overseas)
C ☐ TRICARE Extra or Standard (CHAMPUS)
N ☐ TRICARE Plus
O ☐ TRICARE for Life
P ☐ TRICARE Supplemental Insurance
Q ☐ TRICARE Reserve Select

Other Health Plans

- F ☐ Medicare
G ☐ Federal Employees Health Benefit Program (FEHBP)
H ☐ Medicaid
I ☐ A civilian HMO (such as Kaiser)
J ☐ Other civilian health insurance (such as Blue Cross)
K ☐ Uniformed Services Family Health Plan (USFHP)
M ☐ The Veterans Administration (VA)
R ☐ Government health insurance from a country other than the US
L ☐ Not sure

3. Which health plan did you use for all or most of your health care in the last 12 months?

H09003

MARK ONLY ONE ANSWER.

See Note 1

- 1 ☐ TRICARE Prime
3 ☐ TRICARE Extra or Standard (CHAMPUS)
11 ☐ TRICARE Plus
12 ☐ TRICARE Reserve Select
4 ☐ Medicare (may include TRICARE for Life)
5 ☐ Federal Employees Health Benefit Program (FEHBP)
6 ☐ Medicaid
7 ☐ A civilian HMO (such as Kaiser)
8 ☐ Other civilian health insurance (such as Blue Cross)
9 ☐ Uniformed Services Family Health Plan (USFHP)
10 ☐ The Veterans Administration (VA)
13 ☐ Government health insurance from a country other than the US
-5 ☐ Not sure
-6 ☐ Did not use any health plan in the last 12 months → **Go to Question 5**

For the remainder of this questionnaire, the term health plan refers to the plan you indicated in Question 3.

4. How many months or years in a row have you been in this health plan?

H09004

- 1 ☐ Less than 6 months
2 ☐ 6 up to 12 months
3 ☐ 12 up to 24 months
4 ☐ 2 up to 5 years
5 ☐ 5 up to 10 years
6 ☐ 10 or more years

See Note 1

YOUR PERSONAL DOCTOR OR NURSE

The next questions ask about your own health care. Do not include care you got when you stayed overnight in a hospital. Do not include the times you went for dental care visits.

5. A **personal doctor or nurse** is the health provider who knows you best. This can be a general doctor, a specialist doctor, a nurse practitioner, or a physician assistant. Do you have one person you think of as your personal doctor or nurse?

H09008A

- 1 ☐ Yes
2 ☐ No → **Go to Question 8**

See Note 2_V3

6. Using any number from 0 to 10, where 0 is the worst personal doctor or nurse possible and 10 is the best personal doctor or nurse possible, what number would you use to rate your personal doctor or nurse?

- 0 ☐ 0 Worst personal doctor or nurse possible

H09009A

- 1 ☐ 1

- 2 ☐ 2

See Note 2_V3

- 3 ☐ 3

- 4 ☐ 4

- 5 ☐ 5

- 6 ☐ 6

- 7 ☐ 7

- 8 ☐ 8

- 9 ☐ 9

- 10 ☐ 10 Best personal doctor or nurse possible

- 6 ☐ I don't have a personal doctor or nurse

7. Did you have the same personal doctor or nurse before you joined this health plan?

H09010A

- 1 ☐ Yes → **Go to Question 9**

See Note 2_V3

- 2 ☐ No

8. Since you joined your health plan, how much of a problem, if any, was it to get a personal doctor or nurse you are happy with?

H09011A

- 1 ☐ A big problem

- 2 ☐ A small problem

- 3 ☐ Not a problem

See Note 2_V3

GETTING HEALTH CARE FROM A SPECIALIST

When you answer the next questions, do not include dental visits.

9. **Specialists** are doctors like surgeons, heart doctors, allergy doctors, skin doctors, and others who specialize in one area of health care.

In the last 12 months, did you or a doctor think you needed to see a specialist?

H09012A

- 1 ☐ Yes

- 2 ☐ No → **Go to Question 11**

See Note 3_V3

10. In the last 12 months, how much of a problem, if any, was it to see a specialist that you needed to see?

H09013A

- 1 ☐ A big problem

- 2 ☐ A small problem

- 3 ☐ Not a problem

- 6 ☐ I didn't need a specialist in the last 12 months

See Note 3_V3

11. In the last 12 months, did you see a specialist?

- 1 ☐ Yes
2 ☐ No

→ Go to Question 13

H09014A

See Note 4_V3

12. We want to know your rating of the specialist you saw most often in the last 12 months. Using any number from 0 to 10, where 0 is the worst specialist possible and 10 is the best specialist possible, what number would you use to rate the specialist?

H09015A

See Note 4_V3

- 0 ☐ 0 Worst specialist possible
1 ☐ 1
2 ☐ 2
3 ☐ 3
4 ☐ 4
5 ☐ 5
6 ☐ 6
7 ☐ 7
8 ☐ 8
9 ☐ 9
10 ☐ 10 Best specialist possible
-6 ☐ I didn't see a specialist in the last 12 months

CALLING DOCTORS' OFFICES

13. In the last 12 months, did you call a doctor's office or clinic during regular office hours to get help or advice for yourself?

- 1 ☐ Yes
2 ☐ No

→ Go to Question 15

H09016A

See Note 5_V3

14. In the last 12 months, when you called during regular office hours, how often did you get the help or advice you needed?

- 1 ☐ Never
2 ☐ Sometimes
3 ☐ Usually
4 ☐ Always
-6 ☐ I didn't call for help or advice during regular office hours in the last 12 months

H09017A

See Note 5_V3

YOUR HEALTH CARE IN THE LAST 12 MONTHS

15. In the last 12 months, where did you go most often for your health care?

H09005

MARK ONLY ONE ANSWER.

- 1 ☐ A military facility – This includes: Military clinic, Military hospital, PRIMUS clinic, NAVCARE clinic
2 ☐ A civilian facility – This includes: Doctor's office, Clinic, Hospital, Civilian TRICARE contractor
3 ☐ Uniformed Services Family Health Plan facility (USFHP)
4 ☐ Veterans Affairs (VA) clinic or hospital
5 ☐ I went to none of the listed types of facilities in the last 12 months

16. In the last 12 months, did you have an illness, injury, or condition that needed care right away in a clinic, emergency room, or doctor's office?

- 1 ☐ Yes
2 ☐ No

→ Go to Question 19

H09018A

See Note 6_V3

17. In the last 12 months, when you needed care right away for an illness, injury, or condition, how often did you get care as soon as you wanted?

H09019A

See Note 6_V3

- 1 ☐ Never
2 ☐ Sometimes
3 ☐ Usually
4 ☐ Always
-6 ☐ I didn't need care right away for an illness, injury or condition in the last 12 months

18. In the last 12 months, when you needed care right away for an illness, injury, or condition, how long did you usually have to wait between trying to get care and actually seeing a provider?

H09020A

See Note 6_V3

- 1 ☐ Same day
2 ☐ 1 day
3 ☐ 2 days
4 ☐ 3 days
5 ☐ 4-7 days
6 ☐ 8-14 days
7 ☐ 15 days or longer
-6 ☐ I didn't need care right away for an illness, injury or condition in the last 12 months

19. A health provider could be a general doctor, a specialist doctor, a nurse practitioner, a physician assistant, a nurse, or anyone else you would see for health care.

In the last 12 months, not counting the times you needed health care right away, did you make any appointments with a doctor or other health provider for health care?

- 1 ☐ Yes
2 ☐ No

→ Go to Question 22

H09021A

See Note 7_V3

20. In the last 12 months, not counting times you needed health care right away, how often did you get an appointment for health care as soon as you wanted?

H09022A

See Note 7_V3

- 1 ☐ Never
2 ☐ Sometimes
3 ☐ Usually
4 ☐ Always
-6 ☐ I had no appointments in the last 12 months

21. In the last 12 months, not counting the times you needed health care right away, how many days did you usually have to wait between making an appointment and actually seeing a provider?

H09023A

See Note 7_V3

- 1 ☐ Same day
2 ☐ 1 day
3 ☐ 2-3 days
4 ☐ 4-7 days
5 ☐ 8-14 days
6 ☐ 15-30 days
7 ☐ 31 days or longer
-6 ☐ I had no appointments in the last 12 months

22. In the last 12 months, how many times did you go to an emergency room to get care for yourself?

H09024A

- 1 ☐ None
2 ☐ 1
3 ☐ 2
4 ☐ 3
5 ☐ 4
6 ☐ 5 to 9
7 ☐ 10 or more

23. In the last 12 months (not counting times you went to an emergency room), how many times did you go to a doctor's office or clinic to get care for yourself?

H09025A

- 1 ☐ None → [Go to Question 36](#)
2 ☐ 1
3 ☐ 2
4 ☐ 3
5 ☐ 4
6 ☐ 5 to 9
7 ☐ 10 or more

See Note 8_V3

24. In the last 12 months, did you or a doctor believe you needed any care, tests, or treatment?

H09026A

- 1 ☐ Yes
2 ☐ No → [Go to Question 26](#)

See Notes 8_V3 and 9_V3

25. In the last 12 months, how much of a problem, if any, was it to get the care, tests or treatment you or a doctor believed necessary?

H09027A

- 1 ☐ A big problem
2 ☐ A small problem
3 ☐ Not a problem
-6 ☐ I had no visits in the last 12 months

See Notes 8_V3 and 9_V3

26. In the last 12 months, did you need approval from your health plan for any care, tests, or treatment?

H09028A

- 1 ☐ Yes
2 ☐ No → [Go to Question 28](#)

See Notes 8_V3 and 10_V3

27. In the last 12 months, how much of a problem, if any, were delays in health care while you waited for approval from your health plan?

H09029A

See Notes 8_V3 and 10_V3

- 1 ☐ A big problem
2 ☐ A small problem
3 ☐ Not a problem
-6 ☐ I had no visits in the last 12 months

28. In the last 12 months, how often were you taken to the exam room within 15 minutes of your appointment?

H09030A

See Note 8_V3

- 1 ☐ Never
2 ☐ Sometimes
3 ☐ Usually
4 ☐ Always
-6 ☐ I had no visits in the last 12 months

29. In the last 12 months, how often did office staff at a doctor's office or clinic treat you with courtesy and respect?

H09031A

See Note 8_V3

- 1 ☐ Never
2 ☐ Sometimes
3 ☐ Usually
4 ☐ Always
-6 ☐ I had no visits in the last 12 months

30. In the last 12 months, how often were office staff at a doctor's office or clinic as helpful as you thought they should be?

H09032A

See Note 8_V3

- 1 ☐ Never
2 ☐ Sometimes
3 ☐ Usually
4 ☐ Always
-6 ☐ I had no visits in the last 12 months

31. In the last 12 months, how often did doctors or other health providers listen carefully to you?

H09033A

See Note 8_V3

- 1 ☐ Never
2 ☐ Sometimes
3 ☐ Usually
4 ☐ Always
-6 ☐ I had no visits in the last 12 months

32. In the last 12 months, how often did doctors or other health providers explain things in a way you could understand?

H09034A

See Note 8_V3

- 1 ☐ Never
2 ☐ Sometimes
3 ☐ Usually
4 ☐ Always
-6 ☐ I had no visits in the last 12 months

33. In the last 12 months, how often did doctors or other health providers show respect for what you had to say?

- 1 ☐ Never
2 ☐ Sometimes
3 ☐ Usually
4 ☐ Always
-6 ☐ I had no visits in the last 12 months

H09035A

See Note 8_V3

34. In the last 12 months, how often did doctors or other health providers spend enough time with you?

- 1 ☐ Never
2 ☐ Sometimes
3 ☐ Usually
4 ☐ Always
-6 ☐ I had no visits in the last 12 months

H09036A

See Note 8_V3

35. Using any number from 0 to 10, where 0 is the worst health care possible and 10 is the best health care possible, what number would you use to rate all your health care in the last 12 months?

- 0 ☐ 0 Worst health care possible
1 ☐ 1
2 ☐ 2
3 ☐ 3
4 ☐ 4
5 ☐ 5
6 ☐ 6
7 ☐ 7
8 ☐ 8
9 ☐ 9
10 ☐ 10 Best health care possible
-6 ☐ I had no visits in the last 12 months

H09037A

See Note 8_V3

36. In general, how would you rate your overall mental or emotional health now?

- 1 ☐ Excellent
2 ☐ Very good
3 ☐ Good
4 ☐ Fair
5 ☐ Poor

S09B01

37. In the last 12 months, did you need any treatment or counseling for a personal or family problem?

- 1 ☐ Yes
2 ☐ No → [Go to Question 40](#)

S09B02

See Note 10A1

38. In the last 12 months, how much of a problem, if any, was it to get the treatment or counseling you needed through your health plan?

- 1 ☐ A big problem
2 ☐ A small problem
3 ☐ Not a problem

S09B03

See Note 10A1

39. Using any number from 0 to 10, where 0 is the worst treatment or counseling possible and 10 is the best treatment or counseling possible, what number would you use to rate your treatment or counseling in the last 12 months?

- 0 ☐ 0 Worst treatment or counseling possible
1 ☐ 1
2 ☐ 2
3 ☐ 3
4 ☐ 4
5 ☐ 5
6 ☐ 6
7 ☐ 7
8 ☐ 8
9 ☐ 9
10 ☐ 10 Best treatment or counseling possible
-6 ☐ I had no treatment or counseling in the last 12 months

S09B04

See Note 10A1

YOUR HEALTH PLAN

The next questions ask about your experience with your health plan. By your health plan, we mean the health plan you marked in Question 3.

40. Claims are sent to a health plan for payment. You may send in the claims yourself, or doctors, hospitals, or others may do this for you. In the last 12 months, did you or anyone else send in any claims to your health plan?

- 1 ☐ Yes
2 ☐ No → [Go to Question 43](#)
-5 ☐ Don't know → [Go to Question 43](#)

H09039A

See Note 11_V3

41. In the last 12 months, how often did your health plan handle your claims in a reasonable time?

- 1 ☐ Never
2 ☐ Sometimes
3 ☐ Usually
4 ☐ Always
-5 ☐ Don't know
-6 ☐ No claims were sent for me in the last 12 months

H09040A

See Note 11_V3

42. In the last 12 months, how often did your health plan handle your claims correctly?

- 1 ☐ Never
2 ☐ Sometimes
3 ☐ Usually
4 ☐ Always
-5 ☐ Don't know
-6 ☐ No claims were sent for me in the last 12 months

H09041A

See Note 11_V3

43. In the last 12 months, did you look for any information about how your health plan works in written material or on the Internet?

H09042A

1 ☐ Yes

See Note 12_V3

2 ☐ No → [Go to Question 45](#)

44. In the last 12 months, how much of a problem, if any, was it to find or understand this information?

H09043A

1 ☐ A big problem

See Note 12_V3

2 ☐ A small problem

3 ☐ Not a problem

-6 ☐ I didn't look for information from my health plan in the last 12 months

45. In the last 12 months, did you call your health plan's customer service to get information or help?

H09044A

1 ☐ Yes

See Note 13_V3

2 ☐ No → [Go to Question 47](#)

46. In the last 12 months, how much of a problem, if any, was it to get the help you needed when you called your health plan's customer service?

H09045A

1 ☐ A big problem

See Note 13_V3

2 ☐ A small problem

3 ☐ Not a problem

-6 ☐ I didn't call my health plan's customer service in the last 12 months

47. In the last 12 months, did you have to fill out any paperwork for your health plan?

H09046A

1 ☐ Yes

See Note 14_V3

2 ☐ No → [Go to Question 49](#)

48. In the last 12 months, how much of a problem, if any, did you have with paperwork for your health plan?

H09047A

1 ☐ A big problem

See Note 14_V3

2 ☐ A small problem

3 ☐ Not a problem

-6 ☐ I didn't have any experiences with paperwork for my health plan in the last 12 months

49. Using any number from 0 to 10, where 0 is the worst health plan possible and 10 is the best health plan possible, what number would you use to rate your health plan?

H09048A

0 ☐ 0 Worst health plan possible

1 ☐ 1

2 ☐ 2

3 ☐ 3

4 ☐ 4

5 ☐ 5

6 ☐ 6

7 ☐ 7

8 ☐ 8

9 ☐ 9

10 ☐ 10 Best health plan possible

PREVENTIVE CARE

Preventive care is medical care you receive that is intended to maintain your good health or prevent a future medical problem. A physical or blood pressure screening are examples of preventive care.

50. When did you last have a blood pressure reading?

H09048

3 ☐ Less than 12 months ago

2 ☐ 1 to 2 years ago

1 ☐ More than 2 years ago

51. Do you know if your blood pressure is too high?

H09049

1 ☐ Yes, it is too high

2 ☐ No, it is not too high

3 ☐ Don't know

52. For a blood stool test, a person uses a home kit and puts some stool on a card. The card is sent to the doctor's office or lab. Have you ever had this test using a home kit?

1 ☐ Yes

S09Q01

See Note 16A1

2 ☐ No

→ [Go to Question 54](#)

-5 ☐ Don't know → [Go to Question 54](#)

53. How long has it been since you had your last blood stool test using a home kit?

S09Q02

See Note 16A1

1 ☐ Less than 12 months ago

2 ☐ At least one year but less than 2 years ago

3 ☐ At least 2 years but less than 5 years ago

4 ☐ 5 or more years ago

-6 ☐ Never had a blood stool test

-5 ☐ Don't know

54. Sigmoidoscopy and colonoscopy are exams in which a lighted tube is inserted in the rectum to view the colon for signs of cancer or other health problems. Have you ever had either of these exams?

1 ☐ Yes S09Q03 See Note 16A2
 2 ☐ No → [Go to Question 57](#)
 -5 ☐ Don't know → [Go to Question 57](#)

55. A sigmoidoscopy is limited to the lower part of the colon and is usually done without anesthesia. How long has it been since you had your last sigmoidoscopy?

S09Q04 See Note 16A2
 1 ☐ Less than 12 months ago
 2 ☐ At least one year but less than 2 years ago
 3 ☐ At least 2 years but less than 5 years ago
 4 ☐ 5 or more years ago
 -6 ☐ Never had a sigmoidoscopy
 -5 ☐ Don't know

56. For a colonoscopy the entire colon is examined and patients usually receive medication in their veins to relax them and make them feel sleepy. How long has it been since you had your last colonoscopy?

S09Q05 See Note 16A2
 1 ☐ Less than 12 months ago
 2 ☐ At least one year but less than 2 years ago
 3 ☐ At least 2 years but less than 5 years ago
 4 ☐ At least 5 years but less than 10 years ago
 5 ☐ 10 or more years ago
 -6 ☐ Never had a colonoscopy
 -5 ☐ Don't know

57. When did you last have a flu shot?

4 ☐ Less than 12 months ago H09050
 3 ☐ 1-2 years ago
 2 ☐ More than 2 years ago
 1 ☐ Never had a flu shot

58. Have you ever smoked at least 100 cigarettes in your entire life?

H09051 See Notes 15_V3
 1 ☐ Yes
 2 ☐ No → [Go to Question 64](#)
 -5 ☐ Don't know → [Go to Question 64](#)

59. Do you now smoke every day, some days or not at all?

H09052 See Notes 15_V3
 4 ☐ Every day → [Go to Question 61](#)
 3 ☐ Some days → [Go to Question 61](#)
 2 ☐ Not at all → [Go to Question 60](#)
 -5 ☐ Don't know → [Go to Question 64](#)

60. How long has it been since you quit smoking cigarettes?

H09054A See Notes 15_V3
 3 ☐ Less than 12 months → [Go to Question 61](#)
 2 ☐ 12 months or more → [Go to Question 64](#)
 -5 ☐ Don't know → [Go to Question 64](#)

61. In the last 12 months, on how many visits were you advised to quit smoking by a doctor or other health provider in your plan?

H09053 See Note 15_V3
 1 ☐ None
 2 ☐ 1 visit
 3 ☐ 2 to 4 visits
 4 ☐ 5 to 9 visits
 5 ☐ 10 or more visits
 -6 ☐ I had no visits in the last 12 months

62. On how many visits was medication recommended or discussed to assist you with quitting smoking (for example: nicotine gum, patch, nasal spray, inhaler, prescription medication)?

H09054 See Note 15_V3
 1 ☐ None
 2 ☐ 1 visit
 3 ☐ 2 to 4 visits
 4 ☐ 5 to 9 visits
 5 ☐ 10 or more visits
 -6 ☐ I had no visits in the last 12 months

63. On how many visits did your doctor or health provider recommend or discuss methods and strategies (other than medication) to assist you with quitting smoking?

H09055 See Note 15_V3
 1 ☐ None
 2 ☐ 1 visit
 3 ☐ 2 to 4 visits
 4 ☐ 5 to 9 visits
 5 ☐ 10 or more visits
 -6 ☐ I had no visits in the last 12 months

64. Do you currently smoke any tobacco products other than cigarettes, such as cigars, pipes, bidis, kreteks, or any other tobacco product?

Note: Bidis are small, brown, hand-rolled cigarettes from India and other southeast Asian countries. Kreteks are clove cigarettes made in Indonesia that contain clove extract and tobacco.

S09D03
 1 ☐ Yes
 2 ☐ No
 -5 ☐ Don't know

65. Have you ever used or tried any smokeless tobacco products such as dip, chewing tobacco, snuff or snus?

S09D01 See Note 18A1
 1 ☐ Yes → [Go to Question 68](#)
 2 ☐ No → [Go to Question 68](#)
 -5 ☐ Don't know → [Go to Question 68](#)

66. Do you currently use smokeless tobacco products such as dip, chewing tobacco, snuff or snus every day, some days, or not at all?

S09D02 See Note 18A1
 1 ☐ Every day
 2 ☐ Some days
 3 ☐ Not at all → [Go to Question 68](#)

67. In a typical week, how much dip, chewing tobacco, snuff or snus do you use?

S09D05

- 3 ☐ Two or more cans or pouches a week
2 ☐ One to two cans or pouches a week
1 ☐ Less than one can or pouch a week
-5 ☐ Don't know

See Note 18A1

68. If you use tobacco products other than cigarettes, including smokeless tobacco, cigars, pipes, bidis or kreteks, on how many visits in the last 12 months were you advised to quit by a doctor or other health provider in your plan?

S09D04

- 1 ☐ None
2 ☐ 1 visit
3 ☐ 2 to 4 visits
4 ☐ 5 to 9 visits
5 ☐ 10 or more visits
-6 ☐ I had no visits in the last 12 months
-7 ☐ I do not use other tobacco products

69. Are you male or female?

H09056

- 1 ☐ Male → [Go to Question 76](#)
2 ☐ Female

See Notes 19A

70. When did you last have a Pap smear test?

H09057

- 5 ☐ Within the last 12 months
4 ☐ 1 to 3 years ago
3 ☐ More than 3 but less than 5 years ago
2 ☐ 5 or more years ago
1 ☐ Never had a Pap smear test

See Notes 19A and 19B

71. Are you under age 40?

H09058

- 1 ☐ Yes → [Go to Question 73](#)
2 ☐ No

See Notes 19A, 19B and 20

72. When was the last time your breasts were checked by mammography?

H09059

- 5 ☐ Within the last 12 months
4 ☐ 1 to 2 years ago
3 ☐ More than 2 years ago but less than 5 years ago
2 ☐ 5 or more years ago
1 ☐ Never had a mammogram

See Notes 19A, 19B and 20

73. Have you been pregnant in the last 12 months or are you pregnant now?

H09060

See Notes 19A, 19B and 21

- 1 ☐ Yes, I am currently pregnant → [Go to Question 74](#)
2 ☐ No, I am not currently pregnant, but have been pregnant in the past 12 months → [Go to Question 75](#)
3 ☐ No, I am not currently pregnant, and have not been pregnant in the past 12 months → [Go to Question 76](#)

74. In what trimester is your pregnancy?

H09061

See Notes 19A, 19B and 21

- 1 ☐ First trimester (up to 12 weeks after 1st day of last period) → [Go to Question 76](#)
2 ☐ Second trimester (13th through 27th week)
3 ☐ Third trimester (28th week until delivery)

75. In which trimester did you first receive prenatal care?

H09062

See Notes 19A, 19B and 21

- 4 ☐ First trimester (up to 12 weeks after 1st day of last period)
3 ☐ Second trimester (13th through 27th week)
2 ☐ Third trimester (28th week until delivery)
1 ☐ Did not receive prenatal care

ABOUT YOU

76. In general, how would you rate your overall health now?

H09063

- 5 ☐ Excellent
4 ☐ Very good
3 ☐ Good
2 ☐ Fair
1 ☐ Poor

77. Are you limited in any way in any activities because of any impairment or health problem?

H09064

- 1 ☐ Yes
2 ☐ No

78. How tall are you without your shoes on? Please give your answer in feet and inches.

H09069F, H09069I

Example:

Height	
Feet	Inches
5	6
<input type="checkbox"/> 1	<input type="checkbox"/> 0
<input type="checkbox"/> 2	<input type="checkbox"/> 1
<input type="checkbox"/> 3	<input type="checkbox"/> 2
<input type="checkbox"/> 4	<input type="checkbox"/> 3
<input checked="" type="checkbox"/> 5	<input type="checkbox"/> 4
<input type="checkbox"/> 6	<input type="checkbox"/> 5
<input type="checkbox"/> 7	<input checked="" type="checkbox"/> 6
	<input type="checkbox"/> 7
	<input type="checkbox"/> 8
	<input type="checkbox"/> 9
	<input type="checkbox"/> 10
	<input type="checkbox"/> 11

Height	
Feet	Inches
<input type="checkbox"/> 1	<input type="checkbox"/> 0
<input type="checkbox"/> 2	<input type="checkbox"/> 1
<input type="checkbox"/> 3	<input type="checkbox"/> 2
<input type="checkbox"/> 4	<input type="checkbox"/> 3
<input type="checkbox"/> 5	<input type="checkbox"/> 4
<input type="checkbox"/> 6	<input type="checkbox"/> 5
<input type="checkbox"/> 7	<input type="checkbox"/> 6
	<input type="checkbox"/> 7
	<input type="checkbox"/> 8
	<input type="checkbox"/> 9
	<input type="checkbox"/> 10
	<input type="checkbox"/> 11

79. How much do you weigh without your shoes on? Please give your answer in pounds. H09070

Example:

Weight		
Pounds		
1	6	0
<input type="checkbox"/> 0	<input type="checkbox"/> 0	<input checked="" type="checkbox"/> 0
<input checked="" type="checkbox"/> 1	<input type="checkbox"/> 1	<input type="checkbox"/> 1
<input type="checkbox"/> 2	<input type="checkbox"/> 2	<input type="checkbox"/> 2
<input type="checkbox"/> 3	<input type="checkbox"/> 3	<input type="checkbox"/> 3
	<input type="checkbox"/> 4	<input type="checkbox"/> 4
	<input type="checkbox"/> 5	<input type="checkbox"/> 5
	<input checked="" type="checkbox"/> 6	<input type="checkbox"/> 6
	<input type="checkbox"/> 7	<input type="checkbox"/> 7
	<input type="checkbox"/> 8	<input type="checkbox"/> 8
	<input type="checkbox"/> 9	<input type="checkbox"/> 9

Weight		
Pounds		
<input type="checkbox"/> 0	<input type="checkbox"/> 0	<input type="checkbox"/> 0
<input type="checkbox"/> 1	<input type="checkbox"/> 1	<input type="checkbox"/> 1
<input type="checkbox"/> 2	<input type="checkbox"/> 2	<input type="checkbox"/> 2
<input type="checkbox"/> 3	<input type="checkbox"/> 3	<input type="checkbox"/> 3
	<input type="checkbox"/> 4	<input type="checkbox"/> 4
	<input type="checkbox"/> 5	<input type="checkbox"/> 5
	<input type="checkbox"/> 6	<input type="checkbox"/> 6
	<input type="checkbox"/> 7	<input type="checkbox"/> 7
	<input type="checkbox"/> 8	<input type="checkbox"/> 8
	<input type="checkbox"/> 9	<input type="checkbox"/> 9

80. What is the highest grade or level of school that you have completed? SREDA

- 1 ☐ 8th grade or less
- 2 ☐ Some high school, but did not graduate
- 3 ☐ High school graduate or GED
- 4 ☐ Some college or 2-year degree
- 5 ☐ 4-year college graduate
- 6 ☐ More than 4-year college degree

81. Are you of Hispanic or Latino origin or descent?

H090071, H09071A-H09071E

(Mark "NO" if not Spanish/Hispanic/Latino.)

See Note 24

- A ☐ No, not Spanish, Hispanic, or Latino
- B ☐ Yes, Mexican, Mexican American, Chicano
- C ☐ Yes, Puerto Rican
- D ☐ Yes, Cuban
- E ☐ Yes, other Spanish, Hispanic, or Latino

82. What is your race?

(Mark ONE OR MORE races to indicate what you consider yourself to be.)

SRRACEA-SRRACEE

- A ☐ White
- B ☐ Black or African American
- C ☐ American Indian or Alaska Native
- D ☐ Asian (e.g., Asian Indian, Chinese, Filipino, Japanese, Korean, Vietnamese)
- E ☐ Native Hawaiian or other Pacific Islander (e.g., Samoan, Guamanian, or Chamorro)

83. What is your age now?

SRAGE

- 1 ☐ 18 to 24
- 2 ☐ 25 to 34
- 3 ☐ 35 to 44
- 4 ☐ 45 to 54
- 5 ☐ 55 to 64
- 6 ☐ 65 to 74
- 7 ☐ 75 or older

84. Currently, are you covered by Medicare Part A? Medicare is the federal health insurance program for people aged 65 or older and for certain persons with disabilities. Medicare Part A helps pay for inpatient hospital care. H09072

- 1 ☐ Yes, I am now covered by Medicare Part A
- 2 ☐ No, I am not covered by Medicare Part A

85. Currently, are you covered by Medicare Part B? Medicare is the federal health insurance program for people aged 65 or older and for certain persons with disabilities. Medicare Part B helps pay for doctor's services, outpatient hospital services, and certain other services. H09073

- 1 ☐ Yes, I am now covered by Medicare Part B
- 2 ☐ No, I am not covered by Medicare Part B

86. Currently, are you covered by Medicare supplemental insurance? Medicare supplemental insurance, also called Medigap or MediSup, is usually obtained from private insurance companies and covers some of the costs not paid for by Medicare. H09074

- 1 ☐ Yes, I am now covered by Medicare supplemental insurance
- 2 ☐ No, I am not covered by Medicare supplemental insurance

87. If you were free to choose between civilian and military facilities for all of your health care, which would you prefer? Would you say ... S09N11

- 1 ☐ All care from military facilities
- 2 ☐ All care from civilian facilities
- 3 ☐ Some care from both military and civilian facilities
- 4 ☐ Or, no preference

THANK YOU FOR TAKING THE TIME TO COMPLETE THE SURVEY! Your generous contribution will greatly aid efforts to improve the health of our military community.

Return your survey in the postage-paid envelope. If the envelope is missing, please send to:

Office of the Assistant Secretary of Defense (HA)
TMA/HPAE
c/o Synovate Survey Processing Center
PO Box 5030
Chicago, IL 60680-4138

Questions about the survey?

Email: survey-dodq2@synovate.net

Toll-free phone (in the US, Puerto Rico and Canada):

1-877-236-2390, available 24 hours a day

Toll-free fax (in the US and Canada): 1-800-409-7681

International Toll-Free numbers:

Germany: 0 800 182 1532

Great Britain: 008 234 7139

Japan: 0053 11 30 814

South Korea: 003 0813 1286

Mexico: 001 877 238 5171

Philippines: 1 800 1116 2366

When calling or writing, please provide your name, address, and the 8-digit number above your address on the envelope.

Questions about your TRICARE coverage?

For additional information on TRICARE, or if you are not sure about your benefits, or if you don't have a primary care manager; contact the TRICARE Service Center in your region:

North: 1-877-874-2273

South: 1-800-444-5445

West: 1-888-874-9378

Outside the US: 1-888-777-8343

The website is:

www.tricare.osd.mil/tricarecenters

Veterans: Contact the US Department of Veterans Affairs at **1-877-222-VETS**; or go to www.va.gov

APPENDIX B

SURVEY FIELDING LETTERS – QUARTERS I-IV

PAGE IS INTENTIONALLY LEFT BLANK TO ALLOW FOR DOUBLE-SIDED COPYING

Sample Notification Letter, Quarter I

September 5, 2008

12345678 6P92 9100 501
SSGT DAVE BRYANT
222 S. RIVERSIDE DRIVE
CHICAGO, IL 60606-5809

Dear SSGT DAVE BRYANT:

We need your help! The Department of Defense needs your help in completing the *October 2008 Health Care Survey of Department of Defense Beneficiaries*. Our mission is to provide beneficiaries with the highest quality health care that we can. To accomplish this, we need to know what we are doing right and what needs improvement. We depend on you to keep us informed. By sharing your thoughts and feelings about your health care experiences, you can help us make our health services better for all beneficiaries and their families.

This survey asks about your experience and satisfaction with the health care services you have received in the past 12 months. You are one of a few military beneficiaries who have been selected for this study. **Your responses are important to us even if you do not receive your health care through the military.**

The survey will be mailed to you within a month. However, you may complete it now on our web site using the following address and password.

www.synovate.net/octobersurvey#
Password: 999999

If you have questions about the survey, want to inquire about its legitimacy, need the survey sent to your new address or do not wish to participate, please contact the Survey Processing Center. You can reach them by email at survey-dodq2@synovate.net; by calling 1-877-236-2390; or sending a fax to 1-800-409-7681. Please don't forget to include the 8-digit number above your name on this letter in all communication.

For more information about the Health Care Survey of Department of Defense Beneficiaries or to see the results, go to the TRICARE Web site at www.tricare.mil/survey/hcsurvey. Thank you for your time and assistance in this very important effort.

Sincerely,

Thomas V. Williams, Ph.D.
Director, Health Program Analysis and Evaluation Directorate
Office of the Assistant Secretary of Defense (Health Affairs)/TRICARE Management Activity

Sample Notification Letter, Quarter II

December 1, 2008

12345678 5V73 9200 201
SSGT DAVE BRYANT
222 S. RIVERSIDE DRIVE
CHICAGO, IL 60606-5809

Dear SSGT DAVE BRYANT:

We need your help! The Department of Defense needs your help in completing the *January 2009 Health Care Survey of Department of Defense Beneficiaries*. Our mission is to provide beneficiaries with the highest quality health care that we can. To accomplish this, we need to know what we are doing right and what needs improvement. We depend on you to keep us informed. By sharing your thoughts and feelings about your health care experiences, you can help us make health care better for all beneficiaries and their families.

This survey asks about your experience and satisfaction with the health care services you have received in the past 12 months. You are one of a few military beneficiaries who have been selected for this study. **Your responses are important to us even if you do not receive your health care through the military.**

The survey will be mailed to you within a month. However, you may complete it now on our Web site using the following address and password.

www.synovate.net/januarysurvey#
Password: 999999

Please note, if you type or copy the address in a search engine like Google or Yahoo, you will not reach the survey. You must type or copy the address exactly as it appears in the address bar of your web browser.

If you have questions about the survey, want to inquire about its legitimacy, need the survey sent to your new address or do not wish to participate, please contact the Survey Processing Center. You can reach them by email at survey-dodq2@synovate.net; by calling 1-877-236-2390; or sending a fax to 1-800-409-7681. Please don't forget to include the 8-digit number above your name on this letter in all communication.

For more information about the Health Care Survey of Department of Defense Beneficiaries or to see the results, go to the TRICARE Web site at www.tricare.mil/survey/hcsurvey. Thank you for your time and assistance in this very important effort.

Sincerely,

Thomas V. Williams, Ph.D.
Director, Health Program Analysis and Evaluation Directorate
Office of the Assistant Secretary of Defense (Health Affairs)/TRICARE Management Activity

Sample Notification Letter, Quarter III

March 5, 2009

12345678 5V73 9300 301
SSGT DAVE BRYANT
222 S. RIVERSIDE DRIVE
CHICAGO, IL 60606-5809

Dear SSGT DAVE BRYANT:

We need your help! The Department of Defense needs your help in completing the *April 2009 Health Care Survey of Department of Defense Beneficiaries*. Our mission is to provide beneficiaries with the highest quality health care that we can. To accomplish this, we need to know what we are doing right and what needs improvement. We depend on you to keep us informed. By sharing your thoughts and feelings about your health care experiences, you can help us make health care better for all beneficiaries and their families.

This survey asks about your experience and satisfaction with the health care services you have received in the past 12 months. You are one of a few military beneficiaries who have been selected for this study. **Your responses are important to us even if you do not receive your health care through the military.**

The survey will be mailed to you within a month. However, you may complete it now on our Web site using the following address and password.

www.synovate.net/aprilsurvey09
Password: 999999

Please note, if you type or copy the address in a search engine like Google or Yahoo, you will not reach the survey. You must type or copy the address exactly as it appears in the address bar of your web browser.

If you have questions about the survey, want to inquire about its legitimacy, need the survey sent to your new address or do not wish to participate, please contact the Survey Processing Center. You can reach them by email at survey-dodq2@synovate.net; by calling 1-877-236-2390; or sending a fax to 1-800-409-7681. Please reference 12345678 in all communication.

For more information about the Health Care Survey of Department of Defense Beneficiaries or to see the results, go to the TRICARE Web site at www.tricare.mil/survey/hcsurvey. Thank you for your time and assistance in this very important effort.

Sincerely,

Thomas V. Williams, Ph.D.
Director, Health Program Analysis and Evaluation Directorate
Office of the Assistant Secretary of Defense (Health Affairs)/TRICARE Management Activity

Sample Notification Letter, Quarter IV

June 1, 2009

12345678 5V73 9400 401
SSGT DAVE BRYANT
222 S. RIVERSIDE DRIVE
CHICAGO, IL 60606-5809

Dear SSGT DAVE BRYANT:

We need your help! The Department of Defense needs your help in completing the *July 2009 Health Care Survey of Department of Defense Beneficiaries*. Our mission is to provide beneficiaries with the highest quality health care that we can. To accomplish this, we need to know what we are doing right and what needs improvement. We depend on you to keep us informed. By sharing your thoughts and feelings about your health care experiences, you can help us make health care better for all beneficiaries and their families.

This survey asks about your experience and satisfaction with the health care services you have received in the past 12 months. You are one of a few military beneficiaries who have been selected for this study. **Your responses are important to us even if you do not receive your health care through the military.**

The survey will be mailed to you within a month. However, you may complete it now on our web site using the following address and password.

www.synovate.net/julysurvey09
Password: 9999999

If your installation's server blocks the survey site, you can complete the survey online using a civilian internet source.

If you have questions about the survey, want to inquire about its legitimacy, need the survey sent to your new address or do not wish to participate, please contact the Survey Processing Center. You can reach them by email at survey-dodq2@synovate.net; by calling 1-877-236-2390; or sending a fax to 1-800-409-7681. Please reference your ID number, 12345678, in all communication.

For more information about the Health Care Survey of Department of Defense Beneficiaries or to see the results, go to the TRICARE web site at www.tricare.mil/survey/hcsurvey. Thank you for your time and assistance in this very important effort.

Sincerely,

Thomas V. Williams, Ph.D.
Director, Health Program Analysis and Evaluation Directorate
Office of the Assistant Secretary of Defense (Health Affairs)/TRICARE Management Activity

Sample First Survey Cover Letter, Quarter I

October 1, 2008

12345678 6P92 9101 501
SSGT DAVE BRYANT
222 S. RIVERSIDE DRIVE
CHICAGO, IL 60606-5809

Dear SSGT DAVE BRYANT:

We need your help in completing the *October 2008 Health Care Survey of Department of Defense Beneficiaries*. If you have already completed this survey, we thank you and please disregard this letter.

Our mission is to provide beneficiaries with the highest quality health care that we can. To accomplish this, we need your feedback. We depend on you to keep us informed. By sharing your opinions, you will help us identify what we are doing right and what needs improvement.

This survey asks about your experience with the health care services you have received in the past 12 months. **Your responses are important to us even if you received care at a non-military facility or through your own insurance plan.** If you prefer, you may also complete the survey online by using the following address and password:

www.synovate.net/octobersurvey#
Password: 999999

Please note, if you type the address in a search engine like Google or Yahoo, you will not reach the survey. You must type or copy the address exactly as it appears in the address bar of your web browser.

If you have questions about the survey, want to inquire about its legitimacy, need the survey sent to your new address or do not wish to participate, please contact the Survey Processing Center. You can reach them by email at survey-dodq2@synovate.net; by calling 1-877-236-2390; or sending a fax to 1-800-409-7681. Please don't forget to include the 8-digit number above your name on this letter in all communication.

Thank you for your time and support in this very important effort. For more information about the Health Care Survey of Department of Defense Beneficiaries or to see the results, go to the TRICARE Web site at www.tricare.mil/survey/hcsurvey.

Sincerely,

Thomas V. Williams, Ph.D.
Director, Health Program Analysis and Evaluation Directorate
Office of the Assistant Secretary of Defense (Health Affairs)/TRICARE Management Activity

Sample First Survey Cover Letter, Quarter II

January 2, 2009

12345678 6P92 8201 101
SSGT DAVE BRYANT
222 S. RIVERSIDE DRIVE
CHICAGO, IL 60606-5809

Dear SSGT DAVE BRYANT:

We need your help! The Department of Defense is requesting your help in completing the enclosed *January 2009 Health Care Survey of Department of Defense Beneficiaries* which is used to understand and improve your health care experiences. This survey includes questions about the health care services you may have received in the past 12 months. **Even if you did not receive any of your health care from a military facility, we still ask that you complete the survey.** Your views are important to us and your opinions count.

You are among a few randomly selected to receive this survey. By completing the survey, you will provide important information that will help us improve the health care services for our entire military community. Please take advantage of this opportunity to share your opinions by participating in the survey. The survey is included and you can also take the survey at the Web site below. **Even if you did not receive any of your health care from a military facility, we still ask that you complete the survey.** This information you give is vital in the development of programs to improve the health care services for the entire DoD community. While your participation is desired, it is entirely voluntary.

I urge you to share your perspective on these important issues. This is your opportunity to impact directly the formulation of government health care policies. I assure you that your responses will be kept confidential. No information about you as an individual will ever be released.

Please take the time today to either complete and return the enclosed survey or access the Web survey by going to this Web site:

<http://www.synovate.net/hcsdb208>

At the Web site, you will be asked to enter your **Password: 999999**

If your address on this letter is incorrect, if you cannot access the Web site, or if you have questions pertaining to the survey, please contact the Survey Processing Center. You can reach them by email at survey-dodq2@synovate.net; by calling 1-877-236-2390; or sending a fax to 1-800-409-7681. If you do not wish to participate or to receive reminders about this survey, you may remove yourself from the mailing list by contacting the Survey Processing Center. Be sure to include the 8-digit number above your address on this letter in all communications.

Thank you for your time and assistance in this very important effort. For more information about the Health Care Survey of Department of Defense Beneficiaries, please go to the TRICARE Web site at <http://www.tricare.osd.mil>.

Sincerely,

Michael R. Peterson, DVM, MPH, DrPH
Director TRICARE Management Activity/Health Program Analysis and Evaluation Directorate

Sample First Survey Cover Letter, Quarter III

April 1, 2009

12345678 5V73 9301 301
SSGT DAVE BRYANT
222 S. RIVERSIDE DRIVE
CHICAGO, IL 60606-5809

Dear SSGT DAVE BRYANT:

We need your help in completing the *April 2009 Health Care Survey of Department of Defense Beneficiaries*. If you have already completed this survey online, we thank you and please disregard this letter.

Our mission is to provide beneficiaries with the highest quality health care that we can. To accomplish this, we need your feedback. We depend on you to keep us informed. By sharing your opinions, you will help us identify what we are doing right and what needs improvement.

This survey asks about your experience with the health care services you have received in the past 12 months. **Your responses are important to us even if you received care at a non-military facility or through your own insurance plan.** If you prefer, you may also complete the survey online by using the following address and password:

www.synovate.net/aprilsurvey09
Password: 999999

If your installation's server blocks the survey site, you can complete the survey online using a civilian internet source.

If you have questions about the survey, want to inquire about its legitimacy, need the survey sent to your new address or do not wish to participate, please contact the Survey Processing Center. You can reach them by email at survey-dodq2@synovate.net; by calling 1-877-236-2390; or sending a fax to 1-800-409-7681. Please reference your ID number, 12345678, in all communication

Thank you for your time and support in this very important effort. For more information about the Health Care Survey of Department of Defense Beneficiaries or to see the results, go to the TRICARE Web site at www.tricare.mil/survey/hcsurvey.

Sincerely,

Thomas V. Williams, Ph.D.
Director, Health Program Analysis and Evaluation Directorate
Office of the Assistant Secretary of Defense (Health Affairs)/TRICARE Management Activity

Sample First Survey Cover Letter, Quarter IV

July 1, 2009

12345678 5V73 9401 401
SSGT DAVE BRYANT
222 S. RIVERSIDE DRIVE
CHICAGO, IL 60606-5809

Dear SSGT DAVE BRYANT:

We need your help. Please fill out the enclosed *July 2009 Health Care Survey of Department of Defense Beneficiaries* that asks about the health care you received in the last 12 months. By completing this survey, you will provide the information we need to improve the health care services for our entire military community. This survey includes questions about the health care services you may have received in the past 12 months. *Even if you did not receive any of your health care from a military facility, we still ask that you complete the survey.* Your views are important to us and your opinions count. We hope you will take the time to answer these questions. Most people find it takes only 20 minutes to answer these questions.

If you have already completed this survey online, we thank you and please disregard this letter.

You have been chosen as part of a scientific sample of military beneficiaries. To get accurate results, we need to get answers from you and other people we ask to take part in this survey. Of course, what you have to say is private. Your answers will be part of a pool of information from others like you. What you write will be used only by this study. You may choose to fill out this survey or not. If you choose not to, this will not affect the benefits you get.

For your convenience, you can also complete the survey online by using the link and password below. If your installation's server blocks the survey site, you can complete the survey online using a civilian internet source.

www.synovate.net/julysurvey09
Password: 9999999

If you have questions about the survey, want to inquire about its legitimacy, need the survey sent to your new address or do not wish to participate, please contact the Survey Processing Center. You can reach them by email at survey-dodq2@synovate.net; by calling 1-877-236-2390; or sending a fax to 1-800-409-7681. Please reference your ID number, 12345678, in all communication.

Thank you for your time and support in this very important effort. For more information about the Health Care Survey of Department of Defense Beneficiaries or to see the results, go to the TRICARE Web site at www.tricare.mil/survey/hcsurvey.

Sincerely,

Thomas V. Williams, Ph.D.
Director, Health Program Analysis and Evaluation Directorate
Office of the Assistant Secretary of Defense (Health Affairs)/TRICARE Management Activity

Sample Reminder/Thank You Postcard, Quarter I

OFFICE OF THE ASSISTANT SECRETARY OF DEFENSE
HEALTH AFFAIRS/TRICARE MANAGEMENT ACTIVITY
SURVEY PROCESSING CENTER
C/O SYNOVATE
PO BOX 5030
CHICAGO, IL 60680

87654321 6P92 9119 501
SSGT DAVE BRYANT
222 S. RIVERSIDE DR.
APARTMENT 5
WHEATON, IL 60187

WE NEED YOUR HELP!

HELLO!

6P92-05

Recently we sent you the *October 2008 Health Care Survey of Department of Defense Beneficiaries*. If you already filled it out and returned it, please accept our thanks. If you have not returned a completed survey, please do so now.

We rely on your feedback. Participating in this survey is your opportunity to share your positive experience with the current military health care system or suggest ways to make it better. You are one of a few beneficiaries selected to participate in this study, so please know that your responses will help improve the health care services for the entire military community in addition to your own.

Your responses are important to us even if you received care at a non-military facility or through your own insurance plan.

If you would rather complete the survey online, you may use the web site address and password below. Please note, if you type the address in a search engine like Google or Yahoo, you will not reach the survey. You must type or copy the address exactly as it appears in the address bar of your web browser.

Website: www.synovate.net/octobersurvey#
Your password: 123456

If you did not receive the survey or want to inquire about its legitimacy, please call toll free 1-877-236-2390 (within the U.S.) or email us at survey-dodq2@synovate.net. Please don't forget to include the 8-digit number above your name on this letter in all communication.

THANK YOU!

Thomas V. Williams, Ph.D.
Director, Health Program Analysis and Evaluation Directorate
Office of the Assistant Secretary of Defense (Health Affairs)/TRICARE Management Activity

Sample Reminder/Thank You Postcard, Quarter II

OFFICE OF THE ASSISTANT SECRETARY OF DEFENSE
HEALTH AFFAIRS/TRICARE MANAGEMENT ACTIVITY
SURVEY PROCESSING CENTER
C/O SYNOVATE
PO BOX 5030
CHICAGO, IL 60680

87654321 5V73 9219 201
SSGT DAVE BRYANT
222 S. RIVERSIDE DR.
APARTMENT 5
WHEATON, IL 60187

WE NEED YOUR HELP!

HELLO!

5V73-03

Recently, we sent you the *January 2009 Health Care Survey of Department of Defense Beneficiaries*. If you already filled it out and returned it, please accept our thanks. If you have not returned a completed survey, please do so now.

We rely on your feedback. Participating in this survey is your opportunity to share your positive experience with the current military health care system or suggest ways to make it better. You are one of a few beneficiaries selected to participate in this study, so your responses will help improve the health care services for the entire military community in addition to your own.

Your responses are valuable to us even if you received care at a non-military facility or through your own insurance plan.

If you would rather complete the survey online, you may use the web site address and password below. Please note, if you type the address in a search engine like Google or Yahoo, you will not reach the survey. You must type or copy the address exactly as it appears in the address bar of your web browser.

Website: www.synovate.net/januarysurvey#

Your password: 123456

If you did not receive the survey or want to inquire about its legitimacy, please call toll free 1-877-236-2390 (within the U.S.) or email us at survey-dodq2@synovate.net. Please include the numbers above your name if you contact us.

THANK YOU!

Thomas V. Williams, Ph.D.
Director, Health Program Analysis and Evaluation Directorate
Office of the Assistant Secretary of Defense (Health Affairs)/TRICARE Management Activity

Sample Reminder/Thank You Postcard, Quarter III

OFFICE OF THE ASSISTANT SECRETARY OF DEFENSE
HEALTH AFFAIRS/TRICARE MANAGEMENT ACTIVITY
SURVEY PROCESSING CENTER
C/O SYNOVATE
PO BOX 5030
CHICAGO, IL 60680

12345678 5V73 9301 301
SSGT DAVE BRYANT
222 S. RIVERSIDE DR.
APARTMENT 5
WHEATON, IL 60187

WE NEED YOUR HELP!

HELLO!
5V73-30

Recently, we sent you the *April 2009 Health Care Survey of Department of Defense Beneficiaries*. If you already filled it out and returned it, please accept our thanks. If you have not returned a completed survey, please do so now.

We rely on your feedback. Participating in this survey is your opportunity to share your positive experience with the current military health care system or suggest ways to make it better. You are one of a few beneficiaries selected to participate in this study, so your responses will help improve the health care services for the entire military community in addition to your own.

Your responses are valuable to us even if you received care at a non-military facility or through your own insurance plan.

If you would rather complete the survey online, you may use the web site address and password below. If your installation's server blocks the survey site, you can complete the survey online using a civilian internet source.

Website: www.synovate.net/aprilsurvey09
Your password: 123456

If you did not receive the survey or want to inquire about its legitimacy, please call toll free 1-877-236-2390 (within the U.S.) or email us at survey-dodq2@synovate.net. Please reference your ID number, 12345678, in all communication.

THANK YOU!

Sample Reminder/Thank You Postcard, Quarter IV

OFFICE OF THE ASSISTANT SECRETARY OF DEFENSE
HEALTH AFFAIRS/TRICARE MANAGEMENT ACTIVITY
SURVEY PROCESSING CENTER
C/O SYNOVATE
PO BOX 5030
CHICAGO, IL 60680

12345678 5V73 9301 301
SSGT DAVE BRYANT
222 S. RIVERSIDE DR.
APARTMENT 5
WHEATON, IL 60187

WE NEED YOUR HELP!

HELLO!

5V73-40

Recently, we sent you the *July 2009 Health Care Survey of Department of Defense Beneficiaries*. If you already filled it out and returned it, please accept our thanks. If you have not returned a completed survey, please do so now.

We share a common goal: a great military health care system. By completing this survey, you will provide the information we need to improve the health care services for our entire military community. This survey includes questions about the health care services you may have received in the past 12 months. *Even if you did not receive any of your health care from a military facility, we still ask that you complete the survey.* Your views are important to us and your opinions count. We hope you will take the time to answer these questions. Most people find it takes only 20 minutes to answer these questions.

For your convenience, you can also complete the survey online by using the link and password below. If your installation's server blocks the survey site, you can complete the survey online using a civilian internet source.

Website: www.synovate.net/julysurvey09
Your password: 7654321

If you did not receive the survey or want to inquire about its legitimacy, please call toll free 1-877-236-2390 (within the U.S.) or email us at survey-dodq2@synovate.net. Please reference your ID number, 12345678, in all communication.

THANK YOU!

Thomas V. Williams, Ph.D.
Director, Health Program Analysis and Evaluation Directorate
Office of the Assistant Secretary of Defense (Health Affairs)/TRICARE Management Activity

Sample Second Survey Cover Letter, Quarter I

November 5, 2008

12345678 6P92 9112 501
SSGT DAVE BRYANT
222 S. RIVERSIDE DRIVE
CHICAGO, IL 60606-5809

Dear SSGT DAVE BRYANT:

We still need your help! Recently, we mailed you the *October 2008 Health Care Survey of DoD Beneficiaries*. We did not hear back from you, so we are sending you another copy. [If you have already submitted your survey – please accept our gratitude.](#)

We share a common goal: a great military health care system. We need to hear about your opinions and experiences with the current military health care system, so we can work to improve it. This is your chance and duty to help make the military health care system better for yourself and all other military families. So, please take the time today to complete this survey and mail it back to us.

For your convenience, you can also complete the survey online by using the link and password below. Please note, if you type the address in a search engine like Google or Yahoo, you will not reach the survey. You must type or copy the address exactly as it appears in the address bar of your web browser.

www.synovate.net/octobersurvey#
Password: 999999

If you have questions about the survey, want to inquire about its legitimacy, need another survey sent to your new address or do not wish to participate, please contact the Survey Processing Center. You can reach them by email at survey-dodq2@synovate.net; by calling 1-877-236-2390; or by sending a fax to 1-800-409-7681. Please don't forget to include the 8-digit number above your name on this letter in all communication.

Thank you for your time and support in this very important effort. For more information about the Health Care Survey of Department of Defense Beneficiaries or to see the results, go to the TRICARE Web site at www.tricare.mil/survey/hcsurvey.

Sincerely,

Thomas V. Williams, Ph.D.
Director, Health Program Analysis and Evaluation Directorate
Office of the Assistant Secretary of Defense (Health Affairs)/TRICARE Management Activity

Sample Second Survey Cover Letter, Quarter II

February 11, 2009

12345678 5V73 9212 201
SSGT DAVE BRYANT
222 S. RIVERSIDE DRIVE
CHICAGO, IL 60606-5809

Dear SSGT DAVE BRYANT:

We still need your help! Recently, we mailed you the *January 2009 Health Care Survey of DoD Beneficiaries*. We did not hear back from you, so we are sending you another copy. [If you have already submitted your survey – please accept our gratitude.](#)

We share a common goal: a great military health care system. We need to hear about your opinions and experiences with the current military health care system, so we can work to improve it. This is your chance and duty to help make the military health care system better for yourself and all other military families. So, please take the time today to complete this survey and mail it back to us.

For your convenience, you can also complete the survey online by using the link and password below. Please note, if you type the address in a search engine like Google or Yahoo, you will not reach the survey. You must type or copy the address exactly as it appears in the address bar of your web browser.

www.synovate.net/januarysurvey#
Password: 999999

If you have questions about the survey, want to inquire about its legitimacy, need another survey sent to your new address or do not wish to participate, please contact the Survey Processing Center. You can reach them by email at survey-dodq2@synovate.net; by calling 1-877-236-2390; or by sending a fax to 1-800-409-7681. Please don't forget to include the 8-digit number above your name on this letter in all communication.

Thank you for your time and support in this very important effort. For more information about the Health Care Survey of Department of Defense Beneficiaries or to see the results, go to the TRICARE Web site at www.tricare.mil/survey/hcsurvey.

Sincerely,

Thomas V. Williams, Ph.D.
Director, Health Program Analysis and Evaluation Directorate
Office of the Assistant Secretary of Defense (Health Affairs)/TRICARE Management Activity

Sample Second Survey Cover Letter, Quarter III

May 1, 2009

12345678 5V73 9302 301
DAVE BRYANT
222 S. RIVERSIDE DRIVE
CHICAGO, IL 60606-5809

Dear SSGT DAVE BRYANT:

We still need your help! Recently, we mailed you the April 2009 Health Care Survey of DoD Beneficiaries. We did not hear back from you, so we are sending you another copy. If you have already submitted your survey – please accept our gratitude.

We share a common goal: a great military health care system. By completing this survey, you will provide the information we need to improve the health care services for our entire military community. This survey includes questions about the health care services you may have received in the past 12 months. Even if you did not receive any of your health care from a military facility, we still ask that you complete the survey. Your views are important to us and your opinions count. We hope you will take the time to answer these questions. Most people find it takes only 20 minutes to answer these questions.

So, please take the time today to complete this survey and mail it back to us. Of course, what you have to say is private. Your answers will be part of a pool of information from others like you. What you write will be used only by this study. You may choose to fill out this survey or not. If you choose not to, this will not affect the benefits you get.

For your convenience, you can also complete the survey online by using the link and password below. If your installation's server blocks the survey site, you can complete the survey online using a civilian internet source.

www.synovate.net/aprilsurvey09

Password: 999999

If you have questions about the survey, want to inquire about its legitimacy, need another survey sent to your new address or do not wish to participate, please contact the Survey Processing Center. You can reach them by email at survey-dodq2@synovate.net; by calling 1-877-236-2390; or by sending a fax to 1-800-409-7681. Please reference your ID number, 12345678, in all communication

Thank you for your time and support in this very important effort. For more information about the Health Care Survey of Department of Defense Beneficiaries or to see the results, go to the TRICARE Web site at www.tricare.mil/survey/hcsurvey.

Sincerely,

Thomas V. Williams, Ph.D.
Director, Health Program Analysis and Evaluation Directorate
Office of the Assistant Secretary of Defense (Health Affairs)/TRICARE Management Activity

Sample Second Survey Cover Letter, Quarter IV

August 3, 2009

12345678 5V73 9402 401
SSGT DAVE BRYANT
222 S. RIVERSIDE DRIVE
CHICAGO, IL 60606-5809

Dear SSGT DAVE BRYANT:

We still need your help! Recently, we mailed you the *July 2009 Health Care Survey of DoD Beneficiaries*. We did not hear back from you, so we are sending you another copy. [If you have already submitted your survey – please accept our gratitude.](#)

We share a common goal: a great military health care system. By completing this survey, you will provide the information we need to improve the health care services for our entire military community. This survey includes questions about the health care services you may have received in the past 12 months. [Even if you did not receive any of your health care from a military facility, we still ask that you complete the survey.](#) Your views are important to us and your opinions count. We hope you will take the time to answer these questions. Most people find it takes only 20 minutes to answer these questions.

So, please take the time today to complete this survey and mail it back to us. Of course, what you have to say is private. Your answers will be part of a pool of information from others like you. What you write will be used only by this study. You may choose to fill out this survey or not. If you choose not to, this will not affect the benefits you get.

For your convenience, you can also complete the survey online by using the link and password below. If your installation's server blocks the survey site, you can complete the survey online using a civilian internet source.

www.synovate.net/julysurvey09
Password: 7654321

If you have questions about the survey, need another survey sent to your new address or do not wish to participate, please contact the Survey Processing Center. You can reach them by email at survey-dodq2@synovate.net; by calling 1-877-236-2390; or by sending a fax to 1-800-409-7681. Please reference your ID number, 12345678, in all communication

For information about the legitimacy of the survey, please go to the TRICARE Web site at www.tricare.mil/hpae/home and click of the List of Approved Surveys List. The DoD Report Control Symbol for this survey is RCS# DD-HA(A) 1942 . Thank you for your time and assistance in this very important effort.

Sincerely,

Thomas V. Williams, Ph.D.
Director, Health Program Analysis and Evaluation Directorate
Office of the Assistant Secretary of Defense (Health Affairs)/TRICARE Management Activity

APPENDIX C – QUARTERS I-IV

**CROSSWALK BETWEEN 1997, 1998,
1999, 2000, 2002, 2003, 2004, 2005, 2006, 2007, 2008 AND 2009 QUESTIONS FOR
ADULT HCSDB –VERSION 4**

PAGE IS INTENTIONALLY LEFT BLANK TO ALLOW FOR DOUBLE-SIDED COPYING

CROSSWALK BETWEEN 1997, 1998, 1999, 2000, 2002, 2003, 2004, 2005, 2006, 2007, 2008 AND 2009 ADULT SURVEY QUESTIONS

FY 2009 Adult Survey						Related Questions in Earlier Surveys											Comments
	Qtr 4 V4	Qtr 3 V4	Qtr 2 V4	Qtr 1 V4		2008	2007	2006	2005	2004	2003	2002	2000	1999	1998	1997	
Variable Name	Question Number	Question Number	Question Number	Question Number	Identical to 2008	Variable Name								Question Number			
H09001	Q.01	Q.01	Q.01	Q.01		H08001	H07001 ^J	H06001 ^I	H05001 ^H	H04001 ^G	H03001 ^F	H02001 ^E	H00000 ^D	01			
H09002A - H09002R	Q.02	Q.02	Q.02	Q.02	✓	H08002A - H08002R	H07002A - H07002R	H06002A - H06002Q	H05002A - H05002P	H04002A - H04002O	H03002A - H03002O _F	H02002A - H02002O _E	H00003A -H00003L	07	45, 47	74, 75	
H09003	Q.03	Q.03	Q.03	Q.03	✓	H08006	H07006 ^J	H06006	H05006	H04006 ^G	H03006 ^F	H02006	H00001	02	50		
H09004	Q.04	Q.04	Q.04	Q.04	✓	H08007	H07007 ^J	H06007 ^I	H05007 ^H	H04007 ^G	H03007 ^F	H02007 ^E	H00002 ^D	04	43	39	
H09005	Q.15	Q.05	Q.05	Q.05	✓	H08038	H07038 ^J	H06038 ^I	H05038 ^H	H04039 ^G	H03038 ^F	H02041 ^E	H00042 ^D	37	74 ^B	31	
H09006	Q.16	Q.06	Q.06	Q.06	✓	H08018	H07018 ^J	H06018 ^I	H05018 ^H	H04019 ^G	H03022 ^F	H02025 ^E	H00023 ^D				
H09007	Q.17	Q.07	Q.07	Q.07		H08019	H07019 ^J	H06019 ^I	H05019 ^H	H04020 ^G	H03023	H02026 ^E	H00024 ^D	44			IN 2009, THE QUESTION IS ASKED DIFFERENTL Y
H09008	Q.18	Q.08	Q.08	Q.08	✓	H08020	H07020 ^J	H06020 ^I	H05020 ^H	H04021 ^G	H03024	H02027 ^E	H00025 ^D				
H09009	Q.19	Q.09	Q.09	Q.09		H08021	H07021 ^J	H06021 ^I	H05021 ^H	H04022 ^G	H03019	H02022 ^E	H00020 ^D				IN 2009, THE QUESTION IS ASKED DIFFERENTL Y
H09010	Q.20	Q.10	Q.10	Q.10		H08022	H07022 ^J	H06022 ^I	H05022 ^H	H04023 ^G	H03020	H02023 ^E	H00021 ^D	43			IN 2009, THE QUESTION IS ASKED DIFFERENTL Y
H09011	Q.21	Q.11	Q.11	Q.11	✓	H08023	H07023 ^J	H06023 ^I	H05023 ^H	H04024 ^G	H03021	H02024 ^E	H00022 ^D				
H09012	Q.22	Q.12	Q.12	Q.12	✓	H08024	H07024 ^J	H06024 ^I	H05024 ^H	H04025 ^G	H03025	H02028 ^E	H00026 ^D	38	10, 12	32	
H09013	Q.23	Q.20	Q.13	Q.13		H08025	H07025 ^J	H06025 ^I	H05025 ^H	H04026 ^G	H03026 ^F	H02029 ^E	H00027 ^D	40, 41			

^A Identical to 1998
^F Identical to 2004

^B Identical to 1999
^G Identical to 2005

^C Identical to Q1 2000
^H Identical to 2006

^D Identical to Q1 2002
^I Identical to 2007

^E Identical to 2003
^J Identical to 2008

FY 2009 Adult Survey						Related Questions in Earlier Surveys											Comments
	Qtr 4 V4	Qtr 3 V4	Qtr 2 V4	Qtr 1 V4		2008	2007	2006	2005	2004	2003	2002	2000	1999	1998	1997	
Variable Name	Question Number	Question Number	Question Number	Question Number	Identical to 2008	Variable Name								Question Number			
H09014	Q.24	Q.21	Q.14	Q.14													
H09015	Q.25	Q.22	Q.15	Q.15													
H09016	Q.26	Q.23	Q.16	Q.16													
H09017	Q.27	Q.24	Q.17	Q.17													
H09018	Q.28	Q.25	Q.18	Q.18	✓	H08037	H07037 ^J	H06037 ^I	H05037 ^H	H04038 ^G	H03036	H02039 ^E	H00037 ^D	55 ^C	96		
H09019	Q.29	Q.26	Q.19	Q.19		H08008	H07008 ^J	H06008 ^I	H05008 ^H	H04008 ^G	H03010 ^F	H02010 ^E	H00008 ^D	24 ^C	51 ^B		IN 2009, THE QUESTION IS ASKED DIFFERENTLY
H09020	Q.30	Q.27	Q.20	Q.20													
H09021	Q.31	Q.28	Q.21	Q.21		H08033	H07033 ^J	H06033 ^I	H05033 ^H	H04034 ^G	H03032 ^F	H02035 ^E	H00033 ^D	51 ^C	92	67T, 52T	IN 2009, THE QUESTION IS ASKED DIFFERENTLY
H09022	Q.32	Q.29	Q.22	Q.22		H08034	H07034 ^J	H06034 ^I	H05034 ^H	H04035 ^G	H03033 ^F	H02036 ^E	H00034 ^D	52 ^C	93	67R-S, 52R-S	IN 2009, THE QUESTION IS ASKED DIFFERENTLY
H09023	Q.33	Q.30	Q.23	Q.23		H08035	H07035 ^J	H06035 ^I	H05035 ^H	H04036 ^G	H03034 ^F	H02037 ^E	H00035 ^D	53 ^C	94		IN 2009, THE QUESTION IS ASKED DIFFERENTLY
H09024	Q.34	Q.31	Q.24	Q.24		H08036	H07036 ^J	H06036 ^I	H05036 ^H	H04037 ^G	H03035 ^F	H02038 ^E	H00036 ^D	54 ^C	95	67A, 52A, A	IN 2009, THE QUESTION IS ASKED DIFFERENTLY
H09025	Q.35	Q.32	Q.25	Q.25													

^A Identical to 1998
^F Identical to 2004

^B Identical to 1999
^G Identical to 2005

^C Identical to Q1 2000
^H Identical to 2006

^D Identical to Q1 2002
^I Identical to 2007

^E Identical to 2003
^J Identical to 2008

FY 2009 Adult Survey						Related Questions in Earlier Surveys											Comments
	Qtr 4 V4	Qtr 3 V4	Qtr 2 V4	Qtr 1 V4		2008	2007	2006	2005	2004	2003	2002	2000	1999	1998	1997	
Variable Name	Question Number	Question Number	Question Number	Question Number	Identical to 2008	Variable Name								Question Number			
H09026	Q.36	Q.33	Q.26	Q.26													
H09027	Q.37	Q.34	Q.27	Q.27		H08009	H07009 ^J	H06009 ^I	H05009 ^H	H04009 ^G	H03011	H02011 ^E	H00009 ^D	25 ^C	52		
H09028	Q.40	Q.37	Q.28	Q.28													
H09029	Q.41	Q.38	Q.29	Q.29													
H09030	Q.42	Q.39	Q.30	Q.30													
H09031	Q.43	Q.40	Q.31	Q.31	✓	H08015	H07015 ^J	H06015 ^I	H05015 ^H	H04015 ^G	H03015	H02018 ^E	H00016 ^D	30 ^C	56 ^B		
H09032	Q.48	Q.45	Q.36	Q.36													
H09033	Q.49	Q.46	Q.37	Q.37													
H09034B	Q.50	Q.47															
H09034	Q.51	Q.48	Q.38	Q.38													
H09035	Q.52	Q.49	Q.39	Q.39													
H09036	Q.53	Q.50	Q.40	Q.40													
H09037	Q.54	Q.51	Q.41	Q.41													
H09038	Q.55	Q.52	Q.42	Q.42													
H09039	Q.56	Q.53	Q.43	Q.43													
H09040	Q.57	Q.54	Q.44	Q.44													
H09041	Q.58	Q.55	Q.45	Q.45													
H09042	Q.59	Q.56	Q.46	Q.46													
H09043	Q.60	Q.57	Q.47	Q.47													
H09044	Q.61	Q.58	Q.48	Q.48	✓	H08039	H07039 ^J	H06039 ^I	H05039 ^H	H04040 ^G	H03039 ^F	H02043 ^E	H00043 ^D	57 ^C	61 ^B		
H09045	Q.62	Q.59	Q.49	Q.49		H08040											
H09046	Q.63	Q.60	Q.50	Q.50	✓	H08041	H07041 ^J	H06041 ^I	H05041 ^H	H04042 ^G	H03041 ^F	H02045 ^E	H00045 ^D	59 ^C	63		

^A Identical to 1998

^F Identical to 2004

^B Identical to 1999

^G Identical to 2005

^C Identical to Q1 2000

^H Identical to 2006

^D Identical to Q1 2002

^I Identical to 2007

^E Identical to 2003

^J Identical to 2008

FY 2009 Adult Survey						Related Questions in Earlier Surveys											Comments
	Qtr 4 V4	Qtr 3 V4	Qtr 2 V4	Qtr 1 V4		2008	2007	2006	2005	2004	2003	2002	2000	1999	1998	1997	
Variable Name	Question Number	Question Number	Question Number	Question Number	Identical to 2008	Variable Name								Question Number			
H09047	Q.64	Q.61	Q.51	Q.51	✓	H08048	H07048 ^J	H06048 ^I	H05048 ^H	H04054 ^G	H03052	H02056 ^E	H00056 ^D	71 ^C	73 ^B		
H09048	Q.65	Q.72	Q.52	Q.52	✓	H08049	H07049 ^J	H06049 ^I	H05049 ^H	H04056 ^G	H03055 ^F	H02059 ^E	H00062 ^D	09 ^C	17A ^B	12	
H09049	Q.66	Q.73	Q.53	Q.53	✓	H08050	H07050 ^J	H06050 ^I	H05050 ^H	H04057 ^G	H03056 ^F	H02060 ^E	H00063 ^D	09B	17B ^B		
H09050	Q.67	Q.74	Q.59	Q.54	✓	H08051	H07051 ^J	H06051 ^I	H05051 ^H	H04059 ^G	H03058 ^F	H02062 ^E	H00065 ^D	11 ^C	19	14	
H09051	Q.68	Q.75	Q.60	Q.55	✓	H08052	H07052 ^J	H06052 ^I	H05052 ^H	H04060 ^G	H03059 ^F	H02063 ^E	H00066 ^D	12 ^C	21 ^B	17	
H09052	Q.69	Q.76	Q.61	Q.56		H08053	H07053 ^J	H06053 ^I	H05053 ^H	H04061 ^G	H03060 ^F	H02064 ^E	H00067 ^D	13 ^C	22 ^B	18	SKIP PATTERNS ARE DIFFERENT
H09053	Q.70	Q.77	Q.62	Q.57	✓	H08055	H07055 ^J	H06055 ^I	H05055 ^H	H04063 ^G	H03062 ^F	H02066 ^E	H00069 ^D	15 ^C	24 ^B	20	
H09054	Q.71	Q.78	Q.63	Q.58	✓	H08056	H07056 ^J	H06056 ^I	H05056 ^H	H04064 ^G							
H09055	Q.72	Q.79	Q.64	Q.59	✓	H08057	H07057 ^J	H06057 ^I	H05057 ^H	H04065 ^G							
H09056	Q.75	Q.80	Q.70	Q.64	✓	H08058	H07058 ^J	H06058 ^I	H05058 ^H	H04066 ^G	H03063 ^F	H02067 ^E	H00070 ^D	16 ^C			
H09057	Q.76	Q.81	Q.71	Q.65	✓	H08059	H07059 ^J	H06059 ^I	H05059 ^H	H04068 ^G	H03065 ^F	H02069 ^E	H00072 ^D	18 ^C	28 ^B	24	
H09058	Q.77	Q.82	Q.72	Q.66	✓	H08060	H07060 ^J	H06060 ^I	H05060 ^H	H04069 ^G	H03066 ^F	H02070 ^E	H00073A _D	19A ^C	29A ^B		
H09059	Q.78	Q.83	Q.73	Q.67	✓	H08061	H07061 ^J	H06061 ^I	H05061 ^H	H04070 ^G	H03067 ^F	H02071 ^E	H00073B _D	19B	29B	26	
H09060	Q.79	Q.84	Q.74	Q.68	✓	H08063	H07063 ^J	H06063 ^I	H05063 ^H	H04072 ^G	H03069 ^F	H02073 ^E	H00075 ^D	20 ^C	30	28 ^A	
H09061	Q.80	Q.85	Q.75	Q.69	✓	H08064	H07064 ^J	H06064 ^I	H05064 ^H	H04073 ^G	H03070 ^F	H02074 ^E	H00076A _D	21A ^C			
H09062	Q.81	Q.86	Q.76	Q.70	✓	H08065	H07065 ^J	H06065 ^I	H05065 ^H	H04074 ^G	H03071 ^F	H02075 ^E	H00076B _D	21B ^C	31	29	
H09063	Q.82	Q.87	Q.77	Q.71	✓	H08066	H07066 ^J	H06066 ^I	H05066 ^H	H04075 ^G	H03072	H02076	H00077	77	105	01	
H09064	Q.83	Q.88	Q.78	Q.72	✓	H08067	H07067 ^J	H06067 ^I	H05067 ^H	H04076 ^G	H03073 ^F						
H09065	Q.84	Q.89	Q.79	Q.73													
H09066	Q.85	Q.90	Q.80	Q.74													
H09067	Q.86	Q.91	Q.81	Q.75													

^A Identical to 1998

^F Identical to 2004

^B Identical to 1999

^G Identical to 2005

^C Identical to Q1 2000

^H Identical to 2006

^D Identical to Q1 2002

^I Identical to 2007

^E Identical to 2003

^J Identical to 2008

FY 2009 Adult Survey						Related Questions in Earlier Surveys											Comments
	Qtr 4 V4	Qtr 3 V4	Qtr 2 V4	Qtr 1 V4		2008	2007	2006	2005	2004	2003	2002	2000	1999	1998	1997	
Variable Name	Question Number	Question Number	Question Number	Question Number	Identical to 2008	Variable Name								Question Number			
H09068	Q.87	Q.92	Q.82	Q.76													
H09069F	Q.88	Q.98	Q.83	Q.77	✓	H08068F	H07068F ^J	H06068F ^I	S05H01F ^H	SRHGTF ^G							
H09069I	Q.88	Q.98	Q.83	Q.77	✓	H08068I	H07068I ^J	H06068I ^I	S05H01I ^H	SRHGTF ^G							
H09070	Q.89	Q.99	Q.84	Q.78	✓	H08069	H07069 ^J	H06069 ^I	S05H02 ^H	SRWGT ^G							
SREDA	Q.90	Q.100	Q.85	Q.79	✓	SREDA	SREDA ^J	SREDA ^I	SREDA ^H	SREDA ^G	SREDA ^F	SREDA ^E	SREDA-F ^D	86 ^C			
H09071, H09071A - H09071E	Q.91	Q.101	Q.86	Q.80	✓	H08070, H08070A - H08070E	H07070 ^J , H07070A - H07070E	H06070, H06070A - H06070E	H05068 ^H	H04085 ^G	H03082 ^F	H02077 ^E	H00079 ^D	84 ^C			
SRRACE A-SRRACE E	Q.92	Q.102	Q.87	Q.81	✓	SRRACE A-SRRACE E	SRRACE A ^J - SRRACE E ^J	SRRACE A-SRRACE E ^I	SRRACE A-SRRACE E ^H	SRRACE A-SRRACE E ^G	SRRACE A-SRRACE E ^F	SRRACE A-SRRACE E ^E	SRRACE ^D	85 ^C			
SRAGE	Q.93	Q.103	Q.88	Q.82	✓	SRAGE	SRAGE	SRAGE ^I	SRAGE ^H	SRAGE ^G	SRAGE ^F	SRAGE ^E	SRAGE ^D				
H09072	Q.94	Q.104	Q.89	Q.83	✓	H08003	H07003 ^J	H06003 ^I	H05003 ^H	H04003 ^G	H03003 ^F	H02003 ^E					
H09073	Q.95	Q.105	Q.90	Q.84	✓	H08004	H07004 ^J	H06004 ^I	H05004 ^H	H04004 ^G	H03004 ^F	H02004 ^E					
H09074	Q.96	Q.106	Q.91	Q.85	✓	H08005	H07005 ^J	H06005 ^I	H05005 ^H	H04005 ^G	H03005 ^F	H02005 ^E					
S09B01	Q.44	Q.41	Q.32	Q.32	✓	S08B01	S07B01	S06B01									
S09B02	Q.45	Q.42	Q.33	Q.33	✓	S08B02	S07B02	S06B02									
S09B03	Q.46	Q.43	Q.34	Q.34	✓	S08B03	S07B03	S06B03									
S09B04	Q.47	Q.44	Q.35	Q.35		S08B04	S07B04	S06B04									
S09B22		Q.93															
S09B23		Q.94															
S09B24		Q.95															
S09B25		Q.96															

^A Identical to 1998
^F Identical to 2004

^B Identical to 1999
^G Identical to 2005

^C Identical to Q1 2000
^H Identical to 2006

^D Identical to Q1 2002
^I Identical to 2007

^E Identical to 2003
^J Identical to 2008

FY 2009 Adult Survey						Related Questions in Earlier Surveys											Comments
	Qtr 4 V4	Qtr 3 V4	Qtr 2 V4	Qtr 1 V4		2008	2007	2006	2005	2004	2003	2002	2000	1999	1998	1997	
Variable Name	Question Number	Question Number	Question Number	Question Number	Identical to 2008	Variable Name								Question Number			
S09B26		Q.97															
S09D01			Q.66	Q.60	✓	S08D01						S02D01					
S09D02	Q.74		Q.67	Q.61	✓	S08D02						S02D02					
S09D03	Q.73		Q.65	Q.62	✓	S08D03						S02D03					
S09D04			Q.69	Q.63	✓	S08D04											
S09D05			Q.68														
S09N11		Q.107	Q.92	Q.86													
S09Q01			Q.54				S07Q01	S06Q01									
S09Q02			Q.55				S07Q02	S06Q02									
S09Q03			Q.56				S07Q03	S06Q03									
S09Q04			Q.57				S07Q04	S06Q04									
S09Q05			Q.58				S07Q05	S06Q05									
S09W01		Q.13															
S09W02		Q.14															
S09W03		Q.15															
S09W04		Q.16															
S09W05		Q.17															
S09W06		Q.18															
S09W07		Q.19															
S09009	Q.38	Q.35			✓	H08010											
S09010	Q.39	Q.36			✓	H08011											
S09011		Q.108															

^A Identical to 1998

^F Identical to 2004

^B Identical to 1999

^G Identical to 2005

^C Identical to Q1 2000

^H Identical to 2006

^D Identical to Q1 2002

^I Identical to 2007

^E Identical to 2003

^J Identical to 2008

FY 2009 Adult Survey						Related Questions in Earlier Surveys											Comments
	Qtr 4 V4	Qtr 3 V4	Qtr 2 V4	Qtr 1 V4		2008	2007	2006	2005	2004	2003	2002	2000	1999	1998	1997	
Variable Name	Question Number	Question Number	Question Number	Question Number	Identical to 2008	Variable Name								Question Number			
S09012		Q.109															
S09013		Q.110															
S09014		Q.111															
S09K01		Q.67			✓	S08K01											
S09K02		Q.68			✓	S08K02											
S09K03		Q.69			✓	S08K03											
S09K04		Q.70			✓	S08K04											
S09K05		Q.71			✓	S08K05											
S09K12		Q.62			✓	S08K12											
S09K13		Q.63			✓	S08K13											
S09K14		Q.64			✓	S08K14											
S09K15		Q.65			✓	S08K15											
S09K16		Q.66			✓	S08K16											
S09J01	Q.05				✓	S08J01			S05J01								
S09J02A-S09J02I	Q.06				✓	S08J02A - S08J02I			S05J02A-S05J02I								
S09J03	Q.07					S08J03			S05J03								DIFFERENT RESPONSES IN 2009
S09J04	Q.08				✓	S08J04			S05J04								
S09J05	Q.09				✓	S08J05			S05J05								
S09J06	Q.10				✓	S08J06			S05J06								
S09J07A-S09J07N	Q.11				✓	S08J07A - S08J07N			S05J07A-S05J07N								

^A Identical to 1998
^F Identical to 2004

^B Identical to 1999
^G Identical to 2005

^C Identical to Q1 2000
^H Identical to 2006

^D Identical to Q1 2002
^I Identical to 2007

^E Identical to 2003
^J Identical to 2008

FY 2009 Adult Survey						Related Questions in Earlier Surveys											Comments
	Qtr 4 V4	Qtr 3 V4	Qtr 2 V4	Qtr 1 V4		2008	2007	2006	2005	2004	2003	2002	2000	1999	1998	1997	
Variable Name	Question Number	Question Number	Question Number	Question Number	Identical to 2008	Variable Name								Question Number			
S09J08	Q.12				✓	S08J08			S05J08								
S09J09A-S09J09L	Q.13				✓	S08J09A-S08J09L			S05J09A-S05J09L								
S09J10	Q.14				✓	S08J10			S05J10								
S09J11	Q.111				✓	S08J11			S05J11								
S09J12	Q.112				✓	S08J12			S05J12								
S09Z01	Q.107								S05Z01								
S09Z02	Q.97								S05Z02								
S09Z03	Q.98								S05Z03								
S09Z04	Q.99								S05Z04								
S09Z06	Q.100								S05Z06								
S09Z07	Q.101								S05Z07								
S09Z10	Q.102								S05Z10								
S09Z11	Q.103								S05Z11								
S09Z12	Q.104								S05Z12								
S09Z13	Q.105								S05Z13								
S09Z14	Q.106								S05Z14								
S09Z15	Q.108								S05Z15								
S09Z16	Q.109								S05Z16								
S09Z17	Q.110								S05Z17								

^A Identical to 1998

^F Identical to 2004

^B Identical to 1999

^G Identical to 2005

^C Identical to Q1 2000

^H Identical to 2006

^D Identical to Q1 2002

^I Identical to 2007

^E Identical to 2003

^J Identical to 2008

APPENDIX C – QUARTERS I-II

**CROSSWALK BETWEEN 1997, 1998,
1999, 2000, 2002, 2003, 2004, 2005, 2006, 2007, 2008 AND 2009 QUESTIONS FOR
ADULT HCSDB – VERSION 3**

PAGE IS INTENTIONALLY LEFT BLANK TO ALLOW FOR DOUBLE-SIDED COPYING

CROSSWALK BETWEEN 1997, 1998, 1999, 2000, 2002, 2003, 2004, 2005, 2006, 2007, 2008 AND 2009 ADULT SURVEY QUESTIONS

FY 2009 Adult Survey						Related Questions in Earlier Surveys											Comments
Qtr 2 V3		Qtr 1 V3		Qtr 2 V4		2008	2007	2006	2005	2004	2003	2002	2000	1999	1998	1997	
Variable Name	Question Number		Identical to 2008	Variable Name	Question Number	Variable Name								Question Number			
H09001	Q.01	Q.01	✓	H09001	Q.01	H08001	H07001 ^J	H06001 ^I	H05001 ^H	H04001 ^G	H03001 ^F	H02001 ^E	H00000 ^D	01			
H09002A – H09002R	Q.02	Q.02	✓	H09002A-H09002R	Q.02	H08002A-H08002R	H07002A-H07002R ^J	H06002A-H06002Q	H05002A-H05002P	H04002A-H04002O	H03002A-H03002O ^F	H02002A-H02002O ^E	H00003A-H00003L	07	45, 47	74, 75	
H09072	Q.84	Q.78	✓	H09072	Q.89	H08003	H07003 ^J	H06003 ^I	H05003 ^H	H04003 ^G	H03003 ^F	H02003 ^E					
H09073	Q.85	Q.79	✓	H09073	Q.90	H08004	H07004 ^J	H06004 ^I	H05004 ^H	H04004 ^G	H03004 ^F	H02004 ^E					
H09074	Q.86	Q.80	✓	H09074	Q.91	H08005	H07005 ^J	H06005 ^I	H05005 ^H	H04005 ^G	H03005 ^F	H02005 ^E					
H09003	Q.03	Q.03	✓	H09003	Q.03	H08006	H07006 ^J	H06006	H05006	H04006 ^G	H03006 ^F	H02006	H00001	02	50		
H09004	Q.04	Q.04	✓	H09004	Q.04	H08007	H07007 ^J	H06007 ^I	H05007 ^H	H04007 ^G	H03007 ^F	H02007 ^E	H00002 ^D	04	43	39	
H09008A	Q.05	Q.05	✓	H09019	Q.19	H08008	H07008 ^J	H06008 ^I	H05008 ^H	H04008 ^G	H03010 ^F	H02010 ^E	H00008 ^D	24 ^C	51 ^B		
H09009A	Q.06	Q.06	✓	H09027	Q.27	H08009	H07009 ^J	H06009 ^I	H05009 ^H	H04009 ^G	H03011	H02011 ^E	H00009 ^D	25 ^C	52		
H09010A	Q.07	Q.07	✓			H08010	H07010 ^J	H06010 ^I	H05010 ^H	H04010 ^G							
H09011A	Q.08	Q.08	✓			H08011	H07011 ^J	H06011 ^I	H05011 ^H	H04011 ^G	H03009	H02009 ^E	H00007 ^D	23 ^C			
H09012A	Q.09	Q.09	✓			H08012	H07012 ^J	H06012 ^I	H05012 ^H	H04012 ^G	H03012 ^F	H02015 ^E	H00013 ^D	26	53 ^B		
H09013A	Q.10	Q.10	✓			H08013	H07013 ^J	H06013 ^I	H05013 ^H	H04013 ^G	H03013	H02016 ^E	H00014 ^D	27 ^C	54 ^B		
H09014A	Q.11	Q.11	✓			H08014	H07014 ^J	H06014 ^I	H05014 ^H	H04014 ^G	H03014 ^F	H02017 ^E	H00015 ^D	28 ^C	55 ^B		
H09015A	Q.12	Q.12	✓	H09031	Q.31	H08015	H07015 ^J	H06015 ^I	H05015 ^H	H04015 ^G	H03015	H02018 ^E	H00016 ^D	30 ^C	56 ^B		
H09016A	Q.13	Q.13	✓			H08016	H07016 ^J	H06016 ^I	H05016 ^H	H04017 ^G	H03017 ^F	H02020 ^E	H00018 ^D	32 ^C	84 ^B		
H09017A	Q.14	Q.14	✓			H08017	H07017 ^J	H06017 ^I	H05017 ^H	H04018 ^G	H03018 ^F	H02021 ^E	H00019 ^D	33	85 ^B		
H09018A	Q.16	Q.16	✓	H09006	Q.06	H08018	H07018 ^J	H06018 ^I	H05018 ^H	H04019 ^G	H03022 ^F	H02025 ^E	H00023 ^D				
H09019A	Q.17	Q.17	✓	H09007	Q.07	H08019	H07019 ^J	H06019 ^I	H05019 ^H	H04020 ^G	H03023	H02026 ^E	H00024 ^D	44			
H09020A	Q.18	Q.18	✓	H09008	Q.08	H08020	H07020 ^J	H06020 ^I	H05020 ^H	H04021 ^G	H03024	H02027 ^E	H00025 ^D				
H09021A	Q.19	Q.19	✓	H09009	Q.09	H08021	H07021 ^J	H06021 ^I	H05021 ^H	H04022 ^G	H03019	H02022 ^E	H00020 ^D				
H09022A	Q.20	Q.20	✓	H09010	Q.10	H08022	H07022 ^J	H06022 ^I	H05022 ^H	H04023 ^G	H03020	H02023 ^E	H00021 ^D	43			
H09023A	Q.21	Q.21	✓	H09011	Q.11	H08023	H07023 ^J	H06023 ^I	H05023 ^H	H04024 ^G	H03021	H02024 ^E	H00022 ^D				
H09024A	Q.22	Q.22	✓	H09012	Q.12	H08024	H07024 ^J	H06024 ^I	H05024 ^H	H04025 ^G	H03025	H02028 ^E	H00026 ^D	38	10, 12	32	

^A Identical to 1998

^F Identical to 2004

^B Identical to 1999

^G Identical to 2005

^C Identical to Q1 2000

^H Identical to 2006

^D Identical to Q1 2002

^I Identical to 2007

^E Identical to 2003

^J Identical to 2008

FY 2009 Adult Survey						Related Questions in Earlier Surveys											Comments
Qtr 2 V3		Qtr 1 V3		Qtr 2 V4		2008	2007	2006	2005	2004	2003	2002	2000	1999	1998	1997	
Variable Name	Question Number		Identical to 2008	Variable Name	Question Number	Variable Name								Question Number			
H09025A	Q.23	Q.23	✓	H09013	Q.13	H08025	H07025 ^J	H06025 ^I	H05025 ^H	H04026 ^G	H03026 ^F	H02029 ^E	H00027 ^D	40, 41			
H09026A	Q.24	Q.24	✓			H08026	H07026 ^J	H06026 ^I	H05026 ^H	H04027 ^G							
H09027A	Q.25	Q.25	✓			H08027	H07027 ^J	H06027 ^I	H05027 ^H	H04028 ^G	H03027	H02030 ^E	H00028 ^D	47	59 ^B		
H09028A	Q.26	Q.26	✓			H08028	H07028 ^J	H06028 ^I	H05028 ^H	H04029 ^G							
H09029A	Q.27	Q.27	✓			H08029	H07029 ^J	H06029 ^I	H05029 ^H	H04030 ^G	H03028 ^F	H02031 ^E	H00029 ^D	48	60 ^B		
H09030A	Q.28	Q.28	✓			H08030	H07030 ^J	H06030 ^I	H05030 ^H	H04031 ^G	H03029	H02032 ^E	H00030 ^D	46	83	48, 63	
H09031A	Q.29	Q.29	✓			H08031	H07031 ^J	H06031 ^I	H05031 ^H	H04032 ^G	H03030 ^F	H02033 ^E	H00031 ^D	49 ^C	90	67V, 52V	
H09032A	Q.30	Q.30	✓			H08032	H07032 ^J	H06032 ^I	H05032 ^H	H04033 ^G	H03031 ^F	H02034 ^E	H00032 ^D	50 ^C	91		
H09033A	Q.31	Q.31	✓	H09021	Q.21	H08033	H07033 ^J	H06033 ^I	H05033 ^H	H04034 ^G	H03032 ^F	H02035 ^E	H00033 ^D	51 ^C	92	67T, 52T	
H09034A	Q.32	Q.32	✓	H09022	Q.22	H08034	H07034 ^J	H06034 ^I	H05034 ^H	H04035 ^G	H03033 ^F	H02036 ^E	H00034 ^D	52 ^C	93	67R-S, 52R-S	
H09035A	Q.33	Q.33	✓	H09023	Q.23	H08035	H07035 ^J	H06035 ^I	H05035 ^H	H04036 ^G	H03034 ^F	H02037 ^E	H00035 ^D	53 ^C	94		
H09036A	Q.34	Q.34	✓	H09024	Q.24	H08036	H07036 ^J	H06036 ^I	H05036 ^H	H04037 ^G	H03035 ^F	H02038 ^E	H00036 ^D	54 ^C	95	67AA, 52AA	
H09037A	Q.35	Q.35	✓	H09018	Q.18	H08037	H07037 ^J	H06037 ^I	H05037 ^H	H04038 ^G	H03036	H02039 ^E	H00037 ^D	55 ^C	96		
H09005	Q.15	Q.15	✓	H09005	Q.05	H08038	H07038 ^J	H06038 ^I	H05038 ^H	H04039 ^G	H03038 ^F	H02041 ^E	H00042 ^D	37	74 ^B	31	
H09039A	Q.40	Q.40	✓	H09044	Q.48	H08039	H07039 ^J	H06039 ^I	H05039 ^H	H04040 ^G	H03039 ^F	H02043 ^E	H00043 ^D	57 ^C	61 ^B		
H09040A	Q.41	Q.41	✓			H08040	H07040 ^J	H06040 ^I	H05040 ^H	H04041 ^G	H03040 ^F	H02044 ^E	H00044 ^D	58 ^C	62		
H09041A	Q.42	Q.42	✓	H09046	Q.50	H08041	H07041 ^J	H06041 ^I	H05041 ^H	H04042 ^G	H03041 ^F	H02045 ^E	H00045 ^D	59 ^C	63		
H09042A	Q.43	Q.43	✓			H08042	H07042 ^J	H06042 ^I	H05042 ^H	H04044 ^G	H03043	H02047 ^E	H00047	62	65 ^B		
H09043A	Q.44	Q.44	✓			H08043	H07043 ^J	H06043 ^I	H05043 ^H	H04045 ^G	H03044	H02048 ^E	H00048 ^D	63 ^C	66 ^B		
H09044A	Q.45	Q.45	✓			H08044	H07044 ^J	H06044 ^I	H05044 ^H	H04046 ^G	H03045 ^F	H02049 ^E	H00049 ^D	64 ^C	67 ^B		
H09045A	Q.46	Q.46	✓			H08045	H07045 ^J	H06045 ^I	H05045 ^H	H04047 ^G	H03046 ^F	H02050 ^E	H00050 ^D	65 ^C	68 ^B		
H09046A	Q.47	Q.47	✓			H08046	H07046 ^J	H06046 ^I	H05046 ^H	H04052 ^G	H03050	H02054 ^E	H00054 ^D	66			
H09047A	Q.48	Q.48	✓			H08047	H07047 ^J	H06047 ^I	H05047 ^H	H04053 ^G	H03051 ^F	H02055 ^E	H00055 ^D	67 ^C			
H09048A	Q.49	Q.49	✓	H09047	Q.51	H08048	H07048 ^J	H06048 ^I	H05048 ^H	H04054 ^G	H03052	H02056 ^E	H00056 ^D	71 ^C	73 ^B		
H09048	Q.50	Q.50	✓	H09048	Q.52	H08049	H07049 ^J	H06049 ^I	H05049 ^H	H04056 ^G	H03055 ^F	H02059 ^E	H00062 ^D	09 ^C	17A ^B	12	
H09049	Q.51	Q.51	✓	H09049	Q.53	H08050	H07050 ^J	H06050 ^I	H05050 ^H	H04057 ^G	H03056 ^F	H02060 ^E	H00063 ^D	09B	17B ^B		

^A Identical to 1998

^F Identical to 2004

^B Identical to 1999

^G Identical to 2005

^C Identical to Q1 2000

^H Identical to 2006

^D Identical to Q1 2002

^I Identical to 2007

^E Identical to 2003

^J Identical to 2008

FY 2009 Adult Survey						Related Questions in Earlier Surveys											Comments
Qtr 2 V3		Qtr 1 V3	Identical to 2008	Qtr 2 V4		2008	2007	2006	2005	2004	2003	2002	2000	1999	1998	1997	
Variable Name	Question Number			Variable Name	Question Number	Variable Name								Question Number			
H09050	Q.57	Q.52	✓	H09050	Q.59	H08051	H07051 ^J	H06051 ^I	H05051 ^H	H04059 ^G	H03058 ^F	H02062 ^E	H00065 ^D	11 ^C	19	14	
H09051	Q.58	Q.53	✓	H09051	Q.60	H08052	H07052 ^J	H06052 ^I	H05052 ^H	H04060 ^G	H03059 ^F	H02063 ^E	H00066 ^D	12 ^C	21 ^B	17	
H09052	Q.59	Q.54	✓	H09052	Q.61	H08053	H07053 ^J	H06053 ^I	H05053 ^H	H04061 ^G	H03060 ^F	H02064 ^E	H00067 ^D	13 ^C	22 ^B	18	
H09054A	Q.60	Q.55	✓			H08054	H07054 ^J	H06054 ^I	H05054 ^H	H04062 ^G	H03061 ^F	H02065 ^E	H00068 ^D	14 ^C	23	19	
H09053	Q.61	Q.56	✓	H09053	Q.62	H08055	H07055 ^J	H06055 ^I	H05055 ^H	H04063 ^G	H03062 ^F	H02066 ^E	H00069 ^D	15 ^C	24 ^B	20	
H09054	Q.62	Q.57	✓	H09054	Q.63	H08056	H07056 ^J	H06056 ^I	H05056 ^H	H04064 ^G							
H09055	Q.63	Q.58	✓	H09055	Q.64	H08057	H07057 ^J	H06057 ^I	H05057 ^H	H04065 ^G							
H09056	Q.69	Q.63	✓	H09056	Q.70	H08058	H07058 ^J	H06058 ^I	H05058 ^H	H04066 ^G	H03063 ^F	H02067 ^E	H00070 ^D	16 ^C			
H09057	Q.70	Q.64	✓	H09057	Q.71	H08059	H07059 ^J	H06059 ^I	H05059 ^H	H04068 ^G	H03065 ^F	H02069 ^E	H00072 ^D	18 ^C	28 ^B	24	
H09058	Q.71	Q.65	✓	H09058	Q.72	H08060	H07060 ^J	H06060 ^I	H05060 ^H	H04069 ^G	H03066 ^F	H02070 ^E	H00073A ^D	19A ^C	29A ^B		
H09059	Q.72	Q.66	✓	H09059	Q.73	H08061	H07061 ^J	H06061 ^I	H05061 ^H	H04070 ^G	H03067 ^F	H02071 ^E	H00073B ^D	19B	29B	26	
H09060	Q.73	Q.67	✓	H09060	Q.74	H08063	H07063 ^J	H06063 ^I	H05063 ^H	H04072 ^G	H03069 ^F	H02073 ^E	H00075 ^D	20 ^C	30	28 ^A	
H09061	Q.74	Q.68	✓	H09061	Q.75	H08064	H07064 ^J	H06064 ^I	H05064 ^H	H04073 ^G	H03070 ^F	H02074 ^E	H00076A ^D	21A ^C			
H09062	Q.75	Q.69	✓	H09062	Q.76	H08065	H07065 ^J	H06065 ^I	H05065 ^H	H04074 ^G	H03071 ^F	H02075 ^E	H00076B ^D	21B ^C	31	29	
H09063	Q.76	Q.70	✓	H09063	Q.77	H08066	H07066 ^J	H06066 ^I	H05066 ^H	H04075 ^G	H03072	H02076	H00077	77	105	01	
H09064	Q.77	Q.71	✓	H09064	Q.78	H08067	H07067 ^J	H06067 ^I	H05067 ^H	H04076 ^G	H03073 ^F						
H09069F	Q.78	Q.72	✓	H09069F	Q.83	H08068F	H07068F ^J	H06068F ^I	S05H01F ^H	SRHGTF ^G							
H09069I	Q.78	Q.72	✓	H09069I	Q.83	H08068I	H07068I ^J	H06068I ^I	S05H01I ^H	SRHGTI ^G							
H09070	Q.79	Q.73	✓	H09070	Q.84	H08069	H07069 ^J	H06069 ^I	S05H02 ^H	SRWGT ^G							
SREDA	Q.80	Q.74	✓	SREDA	Q.85	SREDA	SREDA ^J	SREDA ^I	SREDA ^H	SREDA ^G	SREDA ^F	SREDA ^E	SREDA-F ^D	86 ^C			
H09071, H09071A-H09071E	Q.81	Q.75	✓	H09071, H09071A-H09071E	Q.86	H08070, H08070A-H08070E	H07070 ^J , H07070A-H07070E	H06070, H06070A-H06070E ^I	H05068 ^H	H04085 ^G	H03082 ^F	H02077 ^E	H00079 ^D	84 ^C			
SRRACEA-SRRACEE	Q.82	Q.76	✓	SRRACEA-SRRACEE	Q.87	SRRACEA-SRRACEE	SRRACEA ^J -SRRACEE ^J	SRRACEA-SRRACEE ^I	SRRACEA-SRRACEE ^H	SRRACEA-SRRACEE ^G	SRRACEA-SRRACEE ^F	SRRACEA-SRRACEE ^E	SRRACE ^D	85 ^C			
SRAGE	Q.83	Q.77	✓	SRAGE	Q.88	SRAGE	SRAGE	SRAGE ^I	SRAGE ^H	SRAGE ^G	SRAGE ^F	SRAGE ^E	SRAGE ^D				
S09B01	Q.36	Q.36	✓	S09B01	Q.32	S08B01	S07B01	S06B01									
S09B02	Q.37	Q.37	✓	S09B02	Q.33	S08B02	S07B02	S06B02									

^A Identical to 1998
^F Identical to 2004

^B Identical to 1999
^G Identical to 2005

^C Identical to Q1 2000
^H Identical to 2006

^D Identical to Q1 2002
^I Identical to 2007

^E Identical to 2003
^J Identical to 2008

FY 2009 Adult Survey						Related Questions in Earlier Surveys											Comments
Qtr 2 V3		Qtr 1 V3		Qtr 2 V4		2008	2007	2006	2005	2004	2003	2002	2000	1999	1998	1997	
Variable Name	Question Number		Identical to 2008	Variable Name	Question Number	Variable Name								Question Number			
S09B03	Q.38	Q.38	✓	S09B03	Q.34	S08B03	S07B03	S06B03									
S09B04	Q.39	Q.39	✓	S09B04	Q.35	S08B04	S07B04	S06B04									
S09D01	Q.65	Q.59	✓	S09D01	Q.66	S08D01						S02D01					
S09D02	Q.66	Q.60	✓	S09D02	Q.67	S08D02						S02D02					
S09D03	Q.64	Q.61	✓	S09D03	Q.65	S08D03						S02D03					
S09D04	Q.68	Q.62	✓	S09D04	Q.69	S08D04											
S09D05	Q.67			S09D05	Q.68												
S09N11	Q.87	Q.81		S09N11	Q.92												
S09Q01	Q.52			S09Q01	Q.54		S07Q01	S06Q01									
S09Q02	Q.53			S09Q02	Q.55		S07Q02	S06Q02									
S09Q03	Q.54			S09Q03	Q.56		S07Q03	S06Q03									
S09Q04	Q.55			S09Q04	Q.57		S07Q04	S06Q04									
S09Q05	Q.56			S09Q05	Q.58		S07Q05	S06Q05									

^A Identical to 1998
^F Identical to 2004

^B Identical to 1999
^G Identical to 2005

^C Identical to Q1 2000
^H Identical to 2006

^D Identical to Q1 2002
^I Identical to 2007

^E Identical to 2003
^J Identical to 2008

APPENDIX D

CODING SCHEME AND CODING TABLES – QUARTER I

PAGE IS INTENTIONALLY LEFT BLANK TO ALLOW FOR DOUBLE-SIDED COPYING

QUARTER I

2009 HEALTH CARE SURVEY OF DOD BENEFICIARIES (HCSDB) CODING SCHEME AND CODING TABLES

BASIC SAS AND ASCII/EBCDIC MISSING DATA AND NOT APPLICABLE CODES

<hr/>		Description
SAS	ASCII/EBCDIC	
Numeric	Numeric	
.	-9	No response
.O	-7	Out of range error
.N	-6	Not Applicable or valid skip
.D	-5	Scalable response of “Don’t know” or “not sure”
.I	-4	Incomplete grid error
.C	-1	Question should have been skipped.

Missing values ‘.’ and incomplete grids ‘.I’ are encoded prior to implementation of the Coding Scheme Notes (see below).

**Coding Table for Note 1:
H09003, H09004**

N1	H09003 is:	H09004 is:	H09003 is coded as:	H09004 is coded as:	*
1	1-13, health plan, -5, not sure	Marked or missing response	Stands as original value	Stands as original value	
2	-6, no usage in past 12 months	Marked response	Stands as original value	.C, question should be skipped	F
3	-6, no usage in past 12 months	Missing response	Stands as original value	.N, valid skip	F
4	Missing response	Marked or missing response	Stands as original value	Stands as original value	

* Indication of backward coding (B) or forward coding (F).

**Coding Table for Note 2:
H09006, H09007, H09008**

N2	H09006 is:	H09007-H09008 are:	H09006 is coded as:	H09007-H09008 are coded as:	*
1	1: yes	“All are blank”	Stands as original value	Stand as original value	
2	1: yes or missing response	“Blank or NA”	2: no	.N, valid skip if missing; .C, question should be skipped if marked	B F
3	1: yes	“One marked, and one NA”	Stands as original value	., missing if –6; stand as original value otherwise	F
4	1: yes	At least one is “marked”	Stands as original value	Stand as original value	
5	2: no	“One marked, and one NA”	Stands as original value	.C, question should be skipped if marked	F
6	2: no or missing response	At least one is “marked”	1: yes	., missing if –6; stand as original value otherwise	B F
7	2: no	“All are blank” or “Blank or NA”	Stands as original value	.N, valid skip if missing; .C, question should be skipped if marked	F
8	Missing response	“All are blank”	Stands as original value	Stand as original value	

* Indication of backward coding (B) or forward coding (F).

Definition of “all are blank” in Coding Table for Note 2:
Responses to H09007-H09008 are all missing.

Definition of “Blank or NA” in Coding Table for Note 2:
All of the following are true: H09007-H09008 are a combination of not applicable (-6) or missing.

Definition of “One marked and one NA” in Coding Table for Note 2:
H09007-H09008 have one response marked not applicable (-6) and one marked response (other than not applicable).

Definition of “marked” in Coding Table for Note 2:
Any pattern of marks outside the definitions “all are blank”, “One marked and one NA”, and “Blank or NA.”

**Coding Table for Note 3:
H09009, H09010, H09011**

N3	H09009 is:	H09010-H09011 are:	H09009 is coded as:	H09010-H09011 are coded as:	*
1	1: yes	“All are blank”	Stands as original value	Stand as original value	
2	1:yes or missing response	“Blank or NA”	2: no	.N, valid skip if missing; .C, question should be skipped if marked	B F
3	1: yes	“One marked and one NA”	Stands as original value	., missing if –6; stand as original value otherwise	F
4	1: yes	At least one is “marked”	Stands as original value	Stand as original value	
5	2: no	“One marked and one NA”	Stands as original value	.C, question should be skipped if marked	F
6	2: no or missing response	At least one is “marked”	1: yes	., missing if –6; stand as original value otherwise	B F
7	2: no	“All are blank” or “Blank or NA”	Stands as original value	.N, valid skip if missing; .C, question should be skipped if marked	F
8	Missing response	“All are blank”	Stands as original value	Stand as original value	

* Indication of backward coding (B) or forward coding (F).

Definition of “all are blank” in Coding Table for Note 3:
Responses to H09010-H09011 are all missing.

Definition of “Blank or NA” in Coding Table for Note 3:
All of the following are true: H09010-H09011 are a combination of not applicable (-6) or missing.

Definition of “One marked and one NA” in Coding Table for Note 3:
H09010-H09011 have one response marked not applicable (-6) and one marked response (other than not applicable).

Definition of “marked” in Coding Table for Note 3:
Any pattern of marks outside the definitions “all are blank”, “One marked and one NA”, and “Blank or NA.”

**Coding Table for Note 4:
H09013, H09014-H09018**

N4	H09013 is:	H09014-H09018 are:	H09013 is coded as:	H09014-H09018 are coded as:	*
1	1: None	Any value	Stands as original value	.N, valid skip if missing; .C, question should be skipped if marked	F
2	2-7, or missing response	“Blank or NA”	1: None	.N, valid skip if missing; .C, question should be skipped if marked	B F
3	2-7	At least one is “marked” or “all are blank”	Stands as original value	., missing if –6; stand as original value otherwise	F
4	Missing response	“All are blank”	Stands as original value	Stand as original value	
5	Missing response	At least one is “marked”	Stands as original value	., missing if –6; stand as original value otherwise	F

* Indication of backward coding (B) or forward coding (F).

Definition of “all are blank” in Coding Table for Note 4:
Responses to H09014-H09018 are all missing.

Definition of “blank or NA” in Coding Table for Note 4:
All of the following are true: H09014-H09018 are a combination of not applicable (-6) or missing.

Definition of “marked” in Coding Table for Note 4:
Any pattern of marks outside the definitions “all are blank” and “Blank or NA.”

**Coding Table for Note 5:
H09015, H09016-H09017**

N5	H09015 is:	H09016 is:	H09017 is:	H09015 is coded as:	H09016 is coded as:	H09017 is coded as:	*
1	.N, valid skip, or .C, question should be skipped	.N, valid skip, or .C, question should be skipped	.N, valid skip, or .C, question should be skipped	Stands as original value	Stands as original value	Stands as original value	
2	1: Yes	Any value	Any value	Stands as original value	Stands as original value	Stands as original value	
3	2: No, missing	1: Definitely yes 2: Somewhat yes	Any value	1: Yes	Stands as original value	Stands as original value	B
4	2: No, missing	3: Somewhat no, 4: Definitely no, or missing	1: Definitely yes 2: Somewhat yes	1: Yes	Stands as original value	Stands as original value	B
5	2: No	3: Somewhat no, 4: Definitely no, or missing	3: Somewhat no, 4: Definitely no, or missing	Stands as original value	.N, valid skip if missing; .C, question should be skipped if marked	.N, valid skip if missing; .C, question should be skipped if marked	F
6	Missing response	3: Definitely no, 4: Somewhat no, or missing	3: Definitely no, 4: Somewhat no, or missing	Stands as original value	Stand as original value	Stand as original value	

* Indication of backward coding (B) or forward coding (F).

**Coding Table for Note 6:
H09019, H09020-H09027**

N6	H09019 is:	H09020-H09027 are:	H09019 is coded as:	H09020-H09027 are coded as:	*
1	1: Yes	Any value	Stands as original value	Stand as original value	
2	2: No, missing	At least one is “marked”	1: Yes	Stand as original value	B
3	2: No	“All are blank” or “Blank or NA”	Stands as original value	.N, valid skip if missing; .C, question should be skipped if marked	F
4	Missing response	“All are blank” or “Blank or NA”	Stands as original value	Stand as original value	

* Indication of backward coding (B) or forward coding (F).

Definition of “all are blank” in Coding Table for Note 6:
Responses to H09020-H09027 are all missing.

Definition of “blank or NA” in Coding Table for Note 6:
All of the following are true: H09020-H09027 are a combination of not applicable (-6) or missing.

Definition of “marked” in Coding Table for Note 6:
Any pattern of marks outside the definitions “all are blank” and “Blank or NA.”

**Coding Table for Note 7:
H09020, H09021-H09026**

N7	H09020 is:	H09021-H09025 are:	H09020 is coded as:	H09021-H09025 are coded as:	*
1	.N, valid skip, or .C, question should be skipped	.N, valid skip, or .C, question should be skipped	Stands as original value	Stand as original value	
2	0: None	Any value	Stands as original value	.N, valid skip if missing; .C, question should be skipped if marked	F
3	1-6, or missing response	“Blank or NA”	0: None	.N, valid skip if missing; .C, question should be skipped if marked	B F
4	1-6, or missing response	At least one is “marked” or “all are blank”	Stands as original value	., missing if -6; stand as original value otherwise	F

* Indication of backward coding (B) or forward coding (F).

Definition of “all are blank” in Coding Table for Note 7:
Responses to H09021-H09025 are all missing.

Definition of “blank or NA” in Coding Table for Note 7:
All of the following are true: H09021-H09025 are a combination of not applicable (-6) or missing.

Definition of “marked” in Coding Table for Note 7:
Any pattern of marks outside the definitions “all are blank” and “Blank or NA.”

**Coding Table for Note 8:
H09025, H09026**

N8	H09025 is:	H09026 is:	H09025 is coded as:	H09026 is coded as:	*
1	.N, valid skip, or .C, question should be skipped	Any value	Stands as original value	Stands as original value	
2	1: yes	Any value	Stands as original value	Stands as original value	
3	2: no or missing response	1, 2, 3, 4	1: yes	Stands as original value	B
4	2: no	Missing response	Stands as original value	.N, valid skip	F
5	Missing response	Missing response	Stands as original value	Stands as original value	

* Indication of backward coding (B) or forward coding (F).

**Coding Table for Note 9:
H09028, H09029-H09031**

N9	H09028 is:	H09029-H09031 are:	H09028 is coded as:	H09029-H09031 are coded as:	*
1	1: Yes	Any value	Stands as original value	Stand as original value	
2	2: No, missing	At least one is “marked”	1: Yes	Stand as original value	B
3	2: No	“All are blank” or “Blank or NA”	Stands as original value	.N, valid skip if missing; .C, question should be skipped if marked	F
4	Missing response	“Blank or NA”	2: No	.N, valid skip if missing; .C, question should be skipped if marked	B F
5	Missing response	“All are blank”	Stands as original value	Stand as original value	

* Indication of backward coding (B) or forward coding (F).

Definition of “all are blank” in Coding Table for Note 9:
Responses to H09029-H09031 are all missing.

Definition of “blank or NA” in Coding Table for Note 9:
All of the following are true: H09029 and H09031 are a combination of not applicable (-6) or missing. H09030 is either missing or 0: None.

Definition of “marked” in Coding Table for Note 9:
Any pattern of marks outside the definitions “all are blank” and “Blank or NA.”

**Coding Table for Note 10:
H09030, H09031**

N10	H09030 is:	H09031 is:	H09030 is coded as:	H09031 is coded as:	*
1	.N, valid skip, or .C, question should be skipped	.N, valid skip, or .C, question should be skipped	Stands as original value	Stands as original value	
2	1,2,3,4,5	0-10, or missing response	Stands as original value	Stands as original value	
3	1,2,3,4,5 or missing response	-6: didn't need to see a specialist	0: None	.C, question should be skipped	B F
4	0: none	Any value	Stands as original value	.N, valid skip if missing; .C, question should be skipped if marked	F
5	Missing response	0-10, or missing response	Stands as original value	Stands as original value	

* Indication of backward coding (B) or forward coding (F).

**Coding Table for Note 10A1:
S09B02, S09B03-S09B04**

N10A1	S09B02 is:	S09B03-S09B04 are:	S09B02 is coded as:	S09B03-S09B04 are coded as:	*
1	1: yes	Any value	Stands as original value	., missing if -6; stand as original value otherwise	F
2	2: no or missing response	At least one is "marked"	1: yes	Stand as original value	B
3	2: no	"All are blank" or "Blank or NA"	Stands as original value	.N, valid skip if missing; .C, question should be skipped if marked	F
4	Missing response	"Blank or NA"	2: No	.N, valid skip if missing; .C, question should be skipped if marked	B F
5	Missing response	"All are blank"	Stands as original value	Stand as original value	

* Indication of backward coding (B) or forward coding (F).

Definition of "all are blank" in Coding Table for Note 10A1:
Responses to S09B03-S09B04 are all missing or unmarked.

Definition of "Blank or NA" in Coding Table for Note 10A1:
All of the following are true: S09B03-S09B04 are a combination of not applicable (-6) or missing or unmarked.

Definition of "marked" in Coding Table for Note 10A1:
Any pattern of marks outside the definition "all are blank"

**Coding Table for Note 11:
H09032, H09033**

N11	H09032 is:	H09033 is:	H09032 is coded as:	H09033 is coded as:	*
1	1: yes	1, 2, 3, 4, or missing response	Stands as original value	Stands as original value	
2	1: yes or missing response	-6: didn't need care, tests, or treatment	2: No	.C, question should be skipped	B F
3	2: no or missing response	1, 2, 3, 4	1: yes	Stands as original value	B
4	2: no	Missing, or -6: didn't need care, tests, or treatment	Stands as original value	.N, valid skip if missing; .C, question should be skipped if marked	F
5	Missing response	Missing response	Stands as original value	Stands as original value	

* Indication of backward coding (B) or forward coding (F).

**Coding Table for Note 12:
H09035, H09036**

N12	H09035 is:	H09036 is:	H09035 is coded as:	H09036 is coded as:	*
1	1: yes	1-4: how often, or missing response	Stands as original value	Stands as original value	
2	1: yes or missing response	-6: didn't need service or equipment	2: no	.C, question should be skipped	B F
3	2: no or missing response	1-4: how often	1: yes	Stands as original value	B
4	2: no	-6: didn't need service or equipment, or missing response	Stands as original value	.N, valid skip if missing; .C, question should be skipped if marked	F
5	Missing response	Missing response	Stands as original value	Stands as original value	

* Indication of backward coding (B) or forward coding (F).

**Coding Table for Note 13:
H09037, H09038**

N13	H09037 is:	H09038 is:	H09037 is coded as:	H09038 is coded as:	*
1	1: yes	1-4: how often, or missing response	Stands as original value	Stands as original value	
2	1: yes or missing response	-6: didn't look for cost of prescription meds	2: no	.C, question should be skipped	B F
3	2: no or missing response	1-4: how often	1: yes	Stands as original value	B
4	2: no	-6: didn't look for cost of prescription meds, or missing response	Stands as original value	.N, valid skip if missing; .C, question should be skipped if marked	F
5	Missing response	Missing response	Stands as original value	Stands as original value	

* Indication of backward coding (B) or forward coding (F).

**Coding Table for Note 14:
H09039, H09040-H09041**

N14	H09039 is:	H09040-H09041 are:	H09039 is coded as:	H09040-H09041 are coded as:	*
1	1: Yes	At least one is “marked” or “all are blank”	Stands as original value	., missing if –6; stand as original value otherwise	F
2	1: Yes or missing response	“Blank or NA”	2: No	.N, valid skip if missing; .C, question should be skipped if marked	B F
3	2: No or missing response	At least one is “marked”	1: Yes	., missing if –6; stand as original value otherwise	B F
4	2: No	“All are blank” or “Blank or NA”	Stands as original value	.N, valid skip if missing; .C, question should be skipped if marked	F
5	Missing response	“All are blank”	Stands as original value	Stand as original value	

* Indication of backward coding (B) or forward coding (F).

Definition of “all are blank” in Coding Table for Note 14:
Responses to H09040-H09041 are all missing.

Definition of “blank or NA” in Coding Table for Note 14:
All of the following are true: H09040-H09041 are a combination of not applicable (-6) or missing.

Definition of “marked” in Coding Table for Note 14:
Any pattern of marks outside the definitions “all are blank” and “Blank or NA.”

**Coding Table for Note 15:
H09042, H09043**

N15	H09042 is:	H09043 is:	H09042 is coded as:	H09043 is coded as:	*
1	1: yes	1-4: how often, or missing response	Stands as original value	Stands as original value	
2	1: yes or missing response	-6: didn’t receive forms to fill out	2: no	.C, question should be skipped	B F
3	2: no or missing response	1-4: how often	1: yes	Stands as original value	B
4	2: no	-6: didn’t receive forms to fill out, or missing response	Stands as original value	.N, valid skip if missing; .C, question should be skipped if marked	F
5	Missing response	Missing response	Stands as original value	Stands as original value	

* Indication of backward coding (B) or forward coding (F).

**Coding Table for Note 16:
H09044, H09045-H09046**

N16	H09044 is:	H09045-H09046 Are:	H09044 is coded as:	H09045-H09046 are coded as:	*
1	1: yes	At least one is “marked”, “all are blank” or “blank or don’t know”	Stands as original value	., missing if –6; stand as original value otherwise	F
2	1: yes, -5: don’t know, missing	“Blank or NA” or “NA or don’t know”	2: no	.N, valid skip if missing; .C, question should be skipped if marked	B F
3	2: no, -5: don’t know, missing	At least one is “marked”	1: yes	., missing if –6; stand as original value otherwise	B F
4	2: no	“Blank or NA” or “blank or don’t know” or “NA or don’t know” or “all are blank”	Stands as original value	.N, valid skip if missing; .C, question should be skipped if marked	F
5	-5: don’t know	“Blank or don’t know” or “all are blank”	Stands as original value	.N, valid skip if missing; .C, question should be skipped if marked	F
6	Missing response	“Blank or don’t know” or “all are blank”	Stands as original value	Stand as original value	

* Indication of backward coding (B) or forward coding (F).

Definition of “all are blank” in Coding Table for Note 16:
Responses to H09045-H09046 are all missing.

Definition of “blank or NA” in Coding Table for Note 16:
Responses to H09045-H09046 are either all not applicable (-6) or a combination of missing and not applicable (-6).

Definition of “blank or don’t know” in Coding Table for Note 16:
Responses to H09045-H09046 are either all don’t know (-5) or a combination of missing and don’t know (-5).

Definition of “NA or don’t know” in Coding Table for Note 16:
Responses to H09045-H09046 are a combination of not applicable (-6) and don’t know (-5).

Definition of “marked” in Coding Table for Note 16:
Any pattern of marks outside the definitions “all are blank,” “blank or NA,” “blank or don’t know,” or “NA or don’t know”.

**Coding Table for Note 17:
H09051--H09055**

N17	H09051 is:	H09052 is:	H09053- H09055 are:	H09051 is coded as:	H09052 is coded as:	H09053- H09055 are coded as:	*
1	1: ever smoked	3 or 4: still smoke	Any value	Stands as original value	Stands as original value	Stand as original value	
2	1: ever smoked	2: quit, -5: don't know	Any value	Stands as original value	Stands as original value	.C, question should be skipped if marked; .N, valid skip if missing	F
3	1: ever smoked	Missing response	Any value	Stands as original value	Stands as original value	Stand as original value	
4	2: never, -5: don't know, missing response	3 or 4: still smoke	Any value	1: ever smoked	Stands as original value	Stand as original value	B
5	2: never or -5: don't know	2: quit, -5: don't know, or missing response	Any value	Stands as original value	.C, question should be skipped if marked; .N, valid skip if missing	.C, question should be skipped if marked; .N, valid skip if missing	F
6	Missing response	2: quit, missing response	2-5: some visits	1: ever smoked	Stands as original value	Stand as original value	B
7	Missing response	2: quit, missing response	1: None, -6: No visits, or missing	Stands as original value	Stands as original value	Stands as original value	
8	Missing response	-5: don't know	Any value	Stands as original value	Stands as original value	.C, question should be skipped if marked; .N, valid skip if missing	F

* Indication of backward coding (B) or forward coding (F).

**Coding Table for Note 18:
H09053, H09054-H09055**

N18	H09053 is:	H09054 is:	H09055 is:	H09053 is coded as:	H09054 is coded as:	H09055 is coded as:	*
1	.N: No doctor visits	Any value	Any value	Stands as original value	.C, question should be skipped if marked; .N: No doctor visits, otherwise	.C, question should be skipped if marked; .N: No doctor visits, otherwise	F
2	.C: Should be skipped	Any value	Any value	Stands as original value	Stands as original value	Stands as original value	
3	1: None	.N: No doctor visits	.N: No doctor visits	Stands as original value	1: None	1: None	F
4	1: None	.N: No doctor visits	1-5, missing	Stands as original value	1: None	Stands as original value	F
5	1: None	1-5, missing	.N: No doctor visits	Stands as original value	Stands as original value	1: None	F
6	2-5: Visits, missing	.N: No doctor visits	.N: No doctor visits	Stands as original value	.:Missing	.:Missing	F
7	2-5: Visits, missing	.N: No doctor visits	1-5, missing	Stands as original value	.:Missing	Stands as original value	F
8	2-5: Visits, missing	1-5, missing	.N: No doctor visits	Stands as original value	Stands as original value	.:Missing	F
9	1-5: 0 or more visits	More visits than indicated by H09053	More visits than indicated by H09053	Stands as original value	H09053	H09053	F
10	1-5: 0 or more visits	More visits than indicated by H09053	Same or fewer visits than indicated by H09053 or missing	Stands as original value	H09053	Stands as original value	F
11	1-5: 0 or more visits	Same or fewer visits than indicated by H09053 or missing	More visits than indicated by H09053	Stands as original value	Stands as original value	H09053	F
12	1-5: 0 or more visits	Same or fewer visits than indicated by H09053 or missing	Same or fewer visits than indicated by H09053 or missing	Stands as original value	Stands as original value	Stands as original value	
13	Missing	1-5, missing	1-5, missing	Stands as original value	Stands as original value	Stands as original value	

* Indication of backward coding (B) or forward coding (F).

**Coding Table for Note 18A1:
S09D01, S09D02**

N18A1	S09D01 is:	S09D02 is:	S09D01 is coded as:	S09D02 is coded as:	*
1	1: Yes	1, 2, 3:Marked, -5: don't know	Stands as original value	Stands as original value	
2	1: Yes	Missing	Stands as original value	Stands as original value	
3	2: No, -5: don't know, missing	1:Every day, 2:Some days	1:Yes	Stands as original value	B
4	2: No, -5: don't know	3:Not at all, -5:don't know, missing	Stands as original value	.C, question should be skipped if marked; .N, valid skip if missing	F
5	Missing	3:Not at all, -5:don't know, missing	Stands as original value	Stands as original value	

* Indication of backward coding (B) or forward coding (F).

Coding Table for Note 19:

**Note 19 (Part a)
H09056, SEX, XSEX, H09057-H09062**

N19A	H09056 is :	SEX is:	H09057--H09062 are:	XSEX is coded as:
1	Missing response	F	Any marked	2, female
2	Missing response	F	All missing	2, female
3	Missing response	M	Any marked	1, male
4	Missing response	M	All missing	1, male
5	Missing response	Z, missing	Any marked	2, female
6	Missing response	Z	All missing	., missing value
7	Missing response	Missing	All missing	., missing value
8	1, male	Any value	All missing	1, male
9	1, male	F	Any marked	2, female
10	1, male	M, Z, or missing	Any marked	1, male
11	2, female	Any value	Any marked	2, female
12	2, female	M	All missing	1, male
13	2, female	F, Z, or missing	All missing	2, female

SEX (PNSEXCD) is the gender from the DEERS file. This variable is not used to override questionnaire responses, but to clear up any omissions or discrepancies in the responses.

XSEX is the recoded gender variable after taking into account the self-reported response (H09056), any responses to gender-specific questions, and the gender of the sample beneficiary from DEERS.

Note 19 (Part B):
XSEXA, H09057 - H09062

N19B	XSEXA is:	H09057--H09062 are:	H09057--H09062 are coded as:	*
1	1: Male	"All are blank"	.N, valid skip	F
2	1: Male	At least one is "marked"	.N, valid skip if missing; .C, question should be skipped if marked	F
3	2: Female	"All are blank" or at least one is "marked"	Stand as original value	
4	Missing	"All are blank" or at least one is "marked"	Missing value	F

* Indication of backward coding (B) or forward coding (F).

Definition of "all are blank" in Coding Table for Note 19b:
All variables H09057--H09062 are missing.

Definition of "marked" in Coding Table for Note 19b:
Any pattern of marks outside the definition "all are blank."

Coding Table for Note 20
XSEXA, AGE, H09058, H09059

N20	XSEXA is:	AGE is:	H09058 is:	H09059 is:	H09058 is coded as:	H09059 is coded as:	*
1	1: Male	Any value	.C, question should be skipped, or .N, valid skip	C, question should be skipped, or .N, valid skip	Stands as original value	Stands as original value	
2	2: Female	Any value	2: 40 or over	Any value	Stands as original value	Stands as original value	
3	2: Female	Any value	1: under 40	Any value	Stands as original value	.N, valid skip if missing; .C, question should be skipped if marked	F
4	2: Female	Any value	Missing	Marked	2: >= 40	Stands as original value	B
5	2: Female	< 40	Missing	Missing	1: < 40	.N, valid skip	F B
6	2: Female	>=40	Missing	Missing	2: >= 40	Stands as original value	B
7	2: Female	Missing	Missing	Missing	Stands as original value	Stands as original value	
8	Missing	Any value	Missing	Missing	Stands as original value	Stands as original value	

* Indication of backward coding (B) or forward coding (F).

AGE (DAGEQY) is from the DEERS file. This variable is not used to override questionnaire responses, but to clear up any omissions or discrepancies in the responses.

**Coding Table for Note 21:
XSEXa, H09060, H09061, H09062**

N21	XSEXa is:	H09060 is:	H09061 is:	H09062 is:	H09060 is coded as:	H09061 is coded as:	H09062 is coded as:	*
1	1: Male	Any value	Any value	Any value	Stands as original value	Stands as original value	Stands as original value	
2	2: Female	1: pregnant now	1: first trimester	Any value	Stands as original value	Stands as original value	.N, valid skip if missing; .C, question should be skipped if marked	F
3	2: Female	1: pregnant now	2: second trimester	2: third trimester	Stands as original value	Stands as original value	∴ missing value	F
4	2: Female	1: pregnant now	2: second trimester	4: first trimester, 3: second trimester, 1: Did not receive prenatal care, or missing	Stands as original value	Stands as original value	Stands as original value	
5	2: Female	1: pregnant now	3: third trimester, missing response	Any value	Stands as original value	Stands as original value	Stands as original value	
6	2: Female	2: pregnant in last 12 months	Any value	Any value	Stands as original value	.N, valid skip if missing; .C, question should be skipped if marked	Stands as original value	F
7	2: Female	3: not pregnant in past 12 months	Any value	Any value	Stands as original value	.N, valid skip if missing; .C, question should be skipped if marked	.N, valid skip if missing; .C, question should be skipped if marked	F
8	2: Female	Missing response	1: first trimester	Any value	1: pregnant now	Stands as original value	.N, valid skip if missing; .C, question should be skipped if marked	B F

* Indication of backward coding (B) or forward coding (F).

Coding Table for Note 21 continued:

N21	XSEXA is:	H09060 is:	H09061 is:	H09062 is:	H09060 is coded as:	H09061 is coded as:	H09062 is coded as:	*
9	2: Female	Missing response	2: second trimester	2: third trimester	1: pregnant now	Stands as original value	.: missing value	B F
10	2: Female	Missing response	2: second trimester	4: first trimester, 3: second trimester, 1: Did not receive prenatal care, or missing	1: pregnant now	Stands as original value	Stands as original value	B
11	2: Female	Missing response	3: third trimester	Any value	1: pregnant now	Stands as original value	Stands as original value	B
12	2: Female	Missing response	Missing response	Any value	Stands as original value	Stands as original value	Stands as original value	F
13	Missing	Missing response	Marked, missing response	Any value	Stands as original value	Stands as original value	Stands as original value	

* Indication of backward coding (B) or forward coding (F).

**Coding Table for Note 22:
H09065, H09066**

N22	H09065 is:	H09066 is:	H09065 is coded as:	H09066 is coded as:	*
1	1: yes	Any value	Stands as original value	Stand as original value	
2	2: no or missing response	1: yes or 2: no	1: yes	Stand as original value	B
3	2: no	Missing response	Stands as original value	.N, valid skip	F
4	Missing response	Missing response	Stands as original value	Stand as original value	

* Indication of backward coding (B) or forward coding (F).

**Coding Table for Note 23:
H09067, H09068**

N23	H09067 is:	H09068 is:	H09067 is coded as:	H09068 is coded as:	*
1	1: yes	Any value	Stands as original value	Stand as original value	
2	2: no or missing response	1: yes or 2: no	1: yes	Stand as original value	B
3	2: no	Missing response	Stands as original value	.N, valid skip	F
4	Missing response	Missing response	Stands as original value	Stand as original value	

* Indication of backward coding (B) or forward coding (F).

**Coding Table for Note 24:
H09071, H09071A-H09071E**

N24	H09071A is:	H09071B is:	H09071C is:	H09071D is:	H09071E is:	H09071 is coded as:	H09071A-E are coded as:	*
1	Any value	1: Marked	Any value	Any value	Any value	2: Yes, Mexican, Mexican American, Chicano	Stand as original value	F
2	Any value	2: Unmarked	Any value	Any value	1: Marked	5: Yes, other Spanish, Hispanic, or Latino	Stand as original value	F
3	Any value	2: Unmarked	1: Marked	Any value	2: Unmarked	3: Yes, Puerto Rican	Stand as original value	F
4	Any value	2: Unmarked	2: Unmarked	1: Marked	2: Unmarked	4: Yes, Cuban	Stand as original value	F
5	1: Marked	2: Unmarked	2: Unmarked	2: Unmarked	2: Unmarked	1: No, not Spanish, Hispanic, or Latino	Stand as original value	F
6	2: Unmarked	2: Unmarked	2: Unmarked	2: Unmarked	2: Unmarked	∴ Missing	Stand as original value	F

* Indication of backward coding (B) or forward coding (F).

Coding Table for Note 2_V3:
H09008A, H09009A, H09010A, H09011A

N2_V3	H09008A is:	H09009A is:	H09010A is:	H09011A is:	H09008A is coded as:	H09009A is coded as:	H09010A is coded as:	H09011A is coded as:	*
1	1: yes or missing response	-6: Don't have a personal Dr	Any value	Any value	2: no	.C, question should be skipped	.N, valid skip if missing; .C, question should be skipped, if marked	Stands as original value	B F
2	1: yes	0-10 or missing response	1: yes	1-3	Stands as original value	Stands as original value	Stands as original value	.C, question should be skipped	F
3	1: yes	0-10 or missing response	Missing response	1-3	Stands as original value	Stands as original value	2: no	Stands as original value	B
4	1: yes	0-10 or missing response	1: yes	Missing response	Stands as original value	Stands as original value	Stands as original value	.N, valid skip	F
5	1: yes	0-10 or missing response	2: no	Any value	Stands as original value	Stands as original value	Stands as original value	Stands as original value	
6	1: yes	0-10 or missing response	Missing response	Missing response	Stands as original value	Stands as original value	Stands as original value	Stands as original value	
7	2: no or missing response	0-10	1: yes	1-3	1: yes	Stands as original value	Stands as original value	.C, question should be skipped	B F
8	2: no or missing response	0-10	Missing response	1-3	1: yes	Stands as original value	Stands as original value	Stands as original value	B
9	2: no or missing response	0-10	Missing response	Missing response	1: yes	Stands as original value	Stands as original value	Stands as original value	B
10	2: no	Missing response	1: yes	1-3	Stands as original value	.N, valid skip if missing	.C, question should be skipped	Stands as original value	F
11	2: no	-6: Don't have a personal Dr	Any value	Any value	Stands as original value	.C, question should be skipped if marked	.N, valid skip if missing; .C, question should be skipped if marked	Stands as original value	B F

Coding Table for Note 2_V3 continued:

N2_V3	H09008A is:	H09009A is:	H09010A is:	H09011A is:	H09008A is coded as:	H09009A is coded as:	H09010A is coded as:	H09011A is coded as:	*
12	2: no or missing response	0-10 or missing	1: yes	Missing	1: yes	Stands as original value	Stands as original value	.N, valid skip	B F
13	2: no or missing response	0-10 or missing	2: no	Any value	1: yes	Stands as original value	Stands as original value	Stands as original value	B
14	2: no	Missing response	Missing response	Any value	Stands as original value	.N, valid skip	.N, valid skip	Stands as original value	F
15	Missing response	Missing response	1: yes	1-3	1: yes	Stands as original value	Stands as original value	.C, question should be skipped	B F
16	Missing response	Missing response	Missing response	Any value	Stands as original value	Stands as original value	Stands as original value	Stands as original value	

* Indication of backward coding (B) or forward coding (F).

**Coding Table for Note 3_V3:
H09012A, H09013A**

N3_V3	H09012A is:	H09013A is:	H09012A is coded as:	H09013A is coded as:	*
1	1: yes	1, 2, 3, or missing response	Stands as original value	Stands as original value	
2	1: yes or missing response	-6: didn't need to see a specialist	2: No	.C, question should be skipped	B F
3	2: no or missing response	1, 2, 3	1: yes	Stands as original value	B
4	2: no	Missing, or -6: didn't need to see a specialist	Stands as original value	.N, valid skip if missing; .C, question should be skipped if marked	F
5	Missing response	Missing response	Stands as original value	Stands as original value	

* Indication of backward coding (B) or forward coding (F).

**Coding Table for Note 4_V3:
H09014A, H09015A**

N4_V3	H09014A is:	H09015A is:	H09014A is coded as:	H09015A is coded as:	*
1	1: yes	0-10, or missing response	Stands as original value	Stands as original value	
2	1: yes or missing response	-6: didn't need to see a specialist	2: No	.C, question should be skipped	B F
3	2: no or missing response	0-10	1: yes	Stands as original value	B
4	2: no	Missing, or -6: didn't need to see a specialist	Stands as original value	.N, valid skip if missing; .C, question should be skipped if marked	F
5	Missing response	Missing response	Stands as original value	Stands as original value	

* Indication of backward coding (B) or forward coding (F).

**Coding Table for Note 5_V3:
H09016A, H09017A**

N5_V3	H09016A is:	H09017A is:	H09016A is coded as:	H09017A is coded as:	*
1	1: yes	1-4: how often, or missing response	Stands as original value	Stands as original value	
2	1: yes or missing response	-6: no calls	2: no	.C, question should be skipped	B F
3	2: no or missing response	1-4: how often	1: yes	Stands as original value	B
4	2: no	-6: no calls or missing	Stands as original value	.N, valid skip if missing; .C, question should be skipped if marked	F
5	Missing response	Missing response	Stands as original value	Stands as original value	

* Indication of backward coding (B) or forward coding (F).

**Coding Table for Note 6_V3:
H09018A, H09019A, H09020A**

N6_V3	H09018A is:	H09019A-H09020A are:	H09018A is coded as:	H09019A-H09020A are coded as:	*
1	1: yes	“All are blank”	Stands as original value	Stand as original value	
2	1: yes or missing response	“Blank or NA”	2: no	.N, valid skip if missing; .C, question should be skipped if marked	B F
3	1: yes	“One marked, and one NA”	Stands as original value	.. missing if –6; stand as original value otherwise	F
4	1: yes	At least one is “marked”	Stands as original value	Stand as original value	
5	2: no	“One marked, and one NA”	Stands as original value	.C, question should be skipped if marked	F
6	2: no or missing response	At least one is “marked”	1: yes	.. missing if –6; stand as original value otherwise	B F
7	2: no	“All are blank” or “Blank or NA”	Stands as original value	.N, valid skip if missing; .C, question should be skipped if marked	F
8	Missing response	“All are blank”	Stands as original value	Stand as original value	

* Indication of backward coding (B) or forward coding (F).

Definition of “all are blank” in Coding Table for Note 6_V3:

Responses to H09019A-H09020A are all missing.

Definition of “Blank or NA” in Coding Table for Note 6_V3:

All of the following are true: H09019A-H09020A are a combination of not applicable (-6) or missing.

Definition of “One marked and one NA” in Coding Table for Note 6_V3:

H09019A-H09020A have one response marked not applicable (-6) and one marked response (other than not applicable).

Definition of “marked” in Coding Table for Note 6_V3:

Any pattern of marks outside the definitions “all are blank”, “One marked and one NA”, and “Blank or NA.”

**Coding Table for Note 7_V3:
H09021A, H09022A, H09023A**

N7_V3	H09021A is:	H09022A-H09023A are:	H09021A is coded as:	H09022A-H09023A are coded as:	*
1	1: yes	“All are blank”	Stands as original value	Stand as original value	
2	1:yes or missing response	“Blank or NA”	2: no	.N, valid skip if missing; .C, question should be skipped if marked	B F
3	1: yes	“One marked and one NA”	Stands as original value	., missing if –6; stand as original value otherwise	F
4	1: yes	At least one is “marked”	Stands as original value	Stand as original value	
5	2: no	“One marked and one NA”	Stands as original value	.C, question should be skipped if marked	F
6	2: no or missing response	At least one is “marked”	1: yes	., missing if –6; stand as original value otherwise	B F
7	2: no	“All are blank” or “Blank or NA”	Stands as original value	.N, valid skip if missing; .C, question should be skipped if marked	F
8	Missing response	“All are blank”	Stands as original value	Stand as original value	

* Indication of backward coding (B) or forward coding (F).

Definition of “all are blank” in Coding Table for Note 7_V3:
Responses to H09022A-H09023A are all missing.

Definition of “Blank or NA” in Coding Table for Note 7_V3:
All of the following are true: H09022A-H09023A are a combination of not applicable (-6) or missing.

Definition of “One marked and one NA” in Coding Table for Note 7_V3:
H09022A-H09023A have one response marked not applicable (-6) and one marked response (other than not applicable).

Definition of “marked” in Coding Table for Note 7_V3:
Any pattern of marks outside the definitions “all are blank”, “One marked and one NA”, and “Blank or NA.”

**Coding Table for Note 8_V3:
H09025A, H09026A-H09037A**

N8_V3	H09025A is:	H09026A-H09037A are:	H09025A is coded as:	H09026A-H09037A are coded as:	*
1	1: None	Any value	Stands as original value	.N, valid skip if missing; .C, question should be skipped if marked	F
2	2-7, or missing response	“Blank or NA”	1: None	.N, valid skip if missing; .C, question should be skipped if marked	B F
3	2-7	At least one is “marked” or “all are blank”	Stands as original value	., missing if –6; stand as original value otherwise	F
4	Missing response	“All are blank”	Stands as original value	Stand as original value	
5	Missing response	At least one is “marked”	Stands as original value	., missing if –6; stand as original value otherwise	F

* Indication of backward coding (B) or forward coding (F).

Definition of “all are blank” in Coding Table for Note 8_V3:
Responses to H09026A-H09037A are all missing.

Definition of “blank or NA” in Coding Table for Note 8_V3:
All of the following are true: H09026A-H09037A are a combination of not applicable (-6) or missing.

Definition of “marked” in Coding Table for Note 8_V3:
Any pattern of marks outside the definitions “all are blank” and “Blank or NA.”

**Coding Table for Note 9_V3:
H09026A, H09027A**

N9_V3	H09026A is:	H09027A is:	H09026A is coded as:	H09027A is coded as:	*
1	.N, valid skip, or .C, question should be skipped	.N, valid skip, or .C, question should be skipped	Stands as original value	Stands as original value	
2	1: yes	1-3: how much of a problem, missing response	Stands as original value	Stands as original value	
3	1: yes, missing response	-6: No visits	2: no	.C, question should be skipped	B F
4	2: no, missing response	1-3: how much of a problem	1: yes	Stands as original value	B
5	2: no	-6: No visits or missing response	Stands as original value	.N, valid skip if missing; .C, question should be skipped if marked	F
6	Missing response	Missing response	Stands as original value	Stands as original value	

* Indication of backward coding (B) or forward coding (F).

**Coding Table for Note 10_V3:
H09028A, H09029A**

N10_V3	H09028A is:	H09029A is:	H09028A is coded as:	H09029A is coded as:	*
1	.N, valid skip, or .C, question should be skipped	.N, valid skip, or .C, question should be skipped	Stands as original value	Stands as original value	
2	1: yes	1-3: how much of a problem, missing response	Stands as original value	Stands as original value	
3	1: yes, missing response	-6: No visits	2: no	.C, question should be skipped	B F
4	2: no, missing response	1-3: how much of a problem	1: yes	Stands as original value	B
5	2: no	-6: No visits or missing	Stands as original value	.N, valid skip if missing; .C, question should be skipped if marked	F
6	Missing response	Missing response	Stands as original value	Stands as original value	

* Indication of backward coding (B) or forward coding (F).

**Coding Table for Note 11_V3:
H09039A, H09040A-H09041A**

N11_V3	H09039A is:	H09040A-H09041A are:	H09039A is coded as:	H09040A-H09041A are coded as:	*
1	1: yes	At least one is “marked”, “all are blank” or “blank or don’t know”	Stands as original value	., missing if –6; stand as original value otherwise	F
2	1: yes, -5: don’t know, missing	“Blank or NA”	2: no	.N, valid skip if missing; .C, question should be skipped if marked	B F
3	2: no, -5: don’t know, missing	At least one is “marked” or “blank or don’t know”	1: yes	., missing if –6; stand as original value otherwise	B F
4	2: no	“Blank or NA” or “all are blank”	Stands as original value	.N, valid skip if missing; .C, question should be skipped if marked	F
5	-5: don’t know	“All are blank”	Stands as original value	.N, valid skip if missing	F
6	Missing response	“All are blank”	Stands as original value	Stand as original value	

* Indication of backward coding (B) or forward coding (F).

Definition of “all are blank” in Coding Table for Note 11_V3:
Responses to H09040A-H09041A are all missing.

Definition of “blank or NA” in Coding Table for Note 11_V3:
Responses to H09040A-H09041A are either all not applicable (-6) or a combination of missing and not applicable (-6).

Definition of “blank or don’t know” in Coding Table for Note 11_V3:
Responses to H09040A-H09041A are either all don’t know (-5) or a combination of missing and don’t know (-5).

Definition of “marked” in Coding Table for Note 11_V3:
Any pattern of marks outside the definitions “all are blank,” “blank or NA,” or “blank or don’t know.”

Table for Note 12_V3:
H09042A, H09043A

N12_V3	H09042A is:	H09043A is:	H09042A is coded as:	H09043A is coded as:	*
1	1: yes	1, 2, 3: how much of a problem, missing response	Stands as original value	Stands as original value	
2	1: yes, or missing response	-6: didn't look for information in health plan	2: no	.C, question should be skipped	B F
3	2: no, or missing response	1, 2, 3: how much of a problem	1: yes	Stands as original value	B
4	2: no	Missing, or -6: didn't look for information in health plan	Stands as original value	.N, valid skip if missing; .C, question should be skipped if marked	F
5	Missing response	Missing response	Stands as original value	Stands as original value	

* Indication of backward coding (B) or forward coding (F).

Coding Table for Note 13_V3:
H09044A, H09045A

N13_V3	H09044A is:	H09045A is:	H09044A is coded as:	H09045A is coded as:	*
1	1: yes	1-3: how much of a problem, missing response	Stands as original value	Stands as original value	
2	1: yes, missing response	-6: didn't call health plan	2: no	.C, question should be skipped	B F
3	2: no, missing response	1-3: how much of a problem	1: yes	Stands as original value	B
4	2: no	Missing, or -6: didn't call health plan	Stands as original value	.N, valid skip if missing; .C, question should be skipped if marked	F
5	Missing response	Missing response	Stands as original value	Stands as original value	

* Indication of backward coding (B) or forward coding (F).

Coding Table for Note 14_V3:
H09046A, H09047A

N14_V3	H09046A is:	H09047A is:	H09046A is coded as:	H09047A is coded as:	*
1	1: yes	1-3: how much of a problem, missing response	Stands as original value	Stands as original value	
2	1: yes or missing response	-6: didn't have any experience	2: no	.C, question should be skipped	B F
3	2: no or missing response	1-3: how much of a problem	1: yes	Stands as original value	B
4	2: no	Missing, or -6: didn't have any experience	Stands as original value	.N, valid skip if missing; .C, question should be skipped if marked	F
5	Missing response	Missing response	Stands as original value	Stands as original value	

* Indication of backward coding (B) or forward coding (F).

**Coding Table for Note 15_V3:
H09051--H09055**

N15_V3	H09051 is:	H09052 is:	H09054A is:	H09053-H09055 are:	H09051 is coded as:	H09052 is coded as:	H09054A is coded as:	H09053-H09055 are coded as:	*
1	1: ever smoked	3 or 4: still smoke	Any value	Any value	Stands as original value	Stands as original value	.C, question should be skipped if marked; .N, valid skip if missing	Stand as original value	F
2	1: ever smoked	2: quit	2: quit >1 year ago or -5: don't know	Any value	Stands as original value	Stands as original value	Stands as original value	.C, question should be skipped if marked; .N, valid skip if missing	F
3	1: ever smoked	2: quit	3: quit <1 year ago, missing response	Any value	Stands as original value	Stands as original value	Stands as original value	Stand as original value	
4	1: ever smoked	-5: don't know, missing response	2: quit >1 year ago	Any value	Stands as original value	2: quit	Stands as original value	.C, question should be skipped if marked; .N, valid skip if missing	F B
5	1: ever smoked	-5: don't know, missing response	3: quit <1 year ago	Any value	Stands as original value	2: quit	Stands as original value	Stand as original value	F B
6	1: ever smoked	-5: don't know	-5: don't know, missing response	Any value	Stands as original value	Stands as original value	.C, question should be skipped if marked; .N, valid skip if missing	.C, question should be skipped if marked; .N, valid skip if missing	F
7	1: ever smoked	Missing response	-5: don't know	Any value	Stands as original value	Stands as original value	Stands as original value	.C, question should be skipped if marked; .N, valid skip if missing	F
8	1: ever smoked	Missing response	Missing response	Any value	Stands as original value	Stands as original value	Stands as original value	Stand as original value	

* Indication of backward coding (B) or forward coding (F).

Coding Table for Note 15_V3 continued:

N15_V3	H09051 is:	H09052 is:	H09054A is:	H09053-H09055 are:	H09051 is coded as:	H09052 is coded as:	H09054A is coded as:	H09053-H09055 are coded as:	*
9	2: never, -5: don't know, missing response	3 or 4: still smoke	Any value	Any value	1: ever smoked	Stands as original value	.C, question should be skipped if marked; .N, valid skip if missing	Stand as original value	B F
10	2: never or -5: don't know	2: quit, -5: don't know, or missing response	Any value	Any value	Stands as original value	.C, question should be skipped if marked; .N, valid skip if missing	.C, question should be skipped if marked; .N, valid skip if missing	.C, question should be skipped if marked; .N, valid skip if missing	F
11	Missing response	2: quit	Missing response	2-5: some visits	1: ever smoked	Stands as original value	3: quit <1 year ago	Stand as original value	B
12	Missing response	2: quit, missing response	2: quit >1 year ago, -5: don't know	Any value	Stands as original value	Stands as original value	Stands as original value	.C, question should be skipped if marked; .N, valid skip if missing	F
13	Missing response	2: quit, missing response	3: quit <1 year ago, missing response	2-5: some visits	1: ever smoked	Stands as original value	Stands as original value	Stand as original value	B
14	Missing response	2: quit, missing response	3: quit <1 year ago, missing response	1: none, -6: no visits, missing response	Stands as original value	Stands as original value	Stands as original value	Stand as original value	
15	Missing response	-5: don't know	Any value	Any value	Stands as original value	Stands as original value	.C, question should be skipped if marked; .N, valid skip if missing	.C, question should be skipped if marked; .N, valid skip if missing	F

* Indication of backward coding (B) or forward coding (F).

APPENDIX D

CODING SCHEME AND CODING TABLES – QUARTER II

PAGE IS INTENTIONALLY LEFT BLANK TO ALLOW FOR DOUBLE-SIDED COPYING

QUARTER II

2009 HEALTH CARE SURVEY OF DOD BENEFICIARIES (HCSDB) CODING SCHEME AND CODING TABLES

BASIC SAS AND ASCII/EBCDIC MISSING DATA AND NOT APPLICABLE CODES

SAS		ASCII/EBCDIC	Description
Numeric		Numeric	
.		-9	No response
.O		-7	Out of range error
.N		-6	Not Applicable or valid skip
.D		-5	Scalable response of “Don’t know” or “not sure”
.I		-4	Incomplete grid error
.C		-1	Question should have been skipped.

Missing values ‘.’ and incomplete grids ‘.I’ are encoded prior to implementation of the Coding Scheme Notes (see below).

This document contains coding scheme logic for notes pertaining to both Version 3 (V3) and Version 4 (V4) questionnaires. There are two groups of notes: one for V3 (notes are named with an _V3) and one for V4 (with some V4 notes being common to both versions). The numbers for the V4 notes shown here (1-24) refer to the note numbers used in the V4 coding scheme program. The variables listed throughout are the **final** variable names for both versions, and correspond to the variables used in the V4 coding scheme program. While the logic used for the common notes in the V3 code is identical to that employed in the V4 code, the variable names in the programming code will refer to the original V3 variables or “MPR variable name” shown in the crosswalk. The table below describes the relationship between the common notes and variable names used in this document with the note numbers and variable names used in the V3 coding scheme program.

Note Number in Coding Scheme Document	Variables in Coding Scheme Document (final variable names)	Note Number in V3 Coding Scheme Program	Variable Names in V3 Coding Scheme Program (V3 MPR variable names)
1	H09003-4	1	H09006A-7A
10A1	S09B02-4	10A1	S09B02A-4A
16A1	S09Q01-2	14A1	S09Q01A-2A
16A2	S09Q03-5	14A2	S09Q03A-5A
18	H09053-55	16	H09055A-57A
18A1	S09D01-2,5	16A1	S09D01A-2A,5A
19A	H09056-62	17A	H09058A-61A,63A-65A
19B	H09057-62	17B	H09059A-61A,63A-65A
20	H09058-59	18	H09060A-61A
21	H09060-62	19	H09063A-65A
24	H09071,71A-71E	20	H09070A,H09070AA-70EA

For the V3 notes, again, the variables referenced in this document are the **final** variable names, but in this case (because the variables are specific to V3) the final variable names are the same as the MPR V3 variable names. In other words, they all have the “A” suffixes.

The one exception is N15_V3 which is identical to N17 except for the inclusion of variable H09054A (for which there is no corresponding V4 variable). The other variables for N15_V3 directly correspond to a V4 variable, but the inclusion of H09054A necessitated a note specific to V3. In this document the variables for N15_V3 are referenced based on their final variable names (H09051-H09055 and H09054A), but in the V3 coding scheme program the original V3 MPR variable names (H09052A-H09057A) are used.

**Coding Table for Note 1:
H09003, H09004**

N1	H09003 is:	H09004 is:	H09003 is coded as:	H09004 is coded as:	*
1	1-13, health plan, -5, not sure	Marked or missing response	Stands as original value	Stands as original value	
2	-6, no usage in past 12 months	Marked response	Stands as original value	.C, question should be skipped	F
3	-6, no usage in past 12 months	Missing response	Stands as original value	.N, valid skip	F
4	Missing response	Marked or missing response	Stands as original value	Stands as original value	

* Indication of backward coding (B) or forward coding (F).

**Coding Table for Note 2:
H09006, H09007, H09008**

N2	H09006 is:	H09007-H09008 are:	H09006 is coded as:	H09007-H09008 are coded as:	*
1	1: yes	“All are blank”	Stands as original value	Stand as original value	
2	1: yes or missing response	“Blank or NA”	2: no	.N, valid skip if missing; .C, question should be skipped if marked	B F
3	1: yes	“One marked, and one NA”	Stands as original value	., missing if –6; stand as original value otherwise	F
4	1: yes	At least one is “marked”	Stands as original value	Stand as original value	
5	2: no	“One marked, and one NA”	Stands as original value	.C, question should be skipped if marked	F
6	2: no or missing response	At least one is “marked”	1: yes	., missing if –6; stand as original value otherwise	B F
7	2: no	“All are blank” or “Blank or NA”	Stands as original value	.N, valid skip if missing; .C, question should be skipped if marked	F
8	Missing response	“All are blank”	Stands as original value	Stand as original value	

* Indication of backward coding (B) or forward coding (F).

Definition of “all are blank” in Coding Table for Note 2:
Responses to H09007-H09008 are all missing.

Definition of “Blank or NA” in Coding Table for Note 2:
All of the following are true: H09007-H09008 are a combination of not applicable (-6) or missing.

Definition of “One marked and one NA” in Coding Table for Note 2:
H09007-H09008 have one response marked not applicable (-6) and one marked response (other than not applicable).

Definition of “marked” in Coding Table for Note 2:
Any pattern of marks outside the definitions “all are blank”, “One marked and one NA”, and “Blank or NA.”

**Coding Table for Note 3:
H09009, H09010, H09011**

N3	H09009 is:	H09010-H09011 are:	H09009 is coded as:	H09010-H09011 are coded as:	*
1	1: yes	“All are blank”	Stands as original value	Stand as original value	
2	1:yes or missing response	“Blank or NA”	2: no	.N, valid skip if missing; .C, question should be skipped if marked	B F
3	1: yes	“One marked and one NA”	Stands as original value	., missing if –6; stand as original value otherwise	F
4	1: yes	At least one is “marked”	Stands as original value	Stand as original value	
5	2: no	“One marked and one NA”	Stands as original value	.C, question should be skipped if marked	F
6	2: no or missing response	At least one is “marked”	1: yes	., missing if –6; stand as original value otherwise	B F
7	2: no	“All are blank” or “Blank or NA”	Stands as original value	.N, valid skip if missing; .C, question should be skipped if marked	F
8	Missing response	“All are blank”	Stands as original value	Stand as original value	

* Indication of backward coding (B) or forward coding (F).

Definition of “all are blank” in Coding Table for Note 3:
Responses to H09010-H09011 are all missing.

Definition of “Blank or NA” in Coding Table for Note 3:
All of the following are true: H09010-H09011 are a combination of not applicable (-6) or missing.

Definition of “One marked and one NA” in Coding Table for Note 3:
H09010-H09011 have one response marked not applicable (-6) and one marked response (other than not applicable).

Definition of “marked” in Coding Table for Note 3:
Any pattern of marks outside the definitions “all are blank”, “One marked and one NA”, and “Blank or NA.”

**Coding Table for Note 4:
H09013, H09014-H09018**

N4	H09013 is:	H09014-H09018 are:	H09013 is coded as:	H09014-H09018 are coded as:	*
1	1: None	Any value	Stands as original value	.N, valid skip if missing; .C, question should be skipped if marked	F
2	2-7, or missing response	“Blank or NA”	1: None	.N, valid skip if missing; .C, question should be skipped if marked	B F
3	2-7	At least one is “marked” or “all are blank”	Stands as original value	., missing if –6; stand as original value otherwise	F
4	Missing response	“All are blank”	Stands as original value	Stand as original value	
5	Missing response	At least one is “marked”	Stands as original value	., missing if –6; stand as original value otherwise	F

* Indication of backward coding (B) or forward coding (F).

Definition of “all are blank” in Coding Table for Note 4:
Responses to H09014-H09018 are all missing.

Definition of “blank or NA” in Coding Table for Note 4:
All of the following are true: H09014-H09018 are a combination of not applicable (-6) or missing.

Definition of “marked” in Coding Table for Note 4:
Any pattern of marks outside the definitions “all are blank” and “Blank or NA.”

**Coding Table for Note 5:
H09015, H09016-H09017**

N5	H09015 is:	H09016 is:	H09017 is:	H09015 is coded as:	H09016 is coded as:	H09017 is coded as:	*
1	.N, valid skip, or .C, question should be skipped	.N, valid skip, or .C, question should be skipped	.N, valid skip, or .C, question should be skipped	Stands as original value	Stands as original value	Stands as original value	
2	1: Yes	Any value	Any value	Stands as original value	Stands as original value	Stands as original value	
3	2: No, missing	1: Definitely yes 2: Somewhat yes	Any value	1: Yes	Stands as original value	Stands as original value	B
4	2: No, missing	3: Somewhat no, 4: Definitely no, or missing	1: Definitely yes 2: Somewhat yes	1: Yes	Stands as original value	Stands as original value	B
5	2: No	3: Somewhat no, 4: Definitely no, or missing	3: Somewhat no, 4: Definitely no, or missing	Stands as original value	.N, valid skip if missing; .C, question should be skipped if marked	.N, valid skip if missing; .C, question should be skipped if marked	F
6	Missing response	3: Definitely no, 4: Somewhat no, or missing	3: Definitely no, 4: Somewhat no, or missing	Stands as original value	Stands as original value	Stands as original value	

* Indication of backward coding (B) or forward coding (F).

**Coding Table for Note 6:
H09019, H09020-H09027**

N6	H09019 is:	H09020 is:	H09021- H09026 are:	H09027 is:	H09019 is coded as:	H09020 is coded as:	H09021- H09026 are coded as:	H09027 are coded as:	*
1	1: Yes	Any value	Any value	Any value	Stands as original value	Stands as original value	Stand as original value	., missing if –6; stands as original value otherwise	F
2	2: No, missing	0: none	“All are blank” or “Blank or NA”		2: No	.C, question should be skipped	.N, valid skip if missing; .C, question should be skipped if marked	.N, valid skip	B F
3	2: No, missing	>0: marked	“All are blank” or “Blank or NA”		1: Yes	Stands as original value	Stand as original value	., missing if –6; stands as original value otherwise	B F
4	2: No, missing	Any value	At least one is “marked”		1: Yes	Stands as original value	Stands as original value	., missing if –6; stands as original value otherwise	B F
5	2: No	Any value	“All are blank” or “Blank or NA”		Stands as original value	.N, valid skip if missing; .C, question should be skipped if marked	.N, valid skip if missing; .C, question should be skipped if marked	.N, valid skip if missing; .C, question should be skipped if marked	F
6	Missing response	“All are blank” or “Blank or NA”			Stands as original value	Stands as original value	Stands as original value	Stands as original value	

* Indication of backward coding (B) or forward coding (F).

Definition of “all are blank” in Coding Table for Note 6:
Responses to H09020-H09027 are all missing.

Definition of “blank or NA” in Coding Table for Note 6:
All of the following are true: H09020-H09027 are a combination of not applicable (-6) or missing.

Definition of “marked” in Coding Table for Note 6:
Any pattern of marks outside the definitions “all are blank” and “Blank or NA.”

**Coding Table for Note 7:
H09020, H09021-H09026**

N7	H09020 is:	H09021-H09026 are:	H09020 is coded as:	H09021-H09026 are coded as:	*
1	.N, valid skip, or .C, question should be skipped	.N, valid skip, or .C, question should be skipped	Stands as original value	Stand as original value	
2	0: None	Any value	Stands as original value	.N, valid skip if missing; .C, question should be skipped if marked	F
3	1-6, or missing response	“Blank or NA”	0: None	.N, valid skip if missing; .C, question should be skipped if marked	B F
4	1-6, or missing response	At least one is “marked” or “all are blank”	Stands as original value	., missing if –6; stand as original value otherwise	F

* Indication of backward coding (B) or forward coding (F).

Definition of “all are blank” in Coding Table for Note 7:
Responses to H09021-H09026 are all missing.

Definition of “blank or NA” in Coding Table for Note 7:
All of the following are true: H09021-H09026 are a combination of not applicable (-6) or missing.

Definition of “marked” in Coding Table for Note 7:
Any pattern of marks outside the definitions “all are blank” and “Blank or NA.”

**Coding Table for Note 8:
H09025, H09026**

N8	H09025 is:	H09026 is:	H09025 is coded as:	H09026 is coded as:	*
1	.N, valid skip, or .C, question should be skipped	.N, valid skip, or .C, question should be skipped	Stands as original value	Stands as original value	
2	1: yes	Any value	Stands as original value	Stands as original value	
3	2: no or missing response	1, 2, 3, 4	1: yes	Stands as original value	B
4	2: no	Missing response	Stands as original value	.N, valid skip	F
5	Missing response	Missing response	Stands as original value	Stands as original value	

* Indication of backward coding (B) or forward coding (F).

**Coding Table for Note 9:
H09028, H09029-H09031**

N9	H09028 is:	H09029-H09031 are:	H09028 is coded as:	H09029 is coded as:	H09030-H09031 are coded as:	*
1	1: Yes	Any value	Stands as original value	., missing if -6; stands as original value otherwise	Stand as original value	F
2	2: No, missing	At least one is "marked"	1: Yes	., missing if -6; stands as original value otherwise	Stand as original value	B
3	2: No	"All are blank" or "Blank or NA"	Stands as original value	.N, valid skip if missing; .C, question should be skipped if marked	.N, valid skip if missing; .C, question should be skipped if marked	F
4	Missing response	"Blank or NA"	2: No	.N, valid skip if missing; .C, question should be skipped if marked	.N, valid skip if missing; .C, question should be skipped if marked	B F
5	Missing response	"All are blank"	Stands as original value	Stands as original value	Stand as original value	

* Indication of backward coding (B) or forward coding (F).

Definition of "all are blank" in Coding Table for Note 9:
Responses to H09029-H09031 are all missing.

Definition of "blank or NA" in Coding Table for Note 9:
All of the following are true: H09029 and H09031 are a combination of not applicable (-6) or missing. H09030 is either missing or 0: None.

Definition of "marked" in Coding Table for Note 9:
Any pattern of marks outside the definitions "all are blank" and "Blank or NA."

**Coding Table for Note 10:
H09030, H09031**

N10	H09030 is:	H09031 is:	H09030 is coded as:	H09031 is coded as:	*
1	.N, valid skip, or .C, question should be skipped	.N, valid skip, or .C, question should be skipped	Stands as original value	Stands as original value	
2	1,2,3,4,5	0-10, or missing response	Stands as original value	Stands as original value	
3	1,2,3,4,5 or missing response	-6: didn't need to see a specialist	0: None	.C, question should be skipped	B F
4	0: none	Any value	Stands as original value	.N, valid skip if missing; .C, question should be skipped if marked	F
5	Missing response	0-10, or missing response	Stands as original value	Stands as original value	

* Indication of backward coding (B) or forward coding (F).

**Coding Table for Note 10A1:
S09B02, S09B03-S09B04**

N10A1	S09B02 is:	S09B03-S09B04 are:	S09B02 is coded as:	S09B03-S09B04 are coded as:	*
1	1: yes	Any value	Stands as original value	., missing if -6; stand as original value otherwise	F
2	2: no or missing response	At least one is "marked"	1: yes	Stand as original value	B
3	2: no	"All are blank" or "Blank or NA"	Stands as original value	.N, valid skip if missing; .C, question should be skipped if marked	F
4	Missing response	"Blank or NA"	2: No	.N, valid skip if missing; .C, question should be skipped if marked	B F
5	Missing response	"All are blank"	Stands as original value	Stand as original value	

* Indication of backward coding (B) or forward coding (F).

Definition of "all are blank" in Coding Table for Note 10A1:
Responses to S09B03-S09B04 are all missing or unmarked.

Definition of "Blank or NA" in Coding Table for Note 10A1:
All of the following are true: S09B03-S09B04 are a combination of not applicable (-6) or missing or unmarked.

Definition of "marked" in Coding Table for Note 10A1:
Any pattern of marks outside the definition "all are blank"

**Coding Table for Note 11:
H09032, H09033**

N11	H09032 is:	H09033 is:	H09032 is coded as:	H09033 is coded as:	*
1	1: yes	1, 2, 3, 4, or missing response	Stands as original value	Stands as original value	
2	1: yes or missing response	-6: didn't need care, tests, or treatment	2: No	.C, question should be skipped	B F
3	2: no or missing response	1, 2, 3, 4	1: yes	Stands as original value	B
4	2: no	Missing, or -6: didn't need care, tests, or treatment	Stands as original value	.N, valid skip if missing; .C, question should be skipped if marked	F
5	Missing response	Missing response	Stands as original value	Stands as original value	

* Indication of backward coding (B) or forward coding (F).

**Coding Table for Note 12:
H09035, H09036**

N12	H09035 is:	H09036 is:	H09035 is coded as:	H09036 is coded as:	*
1	1: yes	1-4: how often, or missing response	Stands as original value	Stands as original value	
2	1: yes or missing response	-6: didn't need service or equipment	2: no	.C, question should be skipped	B F
3	2: no or missing response	1-4: how often	1: yes	Stands as original value	B
4	2: no	-6: didn't need service or equipment, or missing response	Stands as original value	.N, valid skip if missing; .C, question should be skipped if marked	F
5	Missing response	Missing response	Stands as original value	Stands as original value	

* Indication of backward coding (B) or forward coding (F).

**Coding Table for Note 13:
H09037, H09038**

N13	H09037 is:	H09038 is:	H09037 is coded as:	H09038 is coded as:	*
1	1: yes	1-4: how often, or missing response	Stands as original value	Stands as original value	
2	1: yes or missing response	-6: didn't need prescription meds	2: no	.C, question should be skipped	B F
3	2: no or missing response	1-4: how often	1: yes	Stands as original value	B
4	2: no	-6: didn't need prescription meds, or missing response	Stands as original value	.N, valid skip if missing; .C, question should be skipped if marked	F
5	Missing response	Missing response	Stands as original value	Stands as original value	

* Indication of backward coding (B) or forward coding (F).

**Coding Table for Note 14:
H09039, H09040-H09041**

N14	H09039 is:	H09040-H09041 are:	H09039 is coded as:	H09040-H09041 are coded as:	*
1	1: Yes	At least one is “marked” or “all are blank”	Stands as original value	., missing if –6; stand as original value otherwise	F
2	1: Yes or missing response	“Blank or NA”	2: No	.N, valid skip if missing; .C, question should be skipped if marked	B F
3	2: No or missing response	At least one is “marked”	1: Yes	., missing if –6; stand as original value otherwise	B F
4	2: No	“All are blank” or “blank or NA”	Stands as original value	.N, valid skip if missing; .C, question should be skipped if marked	F
5	Missing response	“All are blank”	Stands as original value	Stand as original value	

* Indication of backward coding (B) or forward coding (F).

Definition of “all are blank” in Coding Table for Note 14:
Responses to H09040-H09041 are all missing.

Definition of “blank or NA” in Coding Table for Note 14:
All of the following are true: H09040-H09041 are a combination of not applicable (-6) or missing.

Definition of “marked” in Coding Table for Note 14:
Any pattern of marks outside the definitions “all are blank” and “blank or NA.”

**Coding Table for Note 15:
H09042, H09043**

N15	H09042 is:	H09043 is:	H09042 is coded as:	H09043 is coded as:	*
1	1: yes	1-4: how often, or missing response	Stands as original value	Stands as original value	
2	1: yes or missing response	-6: didn’t receive forms to fill out	2: no	.C, question should be skipped	B F
3	2: no or missing response	1-4: how often	1: yes	Stands as original value	B
4	2: no	-6: didn’t receive forms to fill out, or missing response	Stands as original value	.N, valid skip if missing; .C, question should be skipped if marked	F
5	Missing response	Missing response	Stands as original value	Stands as original value	

* Indication of backward coding (B) or forward coding (F).

**Coding Table for Note 16:
H09044, H09045-H09046**

N16	H09044 is:	H09045-H09046 are:	H09044 is coded as:	H09045-H09046 are coded as:	*
1	1: yes	At least one is “marked”, “all are blank” or “blank or don’t know”	Stands as original value	., missing if –6; stand as original value otherwise	F
2	1: yes, -5: don’t know, missing	“Blank or NA” or “NA or don’t know”	2: no	.N, valid skip if missing; .C, question should be skipped if marked	B F
3	2: no, -5: don’t know, missing	At least one is “marked”	1: yes	., missing if –6; stand as original value otherwise	B F
4	2: no	“Blank or NA” or “blank or don’t know” or “NA or don’t know” or “all are blank”	Stands as original value	.N, valid skip if missing; .C, question should be skipped if marked	F
5	-5: don’t know	“Blank or don’t know” or “all are blank”	Stands as original value	.N, valid skip if missing; .C, question should be skipped if marked	F
6	Missing response	“Blank or don’t know” or “all are blank”	Stands as original value	Stand as original value	

* Indication of backward coding (B) or forward coding (F).

Definition of “all are blank” in Coding Table for Note 16:
Responses to H09045-H09046 are all missing.

Definition of “blank or NA” in Coding Table for Note 16:
Responses to H09045-H09046 are either all not applicable (-6) or a combination of missing and not applicable (-6).

Definition of “blank or don’t know” in Coding Table for Note 16:
Responses to H09045-H09046 are either all don’t know (-5) or a combination of missing and don’t know (-5).

Definition of “NA or don’t know” in Coding Table for Note 16:
Responses to H09045-H09046 are a combination of not applicable (-6) and don’t know (-5).

Definition of “marked” in Coding Table for Note 16:
Any pattern of marks outside the definitions “all are blank,” “blank or NA,” “blank or don’t know,” or “NA or don’t know”.

**Coding Table for Note 16A1:
S09Q01, S09Q02**

N16A1	S09Q01 is:	S09Q02 is:	S09Q01 is coded as:	S09Q02 is coded as:	*
1	1: yes	1-4: time since last blood stool test, missing response, or -5: don't know	Stands as original value	Stands as original value	
2	1: yes, or missing response	-6: never had a blood stool test	2: No	.C question should be skipped	B F
3	2: no, -5: don't know, or missing response	1-4: time since last blood stool test	1: yes	Stands as original value	B
4	2: no, -5: don't know	Missing, -6: never had a blood stool test, or -5: don't know	Stands as original value	.N, valid skip if missing, .C, question should be skipped if marked	F
5	Missing response	Missing response, or -5: don't know	Stands as original value	Stands as original value	

* Indication of backward coding (B) or forward coding (F).

**Coding Table for Note 16A2:
S09Q03, S09Q04-S09Q05**

N16A2	S09Q03 is:	S09Q04-S09Q05 are:	S09Q03 Is coded as:	S09Q04-S09Q05 are coded as:	*
1	1: yes	At least one is "marked", "all are blank" or "blank or don't know"	Stands as original value	Stand as original value	F
2	1: yes, -5: don't know, missing	"Blank or NA"	2: no	.N, valid skip if missing; .C, question should be skipped if marked	B F
3	2: no, -5: don't know, missing	At least one is "marked" or "blank or don't know"	1: yes	Stand as original value	B F
4	2: no	"Blank or NA" or "all are blank"	Stands as original value	.N, valid skip if missing; .C, question should be skipped if marked	F
5	-5: don't know	"All are blank"	Stands as original value	.N, valid skip if missing	F
6	Missing response	"All are blank"	Stands as original value	Stand as original value	

* Indication of backward coding (B) or forward coding (F).

Definition of "all are blank" in Coding Table for Note 16A2:
Responses to S09Q04-S09Q05 are all missing.

Definition of "blank or NA" in Coding Table for Note 16A2:
Responses to S09Q04-S09Q05 are either all not applicable (-6) or a combination of missing and not applicable (-6).

Definition of "blank or don't know" in Coding Table for Note 16A2:
Responses to S09Q04-S09Q05 are either all don't know (-5) or a combination of missing and don't know (-5).

Definition of "marked" in Coding Table for Note 16A2:
Any pattern of marks outside the definitions "all are blank," "blank or NA," or "blank or don't know."

**Coding Table for Note 17:
H09051--H09055**

N17	H09051 is:	H09052 is:	H09053- H09055 are:	H09051 is coded as:	H09052 is coded as:	H09053- H09055 are coded as:	*
1	1: ever smoked	3 or 4: still smoke	Any value	Stands as original value	Stands as original value	Stand as original value	
2	1: ever smoked	2: quit, -5: don't know	Any value	Stands as original value	Stands as original value	.C, question should be skipped if marked; .N, valid skip if missing	F
3	1: ever smoked	Missing response	Any value	Stands as original value	Stands as original value	Stand as original value	
4	2: never, -5: don't know, missing response	3 or 4: still smoke	Any value	1: ever smoked	Stands as original value	Stand as original value	B
5	2: never or -5: don't know	2: quit, -5: don't know, or missing response	Any value	Stands as original value	.C, question should be skipped if marked; .N, valid skip if missing	.C, question should be skipped if marked; .N, valid skip if missing	F
6	Missing response	2: quit, missing response	Any = 2- 5: some visits	1: ever smoked	Stands as original value	Stand as original value	B
7	Missing response	2: quit, missing response	All = 1: None, -6: No visits, or missing	Stands as original value	Stands as original value	Stands as original value	
8	Missing response	-5: don't know	Any value	Stands as original value	Stands as original value	.C, question should be skipped if marked; .N, valid skip if missing	F

* Indication of backward coding (B) or forward coding (F).

**Coding Table for Note 18:
H09053, H09054-H09055**

N18	H09053 is:	H09054 is:	H09055 is:	H09053 is coded as:	H09054 is coded as:	H09055 is coded as:	*
1	.N: No doctor visits	Any value	Any value	Stands as original value	.C, question should be skipped if marked; .N: No doctor visits, otherwise	.C, question should be skipped if marked; .N: No doctor visits, otherwise	F
2	.C: Should be skipped	Any value	Any value	Stands as original value	Stands as original value	Stands as original value	
3	1: None	.N: No doctor visits	.N: No doctor visits	Stands as original value	1: None	1: None	F
4	1: None	.N: No doctor visits	1-5, missing	Stands as original value	1: None	Stands as original value	F
5	1: None	1-5, missing	.N: No doctor visits	Stands as original value	Stands as original value	1: None	F
6	2-5: Visits, missing	.N: No doctor visits	.N: No doctor visits	Stands as original value	.:Missing	.:Missing	F
7	2-5: Visits, missing	.N: No doctor visits	1-5, missing	Stands as original value	.:Missing	Stands as original value	F
8	2-5: Visits, missing	1-5, missing	.N: No doctor visits	Stands as original value	Stands as original value	.:Missing	F
9	1-5: 0 or more visits	More visits than indicated by H09053	More visits than indicated by H09053	Stands as original value	H09053	H09053	F
10	1-5: 0 or more visits	More visits than indicated by H09053	Same or fewer visits than indicated by H09053 or missing	Stands as original value	H09053	Stands as original value	F
11	1-5: 0 or more visits	Same or fewer visits than indicated by H09053 or missing	More visits than indicated by H09053	Stands as original value	Stands as original value	H09053	F
12	1-5: 0 or more visits	Same or fewer visits than indicated by H09053 or missing	Same or fewer visits than indicated by H09053 or missing	Stands as original value	Stands as original value	Stands as original value	
13	Missing	1-5, missing	1-5, missing	Stands as original value	Stands as original value	Stands as original value	

* Indication of backward coding (B) or forward coding (F).

**Coding Table for Note 18A1:
S09D01, S09D02, S09D05**

N18A1	S09D01 is:	S09D02 is:	S09D05 is:	S09D01 is coded as:	S09D02 is coded as:	S09D05 is coded as:	*
1	1: Yes	1:Every day, 2:Some days, missing	Any value	Stands as original value	Stands as original value	Stands as original value	
2	1: Yes, missing	3: Not at all	Any value	Stands as original value	Stands as original value	.C, question should be skipped if marked; .N, valid skip if missing	F
3	2: No, -5: don't know, missing	1:Every day, 2:Some days	Any value	1:Yes	Stands as original value	Stands as original value	B
4	2: No, -5: don't know	3:Not at all, missing	Any value	Stands as original value	.C, question should be skipped if marked; .N, valid skip if missing	.C, question should be skipped if marked; .N, valid skip if missing	F
5	Missing	Missing	Any value	Stands as original value	Stands as original value	Stands as original value	

* Indication of backward coding (B) or forward coding (F).

Coding Table for Note 19:

Note 19 (Part a)

H09056, SEX, XSEXA, H09057-H09062

N19A	H09056 is :	SEX is:	H09057--H09062 are:	XSEXA is coded as:
1	Missing response	F	Any marked	2, female
2	Missing response	F	All missing	2, female
3	Missing response	M	Any marked	1, male
4	Missing response	M	All missing	1, male
5	Missing response	Z, missing	Any marked	2, female
6	Missing response	Z	All missing	., missing value
7	Missing response	Missing	All missing	., missing value
8	1, male	Any value	All missing	1, male
9	1, male	F	Any marked	2, female
10	1, male	M, Z, or missing	Any marked	1, male
11	2, female	Any value	Any marked	2, female
12	2, female	M	All missing	1, male
13	2, female	F, Z, or missing	All missing	2, female

SEX (PNSEXCD) is the gender from the DEERS file. This variable is not used to override questionnaire responses, but to clear up any omissions or discrepancies in the responses.

XSEXA is the recoded gender variable after taking into account the self-reported response (H09056), any responses to gender-specific questions, and the gender of the sample beneficiary from DEERS.

Note 19 (Part B):

XSEXA, H09057 - H09062

N19B	XSEXA is:	H09057--H09062 are:	H09057--H09062 are coded as:	*
1	1: Male	"All are blank"	.N, valid skip	F
2	1: Male	At least one is "marked"	.N, valid skip if missing; .C, question should be skipped if marked	F
3	2: Female	"All are blank" or at least one is "marked"	Stand as original value	
4	Missing	"All are blank" or at least one is "marked"	Missing value	F

* Indication of backward coding (B) or forward coding (F).

Definition of "all are blank" in Coding Table for Note 19b:
All variables H09057--H09062 are missing.

Definition of "marked" in Coding Table for Note 19b:
Any pattern of marks outside the definition "all are blank."

Coding Table for Note 20
XSEXA, AGE, H09058, H09059

N20	XSEXA is:	AGE is:	H09058 is:	H09059 is:	H09058 is coded as:	H09059 is coded as:	*
1	1: Male	Any value	.C, question should be skipped, or .N, valid skip	C, question should be skipped, or .N, valid skip	Stands as original value	Stands as original value	
2	2: Female	Any value	2: 40 or over	Any value	Stands as original value	Stands as original value	
3	2: Female	Any value	1: under 40	Any value	Stands as original value	.N, valid skip if missing; .C, question should be skipped if marked	F
4	2: Female	Any value	Missing	Marked	2: >= 40	Stands as original value	B
5	2: Female	< 40	Missing	Missing	1: < 40	.N, valid skip	F B
6	2: Female	>=40	Missing	Missing	2: >= 40	Stands as original value	B
7	2: Female	Missing	Missing	Missing	Stands as original value	Stands as original value	
8	Missing	Any value	Missing	Missing	Stands as original value	Stands as original value	

* Indication of backward coding (B) or forward coding (F).

AGE (DAGEQY) is from the DEERS file. This variable is not used to override questionnaire responses, but to clear up any omissions or discrepancies in the responses.

**Coding Table for Note 21:
XSEXa, H09060, H09061, H09062**

N21	XSEXa is:	H09060 is:	H09061 is:	H09062 is:	H09060 is coded as:	H09061 is coded as:	H09062 is coded as:	*
1	1: Male	Any value	Any value	Any value	Stands as original value	Stands as original value	Stands as original value	
2	2: Female	1: pregnant now	1: first trimester	Any value	Stands as original value	Stands as original value	.N, valid skip if missing; .C, question should be skipped if marked	F
3	2: Female	1: pregnant now	2: second trimester	2: third trimester	Stands as original value	Stands as original value	∴ missing value	F
4	2: Female	1: pregnant now	2: second trimester	4: first trimester, 3: second trimester, 1: Did not receive prenatal care, or missing	Stands as original value	Stands as original value	Stands as original value	
5	2: Female	1: pregnant now	3: third trimester, missing response	Any value	Stands as original value	Stands as original value	Stands as original value	
6	2: Female	2: pregnant in last 12 months	Any value	Any value	Stands as original value	.N, valid skip if missing; .C, question should be skipped if marked	Stands as original value	F
7	2: Female	3: not pregnant in past 12 months	Any value	Any value	Stands as original value	.N, valid skip if missing; .C, question should be skipped if marked	.N, valid skip if missing; .C, question should be skipped if marked	F
8	2: Female	Missing response	1: first trimester	Any value	1: pregnant now	Stands as original value	.N, valid skip if missing; .C, question should be skipped if marked	B F

* Indication of backward coding (B) or forward coding (F).

Coding Table for Note 21 continued:

N21	XSEXA is:	H09060 is:	H09061 is:	H09062 is:	H09060 is coded as:	H09061 is coded as:	H09062 is coded as:	*
9	2: Female	Missing response	2: second trimester	2: third trimester	1: pregnant now	Stands as original value	∴ missing value	B F
10	2: Female	Missing response	2: second trimester	4: first trimester, 3: second trimester, 1: Did not receive prenatal care, or missing	1: pregnant now	Stands as original value	Stands as original value	B
11	2: Female	Missing response	3: third trimester	Any value	1: pregnant now	Stands as original value	Stands as original value	B
12	2: Female	Missing response	Missing response	Any value	Stands as original value	Stands as original value	Stands as original value	F
13	Missing	Missing response	Marked, missing response	Any value	Stands as original value	Stands as original value	Stands as original value	

* Indication of backward coding (B) or forward coding (F).

**Coding Table for Note 22:
H09065, H09066**

N22	H09065 is:	H09066 is:	H09065 is coded as:	H09066 is coded as:	*
1	1: yes	Any value	Stands as original value	Stands as original value	
2	2: no or missing response	1: yes or 2: no	1: yes	Stands as original value	B
3	2: no	Missing response	Stands as original value	.N, valid skip	F
4	Missing response	Missing response	Stands as original value	Stands as original value	

* Indication of backward coding (B) or forward coding (F).

**Coding Table for Note 23:
H09067, H09068**

N23	H09067 is:	H09068 is:	H09067 is coded as:	H09068 is coded as:	*
1	1: yes	Any value	Stands as original value	Stands as original value	
2	2: no or missing response	1: yes or 2: no	1: yes	Stands as original value	B
3	2: no	Missing response	Stands as original value	.N, valid skip	F
4	Missing response	Missing response	Stands as original value	Stands as original value	

* Indication of backward coding (B) or forward coding (F).

**Coding Table for Note 24:
H09071, H09071A-H09071E**

N24	H09071A is:	H09071B is:	H09071C is:	H09071D is:	H09071E is:	H09071 is coded as:	H09071A-E are coded as:	*
1	Any value	1: Marked	Any value	Any value	Any value	2: Yes, Mexican, Mexican American, Chicano	Stand as original value	F
2	Any value	2: Unmarked	Any value	Any value	1: Marked	5: Yes, other Spanish, Hispanic, or Latino	Stand as original value	F
3	Any value	2: Unmarked	1: Marked	Any value	2: Unmarked	3: Yes, Puerto Rican	Stand as original value	F
4	Any value	2: Unmarked	2: Unmarked	1: Marked	2: Unmarked	4: Yes, Cuban	Stand as original value	F
5	1: Marked	2: Unmarked	2: Unmarked	2: Unmarked	2: Unmarked	1: No, not Spanish, Hispanic, or Latino	Stand as original value	F
6	2: Unmarked	2: Unmarked	2: Unmarked	2: Unmarked	2: Unmarked	∴ Missing	Stand as original value	F

* Indication of backward coding (B) or forward coding (F).

Coding Table for Note 2_V3:
H09008A, H09009A, H09010A, H09011A

N2_V3	H09008A is:	H09009A is:	H09010A is:	H09011A is:	H09008A is coded as:	H09009A is coded as:	H09010A is coded as:	H09011A is coded as:	*
1	1: yes or missing response	-6: Don't have a personal Dr	Any value	Any value	2: no	.C, question should be skipped	.N, valid skip if missing; .C, question should be skipped, if marked	Stands as original value	B F
2	1: yes	0-10 or missing response	1: yes	1-3	Stands as original value	Stands as original value	Stands as original value	.C, question should be skipped	F
3	1: yes	0-10 or missing response	Missing response	1-3	Stands as original value	Stands as original value	2: no	Stands as original value	B
4	1: yes	0-10 or missing response	1: yes	Missing response	Stands as original value	Stands as original value	Stands as original value	.N, valid skip	F
5	1: yes	0-10 or missing response	2: no	Any value	Stands as original value	Stands as original value	Stands as original value	Stands as original value	
6	1: yes	0-10 or missing response	Missing response	Missing response	Stands as original value	Stands as original value	Stands as original value	Stands as original value	
7	2: no or missing response	0-10	1: yes	1-3	1: yes	Stands as original value	Stands as original value	.C, question should be skipped	B F
8	2: no or missing response	0-10	Missing response	1-3	1: yes	Stands as original value	Stands as original value	Stands as original value	B
9	2: no or missing response	0-10	Missing response	Missing response	1: yes	Stands as original value	Stands as original value	Stands as original value	B
10	2: no	Missing response	1: yes	1-3	Stands as original value	.N, valid skip if missing	.C, question should be skipped	Stands as original value	F
11	2: no	-6: Don't have a personal Dr	Any value	Any value	Stands as original value	.C, question should be skipped if marked	.N, valid skip if missing; .C, question should be skipped if marked	Stands as original value	B F

Coding Table for Note 2_V3 continued:

N2_V3	H09008A is:	H09009A is:	H09010A is:	H09011A is:	H09008A is coded as:	H09009A is coded as:	H09010A is coded as:	H09011A is coded as:	*
12	2: no or missing response	0-10 or missing	1: yes	Missing	1: yes	Stands as original value	Stands as original value	.N, valid skip	B F
13	2: no or missing response	0-10 or missing	2: no	Any value	1: yes	Stands as original value	Stands as original value	Stands as original value	B
14	2: no	Missing response	Missing response	Any value	Stands as original value	.N, valid skip	.N, valid skip	Stands as original value	F
15	Missing response	Missing response	1: yes	1-3	1: yes	Stands as original value	Stands as original value	.C, question should be skipped	B F
16	Missing response	Missing response	Missing response	Any value	Stands as original value	Stands as original value	Stands as original value	Stands as original value	

* Indication of backward coding (B) or forward coding (F).

**Coding Table for Note 3_V3:
H09012A, H09013A**

N3_V3	H09012A is:	H09013A is:	H09012A is coded as:	H09013A is coded as:	*
1	1: yes	1, 2, 3, or missing response	Stands as original value	Stands as original value	
2	1: yes or missing response	-6: didn't need to see a specialist	2: No	.C, question should be skipped	B F
3	2: no or missing response	1, 2, 3	1: yes	Stands as original value	B
4	2: no	Missing, or -6: didn't need to see a specialist	Stands as original value	.N, valid skip if missing; .C, question should be skipped if Marked	F
5	Missing response	Missing response	Stands as original value	Stands as original value	

* Indication of backward coding (B) or forward coding (F).

**Coding Table for Note 4_V3:
H09014A, H09015A**

N4_V3	H09014A is:	H09015A is:	H09014A is coded as:	H09015A is coded as:	*
1	1: yes	0-10, or missing response	Stands as original value	Stands as original value	
2	1: yes or missing response	-6: didn't need to see a specialist	2: No	.C, question should be skipped	B F
3	2: no or missing response	0-10	1: yes	Stands as original value	B
4	2: no	Missing, or -6: didn't need to see a specialist	Stands as original value	.N, valid skip if missing; .C, question should be skipped if Marked	F
5	Missing response	Missing response	Stands as original value	Stands as original value	

* Indication of backward coding (B) or forward coding (F).

**Coding Table for Note 5_V3:
H09016A, H09017A**

N5_V3	H09016A is:	H09017A is:	H09016A is coded as:	H09017A is coded as:	*
1	1: yes	1-4: how often, or missing response	Stands as original value	Stands as original value	
2	1: yes or missing response	-6: no calls	2: no	.C, question should be skipped	B F
3	2: no or missing response	1-4: how often	1: yes	Stands as original value	B
4	2: no	-6: no calls or missing	Stands as original value	.N, valid skip if missing; .C, question should be skipped if marked	F
5	Missing response	Missing response	Stands as original value	Stands as original value	

* Indication of backward coding (B) or forward coding (F).

**Coding Table for Note 6_V3:
H09018A, H09019A, H09020A**

N6_V3	H09018A is:	H09019A-H09020A are:	H09018A is coded as:	H09019A-H09020A are coded as:	*
1	1: yes	“All are blank”	Stands as original value	Stand as original value	
2	1: yes or missing response	“Blank or NA”	2: no	.N, valid skip if missing; .C, question should be skipped if marked	B F
3	1: yes	“One marked, and one NA”	Stands as original value	.. missing if –6; stand as original value otherwise	F
4	1: yes	At least one is “marked”	Stands as original value	Stand as original value	
5	2: no	“One marked, and one NA”	Stands as original value	.C, question should be skipped if marked	F
6	2: no or missing response	At least one is “marked”	1: yes	.. missing if –6; stand as original value otherwise	B F
7	2: no	“All are blank” or “Blank or NA”	Stands as original value	.N, valid skip if missing; .C, question should be skipped if marked	F
8	Missing response	“All are blank”	Stands as original value	Stand as original value	

* Indication of backward coding (B) or forward coding (F).

Definition of “all are blank” in Coding Table for Note 6_V3:

Responses to H09019A-H09020A are all missing.

Definition of “Blank or NA” in Coding Table for Note 6_V3:

All of the following are true: H09019A-H09020A are a combination of not applicable (-6) or missing.

Definition of “One marked and one NA” in Coding Table for Note 6_V3:

H09019A-H09020A have one response marked not applicable (-6) and one marked response (other than not applicable).

Definition of “marked” in Coding Table for Note 6_V3:

Any pattern of marks outside the definitions “all are blank”, “One marked and one NA”, and “Blank or NA.”

**Coding Table for Note 7_V3:
H09021A, H09022A, H09023A**

N7_V3	H09021A is:	H09022A-H09023A are:	H09021A is coded as:	H09022A-H09023A are coded as:	*
1	1: yes	“All are blank”	Stands as original value	Stand as original value	
2	1:yes or missing response	“Blank or NA”	2: no	.N, valid skip if missing; .C, question should be skipped if marked	B F
3	1: yes	“One marked and one NA”	Stands as original value	., missing if –6; stand as original value otherwise	F
4	1: yes	At least one is “marked”	Stands as original value	Stand as original value	
5	2: no	“One marked and one NA”	Stands as original value	.C, question should be skipped if marked	F
6	2: no or missing response	At least one is “marked”	1: yes	., missing if –6; stand as original value otherwise	B F
7	2: no	“All are blank” or “Blank or NA”	Stands as original value	.N, valid skip if missing; .C, question should be skipped if marked	F
8	Missing response	“All are blank”	Stands as original value	Stand as original value	

* Indication of backward coding (B) or forward coding (F).

Definition of “all are blank” in Coding Table for Note 7_V3:
Responses to H09022A-H09023A are all missing.

Definition of “Blank or NA” in Coding Table for Note 7_V3:
All of the following are true: H09022A-H09023A are a combination of not applicable (-6) or missing.

Definition of “One marked and one NA” in Coding Table for Note 7_V3:
H09022A-H09023A have one response marked not applicable (-6) and one marked response (other than not applicable).

Definition of “marked” in Coding Table for Note 7_V3:
Any pattern of marks outside the definitions “all are blank”, “One marked and one NA”, and “Blank or NA.”

**Coding Table for Note 8_V3:
H09025A, H09026A-H09037A**

N8_V3	H09025A is:	H09026A-H09037A are:	H09025A is coded as:	H09026A-H09037A are coded as:	*
1	1: None	Any value	Stands as original value	.N, valid skip if missing; .C, question should be skipped if marked	F
2	2-7, or missing response	“Blank or NA”	1: None	.N, valid skip if missing; .C, question should be skipped if marked	B F
3	2-7	At least one is “marked” or “all are blank”	Stands as original value	., missing if –6; stand as original value otherwise	F
4	Missing response	“All are blank”	Stands as original value	Stand as original value	
5	Missing response	At least one is “marked”	Stands as original value	., missing if –6; stand as original value otherwise	F

* Indication of backward coding (B) or forward coding (F).

Definition of “all are blank” in Coding Table for Note 8_V3:
Responses to H09026A-H09037A are all missing.

Definition of “blank or NA” in Coding Table for Note 8_V3:
All of the following are true: H09026A-H09037A are a combination of not applicable (-6) or missing.

Definition of “marked” in Coding Table for Note 8_V3:
Any pattern of marks outside the definitions “all are blank” and “Blank or NA.”

**Coding Table for Note 9_V3:
H09026A, H09027A**

N9_V3	H09026A is:	H09027A is:	H09026A is coded as:	H09027A is coded as:	*
1	.N, valid skip, or .C, question should be skipped	.N, valid skip, or .C, question should be skipped	Stands as original value	Stands as original value	
2	1: yes	1-3: how much of a problem, missing response	Stands as original value	Stands as original value	
3	1: yes, missing response	-6: No visits	2: no	.C, question should be skipped	B F
4	2: no, missing response	1-3: how much of a problem	1: yes	Stands as original value	B
5	2: no	-6: No visits or missing response	Stands as original value	.N, valid skip if missing; .C, question should be skipped if marked	F
6	Missing response	Missing response	Stands as original value	Stands as original value	

* Indication of backward coding (B) or forward coding (F).

**Coding Table for Note 10_V3:
H09028A, H09029A**

N10_V3	H09028A is:	H09029A is:	H09028A is coded as:	H09029A is coded as:	*
1	.N, valid skip, or .C, question should be skipped	.N, valid skip, or .C, question should be skipped	Stands as original value	Stands as original value	
2	1: yes	1-3: how much of a problem, missing response	Stands as original value	Stands as original value	
3	1: yes, missing response	-6: No visits	2: no	.C, question should be skipped	B F
4	2: no, missing response	1-3: how much of a problem	1: yes	Stands as original value	B
5	2: no	-6: No visits or missing	Stands as original value	.N, valid skip if missing; .C, question should be skipped if marked	F
6	Missing response	Missing response	Stands as original value	Stands as original value	

* Indication of backward coding (B) or forward coding (F).

**Coding Table for Note 11_V3:
H09039A, H09040A-H09041A**

N11_V3	H09039A is:	H09040A-H09041A are:	H09039A is coded as:	H09040A-H09041A are coded as:	*
1	1: yes	At least one is “marked”, “all are blank” or “blank or don’t know”	Stands as original value	., missing if –6; stand as original value otherwise	F
2	1: yes, -5: don’t know, missing	“Blank or NA” or “NA or don’t know”	2: no	.N, valid skip if missing; .C, question should be skipped if marked	B F
3	2: no, -5: don’t know, missing	At least one is “marked”	1: yes	., missing if –6; stand as original value otherwise	B F
4	2: no	“Blank or NA” or “blank or don’t know” or “NA or don’t know” or “all are blank”	Stands as original value	.N, valid skip if missing; .C, question should be skipped if marked	F
5	-5: don’t know	“Blank or don’t know” or “all are blank”	Stands as original value	.N, valid skip if missing; .C, question should be skipped if marked	F
6	Missing response	“Blank or don’t know” or “all are blank”	Stands as original value	Stand as original value	

* Indication of backward coding (B) or forward coding (F).

Definition of “all are blank” in Coding Table for Note 11_V3:
Responses to H09040A-H09041A are all missing.

Definition of “blank or NA” in Coding Table for Note 11_V3:
Responses to H09040A-H09041A are either all not applicable (-6) or a combination of missing and not applicable (-6).

Definition of “blank or don’t know” in Coding Table for Note 11_V3:
Responses to H09040A-H09041A are either all don’t know (-5) or a combination of missing and don’t know (-5).

Definition of “NA or don’t know” in Coding Table for Note 11_V3:
Responses to H09040A-H09041A are a combination of not applicable (-6) and don’t know (-5).

Definition of “marked” in Coding Table for Note 11_V3:
Any pattern of marks outside the definitions “all are blank,” “blank or NA,” “blank or don’t know,” or “NA or don’t know”.

Table for Note 12_V3:
H09042A, H09043A

N12_V3	H09042A is:	H09043A is:	H09042A is coded as:	H09043A is coded as:	*
1	1: yes	1, 2, 3: how much of a problem, missing response	Stands as original value	Stands as original value	
2	1: yes, or missing response	-6: didn't look for information in health plan	2: no	.C, question should be skipped	B F
3	2: no, or missing response	1, 2, 3: how much of a problem	1: yes	Stands as original value	B
4	2: no	Missing, or -6: didn't look for information in health plan	Stands as original value	.N, valid skip if missing; .C, question should be skipped if marked	F
5	Missing response	Missing response	Stands as original value	Stands as original value	

* Indication of backward coding (B) or forward coding (F).

Coding Table for Note 13_V3:
H09044A, H09045A

N13_V3	H09044A is:	H09045A is:	H09044A is coded as:	H09045A is coded as:	*
1	1: yes	1-3: how much of a problem, missing response	Stands as original value	Stands as original value	
2	1: yes, missing response	-6: didn't call health plan	2: no	.C, question should be skipped	B F
3	2: no, missing response	1-3: how much of a problem	1: yes	Stands as original value	B
4	2: no	Missing, or -6: didn't call health plan	Stands as original value	.N, valid skip if missing; .C, question should be skipped if marked	F
5	Missing response	Missing response	Stands as original value	Stands as original value	

* Indication of backward coding (B) or forward coding (F).

Coding Table for Note 14_V3:
H09046A, H09047A

N14_V3	H09046A is:	H09047A is:	H09046A is coded as:	H09047A is coded as:	*
1	1: yes	1-3: how much of a problem, missing response	Stands as original value	Stands as original value	
2	1: yes or missing response	-6: didn't have any experience	2: no	.C, question should be skipped	B F
3	2: no or missing response	1-3: how much of a problem	1: yes	Stands as original value	B
4	2: no	Missing, or -6: didn't have any experience	Stands as original value	.N, valid skip if missing; .C, question should be skipped if marked	F
5	Missing response	Missing response	Stands as original value	Stands as original value	

* Indication of backward coding (B) or forward coding (F).

Coding Table for Note 15_V3:
H09051--H09055, H09054A

N15_V3	H09051 is:	H09052 is:	H09054A is:	H09053-H09055 are:	H09051 is coded as:	H09052 is coded as:	H09054A is coded as:	H09053-H09055 are coded as:	*
1	1: ever smoked	3 or 4: still smoke	Any value	Any value	Stands as original value	Stands as original value	.C, question should be skipped if marked; .N, valid skip if missing	Stand as original value	F
2	1: ever smoked	2: quit	2: quit >1 year ago or -5: don't know	Any value	Stands as original value	Stands as original value	Stands as original value	.C, question should be skipped if marked; .N, valid skip if missing	F
3	1: ever smoked	2: quit	3: quit <1 year ago, missing response	Any value	Stands as original value	Stands as original value	Stands as original value	Stand as original value	
4	1: ever smoked	-5: don't know, missing response	2: quit >1 year ago	Any value	Stands as original value	2: quit	Stands as original value	.C, question should be skipped if marked; .N, valid skip if missing	F B
5	1: ever smoked	-5: don't know, missing response	3: quit <1 year ago	Any value	Stands as original value	2: quit	Stands as original value	Stand as original value	F B
6	1: ever smoked	-5: don't know	-5: don't know, missing response	Any value	Stands as original value	Stands as original value	.C, question should be skipped if marked; .N, valid skip if missing	.C, question should be skipped if marked; .N, valid skip if missing	F
7	1: ever smoked	Missing response	-5: don't know	Any value	Stands as original value	Stands as original value	Stands as original value	.C, question should be skipped if marked; .N, valid skip if missing	F
8	1: ever smoked	Missing response	Missing response	Any value	Stands as original value	Stands as original value	Stands as original value	Stand as original value	

* Indication of backward coding (B) or forward coding (F).

Coding Table for Note 15_V3 continued:

N15_V3	H09051 is:	H09052 is:	H09054A is:	H09053-H09055 are:	H09051 is coded as:	H09052 is coded as:	H09054A is coded as:	H09053-H09055 are coded as:	*
9	2: never, -5: don't know, missing response	3 or 4: still smoke	Any value	Any value	1: ever smoked	Stands as original value	.C, question should be skipped if marked; .N, valid skip if missing	Stand as original value	B F
10	2: never or -5: don't know	2: quit, -5: don't know, or missing response	Any value	Any value	Stands as original value	.C, question should be skipped if marked; .N, valid skip if missing	.C, question should be skipped if marked; .N, valid skip if missing	.C, question should be skipped if marked; .N, valid skip if missing	F
11	Missing response	2: quit	Missing response	2-5: some visits	1: ever smoked	Stands as original value	3: quit <1 year ago	Stand as original value	B
12	Missing response	2: quit, missing response	2: quit >1 year ago, -5: don't know	Any value	Stands as original value	Stands as original value	Stands as original value	.C, question should be skipped if marked; .N, valid skip if missing	F
13	Missing response	2: quit, missing response	3: quit <1 year ago, missing response	2-5: some visits	1: ever smoked	Stands as original value	Stands as original value	Stand as original value	B
14	Missing response	2: quit, missing response	3: quit <1 year ago, missing response	1: none, -6: no visits, missing response	Stands as original value	Stands as original value	Stands as original value	Stand as original value	
15	Missing response	-5: don't know	Any value	Any value	Stands as original value	Stands as original value	.C, question should be skipped if marked; .N, valid skip if missing	.C, question should be skipped if marked; .N, valid skip if missing	F

* Indication of backward coding (B) or forward coding (F).

PAGE IS INTENTIONALLY LEFT BLANK TO ALLOW FOR DOUBLE-SIDED COPYING

APPENDIX D

CODING SCHEME AND CODING TABLES – QUARTER III

PAGE IS INTENTIONALLY LEFT BLANK TO ALLOW FOR DOUBLE-SIDED COPYING

QUARTER III

2009 HEALTH CARE SURVEY OF DOD BENEFICIARIES (HCSDB) CODING SCHEME AND CODING TABLES

BASIC SAS AND ASCII/EBCDIC MISSING DATA AND NOT APPLICABLE CODES

<hr/>		Description
SAS	ASCII/EBCDIC	
Numeric	Numeric	
.	-9	No response
.O	-7	Out of range error
.N	-6	Not Applicable or valid skip
.D	-5	Scalable response of “Don’t know” or “not sure”
.I	-4	Incomplete grid error
.C	-1	Question should have been skipped.

Missing values ‘.’ and incomplete grids ‘.I’ are encoded prior to implementation of the Coding Scheme Notes (see below).

**Coding Table for Note 1:
H09003, H09004**

N1	H09003 is:	H09004 is:	H09003 is coded as:	H09004 is coded as:	*
1	1-13, health plan, -5, not sure	Marked or missing response	Stands as original value	Stands as original value	
2	-6, no usage in past 12 months	Marked response	Stands as original value	.C, question should be skipped	F
3	-6, no usage in past 12 months	Missing response	Stands as original value	.N, valid skip	F
4	Missing response	Marked or missing response	Stands as original value	Stands as original value	

* Indication of backward coding (B) or forward coding (F).

**Coding Table for Note 2:
H09006, H09007, H09008**

N2	H09006 is:	H09007-H09008 are:	H09006 is coded as:	H09007-H09008 are coded as:	*
1	1: yes	“All are blank”	Stands as original value	Stand as original value	
2	1: yes or missing response	“Blank or NA”	2: no	.N, valid skip if missing; .C, question should be skipped if marked	B F
3	1: yes	“One marked, and one NA”	Stands as original value	., missing if –6; stand as original value otherwise	F
4	1: yes	At least one is “marked”	Stands as original value	Stand as original value	
5	2: no	“One marked, and one NA”	Stands as original value	.C, question should be skipped if marked	F
6	2: no or missing response	At least one is “marked”	1: yes	., missing if –6; stand as original value otherwise	B F
7	2: no	“All are blank” or “Blank or NA”	Stands as original value	.N, valid skip if missing; .C, question should be skipped if marked	F
8	Missing response	“All are blank”	Stands as original value	Stand as original value	

* Indication of backward coding (B) or forward coding (F).

Definition of “all are blank” in Coding Table for Note 2:
Responses to H09007-H09008 are all missing.

Definition of “Blank or NA” in Coding Table for Note 2:
All of the following are true: H09007-H09008 are a combination of not applicable (-6) or missing.

Definition of “One marked and one NA” in Coding Table for Note 2:
H09007-H09008 have one response marked not applicable (-6) and one marked response (other than not applicable).

Definition of “marked” in Coding Table for Note 2:
Any pattern of marks outside the definitions “all are blank”, “One marked and one NA”, and “Blank or NA.”

**Coding Table for Note 3:
H09009, H09010, H09011**

N3	H09009 is:	H09010-H09011 are:	H09009 is coded as:	H09010-H09011 are coded as:	*
1	1: yes	“All are blank”	Stands as original value	Stand as original value	
2	1:yes or missing response	“Blank or NA”	2: no	.N, valid skip if missing; .C, question should be skipped if marked	B F
3	1: yes	“One marked and one NA”	Stands as original value	., missing if –6; stand as original value otherwise	F
4	1: yes	At least one is “marked”	Stands as original value	Stand as original value	
5	2: no	“One marked and one NA”	Stands as original value	.C, question should be skipped if marked	F
6	2: no or missing response	At least one is “marked”	1: yes	., missing if –6; stand as original value otherwise	B F
7	2: no	“All are blank” or “Blank or NA”	Stands as original value	.N, valid skip if missing; .C, question should be skipped if marked	F
8	Missing response	“All are blank”	Stands as original value	Stand as original value	

* Indication of backward coding (B) or forward coding (F).

Definition of “all are blank” in Coding Table for Note 3:
Responses to H09010-H09011 are all missing.

Definition of “Blank or NA” in Coding Table for Note 3:
All of the following are true: H09010-H09011 are a combination of not applicable (-6) or missing.

Definition of “One marked and one NA” in Coding Table for Note 3:
H09010-H09011 have one response marked not applicable (-6) and one marked response (other than not applicable).

Definition of “marked” in Coding Table for Note 3:
Any pattern of marks outside the definitions “all are blank”, “One marked and one NA”, and “Blank or NA.”

**Coding Table for Note 3A1:
H09012, S09W01-S09W07**

N3A1	H09012 is:	S09W01 is:	S09W02-S09W07 are:	H09012 is coded as:	S09W01 is coded as:	S09W02-S09W07 are coded as:	*
1	1: none	1 or 2	Any value	., missing	Stands as original value	Stand as original value	B
2	1: none	-5: don't know or missing	At least one is "marked"	., missing	Stands as original value	Stand as original value	B
3	1: none	-5: don't know or missing	"Blank or don't know"	Stands as original value	.N, valid skip if missing; .C, question should be skipped if marked	.N, valid skip if missing; .C, question should be skipped if marked	F
4	1: none	-6: no visits	Any value	Stands as original value	.C, question should be skipped	.N, valid skip if missing; .C, question should be skipped if marked	F
5	2-7 or missing	-6: no visits	At least one is "marked"	Stands as original value	., missing	Stand as original value	F
6	2-7 or missing	-6: no visits	"Blank or don't know"	1: none	.C, question should be skipped	.N, valid skip if missing; .C, question should be skipped if marked	B F
7	2-7 or missing	1, 2, -5: don't know, or missing	Any value	Stands as original value	Stands as original value	Stand as original value	

* Indication of backward coding (B) or forward coding (F).

Definition of "Blank or don't know" in Coding Table for Note 3A1:
Responses to S09W02-S09W07 are all either don't know (-5) or missing.

Definition of "marked" in Coding Table for Note 3A1:
Any pattern of marks outside the definition "Blank or don't know."

**Coding Table for Note 3A2:
S09W02, S09W03**

N3A2	S09W02 is:	S09W03 is:	S09W02 is coded as:	S09W03 is coded as:	*
1	.N, valid skip, or .C, question should be skipped	.N, valid skip, or .C, question should be skipped	Stands as original value	Stands as original value	
2	1: yes	Any value	Stands as original value	Stands as original value	
3	2: no, -5: don't know, or missing	1: yes or 2: no	1: yes	Stands as original value	B
4	2: no or -5: don't know	-5: don't know or missing	Stands as original value	.N, valid skip if missing; .C, question should be skipped if marked	F
5	Missing	-5: don't know or missing	Stands as original value	Stands as original value	

* Indication of backward coding (B) or forward coding (F).

**Coding Table for Note 3A3:
S09W03, S09W04-S09W07**

N3A3	S09W03 is:	S09W04-S09W07 are:	S09W03 is coded as:	S09W04-S09W07 are coded as:	*
1	.N, valid skip, or .C, question should be skipped	Any value	Stands as original value	Stands as original value	
2	1: yes	Any value	Stands as original value	.N, valid skip if missing; .C, question should be skipped if marked	F
3	2: no, -5: don't know, or missing	Any value	Stands as original value	Stands as original value	

* Indication of backward coding (B) or forward coding (F).

**Coding Table for Note 3A4:
S09W05, S09W06**

N3A4	S09W05 is:	S09W06 is:	S09W05 is coded as:	S09W06 is coded as:	*
1	.N, valid skip, or .C, question should be skipped	.N, valid skip, or .C, question should be skipped	Stands as original value	Stands as original value	
2	1: yes	Any value	Stands as original value	Stands as original value	
3	2: no, -5: don't know, or missing	1-4	1: yes	Stands as original value	B
4	2: no or -5: don't know	-5: don't know or missing	Stands as original value	.N, valid skip if missing; .C, question should be skipped if marked	F
5	Missing	-5: don't know or missing	Stands as original value	Stands as original value	

* Indication of backward coding (B) or forward coding (F).

**Coding Table for Note 4:
H09013, H09014-H09018**

N4	H09013 is:	H09014-H09018 are:	H09013 is coded as:	H09014-H09018 are coded as:	*
1	1: None	Any value	Stands as original value	.N, valid skip if missing; .C, question should be skipped if marked	F
2	2-7, or missing response	“Blank or NA”	1: None	.N, valid skip if missing; .C, question should be skipped if marked	B F
3	2-7	At least one is “marked” or “all are blank”	Stands as original value	., missing if –6; stand as original value otherwise	F
4	Missing response	“All are blank”	Stands as original value	Stand as original value	
5	Missing response	At least one is “marked”	Stands as original value	., missing if –6; stand as original value otherwise	F

* Indication of backward coding (B) or forward coding (F).

Definition of “all are blank” in Coding Table for Note 4:
Responses to H09014-H09018 are all missing.

Definition of “blank or NA” in Coding Table for Note 4:
All of the following are true: H09014-H09018 are a combination of not applicable (-6) or missing.

Definition of “marked” in Coding Table for Note 4:
Any pattern of marks outside the definitions “all are blank” and “Blank or NA.”

**Coding Table for Note 5:
H09015, H09016-H09017**

N5	H09015 is:	H09016 is:	H09017 is:	H09015 is coded as:	H09016 is coded as:	H09017 is coded as:	*
1	.N, valid skip, or .C, question should be skipped	.N, valid skip, or .C, question should be skipped	.N, valid skip, or .C, question should be skipped	Stands as original value	Stands as original value	Stands as original value	
2	1: Yes	Any value	Any value	Stands as original value	Stands as original value	Stands as original value	
3	2: No, missing	1: Definitely yes 2: Somewhat yes	Any value	1: Yes	Stands as original value	Stands as original value	B
4	2: No, missing	3: Somewhat no, 4: Definitely no, or missing	1: Definitely yes 2: Somewhat yes	1: Yes	Stands as original value	Stands as original value	B
5	2: No	3: Somewhat no, 4: Definitely no, or missing	3: Somewhat no, 4: Definitely no, or missing	Stands as original value	.N, valid skip if missing; .C, question should be skipped if marked	.N, valid skip if missing; .C, question should be skipped if marked	F
6	Missing response	3: Definitely no, 4: Somewhat no, or missing	3: Definitely no, 4: Somewhat no, or missing	Stands as original value	Stands as original value	Stands as original value	

* Indication of backward coding (B) or forward coding (F).

**Coding Table for Note 6:
H09019, H09020-H09027, S09009**

N6	H09019 is:	H09020- H09024 are:	H09025- H09026 are:	H09027 is:	S09009 is:	H09019 is coded as:	H09020- H09026 and S09009 are coded as:	H09027 is coded as:	*
1	1: Yes	Any value	Any value	Any value	Any value	Stands as original value	Stand as original value	., missing if -6; stands as original value otherwise	F
2	2: No, missing	Any value	Any value	0-10	Any value	1: Yes	Stand as original value	Stands as original value	B
3	2: No, missing	At least one is “marked”	Any value	Missing response	Any value	1: Yes	Stand as original value	Stands as original value	B
4	2: No	At least one is “marked”	Any value	-6: No personal doctor	Any value	Stands as original value	.N, valid skip if missing; .C, question should be skipped if marked	.C, question should be skipped	F
5	2: No	“Blank or NA”	Any value	-6: No personal doctor or missing	Any value	Stands as original value	.N, valid skip if missing; .C, question should be skipped if marked	.N, valid skip if missing; .C, question should be skipped if marked	F
6	Missing response	Any value	Any value	-6: No personal doctor	Any value	2: No	.N, valid skip if missing; .C, question should be skipped if marked	.C, question should be skipped	B F
7	Missing response	“Blank or NA”	Any value	Missing response	Any value	Stands as original value	Stand as original value	Stands as original value	

* Indication of backward coding (B) or forward coding (F).

Definition of “blank or NA” in Coding Table for Note 6:

All of the following are true: H09020 is either 0: None or missing and H09021-H09024 are either not applicable (-6) or missing.

Definition of “marked” in Coding Table for Note 6:

Any pattern of marks for H09020-H09024 outside the definition “blank or NA.”

**Coding Table for Note 7:
H09020, H09021-H09026**

N7	H09020 is:	H09021-H09024 are:	H09025- H09026 are:	H09020 is coded as:	H09021-H09026 are coded as:	*
1	.N, valid skip, or .C, question should be skipped	.N, valid skip, or .C, question should be skipped	Any value	Stands as original value	Stand as original value	
2	0: None	Any value	Any value	Stands as original value	.N, valid skip if missing; .C, question should be skipped if marked	F
3	1-6, or missing response	“Blank or NA”	Any value	0: None	.N, valid skip if missing; .C, question should be skipped if marked	B F
4	1-6, or missing response	At least one is “marked” or “all are blank”	Any value	Stands as original value	., missing if –6; stand as original value otherwise	F

* Indication of backward coding (B) or forward coding (F).

Definition of “all are blank” in Coding Table for Note 7:
Responses to H09021-H09024 are all missing.

Definition of “blank or NA” in Coding Table for Note 7:
All of the following are true: H09021-H09024 are a combination of not applicable (-6) or missing.

Definition of “marked” in Coding Table for Note 7:
Any pattern of marks for H09021-H09024 outside the definitions “all are blank” and “blank or NA.”

**Coding Table for Note 8:
H09025, H09026**

N8	H09025 is:	H09026 is:	H09025 is coded as:	H09026 is coded as:	*
1	.N, valid skip, or .C, question should be skipped	.N, valid skip, or .C, question should be skipped	Stands as original value	Stands as original value	
2	1: yes	Any value	Stands as original value	Stands as original value	
3	2: no or missing response	1, 2, 3, 4	1: yes	Stands as original value	B
4	2: no	Missing response	Stands as original value	.N, valid skip	F
5	Missing response	Missing response	Stands as original value	Stands as original value	

* Indication of backward coding (B) or forward coding (F).

**Coding Table for Note 8A1:
S09009, S09010**

N8A1	S09009 is:	S09010 is:	S09009 is coded as:	S09010 is coded as:	*
1	.N, valid skip, or .C, question should be skipped	Any value	Stands as original value	Stands as original value	
2	1: yes	Any value	Stands as original value	.N, valid skip if missing; .C, question should be skipped if marked	F
3	2: no	Any value	Stands as original value	Stands as original value	
4	Missing	Any value	Stands as original value	Stands as original value	

* Indication of backward coding (B) or forward coding (F).

**Coding Table for Note 9:
H09028, H09029-H09031**

N9	H09028 is:	H09029-H09031 are:	H09028 is coded as:	H09029 is coded as:	H09030-H09031 are coded as:	*
1	1: Yes	Any value	Stands as original value	., missing if -6; stands as original value otherwise	Stand as original value	F
2	2: No, missing	At least one is "marked"	1: Yes	., missing if -6; stands as original value otherwise	Stand as original value	B
3	2: No	"All are blank" or "Blank or NA"	Stands as original value	.N, valid skip if missing; .C, question should be skipped if marked	.N, valid skip if missing; .C, question should be skipped if marked	F
4	Missing response	"Blank or NA"	2: No	.N, valid skip if missing; .C, question should be skipped if marked	.N, valid skip if missing; .C, question should be skipped if marked	B F
5	Missing response	"All are blank"	Stands as original value	Stands as original value	Stand as original value	

* Indication of backward coding (B) or forward coding (F).

Definition of "all are blank" in Coding Table for Note 9:
Responses to H09029-H09031 are all missing.

Definition of "blank or NA" in Coding Table for Note 9:

All of the following are true: H09029 and H09031 are a combination of not applicable (-6) or missing. H09030 is either missing or 0: None.

Definition of "marked" in Coding Table for Note 9:

Any pattern of marks outside the definitions "all are blank" and "Blank or NA."

**Coding Table for Note 10:
H09030, H09031**

N10	H09030 is:	H09031 is:	H09030 is coded as:	H09031 is coded as:	*
1	.N, valid skip, or .C, question should be skipped	.N, valid skip, or .C, question should be skipped	Stands as original value	Stands as original value	
2	1,2,3,4,5	0-10, or missing response	Stands as original value	Stands as original value	
3	1,2,3,4,5 or missing response	-6: didn't need to see a specialist	0: None	.C, question should be skipped	B F
4	0: none	Any value	Stands as original value	.N, valid skip if missing; .C, question should be skipped if marked	F
5	Missing response	0-10, or missing response	Stands as original value	Stands as original value	

* Indication of backward coding (B) or forward coding (F).

**Coding Table for Note 10A1:
S09B02, S09B03-S09B04**

N10A1	S09B02 is:	S09B03-S09B04 are:	S09B02 is coded as:	S09B03-S09B04 are coded as:	*
1	1: yes	Any value	Stands as original value	., missing if -6; stand as original value otherwise	F
2	2: no or missing response	At least one is "marked"	1: yes	Stand as original value	B
3	2: no	"All are blank" or "Blank or NA"	Stands as original value	.N, valid skip if missing; .C, question should be skipped if marked	F
4	Missing response	"Blank or NA"	2: No	.N, valid skip if missing; .C, question should be skipped if marked	B F
5	Missing response	"All are blank"	Stands as original value	Stand as original value	

* Indication of backward coding (B) or forward coding (F).

Definition of "all are blank" in Coding Table for Note 10A1:
Responses to S09B03-S09B04 are all missing.

Definition of "blank or NA" in Coding Table for Note 10A1:
All of the following are true: S09B03-S09B04 are a combination of not applicable (-6) or missing.

Definition of "marked" in Coding Table for Note 10A1:
Any pattern of marks outside the definition "all are blank"

**Coding Table for Note 11:
H09032, H09033**

N11	H09032 is:	H09033 is:	H09032 is coded as:	H09033 is coded as:	*
1	1: yes	1, 2, 3, 4, or missing response	Stands as original value	Stands as original value	
2	1: yes or missing response	-6: didn't need care, tests, or treatment	2: No	.C, question should be skipped	B F
3	2: no or missing response	1, 2, 3, 4	1: yes	Stands as original value	B
4	2: no	Missing, or -6: didn't need care, tests, or treatment	Stands as original value	.N, valid skip if missing; .C, question should be skipped if marked	F
5	Missing response	Missing response	Stands as original value	Stands as original value	

* Indication of backward coding (B) or forward coding (F).

**Coding Table for Note 11B:
H09034B, H09034**

N11B	H09034B is:	H09034 is:	H09034B is coded as:	H09034 is coded as:	*
1	1: yes	1-4 or missing	Stands as original value	Stands as original value	
2	1: yes	-6: didn't look for information	Stands as original value	., missing	F
3	2: no or missing	1-4	1: yes	Stands as original value	B
4	2: no	-6: didn't look for information or missing	Stands as original value	.N, valid skip if missing; .C, question should be skipped if marked	F
5	Missing	-6: didn't look for information	2: no	.C, question should be skipped	B F
6	Missing	Missing	Stands as original value	Stands as original value	

* Indication of backward coding (B) or forward coding (F).

**Coding Table for Note 12:
H09035, H09036**

N12	H09035 is:	H09036 is:	H09035 is coded as:	H09036 is coded as:	*
1	1: yes	1-4: how often, or missing response	Stands as original value	Stands as original value	
2	1: yes or missing response	-6: didn't need service or equipment	2: no	.C, question should be skipped	B F
3	2: no or missing response	1-4: how often	1: yes	Stands as original value	B
4	2: no	-6: didn't need service or equipment, or missing response	Stands as original value	.N, valid skip if missing; .C, question should be skipped if marked	F
5	Missing response	Missing response	Stands as original value	Stands as original value	

* Indication of backward coding (B) or forward coding (F).

**Coding Table for Note 13:
H09037, H09038**

N13	H09037 is:	H09038 is:	H09037 is coded as:	H09038 is coded as:	*
1	1: yes	1-4: how often, or missing response	Stands as original value	Stands as original value	
2	1: yes or missing response	-6: didn't need prescription meds	2: no	.C, question should be skipped	B F
3	2: no or missing response	1-4: how often	1: yes	Stands as original value	B
4	2: no	-6: didn't need prescription meds, or missing response	Stands as original value	.N, valid skip if missing; .C, question should be skipped if marked	F
5	Missing response	Missing response	Stands as original value	Stands as original value	

* Indication of backward coding (B) or forward coding (F).

**Coding Table for Note 14:
H09039, H09040-H09041**

N14	H09039 is:	H09040-H09041 are:	H09039 is coded as:	H09040-H09041 are coded as:	*
1	1: Yes	At least one is "marked" or "all are blank"	Stands as original value	., missing if -6; stand as original value otherwise	F
2	1: Yes or missing response	"Blank or NA"	2: No	.N, valid skip if missing; .C, question should be skipped if marked	B F
3	2: No or missing response	At least one is "marked"	1: Yes	., missing if -6; stand as original value otherwise	B F
4	2: No	"All are blank" or "blank or NA"	Stands as original value	.N, valid skip if missing; .C, question should be skipped if marked	F
5	Missing response	"All are blank"	Stands as original value	Stand as original value	

* Indication of backward coding (B) or forward coding (F).

Definition of "all are blank" in Coding Table for Note 14:
Responses to H09040-H09041 are all missing.

Definition of "blank or NA" in Coding Table for Note 14:
All of the following are true: H09040-H09041 are a combination of not applicable (-6) or missing.

Definition of "marked" in Coding Table for Note 14:
Any pattern of marks outside the definitions "all are blank" and "blank or NA."

**Coding Table for Note 15:
H09042, H09043**

N15	H09042 is:	H09043 is:	H09042 is coded as:	H09043 is coded as:	*
1	1: yes	1-4: how often, or missing response	Stands as original value	Stands as original value	
2	1: yes or missing response	-6: didn't receive forms to fill out	2: no	.C, question should be skipped	B F
3	2: no or missing response	1-4: how often	1: yes	Stands as original value	B
4	2: no	-6: didn't receive forms to fill out, or missing response	Stands as original value	.N, valid skip if missing; .C, question should be skipped if marked	F
5	Missing response	Missing response	Stands as original value	Stands as original value	

* Indication of backward coding (B) or forward coding (F).

**Coding Table for Note 16:
H09044, H09045-H09046**

N16	H09044 is:	H09045-H09046 are:	H09044 is coded as:	H09045-H09046 are coded as:	*
1	1: yes	At least one is "marked", "all are blank" or "blank or don't know"	Stands as original value	., missing if -6; stand as original value otherwise	F
2	1: yes, -5: don't know, missing	"Blank or NA" or "NA or don't know"	2: no	.N, valid skip if missing; .C, question should be skipped if marked	B F
3	2: no, -5: don't know, missing	At least one is "marked"	1: yes	., missing if -6; stand as original value otherwise	B F
4	2: no	"Blank or NA" or "blank or don't know" or "NA or don't know" or "all are blank"	Stands as original value	.N, valid skip if missing; .C, question should be skipped if marked	F
5	-5: don't know	"Blank or don't know" or "all are blank"	Stands as original value	.N, valid skip if missing; .C, question should be skipped if marked	F
6	Missing response	"Blank or don't know" or "all are blank"	Stands as original value	Stand as original value	

* Indication of backward coding (B) or forward coding (F).

Definition of "all are blank" in Coding Table for Note 16:
Responses to H09045-H09046 are all missing.

Definition of "blank or NA" in Coding Table for Note 16:
Responses to H09045-H09046 are either all not applicable (-6) or a combination of missing and not applicable (-6).

Definition of "blank or don't know" in Coding Table for Note 16:
Responses to H09045-H09046 are either all don't know (-5) or a combination of missing and don't know (-5).

Definition of "NA or don't know" in Coding Table for Note 16:
Responses to H09045-H09046 are a combination of not applicable (-6) and don't know (-5).

Definition of "marked" in Coding Table for Note 16:
Any pattern of marks outside the definitions "all are blank," "blank or NA," "blank or don't know," or "NA or don't know".

**Coding Table for Note 17:
H09051--H09055**

N17	H09051 is:	H09052 is:	H09053- H09055 are:	H09051 is coded as:	H09052 is coded as:	H09053- H09055 are coded as:	*
1	1: ever smoked	3 or 4: still smoke	Any value	Stands as original value	Stands as original value	Stand as original value	
2	1: ever smoked	2: quit, -5: don't know	Any value	Stands as original value	Stands as original value	.C, question should be skipped if marked; .N, valid skip if missing	F
3	1: ever smoked	Missing response	Any value	Stands as original value	Stands as original value	Stand as original value	
4	2: never, -5: don't know, missing response	3 or 4: still smoke	Any value	1: ever smoked	Stands as original value	Stand as original value	B
5	2: never or -5: don't know	2: quit, -5: don't know, or missing response	Any value	Stands as original value	.C, question should be skipped if marked; .N, valid skip if missing	.C, question should be skipped if marked; .N, valid skip if missing	F
6	Missing response	2: quit, missing response	Any = 2- 5: some visits	1: ever smoked	Stands as original value	Stand as original value	B
7	Missing response	2: quit, missing response	All = 1: None, -6: No visits, or missing	Stands as original value	Stands as original value	Stand as original value	
8	Missing response	-5: don't know	Any value	Stands as original value	Stands as original value	.C, question should be skipped if marked; .N, valid skip if missing	F

* Indication of backward coding (B) or forward coding (F).

Coding Table for Note 18:
H09053, H09054-H09055

N18	H09053 is:	H09054 is:	H09055 is:	H09053 is coded as:	H09054 is coded as:	H09055 is coded as:	*
1	.N: No doctor visits	Any value	Any value	Stands as original value	.C, question should be skipped if marked; .N: No doctor visits, otherwise	.C, question should be skipped if marked; .N: No doctor visits, otherwise	F
2	.C: Should be skipped	Any value	Any value	Stands as original value	Stands as original value	Stands as original value	
3	1: None	.N: No doctor visits	.N: No doctor visits	Stands as original value	1: None	1: None	F
4	1: None	.N: No doctor visits	1-5, missing	Stands as original value	1: None	Stands as original value	F
5	1: None	1-5, missing	.N: No doctor visits	Stands as original value	Stands as original value	1: None	F
6	2-5: Visits, missing	.N: No doctor visits	.N: No doctor visits	Stands as original value	.:Missing	.:Missing	F
7	2-5: Visits, missing	.N: No doctor visits	1-5, missing	Stands as original value	.:Missing	Stands as original value	F
8	2-5: Visits, missing	1-5, missing	.N: No doctor visits	Stands as original value	Stands as original value	.:Missing	F
9	1-5: 0 or more visits	More visits than indicated by H09053	More visits than indicated by H09053	Stands as original value	H09053	H09053	F
10	1-5: 0 or more visits	More visits than indicated by H09053	Same or fewer visits than indicated by H09053 or missing	Stands as original value	H09053	Stands as original value	F
11	1-5: 0 or more visits	Same or fewer visits than indicated by H09053 or missing	More visits than indicated by H09053	Stands as original value	Stands as original value	H09053	F
12	1-5: 0 or more visits	Same or fewer visits than indicated by H09053 or missing	Same or fewer visits than indicated by H09053 or missing	Stands as original value	Stands as original value	Stands as original value	
13	Missing	1-5, missing	1-5, missing	Stands as original value	Stands as original value	Stands as original value	

* Indication of backward coding (B) or forward coding (F).

Coding Table for Note 19:

Note 19 (Part a)

H09056, SEX, XSEX, H09057-H09062

N19A	H09056 is :	SEX is:	H09057--H09062 are:	XSEX is coded as:
1	Missing response	F	Any marked	2, female
2	Missing response	F	All missing	2, female
3	Missing response	M	Any marked	1, male
4	Missing response	M	All missing	1, male
5	Missing response	Z, missing	Any marked	2, female
6	Missing response	Z	All missing	., missing value
7	Missing response	Missing	All missing	., missing value
8	1, male	Any value	All missing	1, male
9	1, male	F	Any marked	2, female
10	1, male	M, Z, or missing	Any marked	1, male
11	2, female	Any value	Any marked	2, female
12	2, female	M	All missing	1, male
13	2, female	F, Z, or missing	All missing	2, female

SEX (PNSEXCD) is the gender from the DEERS file. This variable is not used to override questionnaire responses, but to clear up any omissions or discrepancies in the responses.

XSEX is the recoded gender variable after taking into account the self-reported response (H09056), any responses to gender-specific questions, and the gender of the sample beneficiary from DEERS.

Note 19 (Part B):

XSEX, H09057 - H09062

N19B	XSEX is:	H09057--H09062 are:	H09057--H09062 are coded as:	*
1	1: Male	"All are blank"	.N, valid skip	F
2	1: Male	At least one is "marked"	.N, valid skip if missing; .C, question should be skipped if marked	F
3	2: Female	"All are blank" or at least one is "marked"	Stand as original value	
4	Missing	"All are blank" or at least one is "marked"	Missing value	F

* Indication of backward coding (B) or forward coding (F).

Definition of "all are blank" in Coding Table for Note 19b:
All variables H09057--H09062 are missing.

Definition of "marked" in Coding Table for Note 19b:
Any pattern of marks outside the definition "all are blank."

Coding Table for Note 20
XSEXA, AGE, H09058, H09059

N20	XSEXA is:	AGE is:	H09058 is:	H09059 is:	H09058 is coded as:	H09059 is coded as:	*
1	1: Male	Any value	.C, question should be skipped, or .N, valid skip	C, question should be skipped, or .N, valid skip	Stands as original value	Stands as original value	
2	2: Female	Any value	2: 40 or over	Any value	Stands as original value	Stands as original value	
3	2: Female	Any value	1: under 40	Any value	Stands as original value	.N, valid skip if missing; .C, question should be skipped if marked	F
4	2: Female	Any value	Missing	Marked	2: >= 40	Stands as original value	B
5	2: Female	< 40	Missing	Missing	1: < 40	.N, valid skip	F B
6	2: Female	>=40	Missing	Missing	2: >= 40	Stands as original value	B
7	2: Female	Missing	Missing	Missing	Stands as original value	Stands as original value	
8	Missing	Any value	Missing	Missing	Stands as original value	Stands as original value	

* Indication of backward coding (B) or forward coding (F).

AGE (DAGEQY) is from the DEERS file. This variable is not used to override questionnaire responses, but to clear up any omissions or discrepancies in the responses.

**Coding Table for Note 21:
XSEXa, H09060, H09061, H09062**

N21	XSEXa is:	H09060 is:	H09061 is:	H09062 is:	H09060 is coded as:	H09061 is coded as:	H09062 is coded as:	*
1	1: Male	Any value	Any value	Any value	Stands as original value	Stands as original value	Stands as original value	
2	2: Female	1: pregnant now	1: first trimester	Any value	Stands as original value	Stands as original value	.N, valid skip if missing; .C, question should be skipped if marked	F
3	2: Female	1: pregnant now	2: second trimester	2: third trimester	Stands as original value	Stands as original value	∴ missing value	F
4	2: Female	1: pregnant now	2: second trimester	4: first trimester, 3: second trimester, 1: Did not receive prenatal care, or missing	Stands as original value	Stands as original value	Stands as original value	
5	2: Female	1: pregnant now	3: third trimester, missing response	Any value	Stands as original value	Stands as original value	Stands as original value	
6	2: Female	2: pregnant in last 12 months	Any value	Any value	Stands as original value	.N, valid skip if missing; .C, question should be skipped if marked	Stands as original value	F
7	2: Female	3: not pregnant in past 12 months	Any value	Any value	Stands as original value	.N, valid skip if missing; .C, question should be skipped if marked	.N, valid skip if missing; .C, question should be skipped if marked	F
8	2: Female	Missing response	1: first trimester	Any value	1: pregnant now	Stands as original value	.N, valid skip if missing; .C, question should be skipped if marked	B F

* Indication of backward coding (B) or forward coding (F).

Coding Table for Note 21 continued:

N21	XSEXA is:	H09060 is:	H09061 is:	H09062 is:	H09060 is coded as:	H09061 is coded as:	H09062 is coded as:	*
9	2: Female	Missing response	2: second trimester	2: third trimester	1: pregnant now	Stands as original value	∴ missing value	B F
10	2: Female	Missing response	2: second trimester	4: first trimester, 3: second trimester, 1: Did not receive prenatal care, or missing	1: pregnant now	Stands as original value	Stands as original value	B
11	2: Female	Missing response	3: third trimester	Any value	1: pregnant now	Stands as original value	Stands as original value	B
12	2: Female	Missing response	Missing response	Any value	Stands as original value	Stands as original value	Stands as original value	F
13	Missing	Missing response	Marked, missing response	Any value	Stands as original value	Stands as original value	Stands as original value	

* Indication of backward coding (B) or forward coding (F).

**Coding Table for Note 22:
H09065, H09066**

N22	H09065 is:	H09066 is:	H09065 is coded as:	H09066 is coded as:	*
1	1: yes	Any value	Stands as original value	Stands as original value	
2	2: no or missing response	1: yes or 2: no	1: yes	Stands as original value	B
3	2: no	Missing response	Stands as original value	.N, valid skip	F
4	Missing response	Missing response	Stands as original value	Stands as original value	

* Indication of backward coding (B) or forward coding (F).

**Coding Table for Note 23:
H09067, H09068**

N23	H09067 is:	H09068 is:	H09067 is coded as:	H09068 is coded as:	*
1	1: yes	Any value	Stands as original value	Stands as original value	
2	2: no or missing response	1: yes or 2: no	1: yes	Stands as original value	B
3	2: no	Missing response	Stands as original value	.N, valid skip	F
4	Missing response	Missing response	Stands as original value	Stands as original value	

* Indication of backward coding (B) or forward coding (F).

**Coding Table for Note 23A1:
S09B22, S09B22A-S09B22C**

N23A1	S09B22A is:	S09B22B is:	S09B22C is:	S09B22 is coded as:	S09B22A-C are coded as:	*
1	1: Marked	Any value	Any value	1: Yes, deployed in the past year	Stand as original value	F
2	2: Unmarked	1: Marked	Any value	2: Yes, deployed in the past two years	Stand as original value	F
3	2: Unmarked	2: Unmarked	1: Marked	3: No, not deployed in the past two years	Stand as original value	F
4	2: Unmarked	2: Unmarked	2: Unmarked	.:Missing	Stand as original value	F

* Indication of backward coding (B) or forward coding (F).

**Coding Table for Note 24:
H09071, H09071A-H09071E**

N24	H09071A is:	H09071B is:	H09071C is:	H09071D is:	H09071E is:	H09071 is coded as:	H09071A-E are coded as:	*
1	Any value	1: Marked	Any value	Any value	Any value	2: Yes, Mexican, Mexican American, Chicano	Stand as original value	F
2	Any value	2: Unmarked	Any value	Any value	1: Marked	5: Yes, other Spanish, Hispanic, or Latino	Stand as original value	F
3	Any value	2: Unmarked	1: Marked	Any value	2: Unmarked	3: Yes, Puerto Rican	Stand as original value	F
4	Any value	2: Unmarked	2: Unmarked	1: Marked	2: Unmarked	4: Yes, Cuban	Stand as original value	F
5	1: Marked	2: Unmarked	2: Unmarked	2: Unmarked	2: Unmarked	1: No, not Spanish, Hispanic, or Latino	Stand as original value	F
6	2: Unmarked	2: Unmarked	2: Unmarked	2: Unmarked	2: Unmarked	.: Missing	Stand as original value	F

* Indication of backward coding (B) or forward coding (F).

**Coding Table for Note 24A1:
S09012, S09013**

N24A1	S09012 is:	S09013 is:	S09012 is coded as:	S09013 is coded as:	*
1	1-4 or missing	Any value	Stands as original value	Stands as original value	
2	-5: cannot remember most recent visit	1-5	., missing	Stands as original value	B
3	-5: cannot remember most recent visit	Missing	Stands as original value	.N, valid skip	F

* Indication of backward coding (B) or forward coding (F).

PAGE IS INTENTIONALLY LEFT BLANK TO ALLOW FOR DOUBLE-SIDED COPYING

APPENDIX D

CODING SCHEME AND CODING TABLES – QUARTER IV

PAGE IS INTENTIONALLY LEFT BLANK TO ALLOW FOR DOUBLE-SIDED COPYING

QUARTER IV

2009 HEALTH CARE SURVEY OF DOD BENEFICIARIES (HCSDB) CODING SCHEME AND CODING TABLES

BASIC SAS AND ASCII/EBCDIC MISSING DATA AND NOT APPLICABLE CODES

<hr/>		
SAS	ASCII/EBCDIC	
Numeric	Numeric	Description
.	-9	No response
.O	-7	Out of range error
.N	-6	Not Applicable or valid skip
.D	-5	Scalable response of “Don’t know” or “not sure”
.I	-4	Incomplete grid error
.C	-1	Question should have been skipped.
<hr/>		

Missing values ‘.’ and incomplete grids ‘.I’ are encoded prior to implementation of the Coding Scheme Notes (see below).

**Coding Table for Note 1:
H09003, H09004**

N1	H09003 is:	H09004 is:	H09003 is coded as:	H09004 is coded as:	*
1	1-13, health plan, -5, not sure	Marked or missing response	Stands as original value	Stands as original value	
2	-6, no usage in past 12 months	Marked response	Stands as original value	.C, question should be skipped	F
3	-6, no usage in past 12 months	Missing response	Stands as original value	.N, valid skip	F
4	Missing response	Marked or missing response	Stands as original value	Stands as original value	

* Indication of backward coding (B) or forward coding (F).

Coding Table for Note 1A1:

S09J01, S09J02A-S09J02I, S09J03-S09J06, S09J07A-S09J07N, S09J08, S09J09A-S09J09L, S09J10

N1A1	S09J01 is:	S09J02A- S09J02H are:	S09J02I, S09J03-S09J06, S09J07A-S09J07N, S09J08, S09J09A-S09J09L, S09J10 are:	S09J01 is coded as:	S09J02A- S09J02H are coded as:	S09J02I, S09J03-S09J06, S09J07A-S09J07N, S09J08, S09J09A-S09J09L, S09J10 are coded as:	*
1	1: yes	Any value	Any value	Stands as original value	Stand as original value	Stand as original value	
2	2: no or missing response	At least one value is 1: marked	Any value	1: Yes	Stand as original value	Stand as original value	B
3	2: no	All values are 2: unmarked or missing response	Any value	Stands as original value	.N, valid skip	.N, valid skip if missing or unmarked; .C, question should be skipped if marked	F
4	Missing response	All values are 2: unmarked or missing response	At least one is “marked”	1: Yes	Stand as original value	Stand as original value	B
5	Missing response	All values are 2: unmarked or missing response	“All are blank or don’t know”	Stands as original value	Stand as original value	Stand as original value	

* Indication of backward coding (B) or forward coding (F).

Definition of “all are blank or don’t know” in Coding Table for Note 1A1:

Responses to S09J03-S09J06, S09J07A-S09J07N, S09J08, S09J09A-S09J09L, and S09J10 are all missing or unmarked or -5:don’t know. (Because the 1: marked value for S09J02I indicates a “don’t know” response, it does not matter if S09J02I is marked, unmarked, or missing.)

Definition of “marked” in Coding Table for Note 1A1:

Any pattern of marks outside the definition “all are blank.”

**Coding Table for Note 1A2:
S09J03-S09J05**

N1A2	S09J03 is:	S09J04-S09J05 are:	S09J03 Is coded as:	S09J04-S09J05 are coded as:	*
1	.N, valid skip, or .C, question should be skipped	.N, valid skip, or .C, question should be skipped	Stands as original value	Stand as original value	
2	1-2: yes	Any value	Stands as original value	Stand as original value	
3	4: no	Any value	Stands as original value	.N, valid skip if missing; .C, question should be skipped if marked	F
4	Missing response	Any value	Stands as original value	Stand as original value	

* Indication of backward coding (B) or forward coding (F).

**Coding Table for Note 1A3:
S09J04, S09J05**

N1A3	S09J04 is:	S09J05 are:	S09J04 is coded as:	S09J05 is coded as:	*
1	.N, valid skip, or .C, question should be skipped	.N, valid skip, or .C, question should be skipped	Stands as original value	Stands as original value	
2	1, 2: yes, -5: don't know, or missing response	1-1000, don't know or missing	Stands as original value	Stands as original value	
3	1, 2: yes, -5: don't know, or missing response	0	3: no	.C, question should be skipped	B F
4	3:No	Any value	Stands as original value	.N, valid skip if missing; .C, question should be skipped if marked	F

* Indication of backward coding (B) or forward coding (F).

**Coding Table for Note 1A4:
S09J06, S09J07A- S09J07N**

N1A4	S09J06 is:	S09J07A- S09J07N are:	S09J06 Is coded as:	S09J07A- S09J07N are coded as:	*
1	.N, valid skip, or .C, question should be skipped	.N, valid skip, or .C, question should be skipped	Stands as original value	Stand as original value	
2	1: Yes or missing response	At least one is “marked”	2: No	Stand as original value	B
3	1: Yes	“All are blank”	Stands as original value	.N, valid skip	F
4	2: No	Any value	Stands as original value	Stand as original value	
5	Missing response	“All are blank”	Stands as original value	., missing if unmarked; stand as original value otherwise	F

* Indication of backward coding (B) or forward coding (F).

Definition of “all are blank” in Coding Table for Note 1A4:
Responses to S09J07A- S09J07N are all missing or unmarked.

Definition of “marked” in Coding Table for Note 1A4:
Any pattern of marks outside the definitions “all are blank.”

**Coding Table for Note 1A5:
S09J08, S09J09A- S09J09L**

N1A5	S09J08 is:	S09J09A- S09J09L are:	S09J08 is coded as:	S09J09A- S09J09L are coded as:	*
1	.N, valid skip, or .C, question should be skipped	.N, valid skip, or .C, question should be skipped	Stands as original value	Stand as original value	
2	1: Yes or missing response	At least one is “marked”	2: No	Stand as original value	B
3	1: Yes	“All are blank”	Stands as original value	.N, valid skip	F
4	2: No	Any value	Stands as original value	Stand as original value	
5	Missing response	“All are blank”	Stands as original value	., missing if unmarked; stand as original value otherwise	F

* Indication of backward coding (B) or forward coding (F).

Definition of “all are blank” in Coding Table for Note 1A5:
Responses to S09J09A- S09J09L are all missing or unmarked.

Definition of “marked” in Coding Table for Note 1A5:
Any pattern of marks outside the definitions “all are blank.”

**Coding Table for Note 2:
H09006, H09007, H09008**

N2	H09006 is:	H09007-H09008 are:	H09006 is coded as:	H09007-H09008 are coded as:	*
1	1: yes	“All are blank”	Stands as original value	Stand as original value	
2	1:yes or missing response	“Blank or NA”	2: no	.N, valid skip if missing; .C, question should be skipped if marked	B F
3	1: yes	“One marked, and one NA”	Stands as original value	., missing if –6; stand as original value otherwise	F
4	1: yes	At least one is “marked”	Stands as original value	Stand as original value	
5	2: no	“One marked, and one NA”	Stands as original value	.C, question should be skipped if marked	F
6	2: no or missing response	At least one is “marked”	1: yes	., missing if –6; stand as original value otherwise	B F
7	2: no	“All are blank” or “Blank or NA”	Stands as original value	.N, valid skip if missing; .C, question should be skipped if marked	F
8	Missing response	“All are blank”	Stands as original value	Stand as original value	

* Indication of backward coding (B) or forward coding (F).

Definition of “all are blank” in Coding Table for Note 2:

Responses to H09007-H09008 are all missing.

Definition of “Blank or NA” in Coding Table for Note 2:

All of the following are true: H09007-H09008 are a combination of not applicable (-6) or missing.

Definition of “One marked and one NA” in Coding Table for Note 2:

H09007-H09008 have one response marked not applicable (-6) and one marked response (other than not applicable).

Definition of “marked” in Coding Table for Note 2:

Any pattern of marks outside the definitions “all are blank”, “One marked and one NA”, and “Blank or NA.”

**Coding Table for Note 3:
H09009, H09010, H09011**

N3	H09009 is:	H09010-H09011 are:	H09009 is coded as:	H09010-H09011 are coded as:	*
1	1: yes	“All are blank”	Stands as original value	Stand as original value	
2	1:yes or missing response	“Blank or NA”	2: no	.N, valid skip if missing; .C, question should be skipped if marked	B F
3	1: yes	“One marked and one NA”	Stands as original value	., missing if –6; stand as original value otherwise	F
4	1: yes	At least one is “marked”	Stands as original value	Stand as original value	
5	2: no	“One marked and one NA”	Stands as original value	.C, question should be skipped if marked	F
6	2: no or missing response	At least one is “marked”	1: yes	., missing if –6; stand as original value otherwise	B F
7	2: no	“All are blank” or “Blank or NA”	Stands as original value	.N, valid skip if missing; .C, question should be skipped if marked	F
8	Missing response	“All are blank”	Stands as original value	Stand as original value	

* Indication of backward coding (B) or forward coding (F).

Definition of “all are blank” in Coding Table for Note 3:
Responses to H09010-H09011 are all missing.

Definition of “Blank or NA” in Coding Table for Note 3:
All of the following are true: H09010-H09011 are a combination of not applicable (-6) or missing.

Definition of “One marked and one NA” in Coding Table for Note 3:
H09010-H09011 have one response marked not applicable (-6) and one marked response (other than not applicable).

Definition of “marked” in Coding Table for Note 3:
Any pattern of marks outside the definitions “all are blank”, “One marked and one NA”, and “Blank or NA.”

**Coding Table for Note 4:
H09013, H09014-H09018**

N4	H09013 is:	H09014-H09018 are:	H09013 is coded as:	H09014-H09018 are coded as:	*
1	1: None	Any value	Stands as original value	.N, valid skip if missing; .C, question should be skipped if marked	F
2	2-7, or missing response	“Blank or NA”	1: None	.N, valid skip if missing; .C, question should be skipped if marked	B F
3	2-7	At least one is “marked” or “all are blank”	Stands as original value	., missing if –6; stand as original value otherwise	F
4	Missing response	“All are blank”	Stands as original value	Stand as original value	
5	Missing response	At least one is “marked”	Stands as original value	., missing if –6; stand as original value otherwise	F

* Indication of backward coding (B) or forward coding (F).

Definition of “all are blank” in Coding Table for Note 4:
Responses to H09014-H09018 are all missing.

Definition of “blank or NA” in Coding Table for Note 4:
All of the following are true: H09014-H09018 are a combination of not applicable (-6) or missing.

Definition of “marked” in Coding Table for Note 4:
Any pattern of marks outside the definitions “all are blank” and “Blank or NA.”

**Coding Table for Note 5:
H09015, H09016-H09017**

N5	H09015 is:	H09016 is:	H09017 is:	H09015 is coded as:	H09016 is coded as:	H09017 is coded as:	*
1	.N, valid skip, or .C, question should be skipped	.N, valid skip, or .C, question should be skipped	.N, valid skip, or .C, question should be skipped	Stands as original value	Stands as original value	Stands as original value	
2	1: Yes	Any value	Any value	Stands as original value	Stands as original value	Stands as original value	
3	2: No, missing	1: Definitely yes 2: Somewhat yes	Any value	1: Yes	Stands as original value	Stands as original value	B
4	2: No, missing	3: Somewhat no, 4: Definitely no, or missing	1: Definitely yes 2: Somewhat yes	1: Yes	Stands as original value	Stands as original value	B
5	2: No	3: Somewhat no, 4: Definitely no, or missing	3: Somewhat no, 4: Definitely no, or missing	Stands as original value	.N, valid skip if missing; .C, question should be skipped if marked	.N, valid skip if missing; .C, question should be skipped if marked	F
6	Missing response	3: Definitely no, 4: Somewhat no, or missing	3: Definitely no, 4: Somewhat no, or missing	Stands as original value	Stands as original value	Stands as original value	

* Indication of backward coding (B) or forward coding (F).

**Coding Table for Note 6:
H09019, H09020-H09027, S09009**

N6	H09019 is:	H09020- H09024 are:	H09025- H09026, S09009 are:	H09027 is:	H09019 is coded as:	H09020- H09026 and S09009 are coded as:	H09027 is coded as:	*
1	1: Yes	Any value	Any value	Any value	Stands as original value	Stand as original value	., missing if -6; stands as original value otherwise	F
2	2: No, missing	Any value	Any value	0-10	1: Yes	Stand as original value	Stands as original value	B
3	2: No, missing	At least one is “marked”	Any value	Missing response	1: Yes	Stand as original value	Stands as original value	B
4	2: No	At least one is “marked”	Any value	-6: No personal doctor	Stands as original value	.N, valid skip if missing; .C, question should be skipped if marked	.C, question should be skipped	F
5	2: No	“Blank or NA”	Any value	-6: No personal doctor or missing	Stands as original value	.N, valid skip if missing; .C, question should be skipped if marked	.N, valid skip if missing; .C, question should be skipped if marked	F
6	Missing response	Any value	Any value	-6: No personal doctor	2: No	.N, valid skip if missing; .C, question should be skipped if marked	.C, question should be skipped	B F
7	Missing response	“Blank or NA”	Any value	Missing response	Stands as original value	Stand as original value	Stands as original value	

* Indication of backward coding (B) or forward coding (F).

Definition of “blank or NA” in Coding Table for Note 6:

All of the following are true: H09020 is either 0: None or missing and H09021-H09024 are either not applicable (-6) or missing.

Definition of “marked” in Coding Table for Note 6:

Any pattern of marks for H09020-H09024 outside the definition “blank or NA.”

**Coding Table for Note 7:
H09020, H09021-H09026**

N7	H09020 is:	H09021-H09024 are:	H09025- H09026 are:	H09020 is coded as:	H09021-H09026 are coded as:	*
1	.N, valid skip, or .C, question should be skipped	.N, valid skip, or .C, question should be skipped	Any value	Stands as original value	Stand as original value	
2	0: None	Any value	Any value	Stands as original value	.N, valid skip if missing; .C, question should be skipped if marked	F
3	1-6, or missing response	“Blank or NA”	Any value	0: None	.N, valid skip if missing; .C, question should be skipped if marked	B F
4	1-6, or missing response	At least one is “marked” or “all are blank”	Any value	Stands as original value	., missing if –6; stand as original value otherwise	F

* Indication of backward coding (B) or forward coding (F).

Definition of “all are blank” in Coding Table for Note 7:
Responses to H09021-H09024 are all missing.

Definition of “blank or NA” in Coding Table for Note 7:
All of the following are true: H09021-H09024 are a combination of not applicable (-6) or missing.

Definition of “marked” in Coding Table for Note 7:
Any pattern of marks for H09021-H09024 outside the definitions “all are blank” and “blank or NA.”

**Coding Table for Note 8:
H09025, H09026**

N8	H09025 is:	H09026 is:	H09025 is coded as:	H09026 is coded as:	*
1	.N, valid skip, or .C, question should be skipped	.N, valid skip, or .C, question should be skipped	Stands as original value	Stands as original value	
2	1: yes	Any value	Stands as original value	Stands as original value	
3	2: no or missing response	1, 2, 3, 4	1: yes	Stands as original value	B
4	2: no	Missing response	Stands as original value	.N, valid skip	F
5	Missing response	Missing response	Stands as original value	Stands as original value	

* Indication of backward coding (B) or forward coding (F).

**Coding Table for Note 8A1:
S09009, S09010**

N8A1	S09009 is:	S09010 is:	S09009 is coded as:	S09010 is coded as:	*
1	.N, valid skip, or .C, question should be skipped	Any value	Stands as original value	Stands as original value	
2	1: yes	Any value	Stands as original value	.N, valid skip if missing; .C, question should be skipped if marked	F
3	2: no	Any value	Stands as original value	Stands as original value	
4	Missing	Any value	Stands as original value	Stands as original value	

* Indication of backward coding (B) or forward coding (F).

**Coding Table for Note 9:
H09028, H09029-H09031**

N9	H09028 is:	H09029-H09031 are:	H09028 is coded as:	H09029 is coded as:	H09030-H09031 are coded as:	*
1	1: Yes	Any value	Stands as original value	., missing if -6; stands as original value otherwise	Stand as original value	F
2	2: No, missing	At least one is "marked"	1: Yes	., missing if -6; stands as original value otherwise	Stand as original value	B
3	2: No	"All are blank" or "Blank or NA"	Stands as original value	.N, valid skip if missing; .C, question should be skipped if marked	.N, valid skip if missing; .C, question should be skipped if marked	F
4	Missing response	"Blank or NA"	2: No	.N, valid skip if missing; .C, question should be skipped if marked	.N, valid skip if missing; .C, question should be skipped if marked	B F
5	Missing response	"All are blank"	Stands as original value	Stands as original value	Stand as original value	

* Indication of backward coding (B) or forward coding (F).

Definition of "all are blank" in Coding Table for Note 9:
Responses to H09029-H09031 are all missing.

Definition of "blank or NA" in Coding Table for Note 9:

All of the following are true: H09029 and H09031 are a combination of not applicable (-6) or missing. H09030 is either missing or 0: None.

Definition of "marked" in Coding Table for Note 9:

Any pattern of marks outside the definitions "all are blank" and "Blank or NA."

**Coding Table for Note 10:
H09030, H09031**

N10	H09030 is:	H09031 is:	H09030 is coded as:	H09031 is coded as:	*
1	.N, valid skip, or .C, question should be skipped	.N, valid skip, or .C, question should be skipped	Stands as original value	Stands as original value	
2	1,2,3,4,5	0-10, or missing response	Stands as original value	Stands as original value	
3	1,2,3,4,5 or missing response	-6: didn't need to see a specialist	0: None	.C, question should be skipped	B F
4	0: none	Any value	Stands as original value	.N, valid skip if missing; .C, question should be skipped if marked	F
5	Missing response	0-10, or missing response	Stands as original value	Stands as original value	

* Indication of backward coding (B) or forward coding (F).

**Coding Table for Note 10A1:
S09B02, S09B03-S09B04**

N10A1	S09B02 is:	S09B03-S09B04 are:	S09B02 is coded as:	S09B03-S09B04 are coded as:	*
1	1: yes	Any value	Stands as original value	., missing if -6; stand as original value otherwise	F
2	2: no or missing response	At least one is "marked"	1: yes	Stand as original value	B
3	2: no	"All are blank" or "Blank or NA"	Stands as original value	.N, valid skip if missing; .C, question should be skipped if marked	F
4	Missing response	"Blank or NA"	2: No	.N, valid skip if missing; .C, question should be skipped if marked	B F
5	Missing response	"All are blank"	Stands as original value	Stand as original value	

* Indication of backward coding (B) or forward coding (F).

Definition of "all are blank" in Coding Table for Note 10A1:
Responses to S09B03-S09B04 are all missing.

Definition of "blank or NA" in Coding Table for Note 10A1:
All of the following are true: S09B03-S09B04 are a combination of not applicable (-6) or missing.

Definition of "marked" in Coding Table for Note 10A1:
Any pattern of marks outside the definition "all are blank"

**Coding Table for Note 11:
H09032, H09033**

N11	H09032 is:	H09033 is:	H09032 is coded as:	H09033 is coded as:	*
1	1: yes	1-4 or missing response	Stands as original value	Stands as original value	
2	1: yes or missing response	-6: didn't need care, tests, or treatment	2: no	.C, question should be skipped	B F
3	2: no or missing response	1-4	1: yes	Stands as original value	B
4	2: no	Missing, or -6: didn't need care, tests, or treatment	Stands as original value	.N, valid skip if missing; .C, question should be skipped if marked	F
5	Missing response	Missing response	Stands as original value	Stands as original value	

* Indication of backward coding (B) or forward coding (F).

**Coding Table for Note 11B:
H09034B, H09034**

N11B	H09034B is:	H09034 is:	H09034B is coded as:	H09034 is coded as:	*
1	1: yes	1-4 or missing	Stands as original value	Stands as original value	
2	1: yes or missing response	-6: didn't look for information	2: no	.C, question should be skipped	B F
3	2: no or missing response	1-4	1: yes	Stands as original value	B
4	2: no	-6: didn't look for information or missing response	Stands as original value	.N, valid skip if missing; .C, question should be skipped if marked	F
5	Missing response	Missing response	Stands as original value	Stands as original value	

* Indication of backward coding (B) or forward coding (F).

**Coding Table for Note 12:
H09035, H09036**

N12	H09035 is:	H09036 is:	H09035 is coded as:	H09036 is coded as:	*
1	1: yes	1-4: how often, or missing response	Stands as original value	Stands as original value	
2	1: yes or missing response	-6: didn't need service or equipment	2: no	.C, question should be skipped	B F
3	2: no or missing response	1-4: how often	1: yes	Stands as original value	B
4	2: no	-6: didn't need service or equipment, or missing response	Stands as original value	.N, valid skip if missing; .C, question should be skipped if marked	F
5	Missing response	Missing response	Stands as original value	Stands as original value	

* Indication of backward coding (B) or forward coding (F).

**Coding Table for Note 13:
H09037, H09038**

N13	H09037 is:	H09038 is:	H09037 is coded as:	H09038 is coded as:	*
1	1: yes	1-4: how often, or missing response	Stands as original value	Stands as original value	
2	1: yes or missing response	-6: didn't need prescription meds	2: no	.C, question should be skipped	B F
3	2: no or missing response	1-4: how often	1: yes	Stands as original value	B
4	2: no	-6: didn't need prescription meds, or missing response	Stands as original value	.N, valid skip if missing; .C, question should be skipped if marked	F
5	Missing response	Missing response	Stands as original value	Stands as original value	

* Indication of backward coding (B) or forward coding (F).

**Coding Table for Note 14:
H09039, H09040-H09041**

N14	H09039 is:	H09040-H09041 are:	H09039 is coded as:	H09040-H09041 are coded as:	*
1	1: Yes	At least one is "marked" or "all are blank"	Stands as original value	., missing if -6; stand as original value otherwise	F
2	1: Yes or missing response	"Blank or NA"	2: No	.N, valid skip if missing; .C, question should be skipped if marked	B F
3	2: No or missing response	At least one is "marked"	1: Yes	., missing if -6; stand as original value otherwise	B F
4	2: No	"All are blank" or "blank or NA"	Stands as original value	.N, valid skip if missing; .C, question should be skipped if marked	F
5	Missing response	"All are blank"	Stands as original value	Stand as original value	

* Indication of backward coding (B) or forward coding (F).

Definition of "all are blank" in Coding Table for Note 14:
Responses to H09040-H09041 are all missing.

Definition of "blank or NA" in Coding Table for Note 14:
All of the following are true: H09040-H09041 are a combination of not applicable (-6) or missing.

Definition of "marked" in Coding Table for Note 14:
Any pattern of marks outside the definitions "all are blank" and "blank or NA."

**Coding Table for Note 15:
H09042, H09043**

N15	H09042 is:	H09043 is:	H09042 is coded as:	H09043 is coded as:	*
1	1: yes	1-4: how often, or missing response	Stands as original value	Stands as original value	
2	1: yes or missing response	-6: didn't receive forms to fill out	2: no	.C, question should be skipped	B F
3	2: no or missing response	1-4: how often	1: yes	Stands as original value	B
4	2: no	-6: didn't receive forms to fill out, or missing response	Stands as original value	.N, valid skip if missing; .C, question should be skipped if marked	F
5	Missing response	Missing response	Stands as original value	Stands as original value	

* Indication of backward coding (B) or forward coding (F).

**Coding Table for Note 16:
H09044, H09045-H09046**

N16	H09044 is:	H09045-H09046 are:	H09044 is coded as:	H09045-H09046 are coded as:	*
1	1: yes	At least one is "marked", "all are blank" or "blank or don't know"	Stands as original value	., missing if -6; stand as original value otherwise	F
2	1: yes, -5: don't know, missing	"Blank or NA" or "NA or don't know"	2: no	.N, valid skip if missing; .C, question should be skipped if marked	B F
3	2: no, -5: don't know, missing	At least one is "marked"	1: yes	., missing if -6; stand as original value otherwise	B F
4	2: no	None are "marked"	Stands as original value	.N, valid skip if missing; .C, question should be skipped if marked	F
5	-5: don't know	"Blank or don't know" or "all are blank"	Stands as original value	.N, valid skip if missing; .C, question should be skipped if marked	F
6	Missing response	"Blank or don't know" or "all are blank"	Stands as original value	Stand as original value	

* Indication of backward coding (B) or forward coding (F).

Definition of "all are blank" in Coding Table for Note 16:
Responses to H09045-H09046 are all missing.

Definition of "blank or NA" in Coding Table for Note 16:
Responses to H09045-H09046 are either all not applicable (-6) or a combination of missing and not applicable (-6).

Definition of "blank or don't know" in Coding Table for Note 16:
Responses to H09045-H09046 are either all don't know (-5) or a combination of missing and don't know (-5).

Definition of "NA or don't know" in Coding Table for Note 16:
Responses to H09045-H09046 are a combination of not applicable (-6) and don't know (-5).

Definition of "marked" in Coding Table for Note 16:
Any pattern of marks outside the definitions "all are blank," "blank or NA," "blank or don't know," or "NA or don't know".

**Coding Table for Note 17:
H09051--H09055**

N17	H09051 is:	H09052 is:	H09053- H09055 are:	H09051 is coded as:	H09052 is coded as:	H09053- H09055 are coded as:	*
1	1: ever smoked	3 or 4: still smoke	Any value	Stands as original value	Stands as original value	Stand as original value	
2	1: ever smoked	2: quit, -5: don't know	Any value	Stands as original value	Stands as original value	.C, question should be skipped if marked; .N, valid skip if missing	F
3	1: ever smoked	Missing response	Any value	Stands as original value	Stands as original value	Stand as original value	
4	2: never, -5: don't know, missing response	3 or 4: still smoke	Any value	1: ever smoked	Stands as original value	Stand as original value	B
5	2: never or -5: don't know	2: quit, -5: don't know, or missing response	Any value	Stands as original value	.C, question should be skipped if marked; .N, valid skip if missing	.C, question should be skipped if marked; .N, valid skip if missing	F
6	Missing response	2: quit, missing response	Any = 2- 5: some visits	1: ever smoked	Stands as original value	Stand as original value	B
7	Missing response	2: quit, missing response	All = 1: None, -6: No visits, or missing	Stands as original value	Stands as original value	Stand as original value	
8	Missing response	-5: don't know	Any value	Stands as original value	Stands as original value	.C, question should be skipped if marked; .N, valid skip if missing	F

* Indication of backward coding (B) or forward coding (F).

Coding Table for Note 18:
H09053, H09054-H09055

N18	H09053 is:	H09054 is:	H09055 is:	H09053 is coded as:	H09054 is coded as:	H09055 is coded as:	*
1	.N: No doctor visits	Any value	Any value	Stands as original value	.C, question should be skipped if marked; .N: No doctor visits, otherwise	.C, question should be skipped if marked; .N: No doctor visits, otherwise	F
2	.C: Should be skipped	Any value	Any value	Stands as original value	Stands as original value	Stands as original value	
3	1: None	.N: No doctor visits	.N: No doctor visits	Stands as original value	1: None	1: None	F
4	1: None	.N: No doctor visits	1-5, missing	Stands as original value	1: None	Stands as original value	F
5	1: None	1-5, missing	.N: No doctor visits	Stands as original value	Stands as original value	1: None	F
6	2-5: Visits, missing	.N: No doctor visits	.N: No doctor visits	Stands as original value	.:Missing	.:Missing	F
7	2-5: Visits, missing	.N: No doctor visits	1-5, missing	Stands as original value	.:Missing	Stands as original value	F
8	2-5: Visits, missing	1-5, missing	.N: No doctor visits	Stands as original value	Stands as original value	.:Missing	F
9	1-5: 0 or more visits	More visits than indicated by H09053	More visits than indicated by H09053	Stands as original value	H09053	H09053	F
10	1-5: 0 or more visits	More visits than indicated by H09053	Same or fewer visits than indicated by H09053 or missing	Stands as original value	H09053	Stands as original value	F
11	1-5: 0 or more visits	Same or fewer visits than indicated by H09053 or missing	More visits than indicated by H09053	Stands as original value	Stands as original value	H09053	F
12	1-5: 0 or more visits	Same or fewer visits than indicated by H09053 or missing	Same or fewer visits than indicated by H09053 or missing	Stands as original value	Stands as original value	Stands as original value	
13	Missing	1-5, missing	1-5, missing	Stands as original value	Stands as original value	Stands as original value	

* Indication of backward coding (B) or forward coding (F).

Coding Table for Note 19:

Note 19 (Part a)

H09056, SEX, XSEXA, H09057-H09062

N19A	H09056 is :	SEX is:	H09057--H09062 are:	XSEXA is coded as:
1	Missing response	F	Any marked	2, female
2	Missing response	F	All missing	2, female
3	Missing response	M	Any marked	1, male
4	Missing response	M	All missing	1, male
5	Missing response	Z, missing	Any marked	2, female
6	Missing response	Z	All missing	., missing value
7	Missing response	Missing	All missing	., missing value
8	1, male	Any value	All missing	1, male
9	1, male	F	Any marked	2, female
10	1, male	M, Z, or missing	Any marked	1, male
11	2, female	Any value	Any marked	2, female
12	2, female	M	All missing	1, male
13	2, female	F, Z, or missing	All missing	2, female

SEX (PNSEXCD) is the gender from the DEERS file. This variable is not used to override questionnaire responses, but to clear up any omissions or discrepancies in the responses.

XSEXA is the recoded gender variable after taking into account the self-reported response (H09056), any responses to gender-specific questions, and the gender of the sample beneficiary from DEERS.

Note 19 (Part B):

XSEXA, H09057 - H09062

N19B	XSEXA is:	H09057--H09062 are:	H09057--H09062 are coded as:	*
1	1: Male	“All are blank”	.N, valid skip	F
2	1: Male	At least one is “marked”	.N, valid skip if missing; .C, question should be skipped if marked	F
3	2: Female	“All are blank” or at least one is “marked”	Stand as original value	
4	Missing	“All are blank” or at least one is “marked”	Missing value	F

* Indication of backward coding (B) or forward coding (F).

Definition of “all are blank” in Coding Table for Note 19b:
All variables H09057--H09062 are missing.

Definition of “marked” in Coding Table for Note 19b:
Any pattern of marks outside the definition “all are blank.”

Coding Table for Note 20
XSEXA, AGE, H09058, H09059

N20	XSEXA is:	AGE is:	H09058 is:	H09059 is:	H09058 is coded as:	H09059 is coded as:	*
1	1: Male	Any value	.C, question should be skipped, or .N, valid skip	C, question should be skipped, or .N, valid skip	Stands as original value	Stands as original value	
2	2: Female	Any value	2: 40 or over	Any value	Stands as original value	Stands as original value	
3	2: Female	Any value	1: under 40	Any value	Stands as original value	.N, valid skip if missing; .C, question should be skipped if marked	F
4	2: Female	Any value	Missing	Marked	2: >= 40	Stands as original value	B
5	2: Female	< 40	Missing	Missing	1: < 40	.N, valid skip	F B
6	2: Female	>=40	Missing	Missing	2: >= 40	Stands as original value	B
7	2: Female	Missing	Missing	Missing	Stands as original value	Stands as original value	
8	Missing	Any value	Missing	Missing	Stands as original value	Stands as original value	

* Indication of backward coding (B) or forward coding (F).

AGE (DAGEQY) is from the DEERS file. This variable is not used to override questionnaire responses, but to clear up any omissions or discrepancies in the responses.

**Coding Table for Note 21:
XSEXa, H09060, H09061, H09062**

N21	XSEXa is:	H09060 is:	H09061 is:	H09062 is:	H09060 is coded as:	H09061 is coded as:	H09062 is coded as:	*
1	1: Male	Any value	Any value	Any value	Stands as original value	Stands as original value	Stands as original value	
2	2: Female	1: pregnant now	1: first trimester	Any value	Stands as original value	Stands as original value	.N, valid skip if missing; .C, question should be skipped if marked	F
3	2: Female	1: pregnant now	2: second trimester	2: third trimester	Stands as original value	Stands as original value	.: missing value	F
4	2: Female	1: pregnant now	2: second trimester	4: first trimester, 3: second trimester, 1: Did not receive prenatal care, or missing	Stands as original value	Stands as original value	Stands as original value	
5	2: Female	1: pregnant now	3: third trimester, missing response	Any value	Stands as original value	Stands as original value	Stands as original value	
6	2: Female	2: pregnant in last 12 months	Any value	Any value	Stands as original value	.N, valid skip if missing; .C, question should be skipped if marked	Stands as original value	F
7	2: Female	3: not pregnant in past 12 months	Any value	Any value	Stands as original value	.N, valid skip if missing; .C, question should be skipped if marked	.N, valid skip if missing; .C, question should be skipped if marked	F
8	2: Female	Missing response	1: first trimester	Any value	1: pregnant now	Stands as original value	.N, valid skip if missing; .C, question should be skipped if marked	B F

* Indication of backward coding (B) or forward coding (F).

Coding Table for Note 21 continued:

N21	XSEXA is:	H09060 is:	H09061 is:	H09062 is:	H09060 is coded as:	H09061 is coded as:	H09062 is coded as:	*
9	2: Female	Missing response	2: second trimester	2: third trimester	1: pregnant now	Stands as original value	∴ missing value	B F
10	2: Female	Missing response	2: second trimester	4: first trimester, 3: second trimester, 1: Did not receive prenatal care, or missing	1: pregnant now	Stands as original value	Stands as original value	B
11	2: Female	Missing response	3: third trimester	Any value	1: pregnant now	Stands as original value	Stands as original value	B
12	2: Female	Missing response	Missing response	Any value	Stands as original value	Stands as original value	Stands as original value	F
13	Missing	Missing response	Marked, missing response	Any value	Stands as original value	Stands as original value	Stands as original value	

* Indication of backward coding (B) or forward coding (F).

**Coding Table for Note 22:
H09065, H09066**

N22	H09065 is:	H09066 is:	H09065 is coded as:	H09066 is coded as:	*
1	1: yes	Any value	Stands as original value	Stands as original value	
2	2: no or missing response	1: yes or 2: no	1: yes	Stands as original value	B
3	2: no	Missing response	Stands as original value	.N, valid skip	F
4	Missing response	Missing response	Stands as original value	Stands as original value	

* Indication of backward coding (B) or forward coding (F).

**Coding Table for Note 23:
H09067, H09068**

N23	H09067 is:	H09068 is:	H09067 is coded as:	H09068 is coded as:	*
1	1: yes	Any value	Stands as original value	Stands as original value	
2	2: no or missing response	1: yes or 2: no	1: yes	Stands as original value	B
3	2: no	Missing response	Stands as original value	.N, valid skip	F
4	Missing response	Missing response	Stands as original value	Stands as original value	

* Indication of backward coding (B) or forward coding (F).

**Coding Table for Note 24:
H09071, H09071A-H09071E**

N24	H09071A is:	H09071B is:	H09071C is:	H09071D is:	H09071E is:	H09071 is coded as:	H09071A-E are coded as:	*
1	Any value	1: Marked	Any value	Any value	Any value	2: Yes, Mexican, Mexican American, Chicano	Stand as original value	F
2	Any value	2: Unmarked	Any value	Any value	1: Marked	5: Yes, other Spanish, Hispanic, or Latino	Stand as original value	F
3	Any value	2: Unmarked	1: Marked	Any value	2: Unmarked	3: Yes, Puerto Rican	Stand as original value	F
4	Any value	2: Unmarked	2: Unmarked	1: Marked	2: Unmarked	4: Yes, Cuban	Stand as original value	F
5	1: Marked	2: Unmarked	2: Unmarked	2: Unmarked	2: Unmarked	1: No, not Spanish, Hispanic, or Latino	Stand as original value	F
6	2: Unmarked	2: Unmarked	2: Unmarked	2: Unmarked	2: Unmarked	∴ Missing	Stand as original value	F

* Indication of backward coding (B) or forward coding (F).

**Coding Table for Note 24B1:
S09Z01, S09Z15-S09Z17**

N24B1	S09Z01 is:	S09Z15-S09Z17 are:	S09Z01 is coded as:	S09Z15-S09Z17 are coded as:	*
1	1: yes	Any value	Stands as original value	Stand as original value	
2	2: no or missing response	At least one is “marked”	1: yes	Stand as original value	B
3	2: no	“All are blank”	Stands as original value	.N, valid skip if missing; .C, question should be skipped if marked	F
4	Missing response	“All are blank”	Stands as original value	Stand as original value	

* Indication of backward coding (B) or forward coding (F).

Definition of “all are blank” in Coding Table for Note 24B1:
All responses to S09Z15–S09Z17 are missing.

Definition of “marked” in Coding Table for Note 24B1:
Any pattern of marks outside the definition “all are blank.”

**Coding Table for Note 24B2:
S09Z15, S09Z16-S09Z17**

N24B2	S09Z15 is:	S09Z16-S09Z17 are:	S09Z15 is coded as:	S09Z16-S09Z17 are coded as:	*
1	.N, valid skip, or .C, question should be skipped	.N, valid skip, or .C, question should be skipped	Stands as original value	Stand as original value	
2	1: yes	Any value	Stands as original value	Stand as original value	
3	2: no or missing response	At least one is “marked”	1: yes	Stands as original value	B
4	2: no	“All are blank”	Stands as original value	.N, valid skip if missing; .C, question should be skipped if marked	F
5	Missing response	“All are blank”	Stands as original value	Stands as original value	

* Indication of backward coding (B) or forward coding (F).

Definition of “all are blank” in Coding Table for Note 24B2:
All responses to S09Z16–S09Z17 are missing.

Definition of “marked” in Coding Table for Note 24B2:
Any pattern of marks outside the definition “all are blank.”

PAGE IS INTENTIONALLY LEFT BLANK TO ALLOW FOR DOUBLE-SIDED COPYING

APPENDIX E

SAS PROC CONTENTS—ALPHABETICAL 2009 ADULT HCSDB

PAGE IS INTENTIONALLY LEFT BLANK TO ALLOW FOR DOUBLE-SIDED COPYING

The CONTENTS Procedure

Data Set Name	IN.HCS09A_1	Observations	50684
Member Type	DATA	Variables	1175
Engine	V9	Indexes	0
Created	Tuesday, November 10, 2009 05:36:29 PM	Observation Length	8235
Last Modified	Tuesday, November 10, 2009 05:36:29 PM	Deleted Observations	0
Protection		Compressed	CHAR
Data Set Type		Reuse Space	NO
Label		Point to Observations	YES
Data Representation	WINDOWS_32	Sorted	NO
Encoding	Default		

Engine/Host Dependent Information

Data Set Page Size	16384
Number of Data Set Pages	25369
Number of Data Set Repairs	0
File Name	L:\2009\DATA\hcs09a_1.sas7bdat
Release Created	8.0202M0
Host Created	WIN_PRO

Alphabetic List of Variables and Attributes

#	Variable	Type	Len	Format	Informat	Label
22	ACV	Char	1	\$ACV2_.		Alternate Care Value
389	BWT	Num	8			BWT - Basic Sampling Weight
5	CACSMPL	Num	8	CAC.		Catchment Area
935	CFW	Num	8			Combined annual Weight
936	CFW1	Num	8			Annual JK replicate weight 1 for COMBINED
937	CFW2	Num	8			Annual JK replicate weight 2 for COMBINED
938	CFW3	Num	8			Annual JK replicate weight 3 for COMBINED
939	CFW4	Num	8			Annual JK replicate weight 4 for COMBINED
940	CFW5	Num	8			Annual JK replicate weight 5 for COMBINED
941	CFW6	Num	8			Annual JK replicate weight 6 for COMBINED
942	CFW7	Num	8			Annual JK replicate weight 7 for COMBINED
943	CFW8	Num	8			Annual JK replicate weight 8 for COMBINED
944	CFW9	Num	8			Annual JK replicate weight 9 for COMBINED
945	CFW10	Num	8			Annual JK replicate weight 10 for COMBINED
946	CFW11	Num	8			Annual JK replicate weight 11 for COMBINED
947	CFW12	Num	8			Annual JK replicate weight 12 for COMBINED
948	CFW13	Num	8			Annual JK replicate weight 13 for COMBINED
949	CFW14	Num	8			Annual JK replicate weight 14 for COMBINED
950	CFW15	Num	8			Annual JK replicate weight 15 for COMBINED
951	CFW16	Num	8			Annual JK replicate weight 16 for COMBINED
952	CFW17	Num	8			Annual JK replicate weight 17 for COMBINED
953	CFW18	Num	8			Annual JK replicate weight 18 for COMBINED
954	CFW19	Num	8			Annual JK replicate weight 19 for COMBINED
955	CFW20	Num	8			Annual JK replicate weight 20 for COMBINED
956	CFW21	Num	8			Annual JK replicate weight 21 for COMBINED
957	CFW22	Num	8			Annual JK replicate weight 22 for COMBINED
958	CFW23	Num	8			Annual JK replicate weight 23 for COMBINED
959	CFW24	Num	8			Annual JK replicate weight 24 for COMBINED
960	CFW25	Num	8			Annual JK replicate weight 25 for COMBINED
961	CFW26	Num	8			Annual JK replicate weight 26 for COMBINED
962	CFW27	Num	8			Annual JK replicate weight 27 for COMBINED
963	CFW28	Num	8			Annual JK replicate weight 28 for COMBINED
964	CFW29	Num	8			Annual JK replicate weight 29 for COMBINED
965	CFW30	Num	8			Annual JK replicate weight 30 for COMBINED
966	CFW31	Num	8			Annual JK replicate weight 31 for COMBINED
967	CFW32	Num	8			Annual JK replicate weight 32 for COMBINED
968	CFW33	Num	8			Annual JK replicate weight 33 for COMBINED
969	CFW34	Num	8			Annual JK replicate weight 34 for COMBINED
970	CFW35	Num	8			Annual JK replicate weight 35 for COMBINED
971	CFW36	Num	8			Annual JK replicate weight 36 for COMBINED
972	CFW37	Num	8			Annual JK replicate weight 37 for COMBINED
973	CFW38	Num	8			Annual JK replicate weight 38 for COMBINED
974	CFW39	Num	8			Annual JK replicate weight 39 for COMBINED
975	CFW40	Num	8			Annual JK replicate weight 40 for COMBINED

The CONTENTS Procedure

Alphabetic List of Variables and Attributes

#	Variable	Type	Len	Format	Informat	Label
976	CFW41	Num	8			Annual JK replicate weight 41 for COMBINED
977	CFW42	Num	8			Annual JK replicate weight 42 for COMBINED
978	CFW43	Num	8			Annual JK replicate weight 43 for COMBINED
979	CFW44	Num	8			Annual JK replicate weight 44 for COMBINED
980	CFW45	Num	8			Annual JK replicate weight 45 for COMBINED
981	CFW46	Num	8			Annual JK replicate weight 46 for COMBINED
982	CFW47	Num	8			Annual JK replicate weight 47 for COMBINED
983	CFW48	Num	8			Annual JK replicate weight 48 for COMBINED
984	CFW49	Num	8			Annual JK replicate weight 49 for COMBINED
985	CFW50	Num	8			Annual JK replicate weight 50 for COMBINED
986	CFW51	Num	8			Annual JK replicate weight 51 for COMBINED
987	CFW52	Num	8			Annual JK replicate weight 52 for COMBINED
988	CFW53	Num	8			Annual JK replicate weight 53 for COMBINED
989	CFW54	Num	8			Annual JK replicate weight 54 for COMBINED
990	CFW55	Num	8			Annual JK replicate weight 55 for COMBINED
991	CFW56	Num	8			Annual JK replicate weight 56 for COMBINED
992	CFW57	Num	8			Annual JK replicate weight 57 for COMBINED
993	CFW58	Num	8			Annual JK replicate weight 58 for COMBINED
994	CFW59	Num	8			Annual JK replicate weight 59 for COMBINED
995	CFW60	Num	8			Annual JK replicate weight 60 for COMBINED
996	CFW61	Num	8			Annual JK replicate weight 61 for COMBINED
997	CFW62	Num	8			Annual JK replicate weight 62 for COMBINED
998	CFW63	Num	8			Annual JK replicate weight 63 for COMBINED
999	CFW64	Num	8			Annual JK replicate weight 64 for COMBINED
1000	CFW65	Num	8			Annual JK replicate weight 65 for COMBINED
1001	CFW66	Num	8			Annual JK replicate weight 66 for COMBINED
1002	CFW67	Num	8			Annual JK replicate weight 67 for COMBINED
1003	CFW68	Num	8			Annual JK replicate weight 68 for COMBINED
1004	CFW69	Num	8			Annual JK replicate weight 69 for COMBINED
1005	CFW70	Num	8			Annual JK replicate weight 70 for COMBINED
1006	CFW71	Num	8			Annual JK replicate weight 71 for COMBINED
1007	CFW72	Num	8			Annual JK replicate weight 72 for COMBINED
1008	CFW73	Num	8			Annual JK replicate weight 73 for COMBINED
1009	CFW74	Num	8			Annual JK replicate weight 74 for COMBINED
1010	CFW75	Num	8			Annual JK replicate weight 75 for COMBINED
1011	CFW76	Num	8			Annual JK replicate weight 76 for COMBINED
1012	CFW77	Num	8			Annual JK replicate weight 77 for COMBINED
1013	CFW78	Num	8			Annual JK replicate weight 78 for COMBINED
1014	CFW79	Num	8			Annual JK replicate weight 79 for COMBINED
1015	CFW80	Num	8			Annual JK replicate weight 80 for COMBINED
1016	CFW81	Num	8			Annual JK replicate weight 81 for COMBINED
1017	CFW82	Num	8			Annual JK replicate weight 82 for COMBINED
1018	CFW83	Num	8			Annual JK replicate weight 83 for COMBINED
1019	CFW84	Num	8			Annual JK replicate weight 84 for COMBINED
1020	CFW85	Num	8			Annual JK replicate weight 85 for COMBINED
1021	CFW86	Num	8			Annual JK replicate weight 86 for COMBINED
1022	CFW87	Num	8			Annual JK replicate weight 87 for COMBINED
1023	CFW88	Num	8			Annual JK replicate weight 88 for COMBINED
1024	CFW89	Num	8			Annual JK replicate weight 89 for COMBINED
1025	CFW90	Num	8			Annual JK replicate weight 90 for COMBINED
1026	CFW91	Num	8			Annual JK replicate weight 91 for COMBINED
1027	CFW92	Num	8			Annual JK replicate weight 92 for COMBINED
1028	CFW93	Num	8			Annual JK replicate weight 93 for COMBINED
1029	CFW94	Num	8			Annual JK replicate weight 94 for COMBINED
1030	CFW95	Num	8			Annual JK replicate weight 95 for COMBINED
1031	CFW96	Num	8			Annual JK replicate weight 96 for COMBINED
1032	CFW97	Num	8			Annual JK replicate weight 97 for COMBINED
1033	CFW98	Num	8			Annual JK replicate weight 98 for COMBINED
1034	CFW99	Num	8			Annual JK replicate weight 99 for COMBINED
1035	CFW100	Num	8			Annual JK replicate weight 100 for COMBINED
1036	CFW101	Num	8			Annual JK replicate weight 101 for COMBINED
1037	CFW102	Num	8			Annual JK replicate weight 102 for COMBINED
1038	CFW103	Num	8			Annual JK replicate weight 103 for COMBINED
1039	CFW104	Num	8			Annual JK replicate weight 104 for COMBINED
1040	CFW105	Num	8			Annual JK replicate weight 105 for COMBINED
1041	CFW106	Num	8			Annual JK replicate weight 106 for COMBINED

The CONTENTS Procedure

Alphabetic List of Variables and Attributes

#	Variable	Type	Len	Format	Informat	Label
1042	CFW107	Num	8			Annual JK replicate weight 107 for COMBINED
1043	CFW108	Num	8			Annual JK replicate weight 108 for COMBINED
1044	CFW109	Num	8			Annual JK replicate weight 109 for COMBINED
1045	CFW110	Num	8			Annual JK replicate weight 110 for COMBINED
1046	CFW111	Num	8			Annual JK replicate weight 111 for COMBINED
1047	CFW112	Num	8			Annual JK replicate weight 112 for COMBINED
1048	CFW113	Num	8			Annual JK replicate weight 113 for COMBINED
1049	CFW114	Num	8			Annual JK replicate weight 114 for COMBINED
1050	CFW115	Num	8			Annual JK replicate weight 115 for COMBINED
1051	CFW116	Num	8			Annual JK replicate weight 116 for COMBINED
1052	CFW117	Num	8			Annual JK replicate weight 117 for COMBINED
1053	CFW118	Num	8			Annual JK replicate weight 118 for COMBINED
1054	CFW119	Num	8			Annual JK replicate weight 119 for COMBINED
1055	CFW120	Num	8			Annual JK replicate weight 120 for COMBINED
1056	CFW121	Num	8			Annual JK replicate weight 121 for COMBINED
1057	CFW122	Num	8			Annual JK replicate weight 122 for COMBINED
1058	CFW123	Num	8			Annual JK replicate weight 123 for COMBINED
1059	CFW124	Num	8			Annual JK replicate weight 124 for COMBINED
1060	CFW125	Num	8			Annual JK replicate weight 125 for COMBINED
1061	CFW126	Num	8			Annual JK replicate weight 126 for COMBINED
1062	CFW127	Num	8			Annual JK replicate weight 127 for COMBINED
1063	CFW128	Num	8			Annual JK replicate weight 128 for COMBINED
1064	CFW129	Num	8			Annual JK replicate weight 129 for COMBINED
1065	CFW130	Num	8			Annual JK replicate weight 130 for COMBINED
1066	CFW131	Num	8			Annual JK replicate weight 131 for COMBINED
1067	CFW132	Num	8			Annual JK replicate weight 132 for COMBINED
1068	CFW133	Num	8			Annual JK replicate weight 133 for COMBINED
1069	CFW134	Num	8			Annual JK replicate weight 134 for COMBINED
1070	CFW135	Num	8			Annual JK replicate weight 135 for COMBINED
1071	CFW136	Num	8			Annual JK replicate weight 136 for COMBINED
1072	CFW137	Num	8			Annual JK replicate weight 137 for COMBINED
1073	CFW138	Num	8			Annual JK replicate weight 138 for COMBINED
1074	CFW139	Num	8			Annual JK replicate weight 139 for COMBINED
1075	CFW140	Num	8			Annual JK replicate weight 140 for COMBINED
1076	CFW141	Num	8			Annual JK replicate weight 141 for COMBINED
1077	CFW142	Num	8			Annual JK replicate weight 142 for COMBINED
1078	CFW143	Num	8			Annual JK replicate weight 143 for COMBINED
1079	CFW144	Num	8			Annual JK replicate weight 144 for COMBINED
1080	CFW145	Num	8			Annual JK replicate weight 145 for COMBINED
1081	CFW146	Num	8			Annual JK replicate weight 146 for COMBINED
1082	CFW147	Num	8			Annual JK replicate weight 147 for COMBINED
1083	CFW148	Num	8			Annual JK replicate weight 148 for COMBINED
1084	CFW149	Num	8			Annual JK replicate weight 149 for COMBINED
1085	CFW150	Num	8			Annual JK replicate weight 150 for COMBINED
1086	CFW151	Num	8			Annual JK replicate weight 151 for COMBINED
1087	CFW152	Num	8			Annual JK replicate weight 152 for COMBINED
1088	CFW153	Num	8			Annual JK replicate weight 153 for COMBINED
1089	CFW154	Num	8			Annual JK replicate weight 154 for COMBINED
1090	CFW155	Num	8			Annual JK replicate weight 155 for COMBINED
1091	CFW156	Num	8			Annual JK replicate weight 156 for COMBINED
1092	CFW157	Num	8			Annual JK replicate weight 157 for COMBINED
1093	CFW158	Num	8			Annual JK replicate weight 158 for COMBINED
1094	CFW159	Num	8			Annual JK replicate weight 159 for COMBINED
1095	CFW160	Num	8			Annual JK replicate weight 160 for COMBINED
1096	CFW161	Num	8			Annual JK replicate weight 161 for COMBINED
1097	CFW162	Num	8			Annual JK replicate weight 162 for COMBINED
1098	CFW163	Num	8			Annual JK replicate weight 163 for COMBINED
1099	CFW164	Num	8			Annual JK replicate weight 164 for COMBINED
1100	CFW165	Num	8			Annual JK replicate weight 165 for COMBINED
1101	CFW166	Num	8			Annual JK replicate weight 166 for COMBINED
1102	CFW167	Num	8			Annual JK replicate weight 167 for COMBINED
1103	CFW168	Num	8			Annual JK replicate weight 168 for COMBINED
1104	CFW169	Num	8			Annual JK replicate weight 169 for COMBINED
1105	CFW170	Num	8			Annual JK replicate weight 170 for COMBINED
1106	CFW171	Num	8			Annual JK replicate weight 171 for COMBINED
1107	CFW172	Num	8			Annual JK replicate weight 172 for COMBINED

The CONTENTS Procedure

Alphabetic List of Variables and Attributes

#	Variable	Type	Len	Format	Informat	Label
1108	CFW173	Num	8			Annual JK replicate weight 173 for COMBINED
1109	CFW174	Num	8			Annual JK replicate weight 174 for COMBINED
1110	CFW175	Num	8			Annual JK replicate weight 175 for COMBINED
1111	CFW176	Num	8			Annual JK replicate weight 176 for COMBINED
1112	CFW177	Num	8			Annual JK replicate weight 177 for COMBINED
1113	CFW178	Num	8			Annual JK replicate weight 178 for COMBINED
1114	CFW179	Num	8			Annual JK replicate weight 179 for COMBINED
1115	CFW180	Num	8			Annual JK replicate weight 180 for COMBINED
1116	CFW181	Num	8			Annual JK replicate weight 181 for COMBINED
1117	CFW182	Num	8			Annual JK replicate weight 182 for COMBINED
1118	CFW183	Num	8			Annual JK replicate weight 183 for COMBINED
1119	CFW184	Num	8			Annual JK replicate weight 184 for COMBINED
1120	CFW185	Num	8			Annual JK replicate weight 185 for COMBINED
1121	CFW186	Num	8			Annual JK replicate weight 186 for COMBINED
1122	CFW187	Num	8			Annual JK replicate weight 187 for COMBINED
1123	CFW188	Num	8			Annual JK replicate weight 188 for COMBINED
1124	CFW189	Num	8			Annual JK replicate weight 189 for COMBINED
1125	CFW190	Num	8			Annual JK replicate weight 190 for COMBINED
1126	CFW191	Num	8			Annual JK replicate weight 191 for COMBINED
1127	CFW192	Num	8			Annual JK replicate weight 192 for COMBINED
1128	CFW193	Num	8			Annual JK replicate weight 193 for COMBINED
1129	CFW194	Num	8			Annual JK replicate weight 194 for COMBINED
1130	CFW195	Num	8			Annual JK replicate weight 195 for COMBINED
1131	CFW196	Num	8			Annual JK replicate weight 196 for COMBINED
1132	CFW197	Num	8			Annual JK replicate weight 197 for COMBINED
1133	CFW198	Num	8			Annual JK replicate weight 198 for COMBINED
1134	CFW199	Num	8			Annual JK replicate weight 199 for COMBINED
1135	CFW200	Num	8			Annual JK replicate weight 200 for COMBINED
1136	CFW201	Num	8			Annual JK replicate weight 201 for COMBINED
1137	CFW202	Num	8			Annual JK replicate weight 202 for COMBINED
1138	CFW203	Num	8			Annual JK replicate weight 203 for COMBINED
1139	CFW204	Num	8			Annual JK replicate weight 204 for COMBINED
1140	CFW205	Num	8			Annual JK replicate weight 205 for COMBINED
1141	CFW206	Num	8			Annual JK replicate weight 206 for COMBINED
1142	CFW207	Num	8			Annual JK replicate weight 207 for COMBINED
1143	CFW208	Num	8			Annual JK replicate weight 208 for COMBINED
1144	CFW209	Num	8			Annual JK replicate weight 209 for COMBINED
1145	CFW210	Num	8			Annual JK replicate weight 210 for COMBINED
1146	CFW211	Num	8			Annual JK replicate weight 211 for COMBINED
1147	CFW212	Num	8			Annual JK replicate weight 212 for COMBINED
1148	CFW213	Num	8			Annual JK replicate weight 213 for COMBINED
1149	CFW214	Num	8			Annual JK replicate weight 214 for COMBINED
1150	CFW215	Num	8			Annual JK replicate weight 215 for COMBINED
1151	CFW216	Num	8			Annual JK replicate weight 216 for COMBINED
1152	CFW217	Num	8			Annual JK replicate weight 217 for COMBINED
1153	CFW218	Num	8			Annual JK replicate weight 218 for COMBINED
1154	CFW219	Num	8			Annual JK replicate weight 219 for COMBINED
1155	CFW220	Num	8			Annual JK replicate weight 220 for COMBINED
1156	CFW221	Num	8			Annual JK replicate weight 221 for COMBINED
1157	CFW222	Num	8			Annual JK replicate weight 222 for COMBINED
1158	CFW223	Num	8			Annual JK replicate weight 223 for COMBINED
1159	CFW224	Num	8			Annual JK replicate weight 224 for COMBINED
1160	CFW225	Num	8			Annual JK replicate weight 225 for COMBINED
1161	CFW226	Num	8			Annual JK replicate weight 226 for COMBINED
1162	CFW227	Num	8			Annual JK replicate weight 227 for COMBINED
1163	CFW228	Num	8			Annual JK replicate weight 228 for COMBINED
1164	CFW229	Num	8			Annual JK replicate weight 229 for COMBINED
1165	CFW230	Num	8			Annual JK replicate weight 230 for COMBINED
1166	CFW231	Num	8			Annual JK replicate weight 231 for COMBINED
1167	CFW232	Num	8			Annual JK replicate weight 232 for COMBINED
1168	CFW233	Num	8			Annual JK replicate weight 233 for COMBINED
1169	CFW234	Num	8			Annual JK replicate weight 234 for COMBINED
1170	CFW235	Num	8			Annual JK replicate weight 235 for COMBINED
1171	CFW236	Num	8			Annual JK replicate weight 236 for COMBINED
1172	CFW237	Num	8			Annual JK replicate weight 237 for COMBINED
1173	CFW238	Num	8			Annual JK replicate weight 238 for COMBINED

The CONTENTS Procedure

Alphabetic List of Variables and Attributes

#	Variable	Type	Len	Format	Informat	Label
1174	CFW239	Num	8			Annual JK replicate weight 239 for COMBINED
1175	CFW240	Num	8			Annual JK replicate weight 240 for COMBINED
815	CFW3_1	Num	8			Annual JK replicate weight 1 for V3
816	CFW3_2	Num	8			Annual JK replicate weight 2 for V3
817	CFW3_3	Num	8			Annual JK replicate weight 3 for V3
818	CFW3_4	Num	8			Annual JK replicate weight 4 for V3
819	CFW3_5	Num	8			Annual JK replicate weight 5 for V3
820	CFW3_6	Num	8			Annual JK replicate weight 6 for V3
821	CFW3_7	Num	8			Annual JK replicate weight 7 for V3
822	CFW3_8	Num	8			Annual JK replicate weight 8 for V3
823	CFW3_9	Num	8			Annual JK replicate weight 9 for V3
824	CFW3_10	Num	8			Annual JK replicate weight 10 for V3
825	CFW3_11	Num	8			Annual JK replicate weight 11 for V3
826	CFW3_12	Num	8			Annual JK replicate weight 12 for V3
827	CFW3_13	Num	8			Annual JK replicate weight 13 for V3
828	CFW3_14	Num	8			Annual JK replicate weight 14 for V3
829	CFW3_15	Num	8			Annual JK replicate weight 15 for V3
830	CFW3_16	Num	8			Annual JK replicate weight 16 for V3
831	CFW3_17	Num	8			Annual JK replicate weight 17 for V3
832	CFW3_18	Num	8			Annual JK replicate weight 18 for V3
833	CFW3_19	Num	8			Annual JK replicate weight 19 for V3
834	CFW3_20	Num	8			Annual JK replicate weight 20 for V3
835	CFW3_21	Num	8			Annual JK replicate weight 21 for V3
836	CFW3_22	Num	8			Annual JK replicate weight 22 for V3
837	CFW3_23	Num	8			Annual JK replicate weight 23 for V3
838	CFW3_24	Num	8			Annual JK replicate weight 24 for V3
839	CFW3_25	Num	8			Annual JK replicate weight 25 for V3
840	CFW3_26	Num	8			Annual JK replicate weight 26 for V3
841	CFW3_27	Num	8			Annual JK replicate weight 27 for V3
842	CFW3_28	Num	8			Annual JK replicate weight 28 for V3
843	CFW3_29	Num	8			Annual JK replicate weight 29 for V3
844	CFW3_30	Num	8			Annual JK replicate weight 30 for V3
845	CFW3_31	Num	8			Annual JK replicate weight 31 for V3
846	CFW3_32	Num	8			Annual JK replicate weight 32 for V3
847	CFW3_33	Num	8			Annual JK replicate weight 33 for V3
848	CFW3_34	Num	8			Annual JK replicate weight 34 for V3
849	CFW3_35	Num	8			Annual JK replicate weight 35 for V3
850	CFW3_36	Num	8			Annual JK replicate weight 36 for V3
851	CFW3_37	Num	8			Annual JK replicate weight 37 for V3
852	CFW3_38	Num	8			Annual JK replicate weight 38 for V3
853	CFW3_39	Num	8			Annual JK replicate weight 39 for V3
854	CFW3_40	Num	8			Annual JK replicate weight 40 for V3
855	CFW3_41	Num	8			Annual JK replicate weight 41 for V3
856	CFW3_42	Num	8			Annual JK replicate weight 42 for V3
857	CFW3_43	Num	8			Annual JK replicate weight 43 for V3
858	CFW3_44	Num	8			Annual JK replicate weight 44 for V3
859	CFW3_45	Num	8			Annual JK replicate weight 45 for V3
860	CFW3_46	Num	8			Annual JK replicate weight 46 for V3
861	CFW3_47	Num	8			Annual JK replicate weight 47 for V3
862	CFW3_48	Num	8			Annual JK replicate weight 48 for V3
863	CFW3_49	Num	8			Annual JK replicate weight 49 for V3
864	CFW3_50	Num	8			Annual JK replicate weight 50 for V3
865	CFW3_51	Num	8			Annual JK replicate weight 51 for V3
866	CFW3_52	Num	8			Annual JK replicate weight 52 for V3
867	CFW3_53	Num	8			Annual JK replicate weight 53 for V3
868	CFW3_54	Num	8			Annual JK replicate weight 54 for V3
869	CFW3_55	Num	8			Annual JK replicate weight 55 for V3
870	CFW3_56	Num	8			Annual JK replicate weight 56 for V3
871	CFW3_57	Num	8			Annual JK replicate weight 57 for V3
872	CFW3_58	Num	8			Annual JK replicate weight 58 for V3
873	CFW3_59	Num	8			Annual JK replicate weight 59 for V3
874	CFW3_60	Num	8			Annual JK replicate weight 60 for V3
875	CFW3_61	Num	8			Annual JK replicate weight 61 for V3
876	CFW3_62	Num	8			Annual JK replicate weight 62 for V3
877	CFW3_63	Num	8			Annual JK replicate weight 63 for V3
878	CFW3_64	Num	8			Annual JK replicate weight 64 for V3

The CONTENTS Procedure

Alphabetic List of Variables and Attributes

#	Variable	Type	Len	Format	Informat	Label
879	CFW3_65	Num	8			Annual JK replicate weight 65 for V3
880	CFW3_66	Num	8			Annual JK replicate weight 66 for V3
881	CFW3_67	Num	8			Annual JK replicate weight 67 for V3
882	CFW3_68	Num	8			Annual JK replicate weight 68 for V3
883	CFW3_69	Num	8			Annual JK replicate weight 69 for V3
884	CFW3_70	Num	8			Annual JK replicate weight 70 for V3
885	CFW3_71	Num	8			Annual JK replicate weight 71 for V3
886	CFW3_72	Num	8			Annual JK replicate weight 72 for V3
887	CFW3_73	Num	8			Annual JK replicate weight 73 for V3
888	CFW3_74	Num	8			Annual JK replicate weight 74 for V3
889	CFW3_75	Num	8			Annual JK replicate weight 75 for V3
890	CFW3_76	Num	8			Annual JK replicate weight 76 for V3
891	CFW3_77	Num	8			Annual JK replicate weight 77 for V3
892	CFW3_78	Num	8			Annual JK replicate weight 78 for V3
893	CFW3_79	Num	8			Annual JK replicate weight 79 for V3
894	CFW3_80	Num	8			Annual JK replicate weight 80 for V3
895	CFW3_81	Num	8			Annual JK replicate weight 81 for V3
896	CFW3_82	Num	8			Annual JK replicate weight 82 for V3
897	CFW3_83	Num	8			Annual JK replicate weight 83 for V3
898	CFW3_84	Num	8			Annual JK replicate weight 84 for V3
899	CFW3_85	Num	8			Annual JK replicate weight 85 for V3
900	CFW3_86	Num	8			Annual JK replicate weight 86 for V3
901	CFW3_87	Num	8			Annual JK replicate weight 87 for V3
902	CFW3_88	Num	8			Annual JK replicate weight 88 for V3
903	CFW3_89	Num	8			Annual JK replicate weight 89 for V3
904	CFW3_90	Num	8			Annual JK replicate weight 90 for V3
905	CFW3_91	Num	8			Annual JK replicate weight 91 for V3
906	CFW3_92	Num	8			Annual JK replicate weight 92 for V3
907	CFW3_93	Num	8			Annual JK replicate weight 93 for V3
908	CFW3_94	Num	8			Annual JK replicate weight 94 for V3
909	CFW3_95	Num	8			Annual JK replicate weight 95 for V3
910	CFW3_96	Num	8			Annual JK replicate weight 96 for V3
911	CFW3_97	Num	8			Annual JK replicate weight 97 for V3
912	CFW3_98	Num	8			Annual JK replicate weight 98 for V3
913	CFW3_99	Num	8			Annual JK replicate weight 99 for V3
914	CFW3_100	Num	8			Annual JK replicate weight 100 for V3
915	CFW3_101	Num	8			Annual JK replicate weight 101 for V3
916	CFW3_102	Num	8			Annual JK replicate weight 102 for V3
917	CFW3_103	Num	8			Annual JK replicate weight 103 for V3
918	CFW3_104	Num	8			Annual JK replicate weight 104 for V3
919	CFW3_105	Num	8			Annual JK replicate weight 105 for V3
920	CFW3_106	Num	8			Annual JK replicate weight 106 for V3
921	CFW3_107	Num	8			Annual JK replicate weight 107 for V3
922	CFW3_108	Num	8			Annual JK replicate weight 108 for V3
923	CFW3_109	Num	8			Annual JK replicate weight 109 for V3
924	CFW3_110	Num	8			Annual JK replicate weight 110 for V3
925	CFW3_111	Num	8			Annual JK replicate weight 111 for V3
926	CFW3_112	Num	8			Annual JK replicate weight 112 for V3
927	CFW3_113	Num	8			Annual JK replicate weight 113 for V3
928	CFW3_114	Num	8			Annual JK replicate weight 114 for V3

The CONTENTS Procedure

Alphabetic List of Variables and Attributes

#	Variable	Type	Len	Format	Informat	Label
929	CFW3_115	Num	8			Annual JK replicate weight 115 for V3
930	CFW3_116	Num	8			Annual JK replicate weight 116 for V3
931	CFW3_117	Num	8			Annual JK replicate weight 117 for V3
932	CFW3_118	Num	8			Annual JK replicate weight 118 for V3
933	CFW3_119	Num	8			Annual JK replicate weight 119 for V3
934	CFW3_120	Num	8			Annual JK replicate weight 120 for V3
574	CFW4_1	Num	8			Annual JK replicate weight 1 for V4
575	CFW4_2	Num	8			Annual JK replicate weight 2 for V4
576	CFW4_3	Num	8			Annual JK replicate weight 3 for V4
577	CFW4_4	Num	8			Annual JK replicate weight 4 for V4
578	CFW4_5	Num	8			Annual JK replicate weight 5 for V4
579	CFW4_6	Num	8			Annual JK replicate weight 6 for V4
580	CFW4_7	Num	8			Annual JK replicate weight 7 for V4
581	CFW4_8	Num	8			Annual JK replicate weight 8 for V4
582	CFW4_9	Num	8			Annual JK replicate weight 9 for V4
583	CFW4_10	Num	8			Annual JK replicate weight 10 for V4
584	CFW4_11	Num	8			Annual JK replicate weight 11 for V4
585	CFW4_12	Num	8			Annual JK replicate weight 12 for V4
586	CFW4_13	Num	8			Annual JK replicate weight 13 for V4
587	CFW4_14	Num	8			Annual JK replicate weight 14 for V4
588	CFW4_15	Num	8			Annual JK replicate weight 15 for V4
589	CFW4_16	Num	8			Annual JK replicate weight 16 for V4
590	CFW4_17	Num	8			Annual JK replicate weight 17 for V4
591	CFW4_18	Num	8			Annual JK replicate weight 18 for V4
592	CFW4_19	Num	8			Annual JK replicate weight 19 for V4
593	CFW4_20	Num	8			Annual JK replicate weight 20 for V4
594	CFW4_21	Num	8			Annual JK replicate weight 21 for V4
595	CFW4_22	Num	8			Annual JK replicate weight 22 for V4
596	CFW4_23	Num	8			Annual JK replicate weight 23 for V4
597	CFW4_24	Num	8			Annual JK replicate weight 24 for V4
598	CFW4_25	Num	8			Annual JK replicate weight 25 for V4
599	CFW4_26	Num	8			Annual JK replicate weight 26 for V4
600	CFW4_27	Num	8			Annual JK replicate weight 27 for V4
601	CFW4_28	Num	8			Annual JK replicate weight 28 for V4
602	CFW4_29	Num	8			Annual JK replicate weight 29 for V4
603	CFW4_30	Num	8			Annual JK replicate weight 30 for V4
604	CFW4_31	Num	8			Annual JK replicate weight 31 for V4
605	CFW4_32	Num	8			Annual JK replicate weight 32 for V4
606	CFW4_33	Num	8			Annual JK replicate weight 33 for V4
607	CFW4_34	Num	8			Annual JK replicate weight 34 for V4
608	CFW4_35	Num	8			Annual JK replicate weight 35 for V4
609	CFW4_36	Num	8			Annual JK replicate weight 36 for V4
610	CFW4_37	Num	8			Annual JK replicate weight 37 for V4
611	CFW4_38	Num	8			Annual JK replicate weight 38 for V4
612	CFW4_39	Num	8			Annual JK replicate weight 39 for V4
613	CFW4_40	Num	8			Annual JK replicate weight 40 for V4
614	CFW4_41	Num	8			Annual JK replicate weight 41 for V4
615	CFW4_42	Num	8			Annual JK replicate weight 42 for V4
616	CFW4_43	Num	8			Annual JK replicate weight 43 for V4
617	CFW4_44	Num	8			Annual JK replicate weight 44 for V4
618	CFW4_45	Num	8			Annual JK replicate weight 45 for V4
619	CFW4_46	Num	8			Annual JK replicate weight 46 for V4
620	CFW4_47	Num	8			Annual JK replicate weight 47 for V4
621	CFW4_48	Num	8			Annual JK replicate weight 48 for V4
622	CFW4_49	Num	8			Annual JK replicate weight 49 for V4
623	CFW4_50	Num	8			Annual JK replicate weight 50 for V4
624	CFW4_51	Num	8			Annual JK replicate weight 51 for V4
625	CFW4_52	Num	8			Annual JK replicate weight 52 for V4
626	CFW4_53	Num	8			Annual JK replicate weight 53 for V4
627	CFW4_54	Num	8			Annual JK replicate weight 54 for V4

The CONTENTS Procedure

Alphabetic List of Variables and Attributes

#	Variable	Type	Len	Format	Informat	Label
628	CFW4_55	Num	8			Annual JK replicate weight 55 for V4
629	CFW4_56	Num	8			Annual JK replicate weight 56 for V4
630	CFW4_57	Num	8			Annual JK replicate weight 57 for V4
631	CFW4_58	Num	8			Annual JK replicate weight 58 for V4
632	CFW4_59	Num	8			Annual JK replicate weight 59 for V4
633	CFW4_60	Num	8			Annual JK replicate weight 60 for V4
634	CFW4_61	Num	8			Annual JK replicate weight 61 for V4
635	CFW4_62	Num	8			Annual JK replicate weight 62 for V4
636	CFW4_63	Num	8			Annual JK replicate weight 63 for V4
637	CFW4_64	Num	8			Annual JK replicate weight 64 for V4
638	CFW4_65	Num	8			Annual JK replicate weight 65 for V4
639	CFW4_66	Num	8			Annual JK replicate weight 66 for V4
640	CFW4_67	Num	8			Annual JK replicate weight 67 for V4
641	CFW4_68	Num	8			Annual JK replicate weight 68 for V4
642	CFW4_69	Num	8			Annual JK replicate weight 69 for V4
643	CFW4_70	Num	8			Annual JK replicate weight 70 for V4
644	CFW4_71	Num	8			Annual JK replicate weight 71 for V4
645	CFW4_72	Num	8			Annual JK replicate weight 72 for V4
646	CFW4_73	Num	8			Annual JK replicate weight 73 for V4
647	CFW4_74	Num	8			Annual JK replicate weight 74 for V4
648	CFW4_75	Num	8			Annual JK replicate weight 75 for V4
649	CFW4_76	Num	8			Annual JK replicate weight 76 for V4
650	CFW4_77	Num	8			Annual JK replicate weight 77 for V4
651	CFW4_78	Num	8			Annual JK replicate weight 78 for V4
652	CFW4_79	Num	8			Annual JK replicate weight 79 for V4
653	CFW4_80	Num	8			Annual JK replicate weight 80 for V4
654	CFW4_81	Num	8			Annual JK replicate weight 81 for V4
655	CFW4_82	Num	8			Annual JK replicate weight 82 for V4
656	CFW4_83	Num	8			Annual JK replicate weight 83 for V4
657	CFW4_84	Num	8			Annual JK replicate weight 84 for V4
658	CFW4_85	Num	8			Annual JK replicate weight 85 for V4
659	CFW4_86	Num	8			Annual JK replicate weight 86 for V4
660	CFW4_87	Num	8			Annual JK replicate weight 87 for V4
661	CFW4_88	Num	8			Annual JK replicate weight 88 for V4
662	CFW4_89	Num	8			Annual JK replicate weight 89 for V4
663	CFW4_90	Num	8			Annual JK replicate weight 90 for V4
664	CFW4_91	Num	8			Annual JK replicate weight 91 for V4
665	CFW4_92	Num	8			Annual JK replicate weight 92 for V4
666	CFW4_93	Num	8			Annual JK replicate weight 93 for V4
667	CFW4_94	Num	8			Annual JK replicate weight 94 for V4
668	CFW4_95	Num	8			Annual JK replicate weight 95 for V4
669	CFW4_96	Num	8			Annual JK replicate weight 96 for V4
670	CFW4_97	Num	8			Annual JK replicate weight 97 for V4
671	CFW4_98	Num	8			Annual JK replicate weight 98 for V4
672	CFW4_99	Num	8			Annual JK replicate weight 99 for V4
673	CFW4_100	Num	8			Annual JK replicate weight 100 for V4
674	CFW4_101	Num	8			Annual JK replicate weight 101 for V4
675	CFW4_102	Num	8			Annual JK replicate weight 102 for V4
676	CFW4_103	Num	8			Annual JK replicate weight 103 for V4
677	CFW4_104	Num	8			Annual JK replicate weight 104 for V4
678	CFW4_105	Num	8			Annual JK replicate weight 105 for V4
679	CFW4_106	Num	8			Annual JK replicate weight 106 for V4
680	CFW4_107	Num	8			Annual JK replicate weight 107 for V4
681	CFW4_108	Num	8			Annual JK replicate weight 108 for V4
682	CFW4_109	Num	8			Annual JK replicate weight 109 for V4

The CONTENTS Procedure

Alphabetic List of Variables and Attributes

#	Variable	Type	Len	Format	Informat	Label
683	CFW4_110	Num	8			Annual JK replicate weight 110 for V4
684	CFW4_111	Num	8			Annual JK replicate weight 111 for V4
685	CFW4_112	Num	8			Annual JK replicate weight 112 for V4
686	CFW4_113	Num	8			Annual JK replicate weight 113 for V4
687	CFW4_114	Num	8			Annual JK replicate weight 114 for V4
688	CFW4_115	Num	8			Annual JK replicate weight 115 for V4
689	CFW4_116	Num	8			Annual JK replicate weight 116 for V4
690	CFW4_117	Num	8			Annual JK replicate weight 117 for V4
691	CFW4_118	Num	8			Annual JK replicate weight 118 for V4
692	CFW4_119	Num	8			Annual JK replicate weight 119 for V4
693	CFW4_120	Num	8			Annual JK replicate weight 120 for V4
694	CFW4_121	Num	8			Annual JK replicate weight 121 for V4
695	CFW4_122	Num	8			Annual JK replicate weight 122 for V4
696	CFW4_123	Num	8			Annual JK replicate weight 123 for V4
697	CFW4_124	Num	8			Annual JK replicate weight 124 for V4
698	CFW4_125	Num	8			Annual JK replicate weight 125 for V4
699	CFW4_126	Num	8			Annual JK replicate weight 126 for V4
700	CFW4_127	Num	8			Annual JK replicate weight 127 for V4
701	CFW4_128	Num	8			Annual JK replicate weight 128 for V4
702	CFW4_129	Num	8			Annual JK replicate weight 129 for V4
703	CFW4_130	Num	8			Annual JK replicate weight 130 for V4
704	CFW4_131	Num	8			Annual JK replicate weight 131 for V4
705	CFW4_132	Num	8			Annual JK replicate weight 132 for V4
706	CFW4_133	Num	8			Annual JK replicate weight 133 for V4
707	CFW4_134	Num	8			Annual JK replicate weight 134 for V4
708	CFW4_135	Num	8			Annual JK replicate weight 135 for V4
709	CFW4_136	Num	8			Annual JK replicate weight 136 for V4
710	CFW4_137	Num	8			Annual JK replicate weight 137 for V4
711	CFW4_138	Num	8			Annual JK replicate weight 138 for V4
712	CFW4_139	Num	8			Annual JK replicate weight 139 for V4
713	CFW4_140	Num	8			Annual JK replicate weight 140 for V4
714	CFW4_141	Num	8			Annual JK replicate weight 141 for V4
715	CFW4_142	Num	8			Annual JK replicate weight 142 for V4

The CONTENTS Procedure

Alphabetic List of Variables and Attributes

#	Variable	Type	Len	Format	Informat	Label
716	CFW4_143	Num	8			Annual JK replicate weight 143 for V4
717	CFW4_144	Num	8			Annual JK replicate weight 144 for V4
718	CFW4_145	Num	8			Annual JK replicate weight 145 for V4
719	CFW4_146	Num	8			Annual JK replicate weight 146 for V4
720	CFW4_147	Num	8			Annual JK replicate weight 147 for V4
721	CFW4_148	Num	8			Annual JK replicate weight 148 for V4
722	CFW4_149	Num	8			Annual JK replicate weight 149 for V4
723	CFW4_150	Num	8			Annual JK replicate weight 150 for V4
724	CFW4_151	Num	8			Annual JK replicate weight 151 for V4
725	CFW4_152	Num	8			Annual JK replicate weight 152 for V4
726	CFW4_153	Num	8			Annual JK replicate weight 153 for V4
727	CFW4_154	Num	8			Annual JK replicate weight 154 for V4
728	CFW4_155	Num	8			Annual JK replicate weight 155 for V4
729	CFW4_156	Num	8			Annual JK replicate weight 156 for V4
730	CFW4_157	Num	8			Annual JK replicate weight 157 for V4
731	CFW4_158	Num	8			Annual JK replicate weight 158 for V4
732	CFW4_159	Num	8			Annual JK replicate weight 159 for V4
733	CFW4_160	Num	8			Annual JK replicate weight 160 for V4
734	CFW4_161	Num	8			Annual JK replicate weight 161 for V4
735	CFW4_162	Num	8			Annual JK replicate weight 162 for V4
736	CFW4_163	Num	8			Annual JK replicate weight 163 for V4
737	CFW4_164	Num	8			Annual JK replicate weight 164 for V4
738	CFW4_165	Num	8			Annual JK replicate weight 165 for V4
739	CFW4_166	Num	8			Annual JK replicate weight 166 for V4
740	CFW4_167	Num	8			Annual JK replicate weight 167 for V4
741	CFW4_168	Num	8			Annual JK replicate weight 168 for V4
742	CFW4_169	Num	8			Annual JK replicate weight 169 for V4
743	CFW4_170	Num	8			Annual JK replicate weight 170 for V4
744	CFW4_171	Num	8			Annual JK replicate weight 171 for V4
745	CFW4_172	Num	8			Annual JK replicate weight 172 for V4
746	CFW4_173	Num	8			Annual JK replicate weight 173 for V4
747	CFW4_174	Num	8			Annual JK replicate weight 174 for V4
748	CFW4_175	Num	8			Annual JK replicate weight 175 for V4

The CONTENTS Procedure

Alphabetic List of Variables and Attributes

#	Variable	Type	Len	Format	Informat	Label
749	CFW4_176	Num	8			Annual JK replicate weight 176 for V4
750	CFW4_177	Num	8			Annual JK replicate weight 177 for V4
751	CFW4_178	Num	8			Annual JK replicate weight 178 for V4
752	CFW4_179	Num	8			Annual JK replicate weight 179 for V4
753	CFW4_180	Num	8			Annual JK replicate weight 180 for V4
754	CFW4_181	Num	8			Annual JK replicate weight 181 for V4
755	CFW4_182	Num	8			Annual JK replicate weight 182 for V4
756	CFW4_183	Num	8			Annual JK replicate weight 183 for V4
757	CFW4_184	Num	8			Annual JK replicate weight 184 for V4
758	CFW4_185	Num	8			Annual JK replicate weight 185 for V4
759	CFW4_186	Num	8			Annual JK replicate weight 186 for V4
760	CFW4_187	Num	8			Annual JK replicate weight 187 for V4
761	CFW4_188	Num	8			Annual JK replicate weight 188 for V4
762	CFW4_189	Num	8			Annual JK replicate weight 189 for V4
763	CFW4_190	Num	8			Annual JK replicate weight 190 for V4
764	CFW4_191	Num	8			Annual JK replicate weight 191 for V4
765	CFW4_192	Num	8			Annual JK replicate weight 192 for V4
766	CFW4_193	Num	8			Annual JK replicate weight 193 for V4
767	CFW4_194	Num	8			Annual JK replicate weight 194 for V4
768	CFW4_195	Num	8			Annual JK replicate weight 195 for V4
769	CFW4_196	Num	8			Annual JK replicate weight 196 for V4
770	CFW4_197	Num	8			Annual JK replicate weight 197 for V4
771	CFW4_198	Num	8			Annual JK replicate weight 198 for V4
772	CFW4_199	Num	8			Annual JK replicate weight 199 for V4
773	CFW4_200	Num	8			Annual JK replicate weight 200 for V4
774	CFW4_201	Num	8			Annual JK replicate weight 201 for V4
775	CFW4_202	Num	8			Annual JK replicate weight 202 for V4
776	CFW4_203	Num	8			Annual JK replicate weight 203 for V4
777	CFW4_204	Num	8			Annual JK replicate weight 204 for V4
778	CFW4_205	Num	8			Annual JK replicate weight 205 for V4
779	CFW4_206	Num	8			Annual JK replicate weight 206 for V4
780	CFW4_207	Num	8			Annual JK replicate weight 207 for V4
781	CFW4_208	Num	8			Annual JK replicate weight 208 for V4

The CONTENTS Procedure

Alphabetic List of Variables and Attributes

#	Variable	Type	Len	Format	Informat	Label
782	CFW4_209	Num	8			Annual JK replicate weight 209 for V4
783	CFW4_210	Num	8			Annual JK replicate weight 210 for V4
784	CFW4_211	Num	8			Annual JK replicate weight 211 for V4
785	CFW4_212	Num	8			Annual JK replicate weight 212 for V4
786	CFW4_213	Num	8			Annual JK replicate weight 213 for V4
787	CFW4_214	Num	8			Annual JK replicate weight 214 for V4
788	CFW4_215	Num	8			Annual JK replicate weight 215 for V4
789	CFW4_216	Num	8			Annual JK replicate weight 216 for V4
790	CFW4_217	Num	8			Annual JK replicate weight 217 for V4
791	CFW4_218	Num	8			Annual JK replicate weight 218 for V4
792	CFW4_219	Num	8			Annual JK replicate weight 219 for V4
793	CFW4_220	Num	8			Annual JK replicate weight 220 for V4
794	CFW4_221	Num	8			Annual JK replicate weight 221 for V4
795	CFW4_222	Num	8			Annual JK replicate weight 222 for V4
796	CFW4_223	Num	8			Annual JK replicate weight 223 for V4
797	CFW4_224	Num	8			Annual JK replicate weight 224 for V4
798	CFW4_225	Num	8			Annual JK replicate weight 225 for V4
799	CFW4_226	Num	8			Annual JK replicate weight 226 for V4
800	CFW4_227	Num	8			Annual JK replicate weight 227 for V4
801	CFW4_228	Num	8			Annual JK replicate weight 228 for V4
802	CFW4_229	Num	8			Annual JK replicate weight 229 for V4
803	CFW4_230	Num	8			Annual JK replicate weight 230 for V4
804	CFW4_231	Num	8			Annual JK replicate weight 231 for V4
805	CFW4_232	Num	8			Annual JK replicate weight 232 for V4
806	CFW4_233	Num	8			Annual JK replicate weight 233 for V4
807	CFW4_234	Num	8			Annual JK replicate weight 234 for V4
808	CFW4_235	Num	8			Annual JK replicate weight 235 for V4
809	CFW4_236	Num	8			Annual JK replicate weight 236 for V4
810	CFW4_237	Num	8			Annual JK replicate weight 237 for V4
811	CFW4_238	Num	8			Annual JK replicate weight 238 for V4
812	CFW4_239	Num	8			Annual JK replicate weight 239 for V4
813	CFW4_240	Num	8			Annual JK replicate weight 240 for V4
814	CFW_V3	Num	8			Annual weight for V3
573	CFW_V4	Num	8			Annual weight for V4

The CONTENTS Procedure

Alphabetic List of Variables and Attributes

#	Variable	Type	Len	Format	Informat	Label
19	DAGEQY	Char	3			Age at time of data collection
23	DBENCAT	Char	3	\$BENCAT.		Beneficiary Category
10	DCATCH	Char	4			Catchment Area
24	DMEDELG	Char	1	\$MEDELG.		Medical Privilege Code
25	DSPONSVC	Char	1	\$SPONSVC.		Derived Sponsor Branch of Service
280	DUPFLAG	Char	3			Multiple Response Indicator
12	D_FAC	Char	9	\$DFAC.	9.	Facility Type Code
13	D_HEALTH	Char	2	\$DHEALTH.		Health Service Region
6	ENBGSMPL	Char	2	\$ENBGS.		Enrollment by beneficiary category
20	FIELDAGE	Char	3			Age at start of fielding period
279	FLAG_FIN	Char	5	\$FINAL.		Final Desposition
281	FNSTATUS	Num	8	FNSTATS.		Final Status
512	FWRWT	Num	8			Final NEW Weight
513	FWRWT1	Num	8			Replicated/JackKnife NEW Weight 1
514	FWRWT2	Num	8			Replicated/JackKnife NEW Weight 2
515	FWRWT3	Num	8			Replicated/JackKnife NEW Weight 3
516	FWRWT4	Num	8			Replicated/JackKnife NEW Weight 4
517	FWRWT5	Num	8			Replicated/JackKnife NEW Weight 5
518	FWRWT6	Num	8			Replicated/JackKnife NEW Weight 6
519	FWRWT7	Num	8			Replicated/JackKnife NEW Weight 7
520	FWRWT8	Num	8			Replicated/JackKnife NEW Weight 8
521	FWRWT9	Num	8			Replicated/JackKnife NEW Weight 9
522	FWRWT10	Num	8			Replicated/JackKnife NEW Weight 10
523	FWRWT11	Num	8			Replicated/JackKnife NEW Weight 11
524	FWRWT12	Num	8			Replicated/JackKnife NEW Weight 12
525	FWRWT13	Num	8			Replicated/JackKnife NEW Weight 13
526	FWRWT14	Num	8			Replicated/JackKnife NEW Weight 14
527	FWRWT15	Num	8			Replicated/JackKnife NEW Weight 15
528	FWRWT16	Num	8			Replicated/JackKnife NEW Weight 16
529	FWRWT17	Num	8			Replicated/JackKnife NEW Weight 17
530	FWRWT18	Num	8			Replicated/JackKnife NEW Weight 18
531	FWRWT19	Num	8			Replicated/JackKnife NEW Weight 19
532	FWRWT20	Num	8			Replicated/JackKnife NEW Weight 20
533	FWRWT21	Num	8			Replicated/JackKnife NEW Weight 21
534	FWRWT22	Num	8			Replicated/JackKnife NEW Weight 22
535	FWRWT23	Num	8			Replicated/JackKnife NEW Weight 23
536	FWRWT24	Num	8			Replicated/JackKnife NEW Weight 24
537	FWRWT25	Num	8			Replicated/JackKnife NEW Weight 25
538	FWRWT26	Num	8			Replicated/JackKnife NEW Weight 26
539	FWRWT27	Num	8			Replicated/JackKnife NEW Weight 27
540	FWRWT28	Num	8			Replicated/JackKnife NEW Weight 28
541	FWRWT29	Num	8			Replicated/JackKnife NEW Weight 29
542	FWRWT30	Num	8			Replicated/JackKnife NEW Weight 30
543	FWRWT31	Num	8			Replicated/JackKnife NEW Weight 31
544	FWRWT32	Num	8			Replicated/JackKnife NEW Weight 32
545	FWRWT33	Num	8			Replicated/JackKnife NEW Weight 33
546	FWRWT34	Num	8			Replicated/JackKnife NEW Weight 34
547	FWRWT35	Num	8			Replicated/JackKnife NEW Weight 35
548	FWRWT36	Num	8			Replicated/JackKnife NEW Weight 36
549	FWRWT37	Num	8			Replicated/JackKnife NEW Weight 37
550	FWRWT38	Num	8			Replicated/JackKnife NEW Weight 38
551	FWRWT39	Num	8			Replicated/JackKnife NEW Weight 39
552	FWRWT40	Num	8			Replicated/JackKnife NEW Weight 40
553	FWRWT41	Num	8			Replicated/JackKnife NEW Weight 41
554	FWRWT42	Num	8			Replicated/JackKnife NEW Weight 42
555	FWRWT43	Num	8			Replicated/JackKnife NEW Weight 43
556	FWRWT44	Num	8			Replicated/JackKnife NEW Weight 44
557	FWRWT45	Num	8			Replicated/JackKnife NEW Weight 45
558	FWRWT46	Num	8			Replicated/JackKnife NEW Weight 46
559	FWRWT47	Num	8			Replicated/JackKnife NEW Weight 47
560	FWRWT48	Num	8			Replicated/JackKnife NEW Weight 48
561	FWRWT49	Num	8			Replicated/JackKnife NEW Weight 49
562	FWRWT50	Num	8			Replicated/JackKnife NEW Weight 50
563	FWRWT51	Num	8			Replicated/JackKnife NEW Weight 51
564	FWRWT52	Num	8			Replicated/JackKnife NEW Weight 52
565	FWRWT53	Num	8			Replicated/JackKnife NEW Weight 53

The CONTENTS Procedure

Alphabetic List of Variables and Attributes

#	Variable	Type	Len	Format	Informat	Label
566	FWRWT54	Num	8			Replicated/JackKnife NEW Weight 54
567	FWRWT55	Num	8			Replicated/JackKnife NEW Weight 55
568	FWRWT56	Num	8			Replicated/JackKnife NEW Weight 56
569	FWRWT57	Num	8			Replicated/JackKnife NEW Weight 57
570	FWRWT58	Num	8			Replicated/JackKnife NEW Weight 58
571	FWRWT59	Num	8			Replicated/JackKnife NEW Weight 59
572	FWRWT60	Num	8			Replicated/JackKnife NEW Weight 60
451	FWRWT_V3	Num	8			Final NEW Weight for CAHPS3.0
390	FWRWT_V4	Num	8			Final NEW Weight for CAHPS4.0
452	FWTV3_1	Num	8			Replicated/JackKnife NEW Weight 1 for CAHPS3.0
453	FWTV3_2	Num	8			Replicated/JackKnife NEW Weight 2 for CAHPS3.0
454	FWTV3_3	Num	8			Replicated/JackKnife NEW Weight 3 for CAHPS3.0
455	FWTV3_4	Num	8			Replicated/JackKnife NEW Weight 4 for CAHPS3.0
456	FWTV3_5	Num	8			Replicated/JackKnife NEW Weight 5 for CAHPS3.0
457	FWTV3_6	Num	8			Replicated/JackKnife NEW Weight 6 for CAHPS3.0
458	FWTV3_7	Num	8			Replicated/JackKnife NEW Weight 7 for CAHPS3.0
459	FWTV3_8	Num	8			Replicated/JackKnife NEW Weight 8 for CAHPS3.0
460	FWTV3_9	Num	8			Replicated/JackKnife NEW Weight 9 for CAHPS3.0
461	FWTV3_10	Num	8			Replicated/JackKnife NEW Weight 10 for CAHPS3.0
462	FWTV3_11	Num	8			Replicated/JackKnife NEW Weight 11 for CAHPS3.0
463	FWTV3_12	Num	8			Replicated/JackKnife NEW Weight 12 for CAHPS3.0
464	FWTV3_13	Num	8			Replicated/JackKnife NEW Weight 13 for CAHPS3.0
465	FWTV3_14	Num	8			Replicated/JackKnife NEW Weight 14 for CAHPS3.0
466	FWTV3_15	Num	8			Replicated/JackKnife NEW Weight 15 for CAHPS3.0
467	FWTV3_16	Num	8			Replicated/JackKnife NEW Weight 16 for CAHPS3.0
468	FWTV3_17	Num	8			Replicated/JackKnife NEW Weight 17 for CAHPS3.0
469	FWTV3_18	Num	8			Replicated/JackKnife NEW Weight 18 for CAHPS3.0
470	FWTV3_19	Num	8			Replicated/JackKnife NEW Weight 19 for CAHPS3.0
471	FWTV3_20	Num	8			Replicated/JackKnife NEW Weight 20 for CAHPS3.0
472	FWTV3_21	Num	8			Replicated/JackKnife NEW Weight 21 for CAHPS3.0
473	FWTV3_22	Num	8			Replicated/JackKnife NEW Weight 22 for CAHPS3.0
474	FWTV3_23	Num	8			Replicated/JackKnife NEW Weight 23 for CAHPS3.0
475	FWTV3_24	Num	8			Replicated/JackKnife NEW Weight 24 for CAHPS3.0
476	FWTV3_25	Num	8			Replicated/JackKnife NEW Weight 25 for CAHPS3.0
477	FWTV3_26	Num	8			Replicated/JackKnife NEW Weight 26 for CAHPS3.0
478	FWTV3_27	Num	8			Replicated/JackKnife NEW Weight 27 for CAHPS3.0
479	FWTV3_28	Num	8			Replicated/JackKnife NEW Weight 28 for CAHPS3.0
480	FWTV3_29	Num	8			Replicated/JackKnife NEW Weight 29 for CAHPS3.0
481	FWTV3_30	Num	8			Replicated/JackKnife NEW Weight 30 for CAHPS3.0
482	FWTV3_31	Num	8			Replicated/JackKnife NEW Weight 31 for CAHPS3.0
483	FWTV3_32	Num	8			Replicated/JackKnife NEW Weight 32 for CAHPS3.0
484	FWTV3_33	Num	8			Replicated/JackKnife NEW Weight 33 for CAHPS3.0
485	FWTV3_34	Num	8			Replicated/JackKnife NEW Weight 34 for CAHPS3.0
486	FWTV3_35	Num	8			Replicated/JackKnife NEW Weight 35 for CAHPS3.0
487	FWTV3_36	Num	8			Replicated/JackKnife NEW Weight 36 for CAHPS3.0
488	FWTV3_37	Num	8			Replicated/JackKnife NEW Weight 37 for CAHPS3.0
489	FWTV3_38	Num	8			Replicated/JackKnife NEW Weight 38 for CAHPS3.0
490	FWTV3_39	Num	8			Replicated/JackKnife NEW Weight 39 for CAHPS3.0
491	FWTV3_40	Num	8			Replicated/JackKnife NEW Weight 40 for CAHPS3.0
492	FWTV3_41	Num	8			Replicated/JackKnife NEW Weight 41 for CAHPS3.0
493	FWTV3_42	Num	8			Replicated/JackKnife NEW Weight 42 for CAHPS3.0
494	FWTV3_43	Num	8			Replicated/JackKnife NEW Weight 43 for CAHPS3.0
495	FWTV3_44	Num	8			Replicated/JackKnife NEW Weight 44 for CAHPS3.0
496	FWTV3_45	Num	8			Replicated/JackKnife NEW Weight 45 for CAHPS3.0
497	FWTV3_46	Num	8			Replicated/JackKnife NEW Weight 46 for CAHPS3.0
498	FWTV3_47	Num	8			Replicated/JackKnife NEW Weight 47 for CAHPS3.0
499	FWTV3_48	Num	8			Replicated/JackKnife NEW Weight 48 for CAHPS3.0
500	FWTV3_49	Num	8			Replicated/JackKnife NEW Weight 49 for CAHPS3.0
501	FWTV3_50	Num	8			Replicated/JackKnife NEW Weight 50 for CAHPS3.0
502	FWTV3_51	Num	8			Replicated/JackKnife NEW Weight 51 for CAHPS3.0
503	FWTV3_52	Num	8			Replicated/JackKnife NEW Weight 52 for CAHPS3.0
504	FWTV3_53	Num	8			Replicated/JackKnife NEW Weight 53 for CAHPS3.0
505	FWTV3_54	Num	8			Replicated/JackKnife NEW Weight 54 for CAHPS3.0
506	FWTV3_55	Num	8			Replicated/JackKnife NEW Weight 55 for CAHPS3.0
507	FWTV3_56	Num	8			Replicated/JackKnife NEW Weight 56 for CAHPS3.0
508	FWTV3_57	Num	8			Replicated/JackKnife NEW Weight 57 for CAHPS3.0

The CONTENTS Procedure

Alphabetic List of Variables and Attributes

#	Variable	Type	Len	Format	Informat	Label
509	FWTV3_58	Num	8			Replicated/JackKnife NEW Weight 58 for CAHPS3.0
510	FWTV3_59	Num	8			Replicated/JackKnife NEW Weight 59 for CAHPS3.0
511	FWTV3_60	Num	8			Replicated/JackKnife NEW Weight 60 for CAHPS3.0
391	FWTV4_1	Num	8			Replicated/JackKnife NEW Weight 1 for CAHPS4.0
392	FWTV4_2	Num	8			Replicated/JackKnife NEW Weight 2 for CAHPS4.0
393	FWTV4_3	Num	8			Replicated/JackKnife NEW Weight 3 for CAHPS4.0
394	FWTV4_4	Num	8			Replicated/JackKnife NEW Weight 4 for CAHPS4.0
395	FWTV4_5	Num	8			Replicated/JackKnife NEW Weight 5 for CAHPS4.0
396	FWTV4_6	Num	8			Replicated/JackKnife NEW Weight 6 for CAHPS4.0
397	FWTV4_7	Num	8			Replicated/JackKnife NEW Weight 7 for CAHPS4.0
398	FWTV4_8	Num	8			Replicated/JackKnife NEW Weight 8 for CAHPS4.0
399	FWTV4_9	Num	8			Replicated/JackKnife NEW Weight 9 for CAHPS4.0
400	FWTV4_10	Num	8			Replicated/JackKnife NEW Weight 10 for CAHPS4.0
401	FWTV4_11	Num	8			Replicated/JackKnife NEW Weight 11 for CAHPS4.0
402	FWTV4_12	Num	8			Replicated/JackKnife NEW Weight 12 for CAHPS4.0
403	FWTV4_13	Num	8			Replicated/JackKnife NEW Weight 13 for CAHPS4.0
404	FWTV4_14	Num	8			Replicated/JackKnife NEW Weight 14 for CAHPS4.0
405	FWTV4_15	Num	8			Replicated/JackKnife NEW Weight 15 for CAHPS4.0
406	FWTV4_16	Num	8			Replicated/JackKnife NEW Weight 16 for CAHPS4.0
407	FWTV4_17	Num	8			Replicated/JackKnife NEW Weight 17 for CAHPS4.0
408	FWTV4_18	Num	8			Replicated/JackKnife NEW Weight 18 for CAHPS4.0
409	FWTV4_19	Num	8			Replicated/JackKnife NEW Weight 19 for CAHPS4.0
410	FWTV4_20	Num	8			Replicated/JackKnife NEW Weight 20 for CAHPS4.0
411	FWTV4_21	Num	8			Replicated/JackKnife NEW Weight 21 for CAHPS4.0
412	FWTV4_22	Num	8			Replicated/JackKnife NEW Weight 22 for CAHPS4.0
413	FWTV4_23	Num	8			Replicated/JackKnife NEW Weight 23 for CAHPS4.0
414	FWTV4_24	Num	8			Replicated/JackKnife NEW Weight 24 for CAHPS4.0
415	FWTV4_25	Num	8			Replicated/JackKnife NEW Weight 25 for CAHPS4.0
416	FWTV4_26	Num	8			Replicated/JackKnife NEW Weight 26 for CAHPS4.0
417	FWTV4_27	Num	8			Replicated/JackKnife NEW Weight 27 for CAHPS4.0
418	FWTV4_28	Num	8			Replicated/JackKnife NEW Weight 28 for CAHPS4.0
419	FWTV4_29	Num	8			Replicated/JackKnife NEW Weight 29 for CAHPS4.0
420	FWTV4_30	Num	8			Replicated/JackKnife NEW Weight 30 for CAHPS4.0
421	FWTV4_31	Num	8			Replicated/JackKnife NEW Weight 31 for CAHPS4.0
422	FWTV4_32	Num	8			Replicated/JackKnife NEW Weight 32 for CAHPS4.0
423	FWTV4_33	Num	8			Replicated/JackKnife NEW Weight 33 for CAHPS4.0
424	FWTV4_34	Num	8			Replicated/JackKnife NEW Weight 34 for CAHPS4.0
425	FWTV4_35	Num	8			Replicated/JackKnife NEW Weight 35 for CAHPS4.0
426	FWTV4_36	Num	8			Replicated/JackKnife NEW Weight 36 for CAHPS4.0
427	FWTV4_37	Num	8			Replicated/JackKnife NEW Weight 37 for CAHPS4.0
428	FWTV4_38	Num	8			Replicated/JackKnife NEW Weight 38 for CAHPS4.0
429	FWTV4_39	Num	8			Replicated/JackKnife NEW Weight 39 for CAHPS4.0
430	FWTV4_40	Num	8			Replicated/JackKnife NEW Weight 40 for CAHPS4.0
431	FWTV4_41	Num	8			Replicated/JackKnife NEW Weight 41 for CAHPS4.0
432	FWTV4_42	Num	8			Replicated/JackKnife NEW Weight 42 for CAHPS4.0
433	FWTV4_43	Num	8			Replicated/JackKnife NEW Weight 43 for CAHPS4.0
434	FWTV4_44	Num	8			Replicated/JackKnife NEW Weight 44 for CAHPS4.0
435	FWTV4_45	Num	8			Replicated/JackKnife NEW Weight 45 for CAHPS4.0
436	FWTV4_46	Num	8			Replicated/JackKnife NEW Weight 46 for CAHPS4.0
437	FWTV4_47	Num	8			Replicated/JackKnife NEW Weight 47 for CAHPS4.0
438	FWTV4_48	Num	8			Replicated/JackKnife NEW Weight 48 for CAHPS4.0
439	FWTV4_49	Num	8			Replicated/JackKnife NEW Weight 49 for CAHPS4.0
440	FWTV4_50	Num	8			Replicated/JackKnife NEW Weight 50 for CAHPS4.0
441	FWTV4_51	Num	8			Replicated/JackKnife NEW Weight 51 for CAHPS4.0
442	FWTV4_52	Num	8			Replicated/JackKnife NEW Weight 52 for CAHPS4.0
443	FWTV4_53	Num	8			Replicated/JackKnife NEW Weight 53 for CAHPS4.0
444	FWTV4_54	Num	8			Replicated/JackKnife NEW Weight 54 for CAHPS4.0
445	FWTV4_55	Num	8			Replicated/JackKnife NEW Weight 55 for CAHPS4.0
446	FWTV4_56	Num	8			Replicated/JackKnife NEW Weight 56 for CAHPS4.0
447	FWTV4_57	Num	8			Replicated/JackKnife NEW Weight 57 for CAHPS4.0
448	FWTV4_58	Num	8			Replicated/JackKnife NEW Weight 58 for CAHPS4.0
449	FWTV4_59	Num	8			Replicated/JackKnife NEW Weight 59 for CAHPS4.0
450	FWTV4_60	Num	8			Replicated/JackKnife NEW Weight 60 for CAHPS4.0
31	H09001	Num	4	YN.		Are you the person listed on envelope
47	H09003	Num	4	HPLAN1_.		Which health plan did you use most
48	H09004	Num	4	HPTIME.		Yrs in a row with health plan

The CONTENTS Procedure

Alphabetic List of Variables and Attributes

#	Variable	Type	Len	Format	Informat	Label
49	H09005	Num	4	PLACE.		In lst yr:fcilty use most for Health care
50	H09006	Num	4	YN.		In lst yr:ill/injry/cond care right away
51	H09007	Num	4	OFTEN2_.		In lst yr:get urgnt care as soon as wntd
52	H09008	Num	4	TIME1_.		In lst yr:wait btwn try get care,see prv
53	H09009	Num	4	YN.		In lst yr:make appts non-urgnt hlth care
54	H09010	Num	4	OFTEN3_.		In lst yr:non-urg hlth cre appt whn wntd
55	H09011	Num	4	TIME2_.		In lst yr:days btwn appt & see prvder
56	H09012	Num	4	OFTEN4_.		In lst yr:goto emrgncy rm for own care
57	H09013	Num	4	OFTEN4_.		In lst yr:goto Dr office/clinic for care
58	H09014	Num	4	OFTEN8_.		Lst yr: How often talk to doctor about illness prvntn
59	H09015	Num	4	YN.		Lst yr: Did doctor tell you more than 1 choice for trtmnt
60	H09016	Num	4	YNDEF.		Lst yr: Did talk to doctor about pros/cons of trtmnt
61	H09017	Num	4	YNDEF.		Lst yr: Did doctor ask which trtmnt option best for you
62	H09018	Num	4	RATE3_.		Rating of all health care in lst yr
63	H09019	Num	4	YN.		Have one person think of as personal Dr
64	H09020	Num	4	OFTEN10_.		Lst yr: How often visit prsnl doctor for care for yourself
65	H09021	Num	4	OFTEN5_.		In lst yr:how oftn Drs listen to you
66	H09022	Num	4	OFTEN5_.		In lst yr:how oftn Drs explain things
67	H09023	Num	4	OFTEN5_.		In lst yr:how oftn Drs show respect
68	H09024	Num	4	OFTEN5_.		In lst yr:how oftn Drs spend enough time
69	H09025	Num	4	YN.		Lst yr: Did get care from doctor other than prsnl doctor
70	H09026	Num	4	OFTEN8_.		Lst yr: How often prsnl doctor seemed infrmd of care from other doctors
71	H09027	Num	4	RATE6_.		Rating of your personal Dr or nurs
72	H09028	Num	4	YN.		Lst yr: Did make any appointments to see spclst
73	H09029	Num	4	OFTEN9_.		Lst yr: How often easy to get appointments with spclsts
74	H09030	Num	4	SPCLST.		Lst yr: How many spclsts seen
75	H09031	Num	4	RATE2_.		Rating of specialist seen in lst yr
76	H09032	Num	4	YN.		Lst yr: Did try to get care, test, or trtmnt through health plan
77	H09033	Num	4	OFTEN11_.		Lst yr: How often easy to get care, test, or trtmnt
79	H09034	Num	4	OFTEN12_.		Lst yr: How often written material/Internet provide needed info
80	H09035	Num	4	YN.		Lst yr: Did look for info from health plan on cost of service/equipment
81	H09036	Num	4	OFTEN13_.		Lst yr: How often able to find out cost of service/equipment
82	H09037	Num	4	YN.		Lst yr: Did look for info from health plan on cost of prescription meds
83	H09038	Num	4	OFTEN14_.		Lst yr: How often able to find out cost of prescription meds
84	H09039	Num	4	YN.		Lst yr: Did try to get info/help from health plan's cstmr service
85	H09040	Num	4	OFTEN15_.		Lst yr: How often did cstmr service give needed info/help
86	H09041	Num	4	OFTEN15_.		Lst yr: How often did cstmr service treat with courtesy/respect
87	H09042	Num	4	YN.		Lst yr: Did health plan give any forms to fill out
88	H09043	Num	4	OFTEN16_.		Lst yr: How often were forms easy to fill out
89	H09044	Num	4	YNDNK.		In lst yr:send in any claims
90	H09045	Num	4	OFTEN6_.		Lst yr: How often did health plan handle claims quickly
91	H09046	Num	4	OFTEN6_.		In lst yr:how oftn handle claims correctly
92	H09047	Num	4	RATE4_.		Rating of all experience with hlth plan
93	H09048	Num	4	TIME5_.		Blood pressure: when lst reading
94	H09049	Num	4	YNBP_.		Blood pressure: know if too high or not
95	H09050	Num	4	TIME7_.		When did you lst have a flu shot

The CONTENTS Procedure

Alphabetic List of Variables and Attributes

#	Variable	Type	Len	Format	Informat	Label
96	H09051	Num	4	YNDNK.		Smoked at least 100 cigarettes in life
97	H09052	Num	4	TIME8_.		Smoke everyday, some days or not at all
98	H09053	Num	4	OFTEN7_.		Lst yr: # visits advised to quit smoking
99	H09054	Num	4	OFTEN7_.		# visits recom medic assist quit smoking
100	H09055	Num	4	OFTEN7_.		# vist discu meth/strag asst quit smokng
101	H09056	Num	4	SEX.		Are you male or female
102	H09057	Num	4	TIME11_.		Lst have a Pap smear test
103	H09058	Num	4	YN.		Are you under age 40
104	H09059	Num	4	TIME12_.		Lst time: breasts checked mammography
105	H09060	Num	4	YNPREG.		Been pregnant in 1st yr or pregnant now
106	H09061	Num	4	PREG1_.		In what trimester is your pregnancy
107	H09062	Num	4	PREG2_.		Trimester first received prenatal care
108	H09063	Num	4	HEALTH.		In gnrl, how would you rate ovrrall hlth
109	H09064	Num	4	YN.		Impairment/Hlth prblm limit activities
110	H09065	Num	4	YN.		Lst yr: Have seen doctor 3 or more times for same condition
111	H09066	Num	4	YN.		Has condition lasted for at least 3 months
112	H09067	Num	4	YN.		Need to take medicine prescribed by a doctor
113	H09068	Num	4	YN.		Medicine to treat condition that has lasted for at least 3 months
116	H09070	Num	4	TIME14_.		Weight without shoes
117	H09071	Num	4	HISP.		Are you Spanish/Hispanic/Latino
123	H09072	Num	4	MEDA.		Currently Covered Medicare Part A
124	H09073	Num	4	MEDB.		Currently Covered Medicare Part B
125	H09074	Num	4	MEDSUPP.		Currently Covered Medicare Supplemental
32	H09002A	Num	4	MARKED.		Health plan(s) covered: TRICARE Prime
33	H09002C	Num	4	MARKED.		Health plan(s) covered: TRICARE Ext/Stnd
34	H09002F	Num	4	MARKED.		Health plan(s) covered: Medicare
35	H09002G	Num	4	MARKED.		Health plan(s) covered: FEHBP
36	H09002H	Num	4	MARKED.		Health plan(s) covered: Medicaid
37	H09002I	Num	4	MARKED.		Health plan(s) covered: Civilian HMO
38	H09002J	Num	4	MARKED.		Health plan(s) covered: Other civilian
39	H09002K	Num	4	MARKED.		Health plan(s) covered: USFHP
40	H09002L	Num	4	MARKED.		Health plan(s) covered: Not sure
41	H09002M	Num	4	MARKED.		Health plan(s) covered: Veterans
42	H09002N	Num	4	MARKED.		Health plan(s) covered: TRICARE Plus
43	H09002O	Num	4	MARKED.		Health plan(s) covered: TRICARE For Life
44	H09002P	Num	4	MARKED.		Health plan(s) covered: TRICARE Supplmntl Ins
45	H09002Q	Num	4	MARKED.		Health plan(s) covered: TRICARE Reserve Select
46	H09002R	Num	4	MARKED.		Health plan(s) covered: Gov Hlth ins-other cntry
126	H09008A	Num	4	YN.		Have one person think of as personal Dr
127	H09009A	Num	4	RATE1_.		Rating of your personal Dr or nurs
128	H09010A	Num	4	YN.		Same prs Dr/nurs before joined hlth pln
129	H09011A	Num	4	PROB1_.		Health plan: prblm to get Dr happy with
130	H09012A	Num	4	YN.		In 1st yr:you/Dr think you need spclst
131	H09013A	Num	4	PROB2_.		In 1st yr:how much prblm see spclst
132	H09014A	Num	4	YN.		In 1st yr:did you see a specialist
133	H09015A	Num	4	RATE2_.		Rating of specialist seen in 1st yr
134	H09016A	Num	4	YN.		In 1st yr:call Dr for help/advice
135	H09017A	Num	4	OFTEN1_.		In 1st yr:when call how often get hlp nd
136	H09018A	Num	4	YN.		In 1st yr:ill/injry/cond care right away
137	H09019A	Num	4	OFTEN2_.		In 1st yr:get urgnt care as soon as wntd
138	H09020A	Num	4	TIME1_.		In 1st yr:wait btwn try get care,see prv
139	H09021A	Num	4	YN.		In 1st yr:make appts non-urgnt hlth care
140	H09022A	Num	4	OFTEN3_.		In 1st yr:non-urg hlth cre appt whn wntd
141	H09023A	Num	4	TIME2_.		In 1st yr:days btwn appt & see prvder
142	H09024A	Num	4	OFTEN4_.		In 1st yr:goto emrgncy rm for own care
143	H09025A	Num	4	OFTEN4_.		In 1st yr:goto Dr office/clinic for care
144	H09026A	Num	4	YN.		In 1st yr:think need care/tests/trtmnt
145	H09027A	Num	4	PROB3_.		In 1st yr:prblm to get care thght ncssry
146	H09028A	Num	4	YN.		In 1st yr:need apprvl care/tests/trtmnt
147	H09029A	Num	4	PROB3A.		In 1st yr:prblm w/delays wait for apprv
148	H09030A	Num	4	OFTEN5_.		In 1st yr:wait within 15 min appt see Dr
149	H09031A	Num	4	OFTEN5_.		In 1st yr:how oftn treat w/crtsy/rspct
150	H09032A	Num	4	OFTEN5_.		In 1st yr:how oftn staff helpful

The CONTENTS Procedure

Alphabetic List of Variables and Attributes

#	Variable	Type	Len	Format	Informat	Label
151	H09033A	Num	4	OFTEN5_.		In lst yr:how oftn Drs listen to you
152	H09034A	Num	4	OFTEN5_.		In lst yr:how oftn Drs explain things
78	H09034B	Num	4	YN.		Lst yr: Did look for info from written material/Internet
153	H09035A	Num	4	OFTEN5_.		In lst yr:how oftn Drs show respect
154	H09036A	Num	4	OFTEN5_.		In lst yr:how oftn Drs spend enough time
155	H09037A	Num	4	RATE3_.		Rating of all health care in lst yr
156	H09039A	Num	4	YNDNK.		In lst yr:send in any claims
157	H09040A	Num	4	OFTEN6_.		In lst yr:hlth pln handle claims in rsnable time
158	H09041A	Num	4	OFTEN6_.		In lst yr:how oftn handle claims correctly
159	H09042A	Num	4	YN.		In lst yr:info in written materials
160	H09043A	Num	4	PROB8_.		In lst yr:prblm to find/undrstnd mtrls
161	H09044A	Num	4	YN.		In lst yr:hlth plan customer srvc help
162	H09045A	Num	4	PROB9_.		In lst yr:prblm get help from cstmr srvc
163	H09046A	Num	4	YN.		In lst yr:fill out paperwork
164	H09047A	Num	4	PROB10_.		In lst yr:prblms with paperwork
165	H09048A	Num	4	RATE4_.		Rating of all experience with hlth plan
166	H09054A	Num	4	TIME9_.		How long since you quit smoking
114	H09069F	Num	4	TIME14_.		Height without shoes (feet)
115	H09069I	Num	4	TIME14_.		Height without shoes (inches)
118	H09071A	Num	4	MARKED.		Not Spanish/Hispanic/Latino
119	H09071B	Num	4	MARKED.		Mexican, Mexican American, Chicano
120	H09071C	Num	4	MARKED.		Puerto Rican
121	H09071D	Num	4	MARKED.		Cuban
122	H09071E	Num	4	MARKED.		Other Spanish, Hispanic, or Latino
380	HP_BP	Num	8	HAYNN2_.		Bld prsre chck in last 2 yrs, know rsrts
385	HP_CESH	Num	8	SMOKE.		Had smoking cessation counseling - HEDIS
386	HP_CESH2	Num	8	SMOKE.		Had smoking cessation counseling - HEDIS (modified)
381	HP_FLU	Num	8	HAYNN.		65 and older, flu shot in last 12 mnths
378	HP_MAM50	Num	8	HAYNN.		Women 50>=, mammography in pst 2 yrs
377	HP_MAMOG	Num	8	HAYNN.		Women 40>=, mammography in pst 2 yrs
387	HP_OBESE	Num	8	HAYNN.		Obese/Morbidly obese
379	HP_PAP	Num	8	HAYNN.		All women, Pap smear in last 3 yrs
376	HP_PRNTL	Num	8	PRNTL.		Prgnt in lst yr, receivd cre lst trimstr
384	HP_SMKH2	Num	8	SMOKE.		Smoker under HEDIS definition (modified)
382	HP_SMOKE	Num	8	HAYNN.		Advised to quit smoking in last 12 mnths
383	HP_SMOKH	Num	8	SMOKE.		Smoker under HEDIS definition
371	KBGPRB1	Num	8	HAYNN.		Big problem getting referrals to spclst
372	KBGPRB2	Num	8	HAYNN.		Big problem getting necessary care
375	KCIVINS	Num	8	HAYNN2_.		Beneficiary coverd by civilian insurance
370	KCIVOFFC	Num	8	HAYNN.		Office wait of more than 15 min-Civ
374	KCIVOPQY	Num	8	HAGRID.		Outpat. visits-use Civilian fcilty most
282	KEYCOUNT	Num	8			# Key Questions Answered
369	KMILOFFC	Num	8	HAYNN.		Office wait of more than 15 min-Mil
373	KMILOPQY	Num	8	HAGRID.		Outpat. visits-use Military fcilty most
26	MBRRELCD	Char	1	\$MBRREL.		Member Relationship Code
27	MEDTYPE	Char	1	\$MEDTYP.		Medicare Type
344	MISS_1	Num	8	HAMISS.		Count of: Violates Skip Pattern
345	MISS_4	Num	8	HAMISS.		Count of: Incomplete grid error
346	MISS_5	Num	8	HAMISS.		Count of: Scalable reponse of Don't know
347	MISS_6	Num	8	HAMISS.		Count of: Not applicable - valid skip
348	MISS_7	Num	8	HAMISS.		Count of: Out-of-range error
349	MISS_8	Num	8	HAMISS.		Count of: Multiple response error
350	MISS_9	Num	8	HAMISS.		Count of: No response - invalid skip
351	MISS_TOT	Num	8	HAMISS.		Total number of missing responses
7	MPCSMPL	Num	8	MPCSMPL.		MPCSMPL - Military Personnel Category
1	MPRID	Char	8	\$8.	\$8.	Unique MPR Identifier
16	MRTLSTAT	Char	1	\$MSTATUS.		Marital Status
11	MSM	Char	2	\$MSM.		Multiple Service Market Areas
286	N1	Num	8	NOTES.		Coding Scheme Note 1
292	N2	Num	8	NOTES.		Coding Scheme Note 2
293	N3	Num	8	NOTES.		Coding Scheme Note 3
298	N4	Num	8	NOTES.		Coding Scheme Note 4
299	N5	Num	8	NOTES.		Coding Scheme Note 5
300	N6	Num	8	NOTES.		Coding Scheme Note 6

The CONTENTS Procedure

Alphabetic List of Variables and Attributes

#	Variable	Type	Len	Format	Informat	Label
301	N7	Num	8	NOTES.		Coding Scheme Note 7
302	N8	Num	8	NOTES.		Coding Scheme Note 8
304	N9	Num	8	NOTES.		Coding Scheme Note 9
305	N10	Num	8	NOTES.		Coding Scheme Note 10
307	N11	Num	8	NOTES.		Coding Scheme Note 11
309	N12	Num	8	NOTES.		Coding Scheme Note 12
310	N13	Num	8	NOTES.		Coding Scheme Note 13
311	N14	Num	8	NOTES.		Coding Scheme Note 14
312	N15	Num	8	NOTES.		Coding Scheme Note 15
313	N16	Num	8	NOTES.		Coding Scheme Note 16
316	N17	Num	8	NOTES.		Coding Scheme Note 17
317	N18	Num	8	NOTES.		Coding Scheme Note 18
321	N20	Num	8	NOTES.		Coding Scheme Note 20
322	N21	Num	8	NOTES.		Coding Scheme Note 21
323	N22	Num	8	NOTES.		Coding Scheme Note 22
324	N23	Num	8	NOTES.		Coding Scheme Note 23
326	N24	Num	8	NOTES.		Coding Scheme Note 24
306	N10A1	Num	8	NOTES.		Coding Scheme Note 10A1
338	N10_V3	Num	8	NOTES.		Coding Scheme Note 10
308	N11B	Num	8	NOTES.		Coding Scheme Note 11B
339	N11_V3	Num	8	NOTES.		Coding Scheme Note 11
340	N12_V3	Num	8	NOTES.		Coding Scheme Note 12
341	N13_V3	Num	8	NOTES.		Coding Scheme Note 13
342	N14_V3	Num	8	NOTES.		Coding Scheme Note 14
343	N15_V3	Num	8	NOTES.		Coding Scheme Note 15
314	N16A1	Num	8	NOTES.		Coding Scheme Note 16A1
315	N16A2	Num	8	NOTES.		Coding Scheme Note 16A2
318	N18A1	Num	8	NOTES.		Coding Scheme Note 18A1
319	N19A	Num	8	NOTES.		Coding Scheme Note 19A
320	N19B	Num	8	NOTES.		Coding Scheme Note 19B
287	N1A1	Num	8	NOTES.		Coding Scheme Note 1A1
288	N1A2	Num	8	NOTES.		Coding Scheme Note 1A2
289	N1A3	Num	8	NOTES.		Coding Scheme Note 1A3
290	N1A4	Num	8	NOTES.		Coding Scheme Note 1A4
291	N1A5	Num	8	NOTES.		Coding Scheme Note 1A5
325	N23A1	Num	8	NOTES.		Coding Scheme Note 23A1
327	N24A1	Num	8	NOTES.		Coding Scheme Note 24A1
328	N24B1	Num	8	NOTES.		Coding Scheme Note 24B1
329	N24B2	Num	8	NOTES.		Coding Scheme Note 24B2
330	N2_V3	Num	8	NOTES.		Coding Scheme Note 2
294	N3A1	Num	8	NOTES.		Coding Scheme Note 3A1
295	N3A2	Num	8	NOTES.		Coding Scheme Note 3A2
296	N3A3	Num	8	NOTES.		Coding Scheme Note 3A3
297	N3A4	Num	8	NOTES.		Coding Scheme Note 3A4
331	N3_V3	Num	8	NOTES.		Coding Scheme Note 3
332	N4_V3	Num	8	NOTES.		Coding Scheme Note 4
333	N5_V3	Num	8	NOTES.		Coding Scheme Note 5
334	N6_V3	Num	8	NOTES.		Coding Scheme Note 6
335	N7_V3	Num	8	NOTES.		Coding Scheme Note 7
303	N8A1	Num	8	NOTES.		Coding Scheme Note 8A1
336	N8_V3	Num	8	NOTES.		Coding Scheme Note 8
337	N9_V3	Num	8	NOTES.		Coding Scheme Note 9
8	NHFF	Num	8			NHFF - Stratum Sample Size
278	ONTIME	Char	3			Responded Within 8 weeks of Mail-Out
366	OUTCATCH	Num	8	OCATCH.		Out of catchment area indicator
28	PATCAT	Char	7	\$AGGBCAT.		Aggregated Beneficiary Category
21	PCM	Char	3	\$PCM.		Primary Manager Code (CIV or MIL)
30	PNLCATCD	Char	1	\$PNLCAT.		Personnel Category Code (Duty Status)
18	PNSEXCD	Char	1	\$SEXCD.		Person Gender
29	PNTYPCD	Char	1	\$PNTYPCD.		Person Type Code
388	POSTCELL	Char	7			ps cell for new wts - for all 4 quarters
283	QUARTER	Char	8			Survey Quarter
17	RACEETHN	Char	1	\$RACECD.		Race/Ethnic Code
204	S09009	Num	4	YN.		Same prsnl doctor/nurse before this hlth plan
205	S09010	Num	4	PROB1_.		Prblm getting prsnl doctor/nurse you are happy with

The CONTENTS Procedure

Alphabetic List of Variables and Attributes

#	Variable	Type	Len	Format	Informat	Label
206	S09011	Num	4	AGREE2_.		Able to see my provider when needed
207	S09012	Num	4	S09012_.		Last visit: days btwn making appntmnt and seeing prvdvr
208	S09013	Num	4	SATISFY.		Last visit: satisfaction with time waited for appntmnt
209	S09014	Num	4	SATISFY.		Last visit: satisfaction with hlth care received
174	S09B01	Num	4	MNTLHLTH.		Self rate of overall mental/emotional health
175	S09B02	Num	4	YN.		Lst yr: Needed treatmnt/cnslng-prsnl prob
176	S09B03	Num	4	PROB1_.		Lst yr: Prblm gtting needed treatmnt/cnslng
177	S09B04	Num	4	RATE5_.		Lst yr: Rate of treatmnt/cnslng received
178	S09B22	Num	4	S09B22_.		You or spouse been deployed to combat in past two yrs
182	S09B23	Num	4	YN.		Past month: nightmares/thoughts you did not want
183	S09B24	Num	4	YN.		Past month: tried not to think about or be reminded
184	S09B25	Num	4	YN.		Past month: constantly on guard, watchful, or startled
185	S09B26	Num	4	YN.		Past month: felt numb or detached from others
179	S09B22A	Num	4	MARKED.		Deployed in the past year
180	S09B22B	Num	4	MARKED.		Deployed in the past two years
181	S09B22C	Num	4	MARKED.		Not deployed in the past two years
186	S09D01	Num	4	YNDNK.		Have you used/tried smokeless tobacco products
187	S09D02	Num	4	TIME15_.		How often currently use smokeless tobacco products
188	S09D03	Num	4	YNDNK.		Do you use tobacco products other than cigarettes
189	S09D04	Num	4	VISIT.		Lst yr: How often advised by doctor to stop
190	S09D05	Num	4	POUCH.		In a week: How much dip/chewing tobacco/snuff/snus
220	S09J01	Num	4	YN.		Can obtain civilian hlth ins for self
230	S09J03	Num	4	YNPOL6_.		Are you/fam covered by a civilian policy
231	S09J04	Num	4	YNPOL5_.		Pay all of part of civilian insrnc premium
232	S09J05	Num	4	AMOUNT.		How much per mnth you/fam pay for coverage
233	S09J06	Num	4	YN.		Used civilian coverage in past year
248	S09J08	Num	4	YN.		Used TRICARE for non-prscrip drug hlth care
261	S09J10	Num	4	YN.		Dropped civ coverage in past year
262	S09J11	Num	4	EMPSTAT.		Current employment
263	S09J12	Num	4	GROSS2_.		Family gross income
221	S09J02A	Num	4	MARKED.		Obtain civ cvrg: my current employer
222	S09J02B	Num	4	MARKED.		Obtain civ cvrg: prev-emplr COBRA
223	S09J02C	Num	4	MARKED.		Obtain civ cvrg: prev-emplr retirement
224	S09J02D	Num	4	MARKED.		Obtain civ cvrg: family mem employer
225	S09J02E	Num	4	MARKED.		Obtain civ cvrg: fam mem prv-employer COBRA
226	S09J02F	Num	4	MARKED.		Obtain civ cvrg: fam mem retirement
227	S09J02G	Num	4	MARKED.		Obtain civ cvrg: another organization
228	S09J02H	Num	4	MARKED.		Obtain civ cvrg: Government program
229	S09J02I	Num	4	MARKED.		Obtain civ cvrg: don't know
234	S09J07A	Num	4	MARKED.		Not used civ cvrg: Not available
235	S09J07B	Num	4	MARKED.		Not used civ cvrg: Better choice of TRICARE drs
236	S09J07C	Num	4	MARKED.		Not used civ cvrg: Don't want to pay premium
237	S09J07D	Num	4	MARKED.		Not used civ cvrg: TRICARE Better customer service
238	S09J07E	Num	4	MARKED.		Not used civ cvrg: Benefits are poor
239	S09J07F	Num	4	MARKED.		Not used civ cvrg: Personal Dr not available
240	S09J07G	Num	4	MARKED.		Not used civ cvrg: Always want military hlth care
241	S09J07H	Num	4	MARKED.		Not used civ cvrg: TRICARE costs less
242	S09J07I	Num	4	MARKED.		Not used civ cvrg: Prefer military drs
243	S09J07J	Num	4	MARKED.		Not used civ cvrg: Prefer military hospitals
244	S09J07K	Num	4	MARKED.		Not used civ cvrg: Have not needed health care
245	S09J07L	Num	4	MARKED.		Not used civ cvrg: Another reason
246	S09J07M	Num	4	MARKED.		Not used civ cvrg: Employer bonus
247	S09J07N	Num	4	MARKED.		Not used civ cvrg: Family member employer bonus
249	S09J09A	Num	4	MARKED.		Not used TRICARE: Better choice of civ drs

The CONTENTS Procedure

Alphabetic List of Variables and Attributes

#	Variable	Type	Len	Format	Informat	Label
250	S09J09B	Num	4	MARKED.		Not used TRICARE: Don't want to pay premium
251	S09J09C	Num	4	MARKED.		Not used TRICARE: Better civ customer service
252	S09J09D	Num	4	MARKED.		Not used TRICARE: Personal Dr not available
253	S09J09E	Num	4	MARKED.		Not used TRICARE: Benefits are poor
254	S09J09F	Num	4	MARKED.		Not used TRICARE: easier to get civ care
255	S09J09G	Num	4	MARKED.		Not used TRICARE: civ plan costs less
256	S09J09H	Num	4	MARKED.		Not used TRICARE: No mil fcilty near me
257	S09J09I	Num	4	MARKED.		Not used TRICARE: Prefer civilian drs
258	S09J09J	Num	4	MARKED.		Not used TRICARE: Prefer civilian hospitals
259	S09J09K	Num	4	MARKED.		Not used TRICARE: Have not needed health care
260	S09J09L	Num	4	MARKED.		Not used TRICARE: Another reason
210	S09K01	Num	4	DISAGREE.		Hlth care prvdr cares more about his/her convenience
211	S09K02	Num	4	DISAGREE.		Hlth care prvdr is always thoughtful and through
212	S09K03	Num	4	DISAGREE.		Completely trust trtmnt decisions of hlth care prvdr
213	S09K04	Num	4	DISAGREE.		Hlth care prvdr is honest about trtmnt options
214	S09K05	Num	4	DISAGREE.		Complete trust in hlth care prvdr
215	S09K12	Num	4	DISAGREE.		Hlth plan cares more about money than needed trtmnt
216	S09K13	Num	4	DISAGREE.		Need to double check everything hlth plan does
217	S09K14	Num	4	DISAGREE.		Hlth plan will pay for everything it is supposed to
218	S09K15	Num	4	DISAGREE.		Hlth plan will give straight answer to a question
219	S09K16	Num	4	DISAGREE.		Complete trust in hlth plan
191	S09N11	Num	4	S09N11_.		Prefer civilian or military facilities for hlth care
192	S09Q01	Num	4	YNDNK.		Had blood stool test with home kit
193	S09Q02	Num	4	COLON1_.		Time since last bld stl tst /w home kit
194	S09Q03	Num	4	YNDNK.		Had sigmoidoscopy or colonoscopy exam
195	S09Q04	Num	4	COLON2_.		Time since last sigmoidoscopy
196	S09Q05	Num	4	COLON3_.		Time since last colonoscopy
197	S09W01	Num	4	S09W01_.		Last ER trip for accdnt/injry or other hlth prblm
198	S09W02	Num	4	YNDNK.		Able to contact doctor before going to ER
199	S09W03	Num	4	YNDNK.		Doctor told you to go to the ER
200	S09W04	Num	4	YNDNK.		Tried to see or call a doctor before going to ER
201	S09W05	Num	4	YNDNK.		Places other than ER could have gone for trtmnt
202	S09W06	Num	4	S09W06_.		Why decide to go to ER rather than alternative
203	S09W07	Num	4	YNDNK.		Admitted to hospital for overnight stay
264	S09Z01	Num	4	YN.		Spouse deployed to a combat zone
265	S09Z02	Num	4	STRESS.		Rate of level of stress in prsnl life
266	S09Z03	Num	4	CONCERN.		Extent of concern for child care arrangmnts
267	S09Z04	Num	4	CONCERN.		Extent of concern for child's education
268	S09Z06	Num	4	CONCERN.		Extnt cncrn-communicating with spouse
269	S09Z07	Num	4	CONCERN.		Extnt cncrn-managing household expenses
270	S09Z10	Num	4	CONCERN.		Extnt cncrn-marital problems
271	S09Z11	Num	4	CONCERN.		Extnt cncrn-personal health problems
272	S09Z12	Num	4	CONCERN.		Extnt cncrn-family member health problems
273	S09Z13	Num	4	CONCERN.		Extnt cncrn-job/education demands
274	S09Z14	Num	4	CONCERN.		Extnt cncrn-mjr fincl hardship/bankruptcy
275	S09Z15	Num	4	YN.		Sought rsrscs avlbl for dplyd prsnl fmly
276	S09Z16	Num	4	HELPFUL.		How hlpfl info-coping with spous dplymnt
277	S09Z17	Num	4	PROB1_.		Problem finding information
15	SERVAF	Char	1	\$\$SERVAF.	6.	Service Affiliation
9	SERVAREA	Char	2	\$\$SRVAREA.		Service Area
3	SEXSMPL	Num	8	SEX.		SEXSMPL - Sex
173	SRAGE	Num	4	AGEGRP.		What is your age now
167	SREDA	Num	4	EDUC.		Highest grade completed
168	SRRACEA	Num	4	MARKED.		Race: White
169	SRRACEB	Num	4	MARKED.		Race: Black or African American
170	SRRACEC	Num	4	MARKED.		Race: American Indian or Alaska Native
171	SRRACED	Num	4	MARKED.		Race: Asian

The CONTENTS Procedure

Alphabetic List of Variables and Attributes

#	Variable	Type	Len	Format	Informat	Label
172	SRRACEE	Num	4	MARKED.		Race: Native Hawaiian/other Pacific Isl.
4	STRATUM	Char	7			Sampling STRATUM
2	SVCSMPL	Num	8	SVCSMPL.		SVCSMPL - Branch of Service
14	TNEXREG	Char	1	\$TNEXREG.		TNEX Region
364	USA	Num	3	USAMHS.		USA - USA/OCONUS Indicator
285	VERSION	Num	8			Indicator of v3 or v4 questionnaire
284	WEB	Num	8	WEB.		Web survey indicator
359	XBENCAT	Num	8	XBENCAT.		Beneficiary Category
354	XBMI	Num	8	XBMI.		Body Mass Index
355	XBMICAT	Num	3	XBMICAT.		Body Mass Index Category
368	XBNFGRP	Num	8	XBGC_S.		Constructed Beneficiary Group
363	XCATCH	Num	8	CACR.		XCATCH - Catchment Area (Reporting)
356	XENRLLMT	Num	8	ENROLL.		Enrollment in TRICARE Prime
357	XENR_PCM	Num	8	PCM.		Enrollment by PCM type
360	XENR_RSV	Num	8	XENRRSV.		Enrollment by PCM type - Reservist
358	XINS_COV	Num	8	INSURE.		Insurance Coverage
361	XINS_RSV	Num	8	XINSRSV.		Insurance Coverage - Reservist
365	XOCONUS	Num	3	XOCONUS.		Overseas Europe/Pacific/Latin Indicator
362	XREGION	Num	3	CREG.		XREGION - Region
352	XSERVAFF	Num	3	XSERVAFF.		Service Affiliation
367	XSEX	Num	8	HASEX.		Male or Female - R
353	XTNEXREG	Num	3	TNEX.		TNEX Region

APPENDIX F

SAS PROC CONTENTS—CREATION ORDER 2008 ADULT HCSDB

PAGE IS INTENTIONALLY LEFT BLANK TO ALLOW FOR DOUBLE-SIDED COPYING

The CONTENTS Procedure

Data Set Name	IN.HCS09A_1	Observations	50684
Member Type	DATA	Variables	1175
Engine	V9	Indexes	0
Created	Tuesday, November 10, 2009 05:36:29 PM	Observation Length	8235
Last Modified	Tuesday, November 10, 2009 05:36:29 PM	Deleted Observations	0
Protection		Compressed	CHAR
Data Set Type		Reuse Space	NO
Label		Point to Observations	YES
Data Representation	WINDOWS_32	Sorted	NO
Encoding	Default		

Engine/Host Dependent Information

Data Set Page Size	16384
Number of Data Set Pages	25369
Number of Data Set Repairs	0
File Name	L:\2009\DATA\hcs09a_1.sas7bdat
Release Created	8.0202M0
Host Created	WIN_PRO

Variables in Creation Order

#	Variable	Type	Len	Format	Informat	Label
1	MPRID	Char	8	\$8.	\$8.	Unique MPR Identifier
2	SVCSMPL	Num	8	SVCSMPL.		SVCSMPL - Branch of Service
3	SEXSMPL	Num	8	SEX.		SEXSMPL - Sex
4	STRATUM	Char	7			Sampling STRATUM
5	CACSMPL	Num	8	CAC.		Catchment Area
6	ENBGSMPL	Char	2	\$ENBGS.		Enrollment by beneficiary category
7	MPCSMPL	Num	8	MPCSMPL.		MPCSMPL - Military Personnel Category
8	NHFF	Num	8			NHFF - Stratum Sample Size
9	SERVAREA	Char	2	\$SRVAREA.		Service Area
10	DCATCH	Char	4			Catchment Area
11	MSM	Char	2	\$MSM.		Multiple Service Market Areas
12	D_FAC	Char	9	\$DFAC.	9.	Facility Type Code
13	D_HEALTH	Char	2	\$DHEALTH.		Health Service Region
14	TNEXREG	Char	1	\$TNEXREG.		TNEX Region
15	SERVAFF	Char	1	\$SERVAFF.	6.	Service Affiliation
16	MRTLSTAT	Char	1	\$MSTATUS.		Marital Status
17	RACEETHN	Char	1	\$RACECD.		Race/Ethnic Code
18	PNSEXCD	Char	1	\$SEXCD.		Person Gender
19	DAGEQY	Char	3			Age at time of data collection
20	FIELDAGE	Char	3			Age at start of fielding period
21	PCM	Char	3	\$PCM.		Primary Manager Code (CIV or MIL)
22	ACV	Char	1	\$ACV2_.		Alternate Care Value
23	DBENCAT	Char	3	\$BENCAT.		Beneficiary Category
24	DMEDELG	Char	1	\$MEDELG.		Medical Privilege Code
25	DSPONSV	Char	1	\$SPONSV.		Derived Sponsor Branch of Service
26	MBRRELCD	Char	1	\$MBRREL.		Member Relationship Code
27	MEDTYPE	Char	1	\$MEDTYP.		Medicare Type
28	PATCAT	Char	7	\$AGGBCAT.		Aggregated Beneficiary Category
29	PNTYPCD	Char	1	\$PNTYPCD.		Person Type Code
30	PNLCATCD	Char	1	\$PNLCAT.		Personnel Category Code (Duty Status)
31	H09001	Num	4	YN.		Are you the person listed on envelope
32	H09002A	Num	4	MARKED.		Health plan(s) covered: TRICARE Prime
33	H09002C	Num	4	MARKED.		Health plan(s) covered: TRICARE Ext/Stnd
34	H09002F	Num	4	MARKED.		Health plan(s) covered: Medicare
35	H09002G	Num	4	MARKED.		Health plan(s) covered: FEHBP
36	H09002H	Num	4	MARKED.		Health plan(s) covered: Medicaid
37	H09002I	Num	4	MARKED.		Health plan(s) covered: Civilian HMO
38	H09002J	Num	4	MARKED.		Health plan(s) covered: Other civilian
39	H09002K	Num	4	MARKED.		Health plan(s) covered: USFHP
40	H09002L	Num	4	MARKED.		Health plan(s) covered: Not sure
41	H09002M	Num	4	MARKED.		Health plan(s) covered: Veterans
42	H09002N	Num	4	MARKED.		Health plan(s) covered: TRICARE Plus
43	H09002O	Num	4	MARKED.		Health plan(s) covered: TRICARE For Life

The CONTENTS Procedure

Variables in Creation Order

#	Variable	Type	Len	Format	Informat	Label
44	H09002P	Num	4	MARKED.		Health plan(s) covered: TRICARE Supplmntl Ins
45	H09002Q	Num	4	MARKED.		Health plan(s) covered: TRICARE Reserve Select
46	H09002R	Num	4	MARKED.		Health plan(s) covered: Gov Hlth ins-other cntry
47	H09003	Num	4	HPLAN1_.		Which health plan did you use most
48	H09004	Num	4	HPTIME.		Yrs in a row with health plan
49	H09005	Num	4	PLACE.		In lst yr:fcilty use most for Health care
50	H09006	Num	4	YN.		In lst yr:ill/injry/cond care right away
51	H09007	Num	4	OFTEN2_.		In lst yr:get urgnt care as soon as wntd
52	H09008	Num	4	TIME1_.		In lst yr:wait btwn try get care,see prv
53	H09009	Num	4	YN.		In lst yr:make appts non-urgnt hlth care
54	H09010	Num	4	OFTEN3_.		In lst yr:non-urg hlth cre appt whn wntd
55	H09011	Num	4	TIME2_.		In lst yr:days btwn appt & see prvder
56	H09012	Num	4	OFTEN4_.		In lst yr:goto emrgncy rm for own care
57	H09013	Num	4	OFTEN4_.		In lst yr:goto Dr office/clinic for care
58	H09014	Num	4	OFTEN8_.		Lst yr: How often talk to doctor about illness prvntn
59	H09015	Num	4	YN.		Lst yr: Did doctor tell you more than 1 choice for trtmnt
60	H09016	Num	4	YNDEF.		Lst yr: Did talk to doctor about pros/cons of trtmnt
61	H09017	Num	4	YNDEF.		Lst yr: Did doctor ask which trtmnt option best for you
62	H09018	Num	4	RATE3_.		Rating of all health care in lst yr
63	H09019	Num	4	YN.		Have one person think of as personal Dr
64	H09020	Num	4	OFTEN10_.		Lst yr: How often visit prsnl doctor for care for yourself
65	H09021	Num	4	OFTEN5_.		In lst yr:how oftn Drs listen to you
66	H09022	Num	4	OFTEN5_.		In lst yr:how oftn Drs explain things
67	H09023	Num	4	OFTEN5_.		In lst yr:how oftn Drs show respect
68	H09024	Num	4	OFTEN5_.		In lst yr:how oftn Drs spend enough time
69	H09025	Num	4	YN.		Lst yr: Did get care from doctor other than prsnl doctor
70	H09026	Num	4	OFTEN8_.		Lst yr: How often prsnl doctor seemed infrmd of care from other doctors
71	H09027	Num	4	RATE6_.		Rating of your personal Dr or nurs
72	H09028	Num	4	YN.		Lst yr: Did make any appointments to see spclst
73	H09029	Num	4	OFTEN9_.		Lst yr: How often easy to get appointments with spclsts
74	H09030	Num	4	SPCLST.		Lst yr: How many spclsts seen
75	H09031	Num	4	RATE2_.		Rating of specialist seen in lst yr
76	H09032	Num	4	YN.		Lst yr: Did try to get care, test, or trtmnt through health plan
77	H09033	Num	4	OFTEN11_.		Lst yr: How often easy to get care, test, or trtmnt
78	H09034B	Num	4	YN.		Lst yr: Did look for info from written material/Internet
79	H09034	Num	4	OFTEN12_.		Lst yr: How often written material/Internet provide needed info
80	H09035	Num	4	YN.		Lst yr: Did look for info from health plan on cost of service/equipment
81	H09036	Num	4	OFTEN13_.		Lst yr: How often able to find out cost of service/equipment
82	H09037	Num	4	YN.		Lst yr: Did look for info from health plan on cost of prescription meds
83	H09038	Num	4	OFTEN14_.		Lst yr: How often able to find out cost of prescription meds
84	H09039	Num	4	YN.		Lst yr: Did try to get info/help from health plan's cstmr service
85	H09040	Num	4	OFTEN15_.		Lst yr: How often did cstmr service give needed info/help
86	H09041	Num	4	OFTEN15_.		Lst yr: How often did cstmr service treat with courtesy/respect
87	H09042	Num	4	YN.		Lst yr: Did health plan give any forms to fill out

The CONTENTS Procedure

Variables in Creation Order

#	Variable	Type	Len	Format	Informat	Label
88	H09043	Num	4	OFTEN16_.		Lst yr: How often were forms easy to fill out
89	H09044	Num	4	YNDNK.		In lst yr: send in any claims
90	H09045	Num	4	OFTEN6_.		Lst yr: How often did health plan handle claims quickly
91	H09046	Num	4	OFTEN6_.		In lst yr: how often handle claims correctly
92	H09047	Num	4	RATE4_.		Rating of all experience with hlth plan
93	H09048	Num	4	TIME5_.		Blood pressure: when lst reading
94	H09049	Num	4	YNBP_.		Blood pressure: know if too high or not
95	H09050	Num	4	TIME7_.		When did you lst have a flu shot
96	H09051	Num	4	YNDNK.		Smoked at least 100 cigarettes in life
97	H09052	Num	4	TIME8_.		Smoke everyday, some days or not at all
98	H09053	Num	4	OFTEN7_.		Lst yr: # visits advised to quit smoking
99	H09054	Num	4	OFTEN7_.		# visits recom medic assist quit smoking
100	H09055	Num	4	OFTEN7_.		# visit discu meth/strag asst quit smokng
101	H09056	Num	4	SEX.		Are you male or female
102	H09057	Num	4	TIME11_.		Lst have a Pap smear test
103	H09058	Num	4	YN.		Are you under age 40
104	H09059	Num	4	TIME12_.		Lst time: breasts checked mammography
105	H09060	Num	4	YNPREG.		Been pregnant in lst yr or pregnant now
106	H09061	Num	4	PREG1_.		In what trimester is your pregnancy
107	H09062	Num	4	PREG2_.		Trimester first received prenatal care
108	H09063	Num	4	HEALTH.		In gnrl, how would you rate ovrrall hlth
109	H09064	Num	4	YN.		Impairment/Hlth prblm limit activities
110	H09065	Num	4	YN.		Lst yr: Have seen doctor 3 or more times for same condition
111	H09066	Num	4	YN.		Has condition lasted for at least 3 months
112	H09067	Num	4	YN.		Need to take medicine prescribed by a doctor
113	H09068	Num	4	YN.		Medicine to treat condition that has lasted for at least 3 months
114	H09069F	Num	4	TIME14_.		Height without shoes (feet)
115	H09069I	Num	4	TIME14_.		Height without shoes (inches)
116	H09070	Num	4	TIME14_.		Weight without shoes
117	H09071	Num	4	HISP.		Are you Spanish/Hispanic/Latino
118	H09071A	Num	4	MARKED.		Not Spanish/Hispanic/Latino
119	H09071B	Num	4	MARKED.		Mexican, Mexican American, Chicano
120	H09071C	Num	4	MARKED.		Puerto Rican
121	H09071D	Num	4	MARKED.		Cuban
122	H09071E	Num	4	MARKED.		Other Spanish, Hispanic, or Latino
123	H09072	Num	4	MEDA.		Currently Covered Medicare Part A
124	H09073	Num	4	MEDB.		Currently Covered Medicare Part B
125	H09074	Num	4	MEDSUPP.		Currently Covered Medicare Supplemental
126	H09008A	Num	4	YN.		Have one person think of as personal Dr
127	H09009A	Num	4	RATE1_.		Rating of your personal Dr or nurs
128	H09010A	Num	4	YN.		Same prs Dr/nurs before joined hlth pln
129	H09011A	Num	4	PROB1_.		Health plan: prblm to get Dr happy with
130	H09012A	Num	4	YN.		In lst yr: you/Dr think you need spclst
131	H09013A	Num	4	PROB2_.		In lst yr: how much prblm see spclst
132	H09014A	Num	4	YN.		In lst yr: did you see a specialist
133	H09015A	Num	4	RATE2_.		Rating of specialist seen in lst yr
134	H09016A	Num	4	YN.		In lst yr: call Dr for help/advice
135	H09017A	Num	4	OFTEN1_.		In lst yr: when call how often get hlp nd
136	H09018A	Num	4	YN.		In lst yr: ill/injry/cond care right away
137	H09019A	Num	4	OFTEN2_.		In lst yr: get urgnt care as soon as wntd
138	H09020A	Num	4	TIME1_.		In lst yr: wait btwn try get care, see prv
139	H09021A	Num	4	YN.		In lst yr: make appts non-urgnt hlth care
140	H09022A	Num	4	OFTEN3_.		In lst yr: non-urg hlth cre appt whn wntd
141	H09023A	Num	4	TIME2_.		In lst yr: days btwn appt & see prvdr
142	H09024A	Num	4	OFTEN4_.		In lst yr: goto emrgncy rm for own care
143	H09025A	Num	4	OFTEN4_.		In lst yr: goto Dr office/clinic for care
144	H09026A	Num	4	YN.		In lst yr: think need care/tests/trtmnt
145	H09027A	Num	4	PROB3_.		In lst yr: prblm to get care thght ncssry
146	H09028A	Num	4	YN.		In lst yr: need apprvl care/tests/trtmnt
147	H09029A	Num	4	PROB3A.		In lst yr: prblm w/delays wait for apprv
148	H09030A	Num	4	OFTEN5_.		In lst yr: wait within 15 min appt see Dr
149	H09031A	Num	4	OFTEN5_.		In lst yr: how often treat w/crtsy/rspct

The CONTENTS Procedure

Variables in Creation Order

#	Variable	Type	Len	Format	Informat	Label
150	H09032A	Num	4	OFTEN5_.		In lst yr:how oftn staff helpful
151	H09033A	Num	4	OFTEN5_.		In lst yr:how oftn Drs listen to you
152	H09034A	Num	4	OFTEN5_.		In lst yr:how oftn Drs explain things
153	H09035A	Num	4	OFTEN5_.		In lst yr:how oftn Drs show respect
154	H09036A	Num	4	OFTEN5_.		In lst yr:how oftn Drs spend enough time
155	H09037A	Num	4	RATE3_.		Rating of all health care in lst yr
156	H09039A	Num	4	YNDNK.		In lst yr:send in any claims
157	H09040A	Num	4	OFTEN6_.		In lst yr:hlth pln handle claims in rsnable time
158	H09041A	Num	4	OFTEN6_.		In lst yr:how oftn handle claims correctly
159	H09042A	Num	4	YN.		In lst yr:info in written materials
160	H09043A	Num	4	PROB8_.		In lst yr:prblm to find/undrstnd mtrls
161	H09044A	Num	4	YN.		In lst yr:hlth plan customer srvc help
162	H09045A	Num	4	PROB9_.		In lst yr:prblm get help from cstmr srvc
163	H09046A	Num	4	YN.		In lst yr:fill out paperwork
164	H09047A	Num	4	PROB10_.		In lst yr:prblms with paperwork
165	H09048A	Num	4	RATE4_.		Rating of all experience with hlth plan
166	H09054A	Num	4	TIME9_.		How long since you quit smoking
167	SREDA	Num	4	EDUC.		Highest grade completed
168	SRRACEA	Num	4	MARKED.		Race: White
169	SRRACEB	Num	4	MARKED.		Race: Black or African American
170	SRRACEC	Num	4	MARKED.		Race: American Indian or Alaska Native
171	SRRACED	Num	4	MARKED.		Race: Asian
172	SRRACEE	Num	4	MARKED.		Race: Native Hawaiian/other Pacific Isl.
173	SRAGE	Num	4	AGEGRP.		What is your age now
174	S09B01	Num	4	MNTLHLTH.		Self rate of overall mental/emotional health
175	S09B02	Num	4	YN.		Lst yr: Needed treatmnt/cnsng-prsnl prob
176	S09B03	Num	4	PROB1_.		Lst yr: Prblm gttnng needed treatmnt/cnsng
177	S09B04	Num	4	RATE5_.		Lst yr: Rate of treatmnt/cnsng received
178	S09B22	Num	4	S09B22_.		You or spouse been deployed to combat in past two yrs
179	S09B22A	Num	4	MARKED.		Deployed in the past year
180	S09B22B	Num	4	MARKED.		Deployed in the past two years
181	S09B22C	Num	4	MARKED.		Not deployed in the past two years
182	S09B23	Num	4	YN.		Past month: nightmares/thoughts you did not want
183	S09B24	Num	4	YN.		Past month: tried not to think about or be reminded
184	S09B25	Num	4	YN.		Past month: constantly on guard, watchful, or startled
185	S09B26	Num	4	YN.		Past month: felt numb or detached from others
186	S09D01	Num	4	YNDNK.		Have you used/tried smokeless tobacco products
187	S09D02	Num	4	TIME15_.		How often currently use smokeless tobacco products
188	S09D03	Num	4	YNDNK.		Do you use tobacco products other than cigarettes
189	S09D04	Num	4	VISIT.		Lst yr: How often advised by doctor to stop
190	S09D05	Num	4	POUCH.		In a week: How much dip/chewing tobacco/snuff/snus
191	S09N11	Num	4	S09N11_.		Prefer civilian or military facilities for hlth care
192	S09Q01	Num	4	YNDNK.		Had blood stool test with home kit
193	S09Q02	Num	4	COLON1_.		Time since last bld stl tst /w home kit
194	S09Q03	Num	4	YNDNK.		Had sigmoidoscopy or colonoscopy exam
195	S09Q04	Num	4	COLON2_.		Time since last sigmoidoscopy
196	S09Q05	Num	4	COLON3_.		Time since last colonoscopy
197	S09W01	Num	4	S09W01_.		Last ER trip for accdnt/injry or other hlth prblm
198	S09W02	Num	4	YNDNK.		Able to contact doctor before going to ER
199	S09W03	Num	4	YNDNK.		Doctor told you to go to the ER
200	S09W04	Num	4	YNDNK.		Tried to see or call a doctor before going to ER
201	S09W05	Num	4	YNDNK.		Places other than ER could have gone for trtmnt
202	S09W06	Num	4	S09W06_.		Why decide to go to ER rather than alternative
203	S09W07	Num	4	YNDNK.		Admitted to hospital for overnight stay
204	S09009	Num	4	YN.		Same prsnl doctor/nurse before this hlth plan

The CONTENTS Procedure

Variables in Creation Order

#	Variable	Type	Len	Format	Informat	Label
205	S09010	Num	4	PROB1_.		Prblm getting prsnl doctor/nurse you are happy with
206	S09011	Num	4	AGREE2_.		Able to see my provider when needed
207	S09012	Num	4	S09012_.		Last visit: days btwn making appntmnt and seeing prvdr
208	S09013	Num	4	SATISFY.		Last visit: satisfaction with time waited for appntmnt
209	S09014	Num	4	SATISFY.		Last visit: satisfaction with hlth care received
210	S09K01	Num	4	DISAGREE.		Hlth care prvdr cares more about his/her convenience
211	S09K02	Num	4	DISAGREE.		Hlth care prvdr is always thoughtful and through
212	S09K03	Num	4	DISAGREE.		Completely trust trtmnt decisions of hlth care prvdr
213	S09K04	Num	4	DISAGREE.		Hlth care prvdr is honest about trtmnt options
214	S09K05	Num	4	DISAGREE.		Complete trust in hlth care prvdr
215	S09K12	Num	4	DISAGREE.		Hlth plan cares more about money than needed trtmnt
216	S09K13	Num	4	DISAGREE.		Need to double check everything hlth plan does
217	S09K14	Num	4	DISAGREE.		Hlth plan will pay for everything it is supposed to
218	S09K15	Num	4	DISAGREE.		Hlth plan will give straight answer to a question
219	S09K16	Num	4	DISAGREE.		Complete trust in hlth plan
220	S09J01	Num	4	YN.		Can obtain civilian hlth ins for self
221	S09J02A	Num	4	MARKED.		Obtain civ cvrg: my current employer
222	S09J02B	Num	4	MARKED.		Obtain civ cvrg: prev-emplr COBRA
223	S09J02C	Num	4	MARKED.		Obtain civ cvrg: prev-emplr retirement
224	S09J02D	Num	4	MARKED.		Obtain civ cvrg: family mem employer
225	S09J02E	Num	4	MARKED.		Obtain civ cvrg: fam mem prv-employer COBRA
226	S09J02F	Num	4	MARKED.		Obtain civ cvrg: fam mem retirement
227	S09J02G	Num	4	MARKED.		Obtain civ cvrg: another organization
228	S09J02H	Num	4	MARKED.		Obtain civ cvrg: Government program
229	S09J02I	Num	4	MARKED.		Obtain civ cvrg: don't know
230	S09J03	Num	4	YNPOL6_.		Are you/fam covered by a civilian policy
231	S09J04	Num	4	YNPOL5_.		Pay all of part of civilian insrnc premium
232	S09J05	Num	4	AMOUNT.		How much per mnth you/fam pay for coverage
233	S09J06	Num	4	YN.		Used civilian coverage in past year
234	S09J07A	Num	4	MARKED.		Not used civ cvrg: Not available
235	S09J07B	Num	4	MARKED.		Not used civ cvrg: Better choice of TRICARE drs
236	S09J07C	Num	4	MARKED.		Not used civ cvrg: Don't want to pay premium
237	S09J07D	Num	4	MARKED.		Not used civ cvrg: TRICARE Better customer service
238	S09J07E	Num	4	MARKED.		Not used civ cvrg: Benefits are poor
239	S09J07F	Num	4	MARKED.		Not used civ cvrg: Personal Dr not available
240	S09J07G	Num	4	MARKED.		Not used civ cvrg: Always want military hlth care
241	S09J07H	Num	4	MARKED.		Not used civ cvrg: TRICARE costs less
242	S09J07I	Num	4	MARKED.		Not used civ cvrg: Prefer military drs
243	S09J07J	Num	4	MARKED.		Not used civ cvrg: Prefer military hospitals
244	S09J07K	Num	4	MARKED.		Not used civ cvrg: Have not needed health care
245	S09J07L	Num	4	MARKED.		Not used civ cvrg: Another reason
246	S09J07M	Num	4	MARKED.		Not used civ cvrg: Employer bonus
247	S09J07N	Num	4	MARKED.		Not used civ cvrg: Family member employer bonus
248	S09J08	Num	4	YN.		Used TRICARE for non-prscrp drug hlth care
249	S09J09A	Num	4	MARKED.		Not used TRICARE: Better choice of civ drs
250	S09J09B	Num	4	MARKED.		Not used TRICARE: Don't want to pay premium
251	S09J09C	Num	4	MARKED.		Not used TRICARE: Better civ customer service
252	S09J09D	Num	4	MARKED.		Not used TRICARE: Personal Dr not available
253	S09J09E	Num	4	MARKED.		Not used TRICARE: Benefits are poor
254	S09J09F	Num	4	MARKED.		Not used TRICARE: easier to get civ care
255	S09J09G	Num	4	MARKED.		Not used TRICARE: civ plan costs less
256	S09J09H	Num	4	MARKED.		Not used TRICARE: No mil fcilty near me
257	S09J09I	Num	4	MARKED.		Not used TRICARE: Prefer civilian drs

The CONTENTS Procedure

Variables in Creation Order

#	Variable	Type	Len	Format	Informat	Label
258	S09J09J	Num	4	MARKED.		Not used TRICARE: Prefer civilian hospitals
259	S09J09K	Num	4	MARKED.		Not used TRICARE: Have not needed health care
260	S09J09L	Num	4	MARKED.		Not used TRICARE: Another reason
261	S09J10	Num	4	YN.		Dropped civ coverage in past year
262	S09J11	Num	4	EMPSTAT.		Current employment
263	S09J12	Num	4	GROSS2_.		Family gross income
264	S09Z01	Num	4	YN.		Spouse deployed to a combat zone
265	S09Z02	Num	4	STRESS.		Rate of level of stress in prsnl life
266	S09Z03	Num	4	CONCERN.		Extent of concern for child care arrangmnts
267	S09Z04	Num	4	CONCERN.		Extent of concern for child's education
268	S09Z06	Num	4	CONCERN.		Extnt cncrn-communicating with spouse
269	S09Z07	Num	4	CONCERN.		Extnt cncrn-managing household expenses
270	S09Z10	Num	4	CONCERN.		Extnt cncrn-marital problems
271	S09Z11	Num	4	CONCERN.		Extnt cncrn-personal health problems
272	S09Z12	Num	4	CONCERN.		Extnt cncrn-family member health problems
273	S09Z13	Num	4	CONCERN.		Extnt cncrn-job/education demands
274	S09Z14	Num	4	CONCERN.		Extnt cncrn-mjr fincl hardship/bankruptcy
275	S09Z15	Num	4	YN.		Sought rsrscs avlbl for dplyd prsnl fmly
276	S09Z16	Num	4	HELPFUL.		How hlpfl info-coping with spous dplymnt
277	S09Z17	Num	4	PROB1_.		Problem finding information
278	ONTIME	Char	3			Responded Within 8 weeks of Mail-Out
279	FLAG_FIN	Char	5	\$FINAL.		Final Desposition
280	DUPFLAG	Char	3			Multiple Response Indicator
281	FNSTATUS	Num	8	FNSTATS.		Final Status
282	KEYCOUNT	Num	8			# Key Questions Answered
283	QUARTER	Char	8			Survey Quarter
284	WEB	Num	8	WEB.		Web survey indicator
285	VERSION	Num	8			Indicator of v3 or v4 questionnaire
286	N1	Num	8	NOTES.		Coding Scheme Note 1
287	N1A1	Num	8	NOTES.		Coding Scheme Note 1A1
288	N1A2	Num	8	NOTES.		Coding Scheme Note 1A2
289	N1A3	Num	8	NOTES.		Coding Scheme Note 1A3
290	N1A4	Num	8	NOTES.		Coding Scheme Note 1A4
291	N1A5	Num	8	NOTES.		Coding Scheme Note 1A5
292	N2	Num	8	NOTES.		Coding Scheme Note 2
293	N3	Num	8	NOTES.		Coding Scheme Note 3
294	N3A1	Num	8	NOTES.		Coding Scheme Note 3A1
295	N3A2	Num	8	NOTES.		Coding Scheme Note 3A2
296	N3A3	Num	8	NOTES.		Coding Scheme Note 3A3
297	N3A4	Num	8	NOTES.		Coding Scheme Note 3A4
298	N4	Num	8	NOTES.		Coding Scheme Note 4
299	N5	Num	8	NOTES.		Coding Scheme Note 5
300	N6	Num	8	NOTES.		Coding Scheme Note 6
301	N7	Num	8	NOTES.		Coding Scheme Note 7
302	N8	Num	8	NOTES.		Coding Scheme Note 8
303	N8A1	Num	8	NOTES.		Coding Scheme Note 8A1
304	N9	Num	8	NOTES.		Coding Scheme Note 9
305	N10	Num	8	NOTES.		Coding Scheme Note 10
306	N10A1	Num	8	NOTES.		Coding Scheme Note 10A1
307	N11	Num	8	NOTES.		Coding Scheme Note 11
308	N11B	Num	8	NOTES.		Coding Scheme Note 11B
309	N12	Num	8	NOTES.		Coding Scheme Note 12
310	N13	Num	8	NOTES.		Coding Scheme Note 13
311	N14	Num	8	NOTES.		Coding Scheme Note 14
312	N15	Num	8	NOTES.		Coding Scheme Note 15
313	N16	Num	8	NOTES.		Coding Scheme Note 16
314	N16A1	Num	8	NOTES.		Coding Scheme Note 16A1
315	N16A2	Num	8	NOTES.		Coding Scheme Note 16A2
316	N17	Num	8	NOTES.		Coding Scheme Note 17
317	N18	Num	8	NOTES.		Coding Scheme Note 18
318	N18A1	Num	8	NOTES.		Coding Scheme Note 18A1
319	N19A	Num	8	NOTES.		Coding Scheme Note 19A
320	N19B	Num	8	NOTES.		Coding Scheme Note 19B
321	N20	Num	8	NOTES.		Coding Scheme Note 20
322	N21	Num	8	NOTES.		Coding Scheme Note 21

The CONTENTS Procedure

Variables in Creation Order

#	Variable	Type	Len	Format	Informat	Label
323	N22	Num	8	NOTES.		Coding Scheme Note 22
324	N23	Num	8	NOTES.		Coding Scheme Note 23
325	N23A1	Num	8	NOTES.		Coding Scheme Note 23A1
326	N24	Num	8	NOTES.		Coding Scheme Note 24
327	N24A1	Num	8	NOTES.		Coding Scheme Note 24A1
328	N24B1	Num	8	NOTES.		Coding Scheme Note 24B1
329	N24B2	Num	8	NOTES.		Coding Scheme Note 24B2
330	N2_V3	Num	8	NOTES.		Coding Scheme Note 2
331	N3_V3	Num	8	NOTES.		Coding Scheme Note 3
332	N4_V3	Num	8	NOTES.		Coding Scheme Note 4
333	N5_V3	Num	8	NOTES.		Coding Scheme Note 5
334	N6_V3	Num	8	NOTES.		Coding Scheme Note 6
335	N7_V3	Num	8	NOTES.		Coding Scheme Note 7
336	N8_V3	Num	8	NOTES.		Coding Scheme Note 8
337	N9_V3	Num	8	NOTES.		Coding Scheme Note 9
338	N10_V3	Num	8	NOTES.		Coding Scheme Note 10
339	N11_V3	Num	8	NOTES.		Coding Scheme Note 11
340	N12_V3	Num	8	NOTES.		Coding Scheme Note 12
341	N13_V3	Num	8	NOTES.		Coding Scheme Note 13
342	N14_V3	Num	8	NOTES.		Coding Scheme Note 14
343	N15_V3	Num	8	NOTES.		Coding Scheme Note 15
344	MISS_1	Num	8	HAMISS.		Count of: Violates Skip Pattern
345	MISS_4	Num	8	HAMISS.		Count of: Incomplete grid error
346	MISS_5	Num	8	HAMISS.		Count of: Scalable reponse of Don't know
347	MISS_6	Num	8	HAMISS.		Count of: Not applicable - valid skip
348	MISS_7	Num	8	HAMISS.		Count of: Out-of-range error
349	MISS_8	Num	8	HAMISS.		Count of: Multiple response error
350	MISS_9	Num	8	HAMISS.		Count of: No response - invalid skip
351	MISS_TOT	Num	8	HAMISS.		Total number of missing responses
352	XSERVAFF	Num	3	XSERVAFF.		Service Affiliation
353	XTNEXREG	Num	3	TNEX.		TNEX Region
354	XBMI	Num	8	XBMI.		Body Mass Index
355	XBMICAT	Num	3	XBMICAT.		Body Mass Index Category
356	XENRLMT	Num	8	ENROLL.		Enrollment in TRICARE Prime
357	XENR_PCM	Num	8	PCM.		Enrollment by PCM type
358	XINS_COV	Num	8	INSURE.		Insurance Coverage
359	XBENCAT	Num	8	XBENCAT.		Beneficiary Category
360	XENR_RSV	Num	8	XENRRSV.		Enrollment by PCM type - Reservist
361	XINS_RSV	Num	8	XINSRSV.		Insurance Coverage - Reservist
362	XREGION	Num	3	CREG.		XREGION - Region
363	XCATCH	Num	8	CACR.		XCATCH - Catchment Area (Reporting)
364	USA	Num	3	USAMHS.		USA - USA/OCONUS Indicator
365	XOCONUS	Num	3	XOCONUS.		Overseas Europe/Pacific/Latin Indicator
366	OUTCATCH	Num	8	OCATCH.		Out of catchment area indicator
367	XSEX	Num	8	HASEX.		Male or Female - R
368	XBNFGRP	Num	8	XBGC_S.		Constructed Beneficiary Group
369	KMILOFFC	Num	8	HAYNN.		Office wait of more than 15 min-Mil
370	KCIVOFFC	Num	8	HAYNN.		Office wait of more than 15 min-Civ
371	KBGPRB1	Num	8	HAYNN.		Big problem getting referrals to spclst
372	KBGPRB2	Num	8	HAYNN.		Big problem getting necessary care
373	KMILOPQY	Num	8	HAGRID.		Outpat. visits-use Military fcly most
374	KCIVOPQY	Num	8	HAGRID.		Outpat. visits-use Civilian fcly most
375	KCIVINS	Num	8	HAYNN2_.		Beneficiary covered by civilian insurance
376	HP_PRNTL	Num	8	PRNTL.		Prgnt in 1st yr, receivd cre 1st trimstr
377	HP_MAMOG	Num	8	HAYNN.		Women 40>=, mammography in pst 2 yrs
378	HP_MAM50	Num	8	HAYNN.		Women 50>=, mammography in pst 2 yrs
379	HP_PAP	Num	8	HAYNN.		All women, Pap smear in last 3 yrs
380	HP_BP	Num	8	HAYNN2_.		Bld prsrre chck in last 2 yrs, know rsalts
381	HP_FLU	Num	8	HAYNN.		65 and older, flu shot in last 12 mnths
382	HP_SMOKE	Num	8	HAYNN.		Advised to quit smoking in last 12 mnths
383	HP_SMOKH	Num	8	SMOKE.		Smoker under HEDIS definition
384	HP_SMKH2	Num	8	SMOKE.		Smoker under HEDIS definition (modified)
385	HP_CESH	Num	8	SMOKE.		Had smoking cessation counseling - HEDIS
386	HP_CESH2	Num	8	SMOKE.		Had smoking cessation counseling - HEDIS (modified)

The CONTENTS Procedure

Variables in Creation Order

#	Variable	Type	Len	Format	Informat	Label
387	HP_OBESE	Num	8	HAYNN.		Obese/Morbidly obese
388	POSTCELL	Char	7			ps cell for new wts - for all 4 quarters
389	BWT	Num	8			BWT - Basic Sampling Weight
390	FWRWT_V4	Num	8			Final NEW Weight for CAHPS4.0
391	FWTV4_1	Num	8			Replicated/JackKnife NEW Weight 1 for CAHPS4.0
392	FWTV4_2	Num	8			Replicated/JackKnife NEW Weight 2 for CAHPS4.0
393	FWTV4_3	Num	8			Replicated/JackKnife NEW Weight 3 for CAHPS4.0
394	FWTV4_4	Num	8			Replicated/JackKnife NEW Weight 4 for CAHPS4.0
395	FWTV4_5	Num	8			Replicated/JackKnife NEW Weight 5 for CAHPS4.0
396	FWTV4_6	Num	8			Replicated/JackKnife NEW Weight 6 for CAHPS4.0
397	FWTV4_7	Num	8			Replicated/JackKnife NEW Weight 7 for CAHPS4.0
398	FWTV4_8	Num	8			Replicated/JackKnife NEW Weight 8 for CAHPS4.0
399	FWTV4_9	Num	8			Replicated/JackKnife NEW Weight 9 for CAHPS4.0
400	FWTV4_10	Num	8			Replicated/JackKnife NEW Weight 10 for CAHPS4.0
401	FWTV4_11	Num	8			Replicated/JackKnife NEW Weight 11 for CAHPS4.0
402	FWTV4_12	Num	8			Replicated/JackKnife NEW Weight 12 for CAHPS4.0
403	FWTV4_13	Num	8			Replicated/JackKnife NEW Weight 13 for CAHPS4.0
404	FWTV4_14	Num	8			Replicated/JackKnife NEW Weight 14 for CAHPS4.0
405	FWTV4_15	Num	8			Replicated/JackKnife NEW Weight 15 for CAHPS4.0
406	FWTV4_16	Num	8			Replicated/JackKnife NEW Weight 16 for CAHPS4.0
407	FWTV4_17	Num	8			Replicated/JackKnife NEW Weight 17 for CAHPS4.0
408	FWTV4_18	Num	8			Replicated/JackKnife NEW Weight 18 for CAHPS4.0
409	FWTV4_19	Num	8			Replicated/JackKnife NEW Weight 19 for CAHPS4.0
410	FWTV4_20	Num	8			Replicated/JackKnife NEW Weight 20 for CAHPS4.0
411	FWTV4_21	Num	8			Replicated/JackKnife NEW Weight 21 for CAHPS4.0
412	FWTV4_22	Num	8			Replicated/JackKnife NEW Weight 22 for CAHPS4.0
413	FWTV4_23	Num	8			Replicated/JackKnife NEW Weight 23 for CAHPS4.0
414	FWTV4_24	Num	8			Replicated/JackKnife NEW Weight 24 for CAHPS4.0
415	FWTV4_25	Num	8			Replicated/JackKnife NEW Weight 25 for CAHPS4.0
416	FWTV4_26	Num	8			Replicated/JackKnife NEW Weight 26 for CAHPS4.0
417	FWTV4_27	Num	8			Replicated/JackKnife NEW Weight 27 for CAHPS4.0
418	FWTV4_28	Num	8			Replicated/JackKnife NEW Weight 28 for CAHPS4.0
419	FWTV4_29	Num	8			Replicated/JackKnife NEW Weight 29 for CAHPS4.0
420	FWTV4_30	Num	8			Replicated/JackKnife NEW Weight 30 for CAHPS4.0
421	FWTV4_31	Num	8			Replicated/JackKnife NEW Weight 31 for CAHPS4.0
422	FWTV4_32	Num	8			Replicated/JackKnife NEW Weight 32 for CAHPS4.0
423	FWTV4_33	Num	8			Replicated/JackKnife NEW Weight 33 for CAHPS4.0
424	FWTV4_34	Num	8			Replicated/JackKnife NEW Weight 34 for CAHPS4.0
425	FWTV4_35	Num	8			Replicated/JackKnife NEW Weight 35 for CAHPS4.0
426	FWTV4_36	Num	8			Replicated/JackKnife NEW Weight 36 for CAHPS4.0
427	FWTV4_37	Num	8			Replicated/JackKnife NEW Weight 37 for CAHPS4.0
428	FWTV4_38	Num	8			Replicated/JackKnife NEW Weight 38 for CAHPS4.0
429	FWTV4_39	Num	8			Replicated/JackKnife NEW Weight 39 for CAHPS4.0
430	FWTV4_40	Num	8			Replicated/JackKnife NEW Weight 40 for CAHPS4.0
431	FWTV4_41	Num	8			Replicated/JackKnife NEW Weight 41 for CAHPS4.0
432	FWTV4_42	Num	8			Replicated/JackKnife NEW Weight 42 for CAHPS4.0
433	FWTV4_43	Num	8			Replicated/JackKnife NEW Weight 43 for CAHPS4.0
434	FWTV4_44	Num	8			Replicated/JackKnife NEW Weight 44 for CAHPS4.0
435	FWTV4_45	Num	8			Replicated/JackKnife NEW Weight 45 for CAHPS4.0
436	FWTV4_46	Num	8			Replicated/JackKnife NEW Weight 46 for CAHPS4.0
437	FWTV4_47	Num	8			Replicated/JackKnife NEW Weight 47 for CAHPS4.0
438	FWTV4_48	Num	8			Replicated/JackKnife NEW Weight 48 for CAHPS4.0
439	FWTV4_49	Num	8			Replicated/JackKnife NEW Weight 49 for CAHPS4.0
440	FWTV4_50	Num	8			Replicated/JackKnife NEW Weight 50 for CAHPS4.0
441	FWTV4_51	Num	8			Replicated/JackKnife NEW Weight 51 for CAHPS4.0
442	FWTV4_52	Num	8			Replicated/JackKnife NEW Weight 52 for CAHPS4.0
443	FWTV4_53	Num	8			Replicated/JackKnife NEW Weight 53 for CAHPS4.0
444	FWTV4_54	Num	8			Replicated/JackKnife NEW Weight 54 for CAHPS4.0
445	FWTV4_55	Num	8			Replicated/JackKnife NEW Weight 55 for CAHPS4.0
446	FWTV4_56	Num	8			Replicated/JackKnife NEW Weight 56 for CAHPS4.0
447	FWTV4_57	Num	8			Replicated/JackKnife NEW Weight 57 for CAHPS4.0
448	FWTV4_58	Num	8			Replicated/JackKnife NEW Weight 58 for CAHPS4.0
449	FWTV4_59	Num	8			Replicated/JackKnife NEW Weight 59 for CAHPS4.0
450	FWTV4_60	Num	8			Replicated/JackKnife NEW Weight 60 for CAHPS4.0
451	FWRWT_V3	Num	8			Final NEW Weight for CAHPS3.0

The CONTENTS Procedure

Variables in Creation Order

#	Variable	Type	Len	Format	Informat	Label
452	FWTV3_1	Num	8			Replicated/JackKnife NEW Weight 1 for CAHPS3.0
453	FWTV3_2	Num	8			Replicated/JackKnife NEW Weight 2 for CAHPS3.0
454	FWTV3_3	Num	8			Replicated/JackKnife NEW Weight 3 for CAHPS3.0
455	FWTV3_4	Num	8			Replicated/JackKnife NEW Weight 4 for CAHPS3.0
456	FWTV3_5	Num	8			Replicated/JackKnife NEW Weight 5 for CAHPS3.0
457	FWTV3_6	Num	8			Replicated/JackKnife NEW Weight 6 for CAHPS3.0
458	FWTV3_7	Num	8			Replicated/JackKnife NEW Weight 7 for CAHPS3.0
459	FWTV3_8	Num	8			Replicated/JackKnife NEW Weight 8 for CAHPS3.0
460	FWTV3_9	Num	8			Replicated/JackKnife NEW Weight 9 for CAHPS3.0
461	FWTV3_10	Num	8			Replicated/JackKnife NEW Weight 10 for CAHPS3.0
462	FWTV3_11	Num	8			Replicated/JackKnife NEW Weight 11 for CAHPS3.0
463	FWTV3_12	Num	8			Replicated/JackKnife NEW Weight 12 for CAHPS3.0
464	FWTV3_13	Num	8			Replicated/JackKnife NEW Weight 13 for CAHPS3.0
465	FWTV3_14	Num	8			Replicated/JackKnife NEW Weight 14 for CAHPS3.0
466	FWTV3_15	Num	8			Replicated/JackKnife NEW Weight 15 for CAHPS3.0
467	FWTV3_16	Num	8			Replicated/JackKnife NEW Weight 16 for CAHPS3.0
468	FWTV3_17	Num	8			Replicated/JackKnife NEW Weight 17 for CAHPS3.0
469	FWTV3_18	Num	8			Replicated/JackKnife NEW Weight 18 for CAHPS3.0
470	FWTV3_19	Num	8			Replicated/JackKnife NEW Weight 19 for CAHPS3.0
471	FWTV3_20	Num	8			Replicated/JackKnife NEW Weight 20 for CAHPS3.0
472	FWTV3_21	Num	8			Replicated/JackKnife NEW Weight 21 for CAHPS3.0
473	FWTV3_22	Num	8			Replicated/JackKnife NEW Weight 22 for CAHPS3.0
474	FWTV3_23	Num	8			Replicated/JackKnife NEW Weight 23 for CAHPS3.0
475	FWTV3_24	Num	8			Replicated/JackKnife NEW Weight 24 for CAHPS3.0
476	FWTV3_25	Num	8			Replicated/JackKnife NEW Weight 25 for CAHPS3.0
477	FWTV3_26	Num	8			Replicated/JackKnife NEW Weight 26 for CAHPS3.0
478	FWTV3_27	Num	8			Replicated/JackKnife NEW Weight 27 for CAHPS3.0
479	FWTV3_28	Num	8			Replicated/JackKnife NEW Weight 28 for CAHPS3.0
480	FWTV3_29	Num	8			Replicated/JackKnife NEW Weight 29 for CAHPS3.0
481	FWTV3_30	Num	8			Replicated/JackKnife NEW Weight 30 for CAHPS3.0
482	FWTV3_31	Num	8			Replicated/JackKnife NEW Weight 31 for CAHPS3.0
483	FWTV3_32	Num	8			Replicated/JackKnife NEW Weight 32 for CAHPS3.0
484	FWTV3_33	Num	8			Replicated/JackKnife NEW Weight 33 for CAHPS3.0
485	FWTV3_34	Num	8			Replicated/JackKnife NEW Weight 34 for CAHPS3.0
486	FWTV3_35	Num	8			Replicated/JackKnife NEW Weight 35 for CAHPS3.0
487	FWTV3_36	Num	8			Replicated/JackKnife NEW Weight 36 for CAHPS3.0
488	FWTV3_37	Num	8			Replicated/JackKnife NEW Weight 37 for CAHPS3.0
489	FWTV3_38	Num	8			Replicated/JackKnife NEW Weight 38 for CAHPS3.0
490	FWTV3_39	Num	8			Replicated/JackKnife NEW Weight 39 for CAHPS3.0
491	FWTV3_40	Num	8			Replicated/JackKnife NEW Weight 40 for CAHPS3.0
492	FWTV3_41	Num	8			Replicated/JackKnife NEW Weight 41 for CAHPS3.0
493	FWTV3_42	Num	8			Replicated/JackKnife NEW Weight 42 for CAHPS3.0
494	FWTV3_43	Num	8			Replicated/JackKnife NEW Weight 43 for CAHPS3.0
495	FWTV3_44	Num	8			Replicated/JackKnife NEW Weight 44 for CAHPS3.0
496	FWTV3_45	Num	8			Replicated/JackKnife NEW Weight 45 for CAHPS3.0
497	FWTV3_46	Num	8			Replicated/JackKnife NEW Weight 46 for CAHPS3.0
498	FWTV3_47	Num	8			Replicated/JackKnife NEW Weight 47 for CAHPS3.0
499	FWTV3_48	Num	8			Replicated/JackKnife NEW Weight 48 for CAHPS3.0
500	FWTV3_49	Num	8			Replicated/JackKnife NEW Weight 49 for CAHPS3.0
501	FWTV3_50	Num	8			Replicated/JackKnife NEW Weight 50 for CAHPS3.0
502	FWTV3_51	Num	8			Replicated/JackKnife NEW Weight 51 for CAHPS3.0
503	FWTV3_52	Num	8			Replicated/JackKnife NEW Weight 52 for CAHPS3.0
504	FWTV3_53	Num	8			Replicated/JackKnife NEW Weight 53 for CAHPS3.0
505	FWTV3_54	Num	8			Replicated/JackKnife NEW Weight 54 for CAHPS3.0
506	FWTV3_55	Num	8			Replicated/JackKnife NEW Weight 55 for CAHPS3.0
507	FWTV3_56	Num	8			Replicated/JackKnife NEW Weight 56 for CAHPS3.0
508	FWTV3_57	Num	8			Replicated/JackKnife NEW Weight 57 for CAHPS3.0
509	FWTV3_58	Num	8			Replicated/JackKnife NEW Weight 58 for CAHPS3.0
510	FWTV3_59	Num	8			Replicated/JackKnife NEW Weight 59 for CAHPS3.0
511	FWTV3_60	Num	8			Replicated/JackKnife NEW Weight 60 for CAHPS3.0
512	FWRWT	Num	8			Final NEW Weight
513	FWRWT1	Num	8			Replicated/JackKnife NEW Weight 1
514	FWRWT2	Num	8			Replicated/JackKnife NEW Weight 2
515	FWRWT3	Num	8			Replicated/JackKnife NEW Weight 3
516	FWRWT4	Num	8			Replicated/JackKnife NEW Weight 4

The CONTENTS Procedure

Variables in Creation Order

#	Variable	Type	Len	Format	Informat	Label
517	FWRWT5	Num	8			Replicated/JackKnife NEW Weight 5
518	FWRWT6	Num	8			Replicated/JackKnife NEW Weight 6
519	FWRWT7	Num	8			Replicated/JackKnife NEW Weight 7
520	FWRWT8	Num	8			Replicated/JackKnife NEW Weight 8
521	FWRWT9	Num	8			Replicated/JackKnife NEW Weight 9
522	FWRWT10	Num	8			Replicated/JackKnife NEW Weight 10
523	FWRWT11	Num	8			Replicated/JackKnife NEW Weight 11
524	FWRWT12	Num	8			Replicated/JackKnife NEW Weight 12
525	FWRWT13	Num	8			Replicated/JackKnife NEW Weight 13
526	FWRWT14	Num	8			Replicated/JackKnife NEW Weight 14
527	FWRWT15	Num	8			Replicated/JackKnife NEW Weight 15
528	FWRWT16	Num	8			Replicated/JackKnife NEW Weight 16
529	FWRWT17	Num	8			Replicated/JackKnife NEW Weight 17
530	FWRWT18	Num	8			Replicated/JackKnife NEW Weight 18
531	FWRWT19	Num	8			Replicated/JackKnife NEW Weight 19
532	FWRWT20	Num	8			Replicated/JackKnife NEW Weight 20
533	FWRWT21	Num	8			Replicated/JackKnife NEW Weight 21
534	FWRWT22	Num	8			Replicated/JackKnife NEW Weight 22
535	FWRWT23	Num	8			Replicated/JackKnife NEW Weight 23
536	FWRWT24	Num	8			Replicated/JackKnife NEW Weight 24
537	FWRWT25	Num	8			Replicated/JackKnife NEW Weight 25
538	FWRWT26	Num	8			Replicated/JackKnife NEW Weight 26
539	FWRWT27	Num	8			Replicated/JackKnife NEW Weight 27
540	FWRWT28	Num	8			Replicated/JackKnife NEW Weight 28
541	FWRWT29	Num	8			Replicated/JackKnife NEW Weight 29
542	FWRWT30	Num	8			Replicated/JackKnife NEW Weight 30
543	FWRWT31	Num	8			Replicated/JackKnife NEW Weight 31
544	FWRWT32	Num	8			Replicated/JackKnife NEW Weight 32
545	FWRWT33	Num	8			Replicated/JackKnife NEW Weight 33
546	FWRWT34	Num	8			Replicated/JackKnife NEW Weight 34
547	FWRWT35	Num	8			Replicated/JackKnife NEW Weight 35
548	FWRWT36	Num	8			Replicated/JackKnife NEW Weight 36
549	FWRWT37	Num	8			Replicated/JackKnife NEW Weight 37
550	FWRWT38	Num	8			Replicated/JackKnife NEW Weight 38
551	FWRWT39	Num	8			Replicated/JackKnife NEW Weight 39
552	FWRWT40	Num	8			Replicated/JackKnife NEW Weight 40
553	FWRWT41	Num	8			Replicated/JackKnife NEW Weight 41
554	FWRWT42	Num	8			Replicated/JackKnife NEW Weight 42
555	FWRWT43	Num	8			Replicated/JackKnife NEW Weight 43
556	FWRWT44	Num	8			Replicated/JackKnife NEW Weight 44
557	FWRWT45	Num	8			Replicated/JackKnife NEW Weight 45
558	FWRWT46	Num	8			Replicated/JackKnife NEW Weight 46
559	FWRWT47	Num	8			Replicated/JackKnife NEW Weight 47
560	FWRWT48	Num	8			Replicated/JackKnife NEW Weight 48
561	FWRWT49	Num	8			Replicated/JackKnife NEW Weight 49
562	FWRWT50	Num	8			Replicated/JackKnife NEW Weight 50
563	FWRWT51	Num	8			Replicated/JackKnife NEW Weight 51
564	FWRWT52	Num	8			Replicated/JackKnife NEW Weight 52
565	FWRWT53	Num	8			Replicated/JackKnife NEW Weight 53
566	FWRWT54	Num	8			Replicated/JackKnife NEW Weight 54
567	FWRWT55	Num	8			Replicated/JackKnife NEW Weight 55
568	FWRWT56	Num	8			Replicated/JackKnife NEW Weight 56
569	FWRWT57	Num	8			Replicated/JackKnife NEW Weight 57
570	FWRWT58	Num	8			Replicated/JackKnife NEW Weight 58
571	FWRWT59	Num	8			Replicated/JackKnife NEW Weight 59
572	FWRWT60	Num	8			Replicated/JackKnife NEW Weight 60
573	CFW_V4	Num	8			Annual weight for V4
574	CFW4_1	Num	8			Annual JK replicate weight 1 for V4
575	CFW4_2	Num	8			Annual JK replicate weight 2 for V4
576	CFW4_3	Num	8			Annual JK replicate weight 3 for V4
577	CFW4_4	Num	8			Annual JK replicate weight 4 for V4
578	CFW4_5	Num	8			Annual JK replicate weight 5 for V4
579	CFW4_6	Num	8			Annual JK replicate weight 6 for V4
580	CFW4_7	Num	8			Annual JK replicate weight 7 for V4
581	CFW4_8	Num	8			Annual JK replicate weight 8 for V4

The CONTENTS Procedure

Variables in Creation Order

#	Variable	Type	Len	Format	Informat	Label
582	CFW4_9	Num	8			Annual JK replicate weight 9 for V4
583	CFW4_10	Num	8			Annual JK replicate weight 10 for V4
584	CFW4_11	Num	8			Annual JK replicate weight 11 for V4
585	CFW4_12	Num	8			Annual JK replicate weight 12 for V4
586	CFW4_13	Num	8			Annual JK replicate weight 13 for V4
587	CFW4_14	Num	8			Annual JK replicate weight 14 for V4
588	CFW4_15	Num	8			Annual JK replicate weight 15 for V4
589	CFW4_16	Num	8			Annual JK replicate weight 16 for V4
590	CFW4_17	Num	8			Annual JK replicate weight 17 for V4
591	CFW4_18	Num	8			Annual JK replicate weight 18 for V4
592	CFW4_19	Num	8			Annual JK replicate weight 19 for V4
593	CFW4_20	Num	8			Annual JK replicate weight 20 for V4
594	CFW4_21	Num	8			Annual JK replicate weight 21 for V4
595	CFW4_22	Num	8			Annual JK replicate weight 22 for V4
596	CFW4_23	Num	8			Annual JK replicate weight 23 for V4
597	CFW4_24	Num	8			Annual JK replicate weight 24 for V4
598	CFW4_25	Num	8			Annual JK replicate weight 25 for V4
599	CFW4_26	Num	8			Annual JK replicate weight 26 for V4
600	CFW4_27	Num	8			Annual JK replicate weight 27 for V4
601	CFW4_28	Num	8			Annual JK replicate weight 28 for V4
602	CFW4_29	Num	8			Annual JK replicate weight 29 for V4
603	CFW4_30	Num	8			Annual JK replicate weight 30 for V4
604	CFW4_31	Num	8			Annual JK replicate weight 31 for V4
605	CFW4_32	Num	8			Annual JK replicate weight 32 for V4
606	CFW4_33	Num	8			Annual JK replicate weight 33 for V4
607	CFW4_34	Num	8			Annual JK replicate weight 34 for V4
608	CFW4_35	Num	8			Annual JK replicate weight 35 for V4
609	CFW4_36	Num	8			Annual JK replicate weight 36 for V4
610	CFW4_37	Num	8			Annual JK replicate weight 37 for V4
611	CFW4_38	Num	8			Annual JK replicate weight 38 for V4
612	CFW4_39	Num	8			Annual JK replicate weight 39 for V4
613	CFW4_40	Num	8			Annual JK replicate weight 40 for V4
614	CFW4_41	Num	8			Annual JK replicate weight 41 for V4
615	CFW4_42	Num	8			Annual JK replicate weight 42 for V4
616	CFW4_43	Num	8			Annual JK replicate weight 43 for V4
617	CFW4_44	Num	8			Annual JK replicate weight 44 for V4
618	CFW4_45	Num	8			Annual JK replicate weight 45 for V4
619	CFW4_46	Num	8			Annual JK replicate weight 46 for V4
620	CFW4_47	Num	8			Annual JK replicate weight 47 for V4
621	CFW4_48	Num	8			Annual JK replicate weight 48 for V4
622	CFW4_49	Num	8			Annual JK replicate weight 49 for V4
623	CFW4_50	Num	8			Annual JK replicate weight 50 for V4
624	CFW4_51	Num	8			Annual JK replicate weight 51 for V4
625	CFW4_52	Num	8			Annual JK replicate weight 52 for V4
626	CFW4_53	Num	8			Annual JK replicate weight 53 for V4
627	CFW4_54	Num	8			Annual JK replicate weight 54 for V4
628	CFW4_55	Num	8			Annual JK replicate weight 55 for V4
629	CFW4_56	Num	8			Annual JK replicate weight 56 for V4
630	CFW4_57	Num	8			Annual JK replicate weight 57 for V4
631	CFW4_58	Num	8			Annual JK replicate weight 58 for V4
632	CFW4_59	Num	8			Annual JK replicate weight 59 for V4
633	CFW4_60	Num	8			Annual JK replicate weight 60 for V4
634	CFW4_61	Num	8			Annual JK replicate weight 61 for V4
635	CFW4_62	Num	8			Annual JK replicate weight 62 for V4
636	CFW4_63	Num	8			Annual JK replicate weight 63 for V4
637	CFW4_64	Num	8			Annual JK replicate weight 64 for V4
638	CFW4_65	Num	8			Annual JK replicate weight 65 for V4
639	CFW4_66	Num	8			Annual JK replicate weight 66 for V4
640	CFW4_67	Num	8			Annual JK replicate weight 67 for V4
641	CFW4_68	Num	8			Annual JK replicate weight 68 for V4
642	CFW4_69	Num	8			Annual JK replicate weight 69 for V4
643	CFW4_70	Num	8			Annual JK replicate weight 70 for V4
644	CFW4_71	Num	8			Annual JK replicate weight 71 for V4
645	CFW4_72	Num	8			Annual JK replicate weight 72 for V4

The CONTENTS Procedure

Variables in Creation Order

#	Variable	Type	Len	Format	Informat	Label
646	CFW4_73	Num	8			Annual JK replicate weight 73 for V4
647	CFW4_74	Num	8			Annual JK replicate weight 74 for V4
648	CFW4_75	Num	8			Annual JK replicate weight 75 for V4
649	CFW4_76	Num	8			Annual JK replicate weight 76 for V4
650	CFW4_77	Num	8			Annual JK replicate weight 77 for V4
651	CFW4_78	Num	8			Annual JK replicate weight 78 for V4
652	CFW4_79	Num	8			Annual JK replicate weight 79 for V4
653	CFW4_80	Num	8			Annual JK replicate weight 80 for V4
654	CFW4_81	Num	8			Annual JK replicate weight 81 for V4
655	CFW4_82	Num	8			Annual JK replicate weight 82 for V4
656	CFW4_83	Num	8			Annual JK replicate weight 83 for V4
657	CFW4_84	Num	8			Annual JK replicate weight 84 for V4
658	CFW4_85	Num	8			Annual JK replicate weight 85 for V4
659	CFW4_86	Num	8			Annual JK replicate weight 86 for V4
660	CFW4_87	Num	8			Annual JK replicate weight 87 for V4
661	CFW4_88	Num	8			Annual JK replicate weight 88 for V4
662	CFW4_89	Num	8			Annual JK replicate weight 89 for V4
663	CFW4_90	Num	8			Annual JK replicate weight 90 for V4
664	CFW4_91	Num	8			Annual JK replicate weight 91 for V4
665	CFW4_92	Num	8			Annual JK replicate weight 92 for V4
666	CFW4_93	Num	8			Annual JK replicate weight 93 for V4
667	CFW4_94	Num	8			Annual JK replicate weight 94 for V4
668	CFW4_95	Num	8			Annual JK replicate weight 95 for V4
669	CFW4_96	Num	8			Annual JK replicate weight 96 for V4
670	CFW4_97	Num	8			Annual JK replicate weight 97 for V4
671	CFW4_98	Num	8			Annual JK replicate weight 98 for V4
672	CFW4_99	Num	8			Annual JK replicate weight 99 for V4
673	CFW4_100	Num	8			Annual JK replicate weight 100 for V4
674	CFW4_101	Num	8			Annual JK replicate weight 101 for V4
675	CFW4_102	Num	8			Annual JK replicate weight 102 for V4
676	CFW4_103	Num	8			Annual JK replicate weight 103 for V4
677	CFW4_104	Num	8			Annual JK replicate weight 104 for V4
678	CFW4_105	Num	8			Annual JK replicate weight 105 for V4
679	CFW4_106	Num	8			Annual JK replicate weight 106 for V4
680	CFW4_107	Num	8			Annual JK replicate weight 107 for V4
681	CFW4_108	Num	8			Annual JK replicate weight 108 for V4
682	CFW4_109	Num	8			Annual JK replicate weight 109 for V4
683	CFW4_110	Num	8			Annual JK replicate weight 110 for V4
684	CFW4_111	Num	8			Annual JK replicate weight 111 for V4
685	CFW4_112	Num	8			Annual JK replicate weight 112 for V4
686	CFW4_113	Num	8			Annual JK replicate weight 113 for V4
687	CFW4_114	Num	8			Annual JK replicate weight 114 for V4
688	CFW4_115	Num	8			Annual JK replicate weight 115 for V4
689	CFW4_116	Num	8			Annual JK replicate weight 116 for V4
690	CFW4_117	Num	8			Annual JK replicate weight 117 for V4
691	CFW4_118	Num	8			Annual JK replicate weight 118 for V4

The CONTENTS Procedure

Variables in Creation Order

#	Variable	Type	Len	Format	Informat	Label
692	CFW4_119	Num	8			Annual JK replicate weight 119 for V4
693	CFW4_120	Num	8			Annual JK replicate weight 120 for V4
694	CFW4_121	Num	8			Annual JK replicate weight 121 for V4
695	CFW4_122	Num	8			Annual JK replicate weight 122 for V4
696	CFW4_123	Num	8			Annual JK replicate weight 123 for V4
697	CFW4_124	Num	8			Annual JK replicate weight 124 for V4
698	CFW4_125	Num	8			Annual JK replicate weight 125 for V4
699	CFW4_126	Num	8			Annual JK replicate weight 126 for V4
700	CFW4_127	Num	8			Annual JK replicate weight 127 for V4
701	CFW4_128	Num	8			Annual JK replicate weight 128 for V4
702	CFW4_129	Num	8			Annual JK replicate weight 129 for V4
703	CFW4_130	Num	8			Annual JK replicate weight 130 for V4
704	CFW4_131	Num	8			Annual JK replicate weight 131 for V4
705	CFW4_132	Num	8			Annual JK replicate weight 132 for V4
706	CFW4_133	Num	8			Annual JK replicate weight 133 for V4
707	CFW4_134	Num	8			Annual JK replicate weight 134 for V4
708	CFW4_135	Num	8			Annual JK replicate weight 135 for V4
709	CFW4_136	Num	8			Annual JK replicate weight 136 for V4
710	CFW4_137	Num	8			Annual JK replicate weight 137 for V4
711	CFW4_138	Num	8			Annual JK replicate weight 138 for V4
712	CFW4_139	Num	8			Annual JK replicate weight 139 for V4
713	CFW4_140	Num	8			Annual JK replicate weight 140 for V4
714	CFW4_141	Num	8			Annual JK replicate weight 141 for V4
715	CFW4_142	Num	8			Annual JK replicate weight 142 for V4
716	CFW4_143	Num	8			Annual JK replicate weight 143 for V4
717	CFW4_144	Num	8			Annual JK replicate weight 144 for V4
718	CFW4_145	Num	8			Annual JK replicate weight 145 for V4
719	CFW4_146	Num	8			Annual JK replicate weight 146 for V4
720	CFW4_147	Num	8			Annual JK replicate weight 147 for V4
721	CFW4_148	Num	8			Annual JK replicate weight 148 for V4
722	CFW4_149	Num	8			Annual JK replicate weight 149 for V4
723	CFW4_150	Num	8			Annual JK replicate weight 150 for V4

The CONTENTS Procedure

Variables in Creation Order

#	Variable	Type	Len	Format	Informat	Label
724	CFW4_151	Num	8			Annual JK replicate weight 151 for V4
725	CFW4_152	Num	8			Annual JK replicate weight 152 for V4
726	CFW4_153	Num	8			Annual JK replicate weight 153 for V4
727	CFW4_154	Num	8			Annual JK replicate weight 154 for V4
728	CFW4_155	Num	8			Annual JK replicate weight 155 for V4
729	CFW4_156	Num	8			Annual JK replicate weight 156 for V4
730	CFW4_157	Num	8			Annual JK replicate weight 157 for V4
731	CFW4_158	Num	8			Annual JK replicate weight 158 for V4
732	CFW4_159	Num	8			Annual JK replicate weight 159 for V4
733	CFW4_160	Num	8			Annual JK replicate weight 160 for V4
734	CFW4_161	Num	8			Annual JK replicate weight 161 for V4
735	CFW4_162	Num	8			Annual JK replicate weight 162 for V4
736	CFW4_163	Num	8			Annual JK replicate weight 163 for V4
737	CFW4_164	Num	8			Annual JK replicate weight 164 for V4
738	CFW4_165	Num	8			Annual JK replicate weight 165 for V4
739	CFW4_166	Num	8			Annual JK replicate weight 166 for V4
740	CFW4_167	Num	8			Annual JK replicate weight 167 for V4
741	CFW4_168	Num	8			Annual JK replicate weight 168 for V4
742	CFW4_169	Num	8			Annual JK replicate weight 169 for V4
743	CFW4_170	Num	8			Annual JK replicate weight 170 for V4
744	CFW4_171	Num	8			Annual JK replicate weight 171 for V4
745	CFW4_172	Num	8			Annual JK replicate weight 172 for V4
746	CFW4_173	Num	8			Annual JK replicate weight 173 for V4
747	CFW4_174	Num	8			Annual JK replicate weight 174 for V4
748	CFW4_175	Num	8			Annual JK replicate weight 175 for V4
749	CFW4_176	Num	8			Annual JK replicate weight 176 for V4
750	CFW4_177	Num	8			Annual JK replicate weight 177 for V4
751	CFW4_178	Num	8			Annual JK replicate weight 178 for V4
752	CFW4_179	Num	8			Annual JK replicate weight 179 for V4
753	CFW4_180	Num	8			Annual JK replicate weight 180 for V4
754	CFW4_181	Num	8			Annual JK replicate weight 181 for V4
755	CFW4_182	Num	8			Annual JK replicate weight 182 for V4

The CONTENTS Procedure

Variables in Creation Order

#	Variable	Type	Len	Format	Informat	Label
756	CFW4_183	Num	8			Annual JK replicate weight 183 for V4
757	CFW4_184	Num	8			Annual JK replicate weight 184 for V4
758	CFW4_185	Num	8			Annual JK replicate weight 185 for V4
759	CFW4_186	Num	8			Annual JK replicate weight 186 for V4
760	CFW4_187	Num	8			Annual JK replicate weight 187 for V4
761	CFW4_188	Num	8			Annual JK replicate weight 188 for V4
762	CFW4_189	Num	8			Annual JK replicate weight 189 for V4
763	CFW4_190	Num	8			Annual JK replicate weight 190 for V4
764	CFW4_191	Num	8			Annual JK replicate weight 191 for V4
765	CFW4_192	Num	8			Annual JK replicate weight 192 for V4
766	CFW4_193	Num	8			Annual JK replicate weight 193 for V4
767	CFW4_194	Num	8			Annual JK replicate weight 194 for V4
768	CFW4_195	Num	8			Annual JK replicate weight 195 for V4
769	CFW4_196	Num	8			Annual JK replicate weight 196 for V4
770	CFW4_197	Num	8			Annual JK replicate weight 197 for V4
771	CFW4_198	Num	8			Annual JK replicate weight 198 for V4
772	CFW4_199	Num	8			Annual JK replicate weight 199 for V4
773	CFW4_200	Num	8			Annual JK replicate weight 200 for V4
774	CFW4_201	Num	8			Annual JK replicate weight 201 for V4
775	CFW4_202	Num	8			Annual JK replicate weight 202 for V4
776	CFW4_203	Num	8			Annual JK replicate weight 203 for V4
777	CFW4_204	Num	8			Annual JK replicate weight 204 for V4
778	CFW4_205	Num	8			Annual JK replicate weight 205 for V4
779	CFW4_206	Num	8			Annual JK replicate weight 206 for V4
780	CFW4_207	Num	8			Annual JK replicate weight 207 for V4
781	CFW4_208	Num	8			Annual JK replicate weight 208 for V4
782	CFW4_209	Num	8			Annual JK replicate weight 209 for V4
783	CFW4_210	Num	8			Annual JK replicate weight 210 for V4
784	CFW4_211	Num	8			Annual JK replicate weight 211 for V4
785	CFW4_212	Num	8			Annual JK replicate weight 212 for V4
786	CFW4_213	Num	8			Annual JK replicate weight 213 for V4
787	CFW4_214	Num	8			Annual JK replicate weight 214 for V4

The CONTENTS Procedure

Variables in Creation Order

#	Variable	Type	Len	Format	Informat	Label
788	CFW4_215	Num	8			Annual JK replicate weight 215 for V4
789	CFW4_216	Num	8			Annual JK replicate weight 216 for V4
790	CFW4_217	Num	8			Annual JK replicate weight 217 for V4
791	CFW4_218	Num	8			Annual JK replicate weight 218 for V4
792	CFW4_219	Num	8			Annual JK replicate weight 219 for V4
793	CFW4_220	Num	8			Annual JK replicate weight 220 for V4
794	CFW4_221	Num	8			Annual JK replicate weight 221 for V4
795	CFW4_222	Num	8			Annual JK replicate weight 222 for V4
796	CFW4_223	Num	8			Annual JK replicate weight 223 for V4
797	CFW4_224	Num	8			Annual JK replicate weight 224 for V4
798	CFW4_225	Num	8			Annual JK replicate weight 225 for V4
799	CFW4_226	Num	8			Annual JK replicate weight 226 for V4
800	CFW4_227	Num	8			Annual JK replicate weight 227 for V4
801	CFW4_228	Num	8			Annual JK replicate weight 228 for V4
802	CFW4_229	Num	8			Annual JK replicate weight 229 for V4
803	CFW4_230	Num	8			Annual JK replicate weight 230 for V4
804	CFW4_231	Num	8			Annual JK replicate weight 231 for V4
805	CFW4_232	Num	8			Annual JK replicate weight 232 for V4
806	CFW4_233	Num	8			Annual JK replicate weight 233 for V4
807	CFW4_234	Num	8			Annual JK replicate weight 234 for V4
808	CFW4_235	Num	8			Annual JK replicate weight 235 for V4
809	CFW4_236	Num	8			Annual JK replicate weight 236 for V4
810	CFW4_237	Num	8			Annual JK replicate weight 237 for V4
811	CFW4_238	Num	8			Annual JK replicate weight 238 for V4
812	CFW4_239	Num	8			Annual JK replicate weight 239 for V4
813	CFW4_240	Num	8			Annual JK replicate weight 240 for V4
814	CFW_V3	Num	8			Annual weight for V3
815	CFW3_1	Num	8			Annual JK replicate weight 1 for V3
816	CFW3_2	Num	8			Annual JK replicate weight 2 for V3
817	CFW3_3	Num	8			Annual JK replicate weight 3 for V3
818	CFW3_4	Num	8			Annual JK replicate weight 4 for V3
819	CFW3_5	Num	8			Annual JK replicate weight 5 for V3
820	CFW3_6	Num	8			Annual JK replicate weight 6 for V3
821	CFW3_7	Num	8			Annual JK replicate weight 7 for V3
822	CFW3_8	Num	8			Annual JK replicate weight 8 for V3
823	CFW3_9	Num	8			Annual JK replicate weight 9 for V3
824	CFW3_10	Num	8			Annual JK replicate weight 10 for V3
825	CFW3_11	Num	8			Annual JK replicate weight 11 for V3
826	CFW3_12	Num	8			Annual JK replicate weight 12 for V3

The CONTENTS Procedure

Variables in Creation Order

#	Variable	Type	Len	Format	Informat	Label
827	CFW3_13	Num	8			Annual JK replicate weight 13 for V3
828	CFW3_14	Num	8			Annual JK replicate weight 14 for V3
829	CFW3_15	Num	8			Annual JK replicate weight 15 for V3
830	CFW3_16	Num	8			Annual JK replicate weight 16 for V3
831	CFW3_17	Num	8			Annual JK replicate weight 17 for V3
832	CFW3_18	Num	8			Annual JK replicate weight 18 for V3
833	CFW3_19	Num	8			Annual JK replicate weight 19 for V3
834	CFW3_20	Num	8			Annual JK replicate weight 20 for V3
835	CFW3_21	Num	8			Annual JK replicate weight 21 for V3
836	CFW3_22	Num	8			Annual JK replicate weight 22 for V3
837	CFW3_23	Num	8			Annual JK replicate weight 23 for V3
838	CFW3_24	Num	8			Annual JK replicate weight 24 for V3
839	CFW3_25	Num	8			Annual JK replicate weight 25 for V3
840	CFW3_26	Num	8			Annual JK replicate weight 26 for V3
841	CFW3_27	Num	8			Annual JK replicate weight 27 for V3
842	CFW3_28	Num	8			Annual JK replicate weight 28 for V3
843	CFW3_29	Num	8			Annual JK replicate weight 29 for V3
844	CFW3_30	Num	8			Annual JK replicate weight 30 for V3
845	CFW3_31	Num	8			Annual JK replicate weight 31 for V3
846	CFW3_32	Num	8			Annual JK replicate weight 32 for V3
847	CFW3_33	Num	8			Annual JK replicate weight 33 for V3
848	CFW3_34	Num	8			Annual JK replicate weight 34 for V3
849	CFW3_35	Num	8			Annual JK replicate weight 35 for V3
850	CFW3_36	Num	8			Annual JK replicate weight 36 for V3
851	CFW3_37	Num	8			Annual JK replicate weight 37 for V3
852	CFW3_38	Num	8			Annual JK replicate weight 38 for V3
853	CFW3_39	Num	8			Annual JK replicate weight 39 for V3
854	CFW3_40	Num	8			Annual JK replicate weight 40 for V3
855	CFW3_41	Num	8			Annual JK replicate weight 41 for V3
856	CFW3_42	Num	8			Annual JK replicate weight 42 for V3
857	CFW3_43	Num	8			Annual JK replicate weight 43 for V3
858	CFW3_44	Num	8			Annual JK replicate weight 44 for V3
859	CFW3_45	Num	8			Annual JK replicate weight 45 for V3
860	CFW3_46	Num	8			Annual JK replicate weight 46 for V3
861	CFW3_47	Num	8			Annual JK replicate weight 47 for V3
862	CFW3_48	Num	8			Annual JK replicate weight 48 for V3
863	CFW3_49	Num	8			Annual JK replicate weight 49 for V3
864	CFW3_50	Num	8			Annual JK replicate weight 50 for V3
865	CFW3_51	Num	8			Annual JK replicate weight 51 for V3
866	CFW3_52	Num	8			Annual JK replicate weight 52 for V3
867	CFW3_53	Num	8			Annual JK replicate weight 53 for V3
868	CFW3_54	Num	8			Annual JK replicate weight 54 for V3
869	CFW3_55	Num	8			Annual JK replicate weight 55 for V3
870	CFW3_56	Num	8			Annual JK replicate weight 56 for V3
871	CFW3_57	Num	8			Annual JK replicate weight 57 for V3
872	CFW3_58	Num	8			Annual JK replicate weight 58 for V3
873	CFW3_59	Num	8			Annual JK replicate weight 59 for V3
874	CFW3_60	Num	8			Annual JK replicate weight 60 for V3
875	CFW3_61	Num	8			Annual JK replicate weight 61 for V3
876	CFW3_62	Num	8			Annual JK replicate weight 62 for V3
877	CFW3_63	Num	8			Annual JK replicate weight 63 for V3
878	CFW3_64	Num	8			Annual JK replicate weight 64 for V3
879	CFW3_65	Num	8			Annual JK replicate weight 65 for V3
880	CFW3_66	Num	8			Annual JK replicate weight 66 for V3
881	CFW3_67	Num	8			Annual JK replicate weight 67 for V3
882	CFW3_68	Num	8			Annual JK replicate weight 68 for V3
883	CFW3_69	Num	8			Annual JK replicate weight 69 for V3
884	CFW3_70	Num	8			Annual JK replicate weight 70 for V3
885	CFW3_71	Num	8			Annual JK replicate weight 71 for V3
886	CFW3_72	Num	8			Annual JK replicate weight 72 for V3
887	CFW3_73	Num	8			Annual JK replicate weight 73 for V3
888	CFW3_74	Num	8			Annual JK replicate weight 74 for V3
889	CFW3_75	Num	8			Annual JK replicate weight 75 for V3
890	CFW3_76	Num	8			Annual JK replicate weight 76 for V3
891	CFW3_77	Num	8			Annual JK replicate weight 77 for V3

The CONTENTS Procedure

Variables in Creation Order

#	Variable	Type	Len	Format	Informat	Label
892	CFW3_78	Num	8			Annual JK replicate weight 78 for V3
893	CFW3_79	Num	8			Annual JK replicate weight 79 for V3
894	CFW3_80	Num	8			Annual JK replicate weight 80 for V3
895	CFW3_81	Num	8			Annual JK replicate weight 81 for V3
896	CFW3_82	Num	8			Annual JK replicate weight 82 for V3
897	CFW3_83	Num	8			Annual JK replicate weight 83 for V3
898	CFW3_84	Num	8			Annual JK replicate weight 84 for V3
899	CFW3_85	Num	8			Annual JK replicate weight 85 for V3
900	CFW3_86	Num	8			Annual JK replicate weight 86 for V3
901	CFW3_87	Num	8			Annual JK replicate weight 87 for V3
902	CFW3_88	Num	8			Annual JK replicate weight 88 for V3
903	CFW3_89	Num	8			Annual JK replicate weight 89 for V3
904	CFW3_90	Num	8			Annual JK replicate weight 90 for V3
905	CFW3_91	Num	8			Annual JK replicate weight 91 for V3
906	CFW3_92	Num	8			Annual JK replicate weight 92 for V3
907	CFW3_93	Num	8			Annual JK replicate weight 93 for V3
908	CFW3_94	Num	8			Annual JK replicate weight 94 for V3
909	CFW3_95	Num	8			Annual JK replicate weight 95 for V3
910	CFW3_96	Num	8			Annual JK replicate weight 96 for V3
911	CFW3_97	Num	8			Annual JK replicate weight 97 for V3
912	CFW3_98	Num	8			Annual JK replicate weight 98 for V3
913	CFW3_99	Num	8			Annual JK replicate weight 99 for V3
914	CFW3_100	Num	8			Annual JK replicate weight 100 for V3
915	CFW3_101	Num	8			Annual JK replicate weight 101 for V3
916	CFW3_102	Num	8			Annual JK replicate weight 102 for V3
917	CFW3_103	Num	8			Annual JK replicate weight 103 for V3
918	CFW3_104	Num	8			Annual JK replicate weight 104 for V3
919	CFW3_105	Num	8			Annual JK replicate weight 105 for V3
920	CFW3_106	Num	8			Annual JK replicate weight 106 for V3
921	CFW3_107	Num	8			Annual JK replicate weight 107 for V3
922	CFW3_108	Num	8			Annual JK replicate weight 108 for V3
923	CFW3_109	Num	8			Annual JK replicate weight 109 for V3
924	CFW3_110	Num	8			Annual JK replicate weight 110 for V3
925	CFW3_111	Num	8			Annual JK replicate weight 111 for V3
926	CFW3_112	Num	8			Annual JK replicate weight 112 for V3
927	CFW3_113	Num	8			Annual JK replicate weight 113 for V3
928	CFW3_114	Num	8			Annual JK replicate weight 114 for V3
929	CFW3_115	Num	8			Annual JK replicate weight 115 for V3
930	CFW3_116	Num	8			Annual JK replicate weight 116 for V3
931	CFW3_117	Num	8			Annual JK replicate weight 117 for V3
932	CFW3_118	Num	8			Annual JK replicate weight 118 for V3
933	CFW3_119	Num	8			Annual JK replicate weight 119 for V3
934	CFW3_120	Num	8			Annual JK replicate weight 120 for V3
935	CFW	Num	8			Combined annual Weight

The CONTENTS Procedure

Variables in Creation Order

#	Variable	Type	Len	Format	Informat	Label
936	CFW1	Num	8			Annual JK replicate weight 1 for COMBINED
937	CFW2	Num	8			Annual JK replicate weight 2 for COMBINED
938	CFW3	Num	8			Annual JK replicate weight 3 for COMBINED
939	CFW4	Num	8			Annual JK replicate weight 4 for COMBINED
940	CFW5	Num	8			Annual JK replicate weight 5 for COMBINED
941	CFW6	Num	8			Annual JK replicate weight 6 for COMBINED
942	CFW7	Num	8			Annual JK replicate weight 7 for COMBINED
943	CFW8	Num	8			Annual JK replicate weight 8 for COMBINED
944	CFW9	Num	8			Annual JK replicate weight 9 for COMBINED
945	CFW10	Num	8			Annual JK replicate weight 10 for COMBINED
946	CFW11	Num	8			Annual JK replicate weight 11 for COMBINED
947	CFW12	Num	8			Annual JK replicate weight 12 for COMBINED
948	CFW13	Num	8			Annual JK replicate weight 13 for COMBINED
949	CFW14	Num	8			Annual JK replicate weight 14 for COMBINED
950	CFW15	Num	8			Annual JK replicate weight 15 for COMBINED
951	CFW16	Num	8			Annual JK replicate weight 16 for COMBINED
952	CFW17	Num	8			Annual JK replicate weight 17 for COMBINED
953	CFW18	Num	8			Annual JK replicate weight 18 for COMBINED
954	CFW19	Num	8			Annual JK replicate weight 19 for COMBINED
955	CFW20	Num	8			Annual JK replicate weight 20 for COMBINED
956	CFW21	Num	8			Annual JK replicate weight 21 for COMBINED
957	CFW22	Num	8			Annual JK replicate weight 22 for COMBINED
958	CFW23	Num	8			Annual JK replicate weight 23 for COMBINED
959	CFW24	Num	8			Annual JK replicate weight 24 for COMBINED
960	CFW25	Num	8			Annual JK replicate weight 25 for COMBINED
961	CFW26	Num	8			Annual JK replicate weight 26 for COMBINED
962	CFW27	Num	8			Annual JK replicate weight 27 for COMBINED
963	CFW28	Num	8			Annual JK replicate weight 28 for COMBINED
964	CFW29	Num	8			Annual JK replicate weight 29 for COMBINED
965	CFW30	Num	8			Annual JK replicate weight 30 for COMBINED
966	CFW31	Num	8			Annual JK replicate weight 31 for COMBINED
967	CFW32	Num	8			Annual JK replicate weight 32 for COMBINED
968	CFW33	Num	8			Annual JK replicate weight 33 for COMBINED
969	CFW34	Num	8			Annual JK replicate weight 34 for COMBINED
970	CFW35	Num	8			Annual JK replicate weight 35 for COMBINED
971	CFW36	Num	8			Annual JK replicate weight 36 for COMBINED
972	CFW37	Num	8			Annual JK replicate weight 37 for COMBINED
973	CFW38	Num	8			Annual JK replicate weight 38 for COMBINED
974	CFW39	Num	8			Annual JK replicate weight 39 for COMBINED
975	CFW40	Num	8			Annual JK replicate weight 40 for COMBINED
976	CFW41	Num	8			Annual JK replicate weight 41 for COMBINED
977	CFW42	Num	8			Annual JK replicate weight 42 for COMBINED
978	CFW43	Num	8			Annual JK replicate weight 43 for COMBINED
979	CFW44	Num	8			Annual JK replicate weight 44 for COMBINED
980	CFW45	Num	8			Annual JK replicate weight 45 for COMBINED
981	CFW46	Num	8			Annual JK replicate weight 46 for COMBINED
982	CFW47	Num	8			Annual JK replicate weight 47 for COMBINED
983	CFW48	Num	8			Annual JK replicate weight 48 for COMBINED
984	CFW49	Num	8			Annual JK replicate weight 49 for COMBINED
985	CFW50	Num	8			Annual JK replicate weight 50 for COMBINED
986	CFW51	Num	8			Annual JK replicate weight 51 for COMBINED
987	CFW52	Num	8			Annual JK replicate weight 52 for COMBINED
988	CFW53	Num	8			Annual JK replicate weight 53 for COMBINED
989	CFW54	Num	8			Annual JK replicate weight 54 for COMBINED
990	CFW55	Num	8			Annual JK replicate weight 55 for COMBINED
991	CFW56	Num	8			Annual JK replicate weight 56 for COMBINED
992	CFW57	Num	8			Annual JK replicate weight 57 for COMBINED
993	CFW58	Num	8			Annual JK replicate weight 58 for COMBINED
994	CFW59	Num	8			Annual JK replicate weight 59 for COMBINED
995	CFW60	Num	8			Annual JK replicate weight 60 for COMBINED
996	CFW61	Num	8			Annual JK replicate weight 61 for COMBINED
997	CFW62	Num	8			Annual JK replicate weight 62 for COMBINED
998	CFW63	Num	8			Annual JK replicate weight 63 for COMBINED
999	CFW64	Num	8			Annual JK replicate weight 64 for COMBINED
1000	CFW65	Num	8			Annual JK replicate weight 65 for COMBINED

The CONTENTS Procedure

Variables in Creation Order

#	Variable	Type	Len	Format	Informat	Label
1001	CFW66	Num	8			Annual JK replicate weight 66 for COMBINED
1002	CFW67	Num	8			Annual JK replicate weight 67 for COMBINED
1003	CFW68	Num	8			Annual JK replicate weight 68 for COMBINED
1004	CFW69	Num	8			Annual JK replicate weight 69 for COMBINED
1005	CFW70	Num	8			Annual JK replicate weight 70 for COMBINED
1006	CFW71	Num	8			Annual JK replicate weight 71 for COMBINED
1007	CFW72	Num	8			Annual JK replicate weight 72 for COMBINED
1008	CFW73	Num	8			Annual JK replicate weight 73 for COMBINED
1009	CFW74	Num	8			Annual JK replicate weight 74 for COMBINED
1010	CFW75	Num	8			Annual JK replicate weight 75 for COMBINED
1011	CFW76	Num	8			Annual JK replicate weight 76 for COMBINED
1012	CFW77	Num	8			Annual JK replicate weight 77 for COMBINED
1013	CFW78	Num	8			Annual JK replicate weight 78 for COMBINED
1014	CFW79	Num	8			Annual JK replicate weight 79 for COMBINED
1015	CFW80	Num	8			Annual JK replicate weight 80 for COMBINED
1016	CFW81	Num	8			Annual JK replicate weight 81 for COMBINED
1017	CFW82	Num	8			Annual JK replicate weight 82 for COMBINED
1018	CFW83	Num	8			Annual JK replicate weight 83 for COMBINED
1019	CFW84	Num	8			Annual JK replicate weight 84 for COMBINED
1020	CFW85	Num	8			Annual JK replicate weight 85 for COMBINED
1021	CFW86	Num	8			Annual JK replicate weight 86 for COMBINED
1022	CFW87	Num	8			Annual JK replicate weight 87 for COMBINED
1023	CFW88	Num	8			Annual JK replicate weight 88 for COMBINED
1024	CFW89	Num	8			Annual JK replicate weight 89 for COMBINED
1025	CFW90	Num	8			Annual JK replicate weight 90 for COMBINED
1026	CFW91	Num	8			Annual JK replicate weight 91 for COMBINED
1027	CFW92	Num	8			Annual JK replicate weight 92 for COMBINED
1028	CFW93	Num	8			Annual JK replicate weight 93 for COMBINED
1029	CFW94	Num	8			Annual JK replicate weight 94 for COMBINED
1030	CFW95	Num	8			Annual JK replicate weight 95 for COMBINED
1031	CFW96	Num	8			Annual JK replicate weight 96 for COMBINED
1032	CFW97	Num	8			Annual JK replicate weight 97 for COMBINED
1033	CFW98	Num	8			Annual JK replicate weight 98 for COMBINED
1034	CFW99	Num	8			Annual JK replicate weight 99 for COMBINED
1035	CFW100	Num	8			Annual JK replicate weight 100 for COMBINED
1036	CFW101	Num	8			Annual JK replicate weight 101 for COMBINED
1037	CFW102	Num	8			Annual JK replicate weight 102 for COMBINED
1038	CFW103	Num	8			Annual JK replicate weight 103 for COMBINED
1039	CFW104	Num	8			Annual JK replicate weight 104 for COMBINED
1040	CFW105	Num	8			Annual JK replicate weight 105 for COMBINED
1041	CFW106	Num	8			Annual JK replicate weight 106 for COMBINED
1042	CFW107	Num	8			Annual JK replicate weight 107 for COMBINED
1043	CFW108	Num	8			Annual JK replicate weight 108 for COMBINED
1044	CFW109	Num	8			Annual JK replicate weight 109 for COMBINED
1045	CFW110	Num	8			Annual JK replicate weight 110 for COMBINED
1046	CFW111	Num	8			Annual JK replicate weight 111 for COMBINED
1047	CFW112	Num	8			Annual JK replicate weight 112 for COMBINED
1048	CFW113	Num	8			Annual JK replicate weight 113 for COMBINED
1049	CFW114	Num	8			Annual JK replicate weight 114 for COMBINED
1050	CFW115	Num	8			Annual JK replicate weight 115 for COMBINED
1051	CFW116	Num	8			Annual JK replicate weight 116 for COMBINED
1052	CFW117	Num	8			Annual JK replicate weight 117 for COMBINED
1053	CFW118	Num	8			Annual JK replicate weight 118 for COMBINED
1054	CFW119	Num	8			Annual JK replicate weight 119 for COMBINED
1055	CFW120	Num	8			Annual JK replicate weight 120 for COMBINED
1056	CFW121	Num	8			Annual JK replicate weight 121 for COMBINED
1057	CFW122	Num	8			Annual JK replicate weight 122 for COMBINED
1058	CFW123	Num	8			Annual JK replicate weight 123 for COMBINED
1059	CFW124	Num	8			Annual JK replicate weight 124 for COMBINED
1060	CFW125	Num	8			Annual JK replicate weight 125 for COMBINED
1061	CFW126	Num	8			Annual JK replicate weight 126 for COMBINED
1062	CFW127	Num	8			Annual JK replicate weight 127 for COMBINED
1063	CFW128	Num	8			Annual JK replicate weight 128 for COMBINED
1064	CFW129	Num	8			Annual JK replicate weight 129 for COMBINED
1065	CFW130	Num	8			Annual JK replicate weight 130 for COMBINED

The CONTENTS Procedure

Variables in Creation Order

#	Variable	Type	Len	Format	Informat	Label
1066	CFW131	Num	8			Annual JK replicate weight 131 for COMBINED
1067	CFW132	Num	8			Annual JK replicate weight 132 for COMBINED
1068	CFW133	Num	8			Annual JK replicate weight 133 for COMBINED
1069	CFW134	Num	8			Annual JK replicate weight 134 for COMBINED
1070	CFW135	Num	8			Annual JK replicate weight 135 for COMBINED
1071	CFW136	Num	8			Annual JK replicate weight 136 for COMBINED
1072	CFW137	Num	8			Annual JK replicate weight 137 for COMBINED
1073	CFW138	Num	8			Annual JK replicate weight 138 for COMBINED
1074	CFW139	Num	8			Annual JK replicate weight 139 for COMBINED
1075	CFW140	Num	8			Annual JK replicate weight 140 for COMBINED
1076	CFW141	Num	8			Annual JK replicate weight 141 for COMBINED
1077	CFW142	Num	8			Annual JK replicate weight 142 for COMBINED
1078	CFW143	Num	8			Annual JK replicate weight 143 for COMBINED
1079	CFW144	Num	8			Annual JK replicate weight 144 for COMBINED
1080	CFW145	Num	8			Annual JK replicate weight 145 for COMBINED
1081	CFW146	Num	8			Annual JK replicate weight 146 for COMBINED
1082	CFW147	Num	8			Annual JK replicate weight 147 for COMBINED
1083	CFW148	Num	8			Annual JK replicate weight 148 for COMBINED
1084	CFW149	Num	8			Annual JK replicate weight 149 for COMBINED
1085	CFW150	Num	8			Annual JK replicate weight 150 for COMBINED
1086	CFW151	Num	8			Annual JK replicate weight 151 for COMBINED
1087	CFW152	Num	8			Annual JK replicate weight 152 for COMBINED
1088	CFW153	Num	8			Annual JK replicate weight 153 for COMBINED
1089	CFW154	Num	8			Annual JK replicate weight 154 for COMBINED
1090	CFW155	Num	8			Annual JK replicate weight 155 for COMBINED
1091	CFW156	Num	8			Annual JK replicate weight 156 for COMBINED
1092	CFW157	Num	8			Annual JK replicate weight 157 for COMBINED
1093	CFW158	Num	8			Annual JK replicate weight 158 for COMBINED
1094	CFW159	Num	8			Annual JK replicate weight 159 for COMBINED
1095	CFW160	Num	8			Annual JK replicate weight 160 for COMBINED
1096	CFW161	Num	8			Annual JK replicate weight 161 for COMBINED
1097	CFW162	Num	8			Annual JK replicate weight 162 for COMBINED
1098	CFW163	Num	8			Annual JK replicate weight 163 for COMBINED
1099	CFW164	Num	8			Annual JK replicate weight 164 for COMBINED
1100	CFW165	Num	8			Annual JK replicate weight 165 for COMBINED
1101	CFW166	Num	8			Annual JK replicate weight 166 for COMBINED
1102	CFW167	Num	8			Annual JK replicate weight 167 for COMBINED
1103	CFW168	Num	8			Annual JK replicate weight 168 for COMBINED
1104	CFW169	Num	8			Annual JK replicate weight 169 for COMBINED
1105	CFW170	Num	8			Annual JK replicate weight 170 for COMBINED
1106	CFW171	Num	8			Annual JK replicate weight 171 for COMBINED
1107	CFW172	Num	8			Annual JK replicate weight 172 for COMBINED
1108	CFW173	Num	8			Annual JK replicate weight 173 for COMBINED
1109	CFW174	Num	8			Annual JK replicate weight 174 for COMBINED
1110	CFW175	Num	8			Annual JK replicate weight 175 for COMBINED
1111	CFW176	Num	8			Annual JK replicate weight 176 for COMBINED
1112	CFW177	Num	8			Annual JK replicate weight 177 for COMBINED
1113	CFW178	Num	8			Annual JK replicate weight 178 for COMBINED
1114	CFW179	Num	8			Annual JK replicate weight 179 for COMBINED
1115	CFW180	Num	8			Annual JK replicate weight 180 for COMBINED
1116	CFW181	Num	8			Annual JK replicate weight 181 for COMBINED
1117	CFW182	Num	8			Annual JK replicate weight 182 for COMBINED
1118	CFW183	Num	8			Annual JK replicate weight 183 for COMBINED
1119	CFW184	Num	8			Annual JK replicate weight 184 for COMBINED
1120	CFW185	Num	8			Annual JK replicate weight 185 for COMBINED
1121	CFW186	Num	8			Annual JK replicate weight 186 for COMBINED
1122	CFW187	Num	8			Annual JK replicate weight 187 for COMBINED
1123	CFW188	Num	8			Annual JK replicate weight 188 for COMBINED
1124	CFW189	Num	8			Annual JK replicate weight 189 for COMBINED
1125	CFW190	Num	8			Annual JK replicate weight 190 for COMBINED
1126	CFW191	Num	8			Annual JK replicate weight 191 for COMBINED
1127	CFW192	Num	8			Annual JK replicate weight 192 for COMBINED
1128	CFW193	Num	8			Annual JK replicate weight 193 for COMBINED
1129	CFW194	Num	8			Annual JK replicate weight 194 for COMBINED
1130	CFW195	Num	8			Annual JK replicate weight 195 for COMBINED

The CONTENTS Procedure

Variables in Creation Order

#	Variable	Type	Len	Format	Informat	Label
1131	CFW196	Num	8			Annual JK replicate weight 196 for COMBINED
1132	CFW197	Num	8			Annual JK replicate weight 197 for COMBINED
1133	CFW198	Num	8			Annual JK replicate weight 198 for COMBINED
1134	CFW199	Num	8			Annual JK replicate weight 199 for COMBINED
1135	CFW200	Num	8			Annual JK replicate weight 200 for COMBINED
1136	CFW201	Num	8			Annual JK replicate weight 201 for COMBINED
1137	CFW202	Num	8			Annual JK replicate weight 202 for COMBINED
1138	CFW203	Num	8			Annual JK replicate weight 203 for COMBINED
1139	CFW204	Num	8			Annual JK replicate weight 204 for COMBINED
1140	CFW205	Num	8			Annual JK replicate weight 205 for COMBINED
1141	CFW206	Num	8			Annual JK replicate weight 206 for COMBINED
1142	CFW207	Num	8			Annual JK replicate weight 207 for COMBINED
1143	CFW208	Num	8			Annual JK replicate weight 208 for COMBINED
1144	CFW209	Num	8			Annual JK replicate weight 209 for COMBINED
1145	CFW210	Num	8			Annual JK replicate weight 210 for COMBINED
1146	CFW211	Num	8			Annual JK replicate weight 211 for COMBINED
1147	CFW212	Num	8			Annual JK replicate weight 212 for COMBINED
1148	CFW213	Num	8			Annual JK replicate weight 213 for COMBINED
1149	CFW214	Num	8			Annual JK replicate weight 214 for COMBINED
1150	CFW215	Num	8			Annual JK replicate weight 215 for COMBINED
1151	CFW216	Num	8			Annual JK replicate weight 216 for COMBINED
1152	CFW217	Num	8			Annual JK replicate weight 217 for COMBINED
1153	CFW218	Num	8			Annual JK replicate weight 218 for COMBINED
1154	CFW219	Num	8			Annual JK replicate weight 219 for COMBINED
1155	CFW220	Num	8			Annual JK replicate weight 220 for COMBINED
1156	CFW221	Num	8			Annual JK replicate weight 221 for COMBINED
1157	CFW222	Num	8			Annual JK replicate weight 222 for COMBINED
1158	CFW223	Num	8			Annual JK replicate weight 223 for COMBINED
1159	CFW224	Num	8			Annual JK replicate weight 224 for COMBINED
1160	CFW225	Num	8			Annual JK replicate weight 225 for COMBINED
1161	CFW226	Num	8			Annual JK replicate weight 226 for COMBINED
1162	CFW227	Num	8			Annual JK replicate weight 227 for COMBINED
1163	CFW228	Num	8			Annual JK replicate weight 228 for COMBINED
1164	CFW229	Num	8			Annual JK replicate weight 229 for COMBINED
1165	CFW230	Num	8			Annual JK replicate weight 230 for COMBINED
1166	CFW231	Num	8			Annual JK replicate weight 231 for COMBINED
1167	CFW232	Num	8			Annual JK replicate weight 232 for COMBINED
1168	CFW233	Num	8			Annual JK replicate weight 233 for COMBINED
1169	CFW234	Num	8			Annual JK replicate weight 234 for COMBINED
1170	CFW235	Num	8			Annual JK replicate weight 235 for COMBINED
1171	CFW236	Num	8			Annual JK replicate weight 236 for COMBINED
1172	CFW237	Num	8			Annual JK replicate weight 237 for COMBINED
1173	CFW238	Num	8			Annual JK replicate weight 238 for COMBINED
1174	CFW239	Num	8			Annual JK replicate weight 239 for COMBINED
1175	CFW240	Num	8			Annual JK replicate weight 240 for COMBINED

APPENDIX G

RESPONSE RATE TABLES – QUARTERS I-IV

PAGE IS INTENTIONALLY LEFT BLANK TO ALLOW FOR DOUBLE-SIDED COPYING

TABLE G.1
RESPONSE RATES BY EMAIL EARLY NOTIFICATION INDICATOR

	Q1 2009		Q2 2009		Q3 2009		Q4 2009		COMBINED	
	RR	RR _W	RR	RR _W	RR	RR _W	RR	RR _W	RR	RR _W
N/A	32.1	51.8	31.8	51.5	30.5	51.2	29.4	48.7	30.9	50.8
No	7.4	5.9	7.4	6.0	7.3	6.4	5.0	4.4	6.9	5.8
Yes	23.8	22.0	22.6	20.7	20.3	18.4	18.3	16.9	21.2	19.5

RR=Unweighted

RR_W=Weighted

TABLE G.2
RESPONSE RATES BY ENROLLMENT AND BENEFICIARY

	Q1 2009		Q2 2009		Q3 2009		Q4 2009		COMBINED	
	RR	RR _W	RR	RR _W	RR	RR _W	RR	RR _W	RR	RR _W
Active duty	22.1	19.9	21.0	18.6	19.1	16.8	17.2	15.3	19.8	17.6
Active duty fam,Prime,civ PCM	24.3	23.6	22.9	22.5	22.6	21.4	19.7	19.1	22.2	21.6
Active duty fam,Prime,mil PCM	22.8	22.0	21.8	21.2	20.2	20.2	20.1	19.0	21.2	20.6
Active duty fam,non-enrollee	15.3	16.6	14.4	15.1	15.8	16.7	14.0	15.7	14.9	16.0
Retired,65+,enrolled	80.3	80.8	85.8	85.9	79.6	80.1	74.0	74.2	80.0	80.3
Retired,65+,non-enrollee	75.0	74.9	73.6	73.6	75.7	75.8	70.5	70.5	73.7	73.7
Retired,<65,civ PCM	50.2	50.2	48.9	49.4	47.3	49.8	46.2	48.1	48.1	49.4
Retired,<65,mil PCM	48.6	48.7	49.7	50.5	45.0	44.7	45.3	46.4	47.2	47.6
Retired,<65,non-enrollee	41.4	43.8	41.2	43.9	40.7	43.7	39.4	42.1	40.7	43.4
TRICARE Reserve Select	34.0	34.0	38.9	38.9	30.0	30.0	31.1	31.1	33.5	33.2

RR=Unweighted

RR_W=Weighted

TABLE G.3
RESPONSE RATES BY XOCONUS

	Q1 2009		Q2 2009		Q3 2009		Q4 2009		COMBINED	
	RR	RR _W	RR	RR _W	RR	RR _W	RR	RR _W	RR	RR _W
Europe	20.3	19.8	20.7	22.8	18.1	17.3	16.8	17.3	18.9	19.3
In Conus/Missing Region	27.9	45.1	26.9	44.5	25.6	43.9	24.0	41.6	26.1	43.7
Latin America	22.8	43.9	23.4	40.8	24.2	48.6	21.8	27.2	23.0	40.0
Western Pacific	21.5	21.3	20.9	22.7	18.4	19.4	17.7	18.4	19.6	20.5

RR=Unweighted
RR_W=Weighted

TABLE G.4
RESPONSE RATES BY SEX

	Q1 2008		Q2 2008		Q3 2008		Q4 2008		COMBINED	
	RR	RR _W	RR	RR _W	RR	RR _W	RR	RR _W	RR	RR _W
Female	28.0	44.7	27.3	45.3	26.4	44.4	25.4	42.8	26.8	44.3
Male	26.2	43.5	25.2	42.0	23.2	41.5	21.3	38.4	24.0	41.4

RR=Unweighted
RR_W=Weighted

TABLE G.5
RESPONSE RATES BY CONUS/OCONUS INDICATOR

	Q1 2008		Q2 2008		Q3 2008		Q4 2008		COMBINED	
	RR	RR _W	RR	RR _W	RR	RR _W	RR	RR _W	RR	RR _W
In USA	27.9	45.2	27.1	44.7	25.6	43.8	24.1	41.5	26.2	43.8
Invalid/Missing	25.9	38.5	19.9	33.2	22.9	46.0	20.0	47.0	22.1	41.2
Not in USA	21.1	23.2	21.1	24.9	19.0	21.7	17.8	19.0	19.7	22.2

RR=Unweighted
RR_W=Weighted

TABLE G.6
RESPONSE RATES BY BENEFICIARY CATEGORY

	Q1 2009		Q2 2009		Q3 2009		Q4 2009		COMBINED	
	RR	RR _W	RR	RR _W	RR	RR _W	RR	RR _W	RR	RR _W
Active Duty and Guard/Reserve	22.1	20.1	21.1	19.0	19.1	17.0	17.3	15.8	19.9	18.0
Dependent of Active Duty & Guard/Reserve	19.9	21.5	18.8	20.5	18.8	20.0	17.6	18.6	18.7	20.1
Retiree/Depend of Retir/Surviv/Other 65+	75.5	75.5	74.6	74.6	76.1	76.2	70.8	70.8	74.3	74.3
Retiree/Depend of Retir/Surviv/Other <65	45.9	46.5	46.1	46.8	43.6	45.5	43.0	44.6	44.7	45.9

RR=Unweighted
RR_W=Weighted

TABLE G.7
RESPONSE RATES BY CATCHMENT AREA

	Q1 2009		Q2 2009		Q3 2009		Q4 2009		COMBINED	
	RR	RR _W	RR	RR _W	RR	RR _W	RR	RR _W	RR	RR _W
37th Med Group	30.9	36.3	32.8	40.6	26.3	28.3	29.7	38.9	30.5	36.1
Agana	26.2	30.1	25.0	22.1	25.4	22.8	21.9	25.2	24.6	24.8
Andrews AFB	27.3	43.5	27.0	36.1	28.6	39.6	22.3	30.6	26.2	37.4
Barksdale AFB	28.2	41.5	29.7	34.7	28.6	33.5	26.0	31.5	28.2	35.5
Brooke AMC-Ft. Sam Houston	30.1	44.4	33.4	51.8	29.0	51.1	27.8	48.6	30.1	49.0
Davis-Monthan AFB	29.4	34.7	29.3	34.3	25.7	31.7	23.9	30.8	27.1	32.9
Dyess AFB	23.9	36.1	24.3	37.3	24.2	28.2	24.0	29.5	24.1	33.1
Edwards AFB	30.3	33.1	26.4	29.5	27.1	31.4	23.5	26.6	26.8	30.1
Eglin AFB	34.9	54.5	36.0	49.2	24.9	35.5	23.2	39.0	29.9	45.4
Elmendorf AFB/Ft Wainwright	33.2	42.1	26.6	42.6	24.2	35.4	25.8	38.2	27.4	39.6
Evans ACH-Ft. Carson	14.7	25.2	21.8	41.0	17.9	37.1	19.0	31.0	18.5	34.3
F.E. Warren AFB	25.9	27.5	24.0	27.3	25.4	29.2	20.4	26.3	23.9	27.6
Fairchild AFB	29.2	34.6	32.1	38.8	28.9	43.9	24.5	30.2	28.6	37.1
Ft Wainwright	17.3	19.4	14.3	14.6	18.0	29.4	12.6	12.5	15.5	19.3
Ft. Belvoir	38.4	49.5	32.2	40.7	25.9	32.9	34.1	41.8	32.6	41.2
Ft. Benning	16.0	25.1	14.4	23.4	15.3	26.7	13.0	25.5	14.7	25.3
Ft. Bliss	19.4	26.0	17.7	30.1	19.8	27.0	17.7	33.1	18.6	29.2
Ft. Bragg	22.0	27.3	21.3	26.9	20.4	28.5	20.9	25.5	21.1	27.1
Ft. Campbell	16.7	23.0	18.2	29.1	18.5	21.7	11.6	18.3	16.1	22.9

TABLE G.7 (continued)

	Q1 2009		Q2 2009		Q3 2009		Q4 2009		COMBINED	
	RR	RR _w	RR	RR _w	RR	RR _w	RR	RR _w	RR	RR _w
Ft. Drum	15.6	16.2	15.6	15.6	9.6	9.6	11.1	15.4	13.0	14.2
Ft. Eustis	26.5	35.8	24.0	28.7	18.7	29.2	20.3	26.4	22.3	30.1
Ft. Gordon	26.1	45.4	21.1	45.2	22.5	35.6	19.3	30.7	22.2	39.3
Ft. Hood	16.8	23.9	15.0	20.9	15.2	24.7	15.5	22.7	15.6	23.1
Ft. Huachuca	24.0	27.4	22.7	28.9	21.3	26.7	21.6	28.7	22.4	27.9
Ft. Irwin	16.7	16.9	14.6	15.6	14.1	15.2	13.6	17.4	14.7	16.2
Ft. Jackson	22.9	42.5	21.4	47.8	18.6	39.2	17.8	35.4	20.1	41.5
Ft. Knox	21.0	30.3	20.7	31.5	28.0	48.9	19.7	32.1	22.4	36.1
Ft. Leavenworth	31.9	37.1	31.3	36.0	27.6	30.0	24.1	27.3	28.7	32.6
Ft. Lee	20.6	32.4	21.8	26.1	25.1	37.1	21.6	35.2	22.3	32.9
Ft. Leonard Wood	16.9	26.5	16.9	34.1	17.4	29.1	11.3	23.4	15.7	28.3
Ft. Meade	26.9	34.3	27.4	37.8	22.0	25.8	20.7	27.3	24.3	31.4
Ft. Polk	13.5	17.2	17.4	41.0	16.6	18.0	14.0	22.6	15.4	25.7
Ft. Riley	17.9	20.4	18.8	23.3	17.9	20.9	18.5	27.8	18.3	23.2
Ft. Ritchie	28.5	32.3	27.4	28.4	25.7	27.3	26.8	27.8	27.1	28.9
Ft. Rucker	26.9	31.8	28.5	32.4	15.8	19.6	25.1	31.4	24.1	28.8
Ft. Sill	18.5	27.4	18.1	26.5	16.9	33.0	17.0	24.1	17.6	28.2
Ft. Stewart	17.5	30.4	15.0	20.0	18.6	30.0	13.4	26.6	16.1	27.0
Heidelberg Meddacc	18.8	19.0	21.7	24.5	19.3	21.4	18.2	19.4	19.4	20.9
Hill AFB	28.1	30.9	27.9	32.7	26.1	35.0	23.2	28.1	26.3	31.8
Kadena AFB	21.9	20.9	24.6	26.3	17.0	16.2	17.7	18.3	20.3	20.4
Keesler AFB	31.3	51.3	25.1	35.8	20.3	36.6	20.1	37.9	24.1	39.9
Kirtland AFB	36.0	39.3	39.5	44.8	27.0	29.6	25.0	29.1	31.9	35.9
Lackland AFB	24.4	53.1	20.9	44.7	19.3	35.9	20.6	49.2	21.9	45.4
Landstuhl	15.9	17.2	17.9	23.1	12.6	13.4	10.6	18.5	14.3	18.1
Langley AFB	30.2	47.9	24.4	34.3	23.4	37.4	21.8	38.4	25.1	39.8
Laughlin AFB/Sheppard AFB	28.8	44.4	35.7	50.7	28.0	45.5	23.9	25.4	29.1	42.2
Luke AFB	34.8	37.8	28.4	42.1	23.8	36.9	32.5	37.1	29.9	38.6
MacDill AFB	36.4	50.4	31.7	37.1	32.6	44.3	25.1	26.0	31.5	39.4
Madigan AMC-Ft. Lewis	26.8	41.0	24.4	41.6	22.9	33.9	20.6	38.3	23.8	38.7
Maxwell AFB	29.9	38.7	36.5	41.4	37.2	41.4	27.3	29.3	32.8	37.7
Mountain Home AFB	30.1	43.5	21.1	43.4	23.2	25.8	21.2	37.9	23.8	38.3
NACC Portsmouth NH	29.5	31.0	34.6	33.2	28.6	32.5	31.9	47.1	31.1	36.4
NBHC Mayport	27.3	30.4	30.1	34.5	21.6	22.0	28.3	31.3	26.9	29.6

TABLE G.7 (continued)

	Q1 2009		Q2 2009		Q3 2009		Q4 2009		COMBINED	
	RR	RR _w	RR	RR _w	RR	RR _w	RR	RR _w	RR	RR _w
NBHC Nas North Island	31.6	32.1	27.1	26.4	24.7	24.5	23.1	23.7	26.6	26.7
NBHC Ntc San Diego	29.6	33.4	28.4	49.9	27.1	34.7	28.4	44.5	28.4	41.4
NH 29-Palms	15.2	15.5	15.4	24.3	14.5	21.2	12.1	21.5	14.3	20.7
NH Beaufort	17.4	38.2	11.9	20.7	16.9	35.0	17.4	36.2	15.8	32.1
NH Bremerton	25.2	37.6	23.0	36.1	21.5	34.1	25.8	37.0	23.8	36.2
NH Camp Lejeune	17.0	22.7	21.3	28.3	16.9	23.0	14.1	19.3	17.3	23.4
NH Camp Pendleton/Ft Irwin	22.2	34.7	20.2	32.8	18.9	27.7	19.2	31.2	20.1	31.6
NH Charleston	24.1	29.4	22.5	28.0	20.8	26.8	21.6	24.5	22.2	27.2
NH Cherry Point	22.2	31.7	22.3	24.9	22.7	26.4	23.0	27.0	22.5	27.5
NH Corpus Christi	27.9	30.9	26.8	31.6	24.3	26.0	23.9	26.4	25.7	28.7
NH Great Lakes	29.2	31.9	31.3	33.4	25.6	30.0	28.2	32.2	28.6	31.9
NH Guantanamo Bay	20.7	21.4	17.4	15.6	18.8	18.5	21.6	20.4	19.6	18.9
NH Jacksonville/Key West	26.5	42.1	27.2	42.0	25.6	41.9	24.8	38.9	26.0	41.2
NH LeMoore	29.2	46.5	25.5	39.0	25.4	28.6	24.1	50.2	26.0	42.3
NH Oak Harbor	27.5	38.4	27.5	35.1	20.4	36.8	18.9	30.3	23.6	35.1
NH Patuxent River	30.0	33.8	37.7	42.0	31.1	37.4	29.1	32.8	32.0	36.5
NH Pensacola	31.1	49.8	28.3	48.9	27.5	45.3	20.1	39.9	26.8	46.0
NH Yokosuka/other Asian	20.2	21.4	24.4	24.3	21.2	22.8	21.4	22.8	21.8	22.8
NMC Portsmouth	28.4	40.3	24.1	35.1	21.6	30.4	20.8	28.5	23.8	33.5
NMC San Diego	23.1	30.4	23.1	33.6	24.6	33.9	23.4	31.3	23.6	32.3
NMCL Quantico	25.5	30.9	21.8	23.6	23.0	28.8	23.1	27.0	23.3	27.6
NNMC Bethesda	35.3	54.6	26.1	44.8	32.5	43.6	29.1	41.6	30.7	46.2
Naples	18.0	18.4	19.2	18.8	16.4	15.0	17.6	16.5	17.8	17.2
Naval Health Care New England	24.7	28.4	29.5	32.2	29.1	30.4	23.2	27.9	26.6	29.7
Nellis AFB	31.6	42.9	30.0	49.7	26.3	39.5	27.3	51.3	28.8	45.8
Norfolk	30.5	29.8	32.3	31.7	22.7	22.0	25.6	24.9	27.8	27.1
Offutt AFB	26.6	31.5	35.9	43.7	31.6	41.4	29.9	34.1	31.1	37.8
Okinawa	14.4	13.4	14.5	15.8	11.2	10.6	12.6	13.4	13.1	13.3
Out of catchment-north	30.5	53.1	28.6	51.7	30.2	54.4	28.1	51.0	29.3	52.5
Out of catchment-overseas	23.8	37.9	21.6	34.3	21.9	44.0	20.5	39.9	21.9	39.0
Out of catchment-south	29.9	54.7	30.6	55.9	29.8	57.1	26.6	51.2	29.2	54.7
Out of catchment-west	34.5	58.2	34.1	57.3	34.5	58.6	30.9	54.5	33.5	57.1
Patrick AFB	34.7	41.4	36.8	46.4	25.7	30.7	38.6	46.5	33.9	41.2
Pearl Harbor	34.5	35.5	29.8	30.1	23.9	24.7	27.3	27.7	28.8	29.5

TABLE G.7 (continued)

	Q1 2009		Q2 2009		Q3 2009		Q4 2009		COMBINED	
	RR	RR _w	RR	RR _w	RR	RR _w	RR	RR _w	RR	RR _w
Peterson AFB	34.8	39.7	27.4	29.8	31.6	36.4	31.1	35.8	31.2	35.5
Port Hueneme	35.0	34.6	28.6	31.6	28.6	31.6	30.6	30.9	30.7	32.2
RAF Lakenheath/other Europe	24.0	23.9	30.1	31.2	21.4	21.2	20.5	21.5	24.1	24.5
Randolph AFB	28.2	36.0	35.2	38.4	26.2	30.8	35.4	41.6	31.3	36.7
Redstone Ars/Ft McClellan	40.1	56.6	35.4	38.9	30.8	34.5	31.0	31.3	34.3	40.5
Robins AFB	28.1	32.8	30.1	37.4	22.6	25.4	25.1	29.5	26.5	31.3
Scott AFB	38.7	45.8	39.0	52.0	27.8	28.5	30.2	40.6	34.0	42.2
Seoul	17.0	17.9	13.6	14.5	12.9	13.6	9.8	9.6	13.3	13.9
Shaw AFB	26.4	40.4	28.7	44.3	24.7	30.2	24.9	29.9	26.2	36.8
Spangdahlem/Ramstein AFB	25.2	24.5	25.3	25.3	22.4	22.5	20.4	19.8	23.4	23.0
Tinker AFB	27.1	31.4	26.6	31.5	23.9	28.3	22.6	26.1	25.0	29.3
Travis AFB	33.6	50.0	31.3	46.6	25.9	42.6	27.3	50.5	29.5	47.5
TRICARE Outpat-Chula Vista	46.6	51.1	39.3	42.3	33.8	45.3	34.6	33.0	38.6	42.8
Tripler AMC	21.5	26.2	19.4	31.9	17.7	24.0	15.6	29.1	18.5	27.9
Tyndall AFB	32.1	35.3	29.2	33.1	29.2	31.1	22.9	25.9	28.3	31.3
USAF Acad. Hospital	31.0	52.3	36.2	43.0	32.7	48.9	28.7	38.3	32.1	47.2
USCG Clinic Detroit	.	.	50.0	51.5	50.0	50.0	25.0	25.0	31.3	31.8
USCG Group St Petersburg Clinic	33.3	31.5	25.0	24.9	27.3	27.3	42.9	42.9	31.0	30.5
Virginia Beach	28.6	33.0	27.9	33.3	23.3	26.8	19.3	25.5	24.8	29.6
Walter Reed AMC	30.7	44.8	31.2	43.3	27.8	42.7	27.0	36.3	29.2	42.1
West Point	23.4	26.0	23.3	36.6	14.9	28.5	17.8	23.4	19.8	28.6
Wright Patterson AFB	36.8	56.4	36.8	59.6	35.1	47.3	35.5	44.3	36.1	52.3
Wuerzburg	19.1	17.2	15.9	19.3	18.3	15.4	12.9	11.1	16.6	15.8
Yokota AB	24.5	23.2	21.3	28.2	18.5	18.8	19.2	19.7	20.8	22.7

RR=Unweighted

RR_w=Weighted

TABLE G.8
RESPONSE RATES BY SERVICE AFFILIATION

	Q1 2009		Q2 2009		Q3 2009		Q4 2009		COMBINED	
	RR	RR _w	RR	RR _w	RR	RR _w	RR	RR _w	RR	RR _w
Administrative	30.1	27.3	25.9	25.4	26.9	21.9	21.6	21.4	25.4	24.1
Air Force	29.1	42.1	28.6	43.1	26.0	37.1	24.4	36.2	27.1	39.7
Army	20.8	31.3	19.9	31.8	18.1	29.2	17.4	29.9	19.1	30.5
Coast Guard	31.7	36.3	30.2	33.1	26.9	26.5	28.0	27.6	29.1	30.8
Missing/Unknown	43.3	57.1	40.0	58.5	35.1	58.8	35.2	54.7	38.1	57.0
Navy	24.9	34.3	24.0	32.3	22.1	32.5	21.3	29.9	23.1	32.2
Noncatchment	29.1	59.4	28.3	57.7	29.5	61.6	26.5	54.8	28.3	58.4
Support Contractor	33.8	44.6	32.5	44.4	30.9	43.5	28.6	43.3	31.3	43.9
USTF	44.4	62.8	51.9	69.5	44.7	61.1	42.8	55.2	45.9	62.1

RR=Unweighted
RR_w=Weighted

TABLE G.9
RESPONSE RATES BY BRANCH OF SERVICE

	Q1 2009		Q2 2009		Q3 2009		Q4 2009		COMBINED	
	RR	RR _w	RR	RR _w	RR	RR _w	RR	RR _w	RR	RR _w
Air Force	31.0	50.5	30.6	51.0	28.4	50.0	26.5	47.8	29.1	49.8
Army	23.3	39.8	22.1	39.2	21.5	39.4	19.8	36.7	21.7	38.8
Coast Guard	30.7	42.3	32.5	44.7	29.8	41.8	28.8	34.7	30.4	40.8
Marine Corps	19.9	34.2	19.6	31.2	17.2	30.2	17.5	31.2	18.5	31.7
Navy	29.2	46.8	28.0	45.7	26.5	44.6	25.3	41.9	27.3	44.8
Other/Unknown	48.9	56.1	43.4	50.0	42.6	42.2	45.3	64.7	44.9	53.2

RR=Unweighted
RR_w=Weighted

TABLE G.10
RESPONSE RATES BY TRICARE NEXT GENERATION OF CONTRACTS REGION GROUPING

	Q1 2009		Q2 2009		Q3 2009		Q4 2009		COMBINED	
	RR	RR _w	RR	RR _w	RR	RR _w	RR	RR _w	RR	RR _w
Missing Data	25.9	38.5	19.9	33.2	22.9	46.0	20.0	47.0	22.1	41.2
North	28.0	44.3	27.0	42.5	25.7	42.4	24.4	39.7	26.3	42.2
Overseas	21.1	23.2	21.1	24.9	19.0	21.7	17.8	19.0	19.7	22.2
South	27.4	46.9	27.1	46.9	25.2	46.1	23.7	42.7	25.9	45.6
West	28.4	44.2	27.0	44.6	25.9	42.9	24.2	42.1	26.4	43.4

RR=Unweighted
RR_w=Weighted

TABLE G.11
RESPONSE RATES BY COMBINED GEOGRAPHIC AREA

TNEX Region	Catchment	Q1 2009		Q2 2009		Q3 2009		Q4 2009		COMBINED	
		RR	RR _w	RR	RR _w	RR	RR _w	RR	RR _w	RR	RR _w
North	Andrews AFB	27.3	43.5	27.0	36.1	28.6	39.6	22.3	30.6	26.2	37.4
North	Ft. Belvoir	38.4	49.5	32.2	40.7	25.9	32.9	34.1	41.8	32.6	41.2
North	Ft. Bragg	22.0	27.3	21.3	26.9	20.4	28.5	20.9	25.5	21.1	27.1
North	Ft. Campbell	16.7	23.0	18.2	29.1	18.5	21.7	11.6	18.3	16.1	22.9
North	Ft. Drum	15.6	16.2	15.6	15.6	9.6	9.6	11.1	15.4	13.0	14.2
North	Ft. Eustis	26.5	35.8	24.0	28.7	18.7	29.2	20.3	26.4	22.3	30.1
North	Ft. Knox	21.0	30.3	20.7	31.5	28.0	48.9	19.7	32.1	22.4	36.1
North	Ft. Lee	20.6	32.4	21.8	26.1	25.1	37.1	21.6	35.2	22.3	32.9
North	Ft. Meade	26.9	34.3	27.4	37.8	22.0	25.8	20.7	27.3	24.3	31.4
North	Ft. Ritchie	28.5	32.3	27.4	28.4	25.7	27.3	26.8	27.8	27.1	28.9
North	Langley AFB	30.2	47.9	24.4	34.3	23.4	37.4	21.8	38.4	25.1	39.8
North	NACC Portsmouth NH	29.5	31.0	34.6	33.2	28.6	32.5	31.9	47.1	31.1	36.4
North	NH Camp Lejeune	17.0	22.7	21.3	28.3	16.9	23.0	14.1	19.3	17.3	23.4
North	NH Cherry Point	22.2	31.7	22.3	24.9	22.7	26.4	23.0	27.0	22.5	27.5
North	NH Great Lakes	29.2	31.9	31.3	33.4	25.6	30.0	28.2	32.2	28.6	31.9
North	NH Patuxent River	30.0	33.8	37.7	42.0	31.1	37.4	29.1	32.8	32.0	36.5
North	NMC Portsmouth	28.4	40.3	24.1	35.1	21.6	30.4	20.8	28.5	23.8	33.5
North	NMCL Quantico	25.5	30.9	21.8	23.6	23.0	28.8	23.1	27.0	23.3	27.6
North	NNMC Bethesda	35.3	54.6	26.1	44.8	32.5	43.6	29.1	41.6	30.7	46.2
North	Naval Health Care New England	24.7	28.4	29.5	32.2	29.1	30.4	23.2	27.9	26.6	29.7
North	Norfolk	30.5	29.8	32.3	31.7	22.7	22.0	25.6	24.9	27.8	27.1
North	Out of catchment-north	30.5	53.1	28.6	51.7	30.2	54.4	28.6	51.2	29.5	52.6
North	Scott AFB	38.7	45.8	39.0	52.0	27.8	28.5	30.2	40.6	34.0	42.2
North	USCG Clinic Detroit	.	.	50.0	51.5	50.0	50.0	25.0	25.0	31.3	31.8
North	Virginia Beach	28.6	33.0	27.9	33.3	23.3	26.8	19.3	25.5	24.8	29.6
North	Walter Reed AMC	30.7	44.8	31.2	43.3	27.8	42.7	27.0	36.3	29.2	42.1
North	West Point	23.4	26.0	23.3	36.6	14.9	28.5	17.8	23.4	19.8	28.6
North	Wright Patterson AFB	36.8	56.4	36.8	59.6	35.1	47.3	35.5	44.3	36.1	52.3
Overseas	Agana	26.2	30.1	25.0	22.1	25.4	22.8	21.9	25.2	24.6	24.8
Overseas	Heidelberg Meddac	18.8	19.0	21.7	24.5	19.3	21.4	18.2	19.4	19.4	20.9
Overseas	Kadena AFB	21.9	20.9	24.6	26.3	17.0	16.2	17.7	18.3	20.3	20.4
Overseas	Landstuhl	15.9	17.2	17.9	23.1	12.6	13.4	10.6	18.5	14.3	18.1
Overseas	NH Guantanamo Bay	20.7	21.4	17.4	15.6	18.8	18.5	21.6	20.4	19.6	18.9
Overseas	NH Yokosuka/other Asian	20.2	21.4	24.4	24.3	21.2	22.8	21.4	22.8	21.8	22.8
Overseas	Naples	18.0	18.4	19.2	18.8	16.4	15.0	17.6	16.5	17.8	17.2
Overseas	Okinawa	14.4	13.4	14.5	15.8	11.2	10.6	12.6	13.4	13.1	13.3
Overseas	Out of catchment-overseas	22.8	38.5	22.3	36.2	21.5	40.8	20.5	25.8	21.7	35.4
Overseas	RAF Lakenheath/other Europe	24.0	23.9	30.1	31.2	21.4	21.2	20.5	21.5	24.1	24.5
Overseas	Seoul	17.0	17.9	13.6	14.5	12.9	13.6	9.8	9.6	13.3	13.9
Overseas	Spangdahlem/Ramstein AFB	25.2	24.5	25.3	25.3	22.4	22.5	20.4	19.8	23.4	23.0

TABLE G.11 (continued)

TNEX Region	Catchment	Q1 2009		Q2 2009		Q3 2009		Q4 2009		COMBINED	
		RR	RR _w	RR	RR _w	RR	RR _w	RR	RR _w	RR	RR _w
Overseas	Wuerzburg	19.1	17.2	15.9	19.3	18.3	15.4	12.9	11.1	16.6	15.8
Overseas	Yokota AB	24.5	23.2	21.3	28.2	18.5	18.8	19.2	19.7	20.8	22.7
South	37th Med Group	30.9	36.3	32.8	40.6	26.3	28.3	29.7	38.9	30.5	36.1
South	Barksdale AFB	28.2	41.5	29.7	34.7	28.6	33.5	26.0	31.5	28.2	35.5
South	Brooke AMC-Ft. Sam Houston	30.1	44.4	33.4	51.8	29.0	51.1	27.8	48.6	30.1	49.0
South	Dyess AFB	23.9	36.1	24.3	37.3	24.2	28.2	24.0	29.5	24.1	33.1
South	Eglin AFB	34.9	54.5	36.0	49.2	24.9	35.5	23.2	39.0	29.9	45.4
South	Ft. Benning	16.0	25.1	14.4	23.4	15.3	26.7	13.0	25.5	14.7	25.3
South	Ft. Gordon	26.1	45.4	21.1	45.2	22.5	35.6	19.3	30.7	22.2	39.3
South	Ft. Hood	16.8	23.9	15.0	20.9	15.2	24.7	15.5	22.7	15.6	23.1
South	Ft. Jackson	22.9	42.5	21.4	47.8	18.6	39.2	17.8	35.4	20.1	41.5
South	Ft. Polk	13.5	17.2	17.4	41.0	16.6	18.0	14.0	22.6	15.4	25.7
South	Ft. Rucker	26.9	31.8	28.5	32.4	15.8	19.6	25.1	31.4	24.1	28.8
South	Ft. Sill	18.5	27.4	18.1	26.5	16.9	33.0	17.0	24.1	17.6	28.2
South	Ft. Stewart	17.5	30.4	15.0	20.0	18.6	30.0	13.4	26.6	16.1	27.0
South	Keesler AFB	31.3	51.3	25.1	35.8	20.3	36.6	20.1	37.9	24.1	39.9
South	Lackland AFB	24.4	53.1	20.9	44.7	19.3	35.9	20.6	49.2	21.9	45.4
South	Laughlin AFB/Sheppard AFB	28.8	44.4	35.7	50.7	28.0	45.5	23.9	25.4	29.1	42.2
South	MacDill AFB	36.4	50.4	31.7	37.1	32.6	44.3	25.1	26.0	31.5	39.4
South	Maxwell AFB	29.9	38.7	36.5	41.4	37.2	41.4	27.3	29.3	32.8	37.7
South	NBHC Mayport	27.3	30.4	30.1	34.5	21.6	22.0	28.3	31.3	26.9	29.6
South	NH Beaufort	17.4	38.2	11.9	20.7	16.9	35.0	17.4	36.2	15.8	32.1
South	NH Charleston	24.1	29.4	22.5	28.0	20.8	26.8	21.6	24.5	22.2	27.2
South	NH Corpus Christi	27.9	30.9	26.8	31.6	24.3	26.0	23.9	26.4	25.7	28.7
South	NH Jacksonville/Key West	26.5	42.1	27.2	42.0	25.6	41.9	24.8	38.9	26.0	41.2
South	NH Pensacola	31.1	49.8	28.3	48.9	27.5	45.3	20.1	39.9	26.8	46.0
South	Out of catchment-south	29.9	54.7	30.6	55.9	29.8	57.1	26.9	51.4	29.3	54.8
South	Patrick AFB	34.7	41.4	36.8	46.4	25.7	30.7	38.6	46.5	33.9	41.2
South	Randolph AFB	28.2	36.0	35.2	38.4	26.2	30.8	35.4	41.6	31.3	36.7
South	Redstone Ars/Ft McClellan	40.1	56.6	35.4	38.9	30.8	34.5	31.0	31.3	34.3	40.5
South	Robins AFB	28.1	32.8	30.1	37.4	22.6	25.4	25.1	29.5	26.5	31.3
South	Shaw AFB	26.4	40.4	28.7	44.3	24.7	30.2	24.9	29.9	26.2	36.8
South	Tinker AFB	27.1	31.4	26.6	31.5	23.9	28.3	22.6	26.1	25.0	29.3
South	Tyndall AFB	32.1	35.3	29.2	33.1	29.2	31.1	22.9	25.9	28.3	31.3
South	USCG Group St Petersburg Clinic	33.3	31.5	25.0	24.9	27.3	27.3	42.9	42.9	31.0	30.5
West	Davis-Monthan AFB	29.4	34.7	29.3	34.3	25.7	31.7	23.9	30.8	27.1	32.9
West	Edwards AFB	30.3	33.1	26.4	29.5	27.1	31.4	23.5	26.6	26.8	30.1
West	Elmendorf AFB/Ft Wainwright	33.2	42.1	26.6	42.6	24.2	35.4	25.8	38.2	27.4	39.6
West	Evans ACH-Ft. Carson	14.7	25.2	21.8	41.0	17.9	37.1	19.0	31.0	18.5	34.3
West	F.E. Warren AFB	25.9	27.5	24.0	27.3	25.4	29.2	20.4	26.3	23.9	27.6
West	Fairchild AFB	29.2	34.6	32.1	38.8	28.9	43.9	24.5	30.2	28.6	37.1
West	Ft Wainwright	17.3	19.4	14.3	14.6	18.0	29.4	12.6	12.5	15.5	19.3

TABLE G.11 (continued)

TNEX Region	Catchment	Q1 2009		Q2 2009		Q3 2009		Q4 2009		COMBINED	
		RR	RR _w	RR	RR _w	RR	RR _w	RR	RR _w	RR	RR _w
West	Ft. Bliss	19.4	26.0	17.7	30.1	19.8	27.0	17.7	33.1	18.6	29.2
West	Ft. Huachuca	24.0	27.4	22.7	28.9	21.3	26.7	21.6	28.7	22.4	27.9
West	Ft. Irwin	16.7	16.9	14.6	15.6	14.1	15.2	13.6	17.4	14.7	16.2
West	Ft. Leavenworth	31.9	37.1	31.3	36.0	27.6	30.0	24.1	27.3	28.7	32.6
West	Ft. Leonard Wood	16.9	26.5	16.9	34.1	17.4	29.1	11.3	23.4	15.7	28.3
West	Ft. Riley	17.9	20.4	18.8	23.3	17.9	20.9	18.5	27.8	18.3	23.2
West	Hill AFB	28.1	30.9	27.9	32.7	26.1	35.0	23.2	28.1	26.3	31.8
West	Kirtland AFB	36.0	39.3	39.5	44.8	27.0	29.6	25.0	29.1	31.9	35.9
West	Luke AFB	34.8	37.8	28.4	42.1	23.8	36.9	32.5	37.1	29.9	38.6
West	Madigan AMC-Ft. Lewis	26.8	41.0	24.4	41.6	22.9	33.9	20.6	38.3	23.8	38.7
West	Mountain Home AFB	30.1	43.5	21.1	43.4	23.2	25.8	21.2	37.9	23.8	38.3
West	NBHC Nas North Island	31.6	32.1	27.1	26.4	24.7	24.5	23.1	23.7	26.6	26.7
West	NBHC Ntc San Diego	29.6	33.4	28.4	49.9	27.1	34.7	28.4	44.5	28.4	41.4
West	NH 29-Palms	15.2	15.5	15.4	24.3	14.5	21.2	12.1	21.5	14.3	20.7
West	NH Bremerton	25.2	37.6	23.0	36.1	21.5	34.1	25.8	37.0	23.8	36.2
West	NH Camp Pendleton/Ft Irwin	22.2	34.7	20.2	32.8	18.9	27.7	19.2	31.2	20.1	31.6
West	NH LeMoore	29.2	46.5	25.5	39.0	25.4	28.6	24.1	50.2	26.0	42.3
West	NH Oak Harbor	27.5	38.4	27.5	35.1	20.4	36.8	18.9	30.3	23.6	35.1
West	NMC San Diego	23.1	30.4	23.1	33.6	24.6	33.9	23.4	31.3	23.6	32.3
West	Nellis AFB	31.6	42.9	30.0	49.7	26.3	39.5	27.3	51.3	28.8	45.8
West	Offutt AFB	26.6	31.5	35.9	43.7	31.6	41.4	29.9	34.1	31.1	37.8
West	Out of catchment-west	34.4	58.1	34.1	57.3	34.5	58.6	31.2	54.7	33.6	57.2
West	Pearl Harbor	34.5	35.5	29.8	30.1	23.9	24.7	27.3	27.7	28.8	29.5
West	Peterson AFB	34.8	39.7	27.4	29.8	31.6	36.4	31.1	35.8	31.2	35.5
West	Port Hueneme	35.0	34.6	28.6	31.6	28.6	31.6	30.6	30.9	30.7	32.2
West	Travis AFB	33.6	50.0	31.3	46.6	25.9	42.6	27.3	50.5	29.5	47.5
West	TRICARE Outpat-Chula Vista	46.6	51.1	39.3	42.3	33.8	45.3	34.6	33.0	38.6	42.8
West	Tripler AMC	21.5	26.2	19.4	31.9	17.7	24.0	15.6	29.1	18.5	27.9
West	USAF Acad. Hospital	31.0	52.3	36.2	43.0	32.7	48.9	28.7	38.3	32.1	47.2

RR=Unweighted

RR_w=Weighted

TABLE G.12
RESPONSE RATES BY BENEFICIARY CATEGORY AND SEX

		Q1 2009		Q2 2009		Q3 2009		Q4 2009		COMBINED	
		RR	RR _W	RR	RR _W	RR	RR _W	RR	RR _W	RR	RR _W
Active Duty and Guard/Reserve	Female	24.4	23.4	23.8	22.4	22.1	21.1	20.7	20.1	22.7	21.7
Active Duty and Guard/Reserve	Male	21.7	19.5	20.7	18.4	18.6	16.4	16.6	15.0	19.4	17.3
Dependent of Active Duty & Guard/Reserve	Female	20.8	22.5	19.7	21.4	19.9	20.9	18.7	19.4	19.8	21.1
Dependent of Active Duty & Guard/Reserve	Male	13.0	13.3	12.3	13.2	11.0	13.2	10.3	12.8	11.6	13.1
Retiree/Depend of Retir/Surviv/Other 65+	Female	71.8	71.7	71.8	71.9	73.2	73.3	67.8	67.7	71.1	71.1
Retiree/Depend of Retir/Surviv/Other 65+	Male	79.2	79.3	78.0	77.9	79.2	79.3	74.6	74.7	77.8	77.9
Retiree/Depend of Retir/Surviv/Other <65	Female	44.6	45.0	44.6	45.3	41.8	43.6	41.9	43.6	43.3	44.4
Retiree/Depend of Retir/Surviv/Other <65	Male	47.4	48.2	47.7	48.5	45.6	47.6	44.2	45.8	46.2	47.5

RR=Unweighted

RR_W=Weighted

TABLE G.13
RESPONSE RATES BY BENEFICIARY CATEGORY AND SERVICE

Beneficiary Category	Service	Q1 2009		Q2 2009		Q3 2009		Q4 2009		COMBINED	
		RR	RR _W	RR	RR _W	RR	RR _W	RR	RR _W	RR	RR _W
Active Duty and Guard/Reserve	Air Force	26.7	27.3	26.0	26.9	23.8	24.1	20.6	21.1	24.3	24.8
	Army	18.0	16.8	16.6	15.6	15.3	14.1	13.4	13.1	15.8	14.9
	Coast Guard	30.8	31.0	32.4	32.8	28.6	26.8	28.8	27.9	30.1	29.6
	Marine Corps	13.9	12.2	12.9	11.4	10.5	9.6	11.2	10.1	12.1	10.8
	Navy	23.5	22.1	22.5	20.4	20.2	19.0	19.2	17.3	21.3	19.7
	Other/Unknown	56.8	55.0	48.6	48.0	51.0	47.6	47.2	46.2	50.9	49.3
Dependent of Active Duty & Guard/Reserve	Air Force	22.8	23.9	22.0	23.6	21.1	22.3	20.4	22.4	21.6	23.0
	Army	17.3	19.3	15.8	18.0	16.2	17.5	15.0	15.8	16.1	17.6
	Coast Guard	21.8	24.5	24.8	26.3	24.3	25.9	23.7	25.8	23.6	25.6
	Marine Corps	18.3	20.4	18.9	19.3	17.9	19.4	16.1	17.7	17.8	19.2
	Navy	22.0	24.1	20.5	22.4	20.9	22.3	19.2	20.2	20.6	22.3
	Other/Unknown	32.8	29.2	28.9	22.1	32.1	33.7	32.5	29.2	31.5	27.9
Retiree/Depend of Retir/Surviv/Other 65+	Air Force	75.6	75.7	75.2	75.2	77.9	78.0	74.6	74.6	75.8	75.9
	Army	74.2	74.0	72.4	72.3	73.1	73.4	68.2	68.2	71.9	71.9
	Coast Guard	78.6	78.2	73.3	73.6	84.6	85.2	55.6	55.9	74.5	74.8
	Marine Corps	81.4	81.1	72.9	72.6	77.4	76.8	74.9	74.8	76.8	76.4
	Navy	75.7	75.9	77.7	78.0	77.3	77.4	68.3	68.3	74.8	74.9
	Other/Unknown	100.0	100.0	50.0	50.6	50.0	45.4	100.0	100.0	80.0	79.0
Retiree/Depend of Retir/Surviv/Other <65	Air Force	47.1	48.6	47.4	48.6	44.1	46.4	44.2	46.1	45.7	47.4
	Army	45.3	46.0	45.1	46.3	43.6	46.7	42.0	44.7	44.0	45.9
	Coast Guard	44.4	44.8	47.6	51.7	43.1	46.0	37.8	39.1	43.1	45.0
	Marine Corps	39.9	41.3	43.4	41.8	38.2	38.6	39.5	38.5	40.3	40.1
	Navy	46.7	45.9	46.0	46.1	44.3	44.2	43.9	44.5	45.2	45.2
	Other/Unknown	63.2	67.1	72.2	87.2	42.3	41.7	81.3	75.1	62.0	64.1

RR=Unweighted
RR_W=Weighted

TABLE G.14
RESPONSE RATES BY BENEFICIARY CATEGORY AND EARLY EMAIL NOTIFICATION INDICATOR

			Q1 2009		Q2 2009		Q3 2009		Q4 2009		COMBINED	
			RR	RR _w	RR	RR _w	RR	RR _w	RR	RR _w	RR	RR _w
Active Duty and Guard/Reserve	NO		7.4	5.9	7.4	6.0	7.3	6.4	5.0	4.4	6.9	5.8
Active Duty and Guard/Reserve	YES		23.8	22.0	22.6	20.7	20.3	18.4	18.3	16.9	21.2	19.5
Dependent of Active Duty & Guard/Reserve	N/A		19.9	21.5	18.8	20.5	18.8	20.0	17.6	18.6	18.8	20.1
Retiree/Depend of Retir/Surviv/Other 65+	N/A		75.5	75.5	74.6	74.6	76.1	76.2	70.8	70.8	74.3	74.3
Retiree/Depend of Retir/Surviv/Other <65	N/A		45.9	46.5	46.1	46.8	43.6	45.5	43.0	44.6	44.7	45.9

TABLE G.15
RESPONSE RATES BY CONUS/OCONUS INDICATOR EARLY EMAIL NOTIFICATION INDICATOR

			Q1 2009		Q2 2009		Q3 2009		Q4 2009		COMBINED	
			RR	RR _w	RR	RR _w	RR	RR _w	RR	RR _w	RR	RR _w
In USA	Active Duty and Guard/Reserve	NO	7.4	5.9	7.5	6.0	7.6	6.6	5.1	4.5	7.0	5.8
In USA	Active Duty and Guard/Reserve	YES	24.1	22.2	23.0	20.9	20.6	18.5	18.5	17.0	21.5	19.6
In USA	Dependent of Active Duty & Guard/Reserve	N/A	20.7	21.8	19.5	20.4	19.6	20.3	18.6	18.8	19.6	20.3
In USA	Retiree/Depend of Retir/Surviv/Other 65+	N/A	76.5	76.6	75.8	75.9	76.4	76.5	71.3	71.2	75.0	75.0
In USA	Retiree/Depend of Retir/Surviv/Other <65	N/A	47.8	47.0	48.0	47.2	45.9	45.9	45.2	45.1	46.7	46.3
Invalid/Missing	Active Duty and Guard/Reserve	NO	5.1	4.4	2.1	2.6	.	.	4.3	3.4	3.0	2.7
Invalid/Missing	Active Duty and Guard/Reserve	YES	11.6	9.6	11.8	11.3	25.0	34.1	4.8	2.4	11.9	11.8
Invalid/Missing	Dependent of Active Duty & Guard/Reserve	N/A	17.8	20.6	12.4	10.5	11.5	10.0	10.7	15.0	12.9	14.2
Invalid/Missing	Retiree/Depend of Retir/Surviv/Other 65+	N/A	48.1	47.5	37.9	38.0	64.0	64.0	64.5	66.3	53.5	54.1
Invalid/Missing	Retiree/Depend of Retir/Surviv/Other <65	N/A	36.7	34.9	28.5	32.1	33.8	34.3	30.4	32.9	32.4	33.5
Not in USA	Active Duty and Guard/Reserve	NO	8.2	6.9	8.4	7.2	5.4	4.7	4.0	2.9	6.7	5.6
Not in USA	Active Duty and Guard/Reserve	YES	22.2	20.9	20.7	19.3	18.8	17.1	17.5	16.0	19.8	18.4
Not in USA	Dependent of Active Duty & Guard/Reserve	N/A	15.5	18.0	16.2	21.7	16.0	16.0	13.9	15.7	15.4	17.8
Not in USA	Retiree/Depend of Retir/Surviv/Other 65+	N/A	46.2	46.2	53.8	54.5	70.0	70.0	37.5	37.5	52.3	52.5
Not in USA	Retiree/Depend of Retir/Surviv/Other <65	N/A	32.5	32.1	36.1	37.5	28.9	31.0	30.4	30.9	31.9	32.9