

Contract No.: GS-10F-0050L (W81XWH-09-F-0511)  
Mathematica Reference No.: 06663.500

---

# 2012 Health Care Survey of DoD Beneficiaries:

## Adult Codebook and User's Guide

August 2012  
Quarter III  
Survey Fielded: April 2012

Submitted to:

TRICARE Management Activity  
7700 Arlington Boulevard, Suite 5101  
Falls Church, VA 22042-5101  
(703) 681-3636

Task Order Officer:

Richard R. Bannick, Ph. D., FACHE

Submitted by:

Mathematica Policy Research, Inc.  
1100 First Street, NE, 12th Floor  
Washington, DC 20002-4221  
(202) 484-9220

Project Director:

Nancy A. Clusen

**PAGE IS INTENTIONALLY LEFT BLANK TO ALLOW FOR DOUBLE-SIDED COPYING**

## Contents

Lists		Page
	Table of Variables .....	v
	Alphabetical Table of Variables .....	xiii
Chapters		
1	Introduction .....	1
2	Survey of Adults .....	7
3	Description of the Adult HCSDDB Database.....	21
4	Programming Guide.....	25
	- How to Make a Table Using SAS.....	25
	- How to Make a Table Using SPSS .....	48
	- Calculating Variances of Estimates.....	97
5	Codebook .....	103
	References .....	217
Appendices		
A	Annotated Questionnaires – Quarter III.....	A-1
B	Survey Fielding Letters – Quarter III.....	B-1
C	Crosswalk between 2005, 2006, 2007, 2008, 2009, 2010, 2011 and 2012 Questions for Adult HCSDDB – Quarter III.....	C-1
D	Coding Scheme and Coding Tables – Quarter III.....	D-1
E	SAS Proc Contents – Alphabetical 2012 Adult HCSDDB – Quarter III.....	E-1
F	SAS Proc Contents – Creation Order 2012 Adult HCSDDB – Quarter III .....	F-1
G	Response Rate Tables – Quarter III.....	G-1

**PAGE IS INTENTIONALLY LEFT BLANK TO ALLOW FOR DOUBLE-SIDED COPYING**



## TABLE OF VARIABLES

Page

SAMPLE VARIABLES		
MPRID	- Unique MPR identifier.....	105
SVCSMPL	- Branch of service sampling variable.....	105
SEXSMPL	- Sex sampling variable .....	105
STRATUM	- Sampling stratum .....	105
ENBGSMPL	- Enrollment by beneficiary category.....	112
MPCSMPL	- Military personnel category.....	112
NHFF	- Stratum sample size.....	112
QUARTER	- Survey quarter .....	112
D_HEALTH	- Health service region.....	113
TNEXREG	- TRICARE next generation of contracts region grouping .....	113
SERVAFF	- Service affiliation .....	113
BWT	- Basic sampling weight.....	114
DEERS VARIABLES		
RACEETHN	- Race/Ethnic code .....	114
PNSEXCD	- Person gender .....	114
RDAGEQY	- Age at time of sample preparation-Capped (18 and below, 86 and above) .....	115
RFLDAGE	- Age at start of fielding period-Capped (18 and below, 86 and above) .....	115
PCM	- Primary manager code (civilian or military) .....	115
ACV	- Alternate care value.....	116
DBENCAT	- Beneficiary category .....	116
DSPONSVC	- Derived sponsor branch of service.....	117
PATCAT	- Aggregated beneficiary category .....	117
PNTYPCD	- Person type code.....	117
QUESTIONNAIRE RESPONSES		
H12001	- Are you the person listed on the cover letter .....	117
H12002A	- Health plan(s) covered: TRICARE Prime .....	118
H12002C	- Health plan(s) covered: TRICARE Ext/Stnd.....	118
H12002N	- Health plan(s) covered: TRICARE Plus .....	118
H12002O	- Health plan(s) covered: TRICARE For Life .....	118
H12002P	- Health plan(s) covered: TRICARE Supplemental Insurance.....	118
H12002Q	- Health plan(s) covered: TRICARE Reserve Select .....	119
H12002S	- Health plan(s) covered: TRICARE Retired Reserve .....	119
H12002T	- Health plan(s) covered: TRICARE Young Adult .....	119
H12002U	- Health plan(s) covered: Continued Health Care Benefit Program (CHCBP).....	119
H12002F	- Health plan(s) covered: Medicare.....	119
H12002G	- Health plan(s) covered: Federal Employees Health Benefit Program (FEHBP) .....	120
H12002H	- Health plan(s) covered: Medicaid .....	120
H12002I	- Health plan(s) covered: civilian HMO .....	120
H12002J	- Health plan(s) covered: other civilian .....	120
H12002K	- Health plan(s) covered: Uniformed Services Family Health Plan (USFHP) .....	120
H12002M	- Health plan(s) covered: Veterans.....	121
H12002R	- Health plan(s) covered: other Non-US government health insurance.....	121
H12002L	- Health plan(s) covered: not sure .....	121
H12003	- Which health plan did you use most in the past 12 months? .....	122
H12004	- Months or years in a row with health plan .....	122
H12005	- In last year: facility used most for health care .....	123
H12006	- In last year: have illness/injury/condition that needed care right away .....	123
H12007	- In last year: how often got care as soon as you believed you need it .....	123
H12008	- In last year: wait between trying to get care and actually seeing a provider for an illness or injury.....	124
H12009	- In last year: made appointments for non-urgent health care.....	124

H12010	- In last year: how often got appointments for non-urgent health care as soon as you wanted .....	124
H12011	- In last year: days between making an appointment for regular or routine care and actually seeing a provider.....	125
H12012	- In last year: times went to an emergency room for own care.....	125
H12013	- In last year: times went to a doctors office or clinic for yourself (not counting times went to an emergency room).....	125
H12014	- In last year: how often talk to doctor or other health care provider about illness prevention.....	126
H12015	- In last year: doctor or other health care provider talked about more than 1 choice for treatment .....	126
H12016	- In last year: doctor talked about pros/cons of each treatment/health care choice .....	126
H12017	- In last year: doctor/health care provider asked which treatment option you thought was best for you when there was more than one choice of treatment.....	127
H12018	- Rating of all health care in last year .....	127
H12019	- Have one person you think of as your personal doctor .....	127
H12020	- In last year: number of times visited personal doctor for care for self.....	128
H12021	- In last year: how often personal doctor listened carefully to you .....	128
H12022	- In last year: how often personal doctor explained things in a way that was easy to understand.....	128
H12023	- In last year: how often your personal doctor showed respect for what you have to say .....	129
H12024	- In last year: how often your personal doctor spent enough time with you .....	129
H12025	- In last year: got care from doctor or other health provider other than personal doctor .....	129
H12026	- In last year: how often personal doctor seemed informed and up-to-date about care received from other doctors .....	130
H12027	- Rating of your personal doctor .....	130
H12028	- In last year: tried to make appointment to see a specialist.....	130
H12029	- In last year: how often it was easy to get appointments with specialists .....	131
H12030	- In last year: how many specialists seen .....	131
H12031	- Rating of specialist seen most often in last year .....	131
H12032	- In last year: tried to get care, tests, or treatment through health plan .....	132
H12033	- In last year: how often easy to get care, tests, or treatment you thought you needed through health plan.....	132
H12034	- In last year: looked for information in written material or on the Internet about how health plan works.....	132
H12035	- In last year: how often written material/Internet provide information you needed about how your plan works.....	132
H12036	- In last year: looked for information from health plan on cost of health care service or equipment.....	133
H12037	- In last year: how often able to find out from health plan cost of health care service or equipment.....	133
H12038	- In last year: looked for information from health plan on cost of prescription medications .....	133
H12039	- In last year: how often able to find out cost of prescription medications .....	134
H12040	- In last year: tried to get information or help from health plan's customer service.....	134
H12041	- In last year: how often did customer service give needed information or help.....	134
H12042	- In last year: how often did customer service treat with courtesy and respect .....	135
H12043	- In last year: health plan gave forms to fill out .....	135
H12044	- In last year: how often forms from health plan were easy to fill out.....	135
H12045	- In last year: sent in any claims to your health plan .....	136
H12046	- In last year: how often health plan handled claims quickly.....	136
H12047	- In last year: how often health plan handled claims correctly .....	136
H12048	- Rating of all experience with health plan .....	137
H12049	- Blood pressure: when last reading .....	137

H12050	- Blood pressure: know if blood pressure is too high or not.....	137
H12051	- When did you last have a flu shot .....	138
H12052	- Smoked at least 100 cigarettes in life.....	138
H12053	- Smoke or use tobacco everyday, some days, or not at all .....	138
H12054	- Last year: how often advised by doctor to quit smoking or use tobacco .....	138
H12055	- Last year: how often medication was recommended or discussed by doctor to assist with quitting smoking or using tobacco .....	139
H12056	- Last year: how often doctor recommended or discussed methods and strategies to assist quitting smoking or using tobacco .....	139
H12057A	- Do you smoke or use: cigarettes .....	139
H12057B	- Do you smoke or use: dip, chewing tobacco, snuff, or snus .....	139
H12057C	- Do you smoke or use: cigars .....	140
H12057D	- Do you smoke or use: pipes, bidis, or kreteks .....	140
H12058	- Are you male or female .....	140
H12059B	- Female: last have a Pap smear test.....	140
H12060	- Female: are you under age 40 .....	141
H12061	- Female: last time breasts checked by mammography.....	141
H12062	- Female: been pregnant in last year or pregnant now .....	141
H12063	- Female: in what trimester is your pregnancy.....	142
H12064	- Female: trimester first received prenatal care .....	142
H12065	- In general how would you rate your overall health.....	142
H12066	- Limited in any way in any activities because of any impairment or health problem .....	143
H12067	- In last year: seen doctor or other health provider 3 or more times for same condition or problem.....	143
H12068	- Condition lasted for at least 3 months .....	143
H12069	- Need to take medicine prescribed by a doctor .....	143
H12070	- Medicine to treat condition that has lasted for at least 3 months .....	144
H12071F	- Feet portion of height without shoes.....	144
H12071I	- Inches portion of height without shoes .....	144
H12072	- Weight without shoes in pounds.....	145
SREDA	- Highest grade completed .....	149
H12073	- Are you Spanish, Hispanic, or Latino .....	149
H12073A	- No, not Spanish, Hispanic, or Latino .....	150
H12073B	- Yes, Mexican, Mexican American, Chicano .....	150
H12073C	- Yes, Puerto Rican.....	150
H12073D	- Yes, Cuban.....	150
H12073E	- Yes, other Spanish, Hispanic, or Latino .....	150
SRRACEA	- Race: White.....	151
SRRACEB	- Race: Black or African American.....	151
SRRACEC	- Race: American Indian or Alaska native .....	151
SRRACED	- Race: Asian .....	151
SRRACEE	- Race: Native Hawaiian/other Pacific Islander.....	151
SRAGE	- What is your age now? .....	152
H12074	- Currently covered by Medicare.....	152
H12075	- Currently covered by Medicare part A .....	152
H12076	- Currently covered by Medicare part B .....	152
H12077	- Enrolled in a Medicare Advantage plan.....	153
H12078	- Currently covered Medicare supplemental.....	153
H12079	- Enrolled in Medicare Part D.....	153
S12AD	- Are you currently on active duty .....	153
S12009	- Had the same personal doctor or nurse before joining this health plan .....	154
S12010	- Since joined health plan, how much of a problem, if any, was it to get a personal doctor or nurse you are happy with? .....	154
S12B01	- Self rating of overall mental/emotional health .....	154
S12B02	- Last year: needed treatment/counseling for personal/family problem.....	154
S12B03	- Last year: problem getting needed treatment/counseling .....	155
S12B04	- Last year: rating of treatment/counseling received.....	155

S12U01	- Currently on active duty status .....	155
S12U02	- Unit provides sick call.....	156
S12U03	- Place usually go when sick or need health advice .....	156
S12U04	- Sick call over: Place usually go when sick or need health advice .....	156
S12U05	- Have choice of providers where usually receive healthcare.....	156
S12U06	- Satisfied with choice of providers where usually receive healthcare.....	157
S12U07	- In past year: usually saw the same provider in place where usually receive healthcare.....	157
S12U08	- How often providers, where usually receive healthcare, knowledgeable about details of medical history.....	157
S12U09	- In past year: How often able to get needed test/treatment or referral for needed tests or treatment .....	158
S12G18	- Self/Spouse/Parent reservist on active duty for more than 30 consecutive days in support of contingency operations in past year .....	158
S12G19	- Reservist activated for contingency operations for more than 30 consecutive days in past year .....	158
S12G23	- Spouse/parent reservist activated for contingency operations for more than 30 consecutive days in past year .....	159
S12G27	- Covered by civilian health insurance before becoming eligible for TRICARE .....	159
S12G28	- Current health care coverage .....	159
S12G29A	- Don't use TRICARE: greater choice of doctors with my civilian plan .....	160
S12G29B	- Don't use TRICARE: better customer service with civilian plan .....	160
S12G29C	- Don't use TRICARE: personal doctor is not available through TRICARE .....	160
S12G29D	- Don't use TRICARE: TRICARE benefits are poor compared to civilian plan .....	160
S12G29E	- Don't use TRICARE: it is easier to get care through civilian plan.....	161
S12G29F	- Don't use TRICARE: pay less for civilian care than would for TRICARE .....	161
S12G29G	- Don't use TRICARE: no military facilities near me .....	161
S12G29H	- Don't use TRICARE: prefer civilian doctors.....	161
S12G29I	- Don't use TRICARE: prefer civilian hospitals .....	162
S12G29J	- Don't use TRICARE: happy with civilian plan and have no reason to change .....	162
S12G29K	- Don't use TRICARE: another reason .....	162
S12G30	- Self/policy holder now pay all/part of the premium for your civilian health insurance.....	162
S12G31	- Problem getting information about TRICARE benefits once become eligible for TRICARE .....	163
S12G32	- Is personal doctor a civilian .....	163
S12G33	- Personal doctor accepts TRICARE .....	163
S12G34	- How often it was easy to see personal doctor once become eligible for TRICARE .....	164
S12G35	- How often it was easy to see specialist once become eligible for TRICARE .....	164
S12G40	- Aware of TRICARE Reserve Select (TRS) .....	164
S12G41	- I/Sponsor eligible to purchase coverage under TRS.....	165
S12015	- When did you last have cholesterol screening .....	165
S12016	- Have you ever had a PSA test.....	165
S12017	- How long has it been since you had PSA test.....	166
S12B23	- Past month: had nightmares or unwanted thoughts about an experience that was frightening, horrible, or upsetting .....	166
S12B24	- Past month: tried hard not to think about or went out of the way to avoid situations that remind you of experience that was frightening, horrible, or upsetting.....	166
S12B25	- Past month: constantly on guard, watchful, or easily startled after experience that was frightening, horrible, or upsetting .....	166
S12B26	- Past month: felt numb or detached from others, activities, or surroundings after experience that was frightening, horrible, or upsetting .....	167
S12011	- Able to see my provider when needed .....	167
S12014	- Satisfaction with health care received during last visit .....	167
<b>SURVEY FIELDING VARIABLES</b>		
ONTIME	- Responded within 8 weeks of mail-out.....	167

FLAG_FIN	- Final disposition .....	168
DUPFLAG	- Multiple response indicator .....	168
FNSTATUS	- Final status .....	168
KEYCOUNT	- Number of key questions answered .....	168
WEB	- Web survey indicator .....	169
EXPFLAG	- Survey version received .....	169

**CODING SCHEME FLAGS AND COUNTS**

N1	- Coding Scheme Note 1 .....	169
N2	- Coding Scheme Note 2 .....	169
N3	- Coding Scheme Note 3 .....	170
N4	- Coding Scheme Note 4 .....	170
N5	- Coding Scheme Note 5 .....	170
N6	- Coding Scheme Note 6 .....	171
N7	- Coding Scheme Note 7 .....	171
N8	- Coding Scheme Note 8 .....	171
N8_01	- Coding Scheme Note 8_01 .....	171
N9	- Coding Scheme Note 9 .....	172
N10	- Coding Scheme Note 10 .....	172
N10_B1	- Coding Scheme Note 10_B1 .....	172
N10_U1	- Coding Scheme Note 10_U1 .....	172
N10_U2	- Coding Scheme Note 10_U2 .....	173
N10_U3	- Coding Scheme Note 10_U3 .....	173
N11	- Coding Scheme Note 11 .....	173
N12	- Coding Scheme Note 12 .....	173
N13	- Coding Scheme Note 13 .....	174
N14	- Coding Scheme Note 14 .....	174
N15	- Coding Scheme Note 15 .....	174
N16	- Coding Scheme Note 16 .....	174
N17	- Coding Scheme Note 17 .....	175
N17_G1	- Coding Scheme Note 17_G1 .....	175
N17_G2	- Coding Scheme Note 17_G2 .....	175
N17_G3	- Coding Scheme Note 17_G3 .....	176
N17_G4	- Coding Scheme Note 17_G4 .....	176
N18	- Coding Scheme Note 18 .....	176
N19A_Q3	- Coding Scheme Note 19A_Q3 .....	177
N19B_Q3	- Coding Scheme Note 19B_Q3 .....	177
N19_01	- Coding Scheme Note 19_01 .....	177
N20	- Coding Scheme Note 20 .....	178
N21	- Coding Scheme Note 21 .....	178
N22	- Coding Scheme Note 22 .....	178
N23	- Coding Scheme Note 23 .....	178
N24	- Coding Scheme Note 24 .....	179
N25	- Coding Scheme Note 25 .....	179
MISS_1	- Count of: violates skip pattern .....	179
MISS_4	- Count of: incomplete grid error .....	179
MISS_5	- Count of: scalable response of don't know .....	180
MISS_6	- Count of: not applicable - valid skip .....	180
MISS_7	- Count of: out-of-range error .....	180
MISS_9	- Count of: no response - invalid skip .....	181
MISS_TOT	- Total number of missing responses .....	182

**CONSTRUCTED VARIABLES**

XENRLLMT	- Enrollment in TRICARE prime .....	182
XENR_PCM	- Enrollment by PCM type .....	183
XINS_COV	- Insurance coverage .....	183
XBENCAT	- Beneficiary category .....	183
XENR_RSV	- Enrollment by PCM type - reservist .....	184
XINS_RSV	- Insurance coverage - reservist .....	184
XREGION	- Region .....	185

2012 HEALTH CARE SURVEY OF DOD BENEFICIARIES – QUARTER III

XTNEXREG	- TRICARE next generation of contracts region grouping .....	185
USA	- CONUS/OCONUS indicator .....	185
XOCONUS	- Overseas Europe/Pacific/Latin indicator .....	186
OUTCATCH	- Out of catchment area indicator .....	186
XSEXA	- Male or female (recode) .....	186
XBMI	- Body mass index .....	186
XBMICAT	- Body mass index category .....	187
XBNFGRP	- Constructed beneficiary group.....	187
XSERVAFF	- Service affiliation .....	187
KMILOPQY	- Outpatient visits to military facility.....	188
KCIVOPQY	- Outpatient visits to civilian facility .....	188
KCIVINS	- Beneficiary covered by civilian insurance .....	188
HP_PRNTL	- Pregnant in last year received care in 1st trimester .....	189
HP_MAMOG	- Women age 40 and over: mammography in past 2 years .....	189
HP_MAM50	- Women age 50 and over: mammography in past 2 years .....	189
HP_PAP	- All women: pap smear in last 3 years.....	189
HP_BP	- Blood pressure check in last 2 years and know results.....	190
HP_FLU	- Age 65 and older: flu shot in last 12 months .....	190
HP_OBESE	- Obese or morbidly obese .....	190
HP_SMOKE	- Advised to quit smoking in last 12 months .....	190
HP_SMKH3	- Smoker under HEDIS definition (modified) .....	191
HP_CESH3	- Had smoking cessation counseling - HEDIS (modified).....	191
XCATCH	- XCATCH - Catchment area (reporting) .....	191
<b>POSTSTRATIFICATION</b>		
POSTCELL	- Poststratification cell for new weights.....	194
<b>WEIGHTS</b>		
FWRWT1	- Replicated/Jackknife quarterly weight 1 .....	196
FWRWT2	- Replicated/Jackknife quarterly weight 2 .....	196
FWRWT3	- Replicated/Jackknife quarterly weight 3 .....	197
FWRWT4	- Replicated/Jackknife quarterly weight 4 .....	197
FWRWT5	- Replicated/Jackknife quarterly weight 5 .....	197
FWRWT6	- Replicated/Jackknife quarterly weight 6 .....	198
FWRWT7	- Replicated/Jackknife quarterly weight 7 .....	198
FWRWT8	- Replicated/Jackknife quarterly weight 8 .....	198
FWRWT9	- Replicated/Jackknife quarterly weight 9 .....	199
FWRWT10	- Replicated/Jackknife quarterly weight 10 .....	199
FWRWT11	- Replicated/Jackknife quarterly weight 11 .....	199
FWRWT12	- Replicated/Jackknife quarterly weight 12 .....	200
FWRWT13	- Replicated/Jackknife quarterly weight 13 .....	200
FWRWT14	- Replicated/Jackknife quarterly weight 14 .....	200
FWRWT15	- Replicated/Jackknife quarterly weight 15 .....	201
FWRWT16	- Replicated/Jackknife quarterly weight 16 .....	201
FWRWT17	- Replicated/Jackknife quarterly weight 17 .....	201
FWRWT18	- Replicated/Jackknife quarterly weight 18 .....	202
FWRWT19	- Replicated/Jackknife quarterly weight 19 .....	202
FWRWT20	- Replicated/Jackknife quarterly weight 20 .....	202
FWRWT21	- Replicated/Jackknife quarterly weight 21 .....	203
FWRWT22	- Replicated/Jackknife quarterly weight 22 .....	203
FWRWT23	- Replicated/Jackknife quarterly weight 23 .....	203
FWRWT24	- Replicated/Jackknife quarterly weight 24 .....	204
FWRWT25	- Replicated/Jackknife quarterly weight 25 .....	204
FWRWT26	- Replicated/Jackknife quarterly weight 26 .....	204
FWRWT27	- Replicated/Jackknife quarterly weight 27 .....	205
FWRWT28	- Replicated/Jackknife quarterly weight 28 .....	205
FWRWT29	- Replicated/Jackknife quarterly weight 29 .....	205
FWRWT30	- Replicated/Jackknife quarterly weight 30 .....	206
FWRWT31	- Replicated/Jackknife quarterly weight 31 .....	206
FWRWT32	- Replicated/Jackknife quarterly weight 32 .....	206

FWRWT33	- Replicated/Jackknife quarterly weight 33 .....	207
FWRWT34	- Replicated/Jackknife quarterly weight 34 .....	207
FWRWT35	- Replicated/Jackknife quarterly weight 35 .....	207
FWRWT36	- Replicated/Jackknife quarterly weight 36 .....	208
FWRWT37	- Replicated/Jackknife quarterly weight 37 .....	208
FWRWT38	- Replicated/Jackknife quarterly weight 38 .....	208
FWRWT39	- Replicated/Jackknife quarterly weight 39 .....	209
FWRWT40	- Replicated/Jackknife quarterly weight 40 .....	209
FWRWT41	- Replicated/Jackknife quarterly weight 41 .....	209
FWRWT42	- Replicated/Jackknife quarterly weight 42 .....	210
FWRWT43	- Replicated/Jackknife quarterly weight 43 .....	210
FWRWT44	- Replicated/Jackknife quarterly weight 44 .....	210
FWRWT45	- Replicated/Jackknife quarterly weight 45 .....	211
FWRWT46	- Replicated/Jackknife quarterly weight 46 .....	211
FWRWT47	- Replicated/Jackknife quarterly weight 47 .....	211
FWRWT48	- Replicated/Jackknife quarterly weight 48 .....	212
FWRWT49	- Replicated/Jackknife quarterly weight 49 .....	212
FWRWT50	- Replicated/Jackknife quarterly weight 50 .....	212
FWRWT51	- Replicated/Jackknife quarterly weight 51 .....	213
FWRWT52	- Replicated/Jackknife quarterly weight 52 .....	213
FWRWT53	- Replicated/Jackknife quarterly weight 53 .....	213
FWRWT54	- Replicated/Jackknife quarterly weight 54 .....	214
FWRWT55	- Replicated/Jackknife quarterly weight 55 .....	214
FWRWT56	- Replicated/Jackknife quarterly weight 56 .....	214
FWRWT57	- Replicated/Jackknife quarterly weight 57 .....	215
FWRWT58	- Replicated/Jackknife quarterly weight 58 .....	215
FWRWT59	- Replicated/Jackknife quarterly weight 59 .....	215
FWRWT60	- Replicated/Jackknife quarterly weight 60 .....	216
FWRWT	- Final quarterly weight.....	216

**PAGE IS INTENTIONALLY LEFT BLANK TO ALLOW FOR DOUBLE-SIDED COPYING**



## ALPHABETICAL TABLE OF VARIABLES

	Page
ACV	116
BWT	114
D_HEALTH	113
DBENCAT	116
DSPONSVC	117
DUPFLAG	168
ENBGSMPL	112
EXPFLAG	169
FLAG_FIN	168
FNSTATUS	168
FWRWT	216
FWRWT1	196
FWRWT10	199
FWRWT11	199
FWRWT12	200
FWRWT13	200
FWRWT14	200
FWRWT15	201
FWRWT16	201
FWRWT17	201
FWRWT18	202
FWRWT19	202
FWRWT2	196
FWRWT20	202
FWRWT21	203
FWRWT22	203
FWRWT23	203
FWRWT24	204
FWRWT25	204
FWRWT26	204
FWRWT27	205
FWRWT28	205
FWRWT29	205
FWRWT3	197
FWRWT30	206
FWRWT31	206
FWRWT32	206
FWRWT33	207
FWRWT34	207
FWRWT35	207
FWRWT36	208
FWRWT37	208
FWRWT38	208
FWRWT39	209
FWRWT4	197
FWRWT40	209
FWRWT41	209
FWRWT42	210
FWRWT43	210
FWRWT44	210
FWRWT45	211
FWRWT46	211
FWRWT47	211
FWRWT48	212

FWRWT49	- Replicated/Jackknife quarterly weight 49 .....	212
FWRWT5	- Replicated/Jackknife quarterly weight 5 .....	197
FWRWT50	- Replicated/Jackknife quarterly weight 50 .....	212
FWRWT51	- Replicated/Jackknife quarterly weight 51 .....	213
FWRWT52	- Replicated/Jackknife quarterly weight 52 .....	213
FWRWT53	- Replicated/Jackknife quarterly weight 53 .....	213
FWRWT54	- Replicated/Jackknife quarterly weight 54 .....	214
FWRWT55	- Replicated/Jackknife quarterly weight 55 .....	214
FWRWT56	- Replicated/Jackknife quarterly weight 56 .....	214
FWRWT57	- Replicated/Jackknife quarterly weight 57 .....	215
FWRWT58	- Replicated/Jackknife quarterly weight 58 .....	215
FWRWT59	- Replicated/Jackknife quarterly weight 59 .....	215
FWRWT6	- Replicated/Jackknife quarterly weight 6 .....	198
FWRWT60	- Replicated/Jackknife quarterly weight 60 .....	216
FWRWT7	- Replicated/Jackknife quarterly weight 7 .....	198
FWRWT8	- Replicated/Jackknife quarterly weight 8 .....	198
FWRWT9	- Replicated/Jackknife quarterly weight 9 .....	199
H12001	- Are you the person listed on the cover letter .....	117
H12002A	- Health plan(s) covered: TRICARE Prime .....	118
H12002C	- Health plan(s) covered: TRICARE Ext/Stnd .....	118
H12002F	- Health plan(s) covered: Medicare.....	119
H12002G	- Health plan(s) covered: Federal Employees Health Benefit Program (FEHBP) .....	120
H12002H	- Health plan(s) covered: Medicaid.....	120
H12002I	- Health plan(s) covered: civilian HMO .....	120
H12002J	- Health plan(s) covered: other civilian .....	120
H12002K	- Health plan(s) covered: Uniformed Services Family Health Plan (USFHP) .....	120
H12002L	- Health plan(s) covered: not sure .....	121
H12002M	- Health plan(s) covered: Veterans .....	121
H12002N	- Health plan(s) covered: TRICARE Plus .....	118
H12002O	- Health plan(s) covered: TRICARE For Life .....	118
H12002P	- Health plan(s) covered: TRICARE Supplemental Insurance.....	118
H12002Q	- Health plan(s) covered: TRICARE Reserve Select .....	119
H12002R	- Health plan(s) covered: other Non-US government health insurance .....	121
H12002S	- Health plan(s) covered: TRICARE Retired Reserve .....	119
H12002T	- Health plan(s) covered: TRICARE Young Adult .....	119
H12002U	- Health plan(s) covered: Continued Health Care Benefit Program (CHCBP).....	119
H12003	- Which health plan did you use most in the past 12 months? .....	122
H12004	- Months or years in a row with health plan .....	122
H12005	- In last year: facility used most for health care .....	123
H12006	- In last year: have illness/injury/condition that needed care right away .....	123
H12007	- In last year: how often got care as soon as you believed you need it .....	123
H12008	- In last year: wait between trying to get care and actually seeing a provider for an illness or injury.....	124
H12009	- In last year: made appointments for non-urgent health care.....	124
H12010	- In last year: how often got appointments for non-urgent health care as soon as you wanted .....	124
H12011	- In last year: days between making an appointment for regular or routine care and actually seeing a provider.....	125
H12012	- In last year: times went to an emergency room for own care .....	125
H12013	- In last year: times went to a doctors office or clinic for yourself (not counting times went to an emergency room).....	125
H12014	- In last year: how often talk to doctor or other health care provider about illness prevention.....	126
H12015	- In last year: doctor or other health care provider talked about more than 1 choice for treatment .....	126
H12016	- In last year: doctor talked about pros/cons of each treatment/health care choice .....	126

H12017	- In last year: doctor/health care provider asked which treatment option you thought was best for you when there was more than one choice of treatment .....	127
H12018	- Rating of all health care in last year .....	127
H12019	- Have one person you think of as your personal doctor .....	127
H12020	- In last year: number of times visited personal doctor for care for self .....	128
H12021	- In last year: how often personal doctor listened carefully to you .....	128
H12022	- In last year: how often personal doctor explained things in a way that was easy to understand.....	128
H12023	- In last year: how often your personal doctor showed respect for what you have to say .....	129
H12024	- In last year: how often your personal doctor spent enough time with you .....	129
H12025	- In last year: got care from doctor or other health provider other than personal doctor .....	129
H12026	- In last year: how often personal doctor seemed informed and up-to-date about care received from other doctors .....	130
H12027	- Rating of your personal doctor .....	130
H12028	- In last year: tried to make appointment to see a specialist.....	130
H12029	- In last year: how often it was easy to get appointments with specialists .....	131
H12030	- In last year: how many specialists seen .....	131
H12031	- Rating of specialist seen most often in last year .....	131
H12032	- In last year: tried to get care, tests, or treatment through health plan .....	132
H12033	- In last year: how often easy to get care, tests, or treatment you thought you needed through health plan.....	132
H12034	- In last year: looked for information in written material or on the Internet about how health plan works.....	132
H12035	- In last year: how often written material/Internet provide information you needed about how your plan works.....	132
H12036	- In last year: looked for information from health plan on cost of health care service or equipment.....	133
H12037	- In last year: how often able to find out from health plan cost of health care service or equipment.....	133
H12038	- In last year: looked for information from health plan on cost of prescription medications .....	133
H12039	- In last year: how often able to find out cost of prescription medications .....	134
H12040	- In last year: tried to get information or help from health plan's customer service .....	134
H12041	- In last year: how often did customer service give needed information or help.....	134
H12042	- In last year: how often did customer service treat with courtesy and respect .....	135
H12043	- In last year: health plan gave forms to fill out .....	135
H12044	- In last year: how often forms from health plan were easy to fill out.....	135
H12045	- In last year: sent in any claims to your health plan .....	136
H12046	- In last year: how often health plan handled claims quickly.....	136
H12047	- In last year: how often health plan handled claims correctly .....	136
H12048	- Rating of all experience with health plan .....	137
H12049	- Blood pressure: when last reading .....	137
H12050	- Blood pressure: know if blood pressure is too high or not.....	137
H12051	- When did you last have a flu shot .....	138
H12052	- Smoked at least 100 cigarettes in life.....	138
H12053	- Smoke or use tobacco everyday, some days, or not at all.....	138
H12054	- Last year: how often advised by doctor to quit smoking or use tobacco .....	138
H12055	- Last year: how often medication was recommended or discussed by doctor to assist with quitting smoking or using tobacco .....	139
H12056	- Last year: how often doctor recommended or discussed methods and strategies to assist quitting smoking or using tobacco.....	139
H12057A	- Do you smoke or use: cigarettes .....	139
H12057B	- Do you smoke or use: dip, chewing tobacco, snuff, or snus .....	139
H12057C	- Do you smoke or use: cigars.....	140
H12057D	- Do you smoke or use: pipes, bidis, or kreteks .....	140

H12058	- Are you male or female .....	140
H12059B	- Female: last have a Pap smear test.....	140
H12060	- Female: are you under age 40 .....	141
H12061	- Female: last time breasts checked by mammography.....	141
H12062	- Female: been pregnant in last year or pregnant now .....	141
H12063	- Female: in what trimester is your pregnancy.....	142
H12064	- Female: trimester first received prenatal care .....	142
H12065	- In general how would you rate your overall health.....	142
H12066	- Limited in any way in any activities because of any impairment or health problem .....	143
H12067	- In last year: seen doctor or other health provider 3 or more times for same condition or problem.....	143
H12068	- Condition lasted for at least 3 months .....	143
H12069	- Need to take medicine prescribed by a doctor .....	143
H12070	- Medicine to treat condition that has lasted for at least 3 months .....	144
H12071F	- Feet portion of height without shoes.....	144
H12071I	- Inches portion of height without shoes .....	144
H12072	- Weight without shoes in pounds.....	145
H12073	- Are you Spanish, Hispanic, or Latino .....	149
H12073A	- No, not Spanish, Hispanic, or Latino .....	150
H12073B	- Yes, Mexican, Mexican American, Chicano .....	150
H12073C	- Yes, Puerto Rican.....	150
H12073D	- Yes, Cuban.....	150
H12073E	- Yes, other Spanish, Hispanic, or Latino .....	150
H12074	- Currently covered by Medicare.....	152
H12075	- Currently covered by Medicare part A .....	152
H12076	- Currently covered by Medicare part B .....	152
H12077	- Enrolled in a Medicare Advantage plan.....	153
H12078	- Currently covered Medicare supplemental.....	153
H12079	- Enrolled in Medicare Part D.....	153
HP_BP	- Blood pressure check in last 2 years and know results.....	190
HP_CESH3	- Had smoking cessation counseling - HEDIS (modified).....	191
HP_FLU	- Age 65 and older: flu shot in last 12 months .....	190
HP_MAM50	- Women age 50 and over: mammography in past 2 years .....	189
HP_MAMOG	- Women age 40 and over: mammography in past 2 years .....	189
HP_OBESE	- Obese or morbidly obese .....	190
HP_PAP	- All women: pap smear in last 3 years.....	189
HP_PRNTL	- Pregnant in last year received care in 1st trimester .....	189
HP_SMKH3	- Smoker under HEDIS definition (modified) .....	191
HP_SMOKE	- Advised to quit smoking in last 12 months .....	190
KCIVINS	- Beneficiary covered by civilian insurance.....	188
KCIVOPQY	- Outpatient visits to civilian facility .....	188
KEYCOUNT	- Number of key questions answered .....	168
KMILOPQY	- Outpatient visits to military facility.....	188
MISS_1	- Count of: violates skip pattern .....	179
MISS_4	- Count of: incomplete grid error .....	179
MISS_5	- Count of: scalable response of don't know.....	180
MISS_6	- Count of: not applicable - valid skip.....	180
MISS_7	- Count of: out-of-range error.....	180
MISS_9	- Count of: no response - invalid skip .....	181
MISS_TOT	- Total number of missing responses .....	182
MPCSMPL	- Military personnel category.....	112
MPRID	- Unique MPR identifier.....	105
N1	- Coding Scheme Note 1 .....	169
N10	- Coding Scheme Note 10 .....	172
N10_B1	- Coding Scheme Note 10_B1 .....	172
N10_U1	- Coding Scheme Note 10_U1.....	172
N10_U2	- Coding Scheme Note 10_U2.....	173

N10_U3	- Coding Scheme Note 10_U3.....	173
N11	- Coding Scheme Note 11 .....	173
N12	- Coding Scheme Note 12 .....	173
N13	- Coding Scheme Note 13 .....	174
N14	- Coding Scheme Note 14 .....	174
N15	- Coding Scheme Note 15 .....	174
N16	- Coding Scheme Note 16 .....	174
N17	- Coding Scheme Note 17 .....	175
N17_G1	- Coding Scheme Note 17_G1 .....	175
N17_G2	- Coding Scheme Note 17_G2 .....	175
N17_G3	- Coding Scheme Note 17_G3 .....	176
N17_G4	- Coding Scheme Note 17_G4 .....	176
N18	- Coding Scheme Note 18 .....	176
N19_01	- Coding Scheme Note 19_01 .....	177
N19A_Q3	- Coding Scheme Note 19A_Q3 .....	177
N19B_Q3	- Coding Scheme Note 19B_Q3 .....	177
N2	- Coding Scheme Note 2 .....	169
N20	- Coding Scheme Note 20 .....	178
N21	- Coding Scheme Note 21 .....	178
N22	- Coding Scheme Note 22 .....	178
N23	- Coding Scheme Note 23 .....	178
N24	- Coding Scheme Note 24 .....	179
N25	- Coding Scheme Note 25 .....	179
N3	- Coding Scheme Note 3 .....	170
N4	- Coding Scheme Note 4 .....	170
N5	- Coding Scheme Note 5 .....	170
N6	- Coding Scheme Note 6 .....	171
N7	- Coding Scheme Note 7 .....	171
N8	- Coding Scheme Note 8 .....	171
N8_01	- Coding Scheme Note 8_01 .....	171
N9	- Coding Scheme Note 9 .....	172
NHFF	- Stratum sample size.....	112
ONTIME	- Responded within 8 weeks of mail-out.....	167
OUTCATCH	- Out of catchment area indicator .....	186
PATCAT	- Aggregated beneficiary category.....	117
PCM	- Primary manager code (civilian or military) .....	115
PNSEXCD	- Person gender .....	114
PNTYPCD	- Person type code.....	117
POSTCELL	- Poststratification cell for new weights.....	194
QUARTER	- Survey quarter .....	112
RACEETHN	- Race/Ethnic code .....	114
RDAGEQY	- Age at time of sample preparation-Capped (18 and below, 86 and above) .....	115
RFLDAGE	- Age at start of fielding period-Capped (18 and below, 86 and above) .....	115
S12009	- Had the same personal doctor or nurse before joining this health plan .....	154
S12010	- Since joined health plan, how much of a problem, if any, was it to get a personal doctor or nurse you are happy with? .....	154
S12011	- Able to see my provider when needed .....	167
S12014	- Satisfaction with health care received during last visit .....	167
S12015	- When did you last have cholesterol screening .....	165
S12016	- Have you ever had a PSA test.....	165
S12017	- How long has it been since you had PSA test.....	166
S12AD	- Are you currently on active duty .....	153
S12B01	- Self rating of overall mental/emotional health .....	154
S12B02	- Last year: needed treatment/counseling for personal/family problem.....	154
S12B03	- Last year: problem getting needed treatment/counseling .....	155
S12B04	- Last year: rating of treatment/counseling received.....	155
S12B23	- Past month: had nightmares or unwanted thoughts about an experience that was frightening, horrible, or upsetting .....	166

S12B24	- Past month: tried hard not to think about or went out of the way to avoid situations that remind you of experience that was frightening, horrible, or upsetting.....	166
S12B25	- Past month: constantly on guard, watchful, or easily startled after experience that was frightening, horrible, or upsetting .....	166
S12B26	- Past month: felt numb or detached from others, activities, or surroundings after experience that was frightening, horrible, or upsetting .....	167
S12G18	- Self/Spouse/Parent reservist on active duty for more than 30 consecutive days in support of contingency operations in past year .....	158
S12G19	- Reservist activated for contingency operations for more than 30 consecutive days in past year .....	158
S12G23	- Spouse/parent reservist activated for contingency operations for more than 30 consecutive days in past year .....	159
S12G27	- Covered by civilian health insurance before becoming eligible for TRICARE .....	159
S12G28	- Current health care coverage .....	159
S12G29A	- Don't use TRICARE: greater choice of doctors with my civilian plan .....	160
S12G29B	- Don't use TRICARE: better customer service with civilian plan .....	160
S12G29C	- Don't use TRICARE: personal doctor is not available through TRICARE .....	160
S12G29D	- Don't use TRICARE: TRICARE benefits are poor compared to civilian plan .....	160
S12G29E	- Don't use TRICARE: it is easier to get care through civilian plan.....	161
S12G29F	- Don't use TRICARE: pay less for civilian care than would for TRICARE .....	161
S12G29G	- Don't use TRICARE: no military facilities near me .....	161
S12G29H	- Don't use TRICARE: prefer civilian doctors.....	161
S12G29I	- Don't use TRICARE: prefer civilian hospitals .....	162
S12G29J	- Don't use TRICARE: happy with civilian plan and have no reason to change .....	162
S12G29K	- Don't use TRICARE: another reason .....	162
S12G30	- Self/policy holder now pay all/part of the premium for your civilian health insurance.....	162
S12G31	- Problem getting information about TRICARE benefits once become eligible for TRICARE .....	163
S12G32	- Is personal doctor a civilian .....	163
S12G33	- Personal doctor accepts TRICARE .....	163
S12G34	- How often it was easy to see personal doctor once become eligible for TRICARE .....	164
S12G35	- How often it was easy to see specialist once become eligible for TRICARE .....	164
S12G40	- Aware of TRICARE Reserve Select (TRS) .....	164
S12G41	- I/Sponsor eligible to purchase coverage under TRS .....	165
S12U01	- Currently on active duty status .....	155
S12U02	- Unit provides sick call .....	156
S12U03	- Place usually go when sick or need health advice .....	156
S12U04	- Sick call over: Place usually go when sick or need health advice .....	156
S12U05	- Have choice of providers where usually receive healthcare.....	156
S12U06	- Satisfied with choice of providers where usually receive healthcare.....	157
S12U07	- In past year: usually saw the same provider in place where usually receive healthcare.....	157
S12U08	- How often providers, where usually receive healthcare, knowledgeable about details of medical history.....	157
S12U09	- In past year: How often able to get needed test/treatment or referral for needed tests or treatment .....	158
SERVAFF	- Service affiliation .....	113
SEXSMPL	- Sex sampling variable .....	105
SRAGE	- What is your age now? .....	152
SREDA	- Highest grade completed .....	149
SRRACEA	- Race: White.....	151
SRRACEB	- Race: Black or African American.....	151
SRRACEC	- Race: American Indian or Alaska native .....	151
SRRACED	- Race: Asian .....	151
SRRACEE	- Race: Native Hawaiian/other Pacific Islander.....	151

STRATUM	- Sampling stratum .....	105
SVCSMPL	- Branch of service sampling variable.....	105
TNEXREG	- TRICARE next generation of contracts region grouping .....	113
USA	- CONUS/OCONUS indicator .....	185
WEB	- Web survey indicator .....	169
XBENCAT	- Beneficiary category .....	183
XBMI	- Body mass index .....	186
XBMICAT	- Body mass index category .....	187
XBNFGRP	- Constructed beneficiary group.....	187
XCATCH	- XCATCH - Catchment area (reporting) .....	191
XENR_PCM	- Enrollment by PCM type .....	183
XENR_RSV	- Enrollment by PCM type - reservist.....	184
XENRLLMT	- Enrollment in TRICARE prime.....	182
XINS_COV	- Insurance coverage .....	183
XINS_RSV	- Insurance coverage - reservist .....	184
XOCONUS	- Overseas Europe/Pacific/Latin indicator .....	186
XREGION	- Region .....	185
XSERVAFF	- Service affiliation .....	187
XSEXA	- Male or female (recode) .....	186
XTNEXREG	- TRICARE next generation of contracts region grouping .....	185

**PAGE IS INTENTIONALLY LEFT BLANK TO ALLOW FOR DOUBLE-SIDED COPYING**



Chapter

1

---

## Introduction

This Codebook and Users' Guide provides a tool for programmers and analysts to assist them in creating cross-tabulations and basic statistical estimates from the Quarter III, 2012 Adult Health Care Survey of DoD Beneficiaries (HCSDB). It is intended to assist users in creating tables and generating analyses above and beyond those associated with this project.

Beginning with 2006, reporting and documentation of the HCSDB is performed on a fiscal year basis. In previous years, reporting and documentation were based on calendar years. Thus, the current codebook describes the Quarter III, 2012 dataset for fiscal year 2012. Throughout, 2012 Quarter III dataset refers to the fiscal year 2012.

This version of the Codebook and User's Guide describes the Quarter III data set. It contains frequency counts of all variables in the third quarter of fiscal year 2012.

This chapter explains how to use this guide, reviews the survey, briefly describes the sample design, and concludes with a list of other documents on the HCSDB data that may be useful for policymakers, administrators, and other users.

### HOW TO USE THIS GUIDE

Chapter 2 describes the survey fielding process.

Chapter 3 describes the database conventions and types of variables in the database. Furthermore, it explains the relationship between the raw survey data and the cleaned and constructed variables preferred for data analyses.

Chapter 4 provides table-making instructions in both SAS and SPSS and clearly demonstrates the basic computer programming code necessary to tabulate the data in SAS and the interactive steps involved in generating tables in SPSS (either statistical package may be used). While we assume that most users have some knowledge of computer systems and statistical processing, examples of how to create tables and the resulting output are provided in order to simplify the process of data tabulation. Due to the complexity of the sample design, we suggest that users interested in measuring the precision of their results use a statistical package capable of calculating standard errors for survey estimates, such as SUDAAN<sup>TM</sup> or WesVar PC<sup>®</sup>. Sample programming code is included to estimate standard errors using appropriate methods to accommodate the complex sample design.

The codebook is presented in Chapter 5, where we give the quarterly counts for each variable in the database, including a list of all existing values of the variable, weighted and unweighted frequency counts and percent occurrences for each value, and the values' interpretation or formatting. The codebook helps users assess the availability of certain measures, specify variables of interest, and identify all possible values of a variable. The variables are listed in the order of their position on the data file, and they are grouped by source as follows:

- Sampling variables used to place beneficiaries in the appropriate strata

- Information from the Defense Enrollment Eligibility Reporting System (DEERS) at the time of sampling
- Questionnaire responses: cleaned and recoded
- Variables created during the fielding of the survey
- Coding Scheme flags and missing value counts
- Constructed variables for analysis
- Poststratification variables
- Weights

In addition, users may refer to the Table of Variables, which follows directly after the Table of Contents, for an alphabetical quick-reference list intended to assist users in locating each variable.

Users interested in learning more about the technical aspects of the database creation, construction of new variables, or Mathematica's report production procedures may refer to "The 2012 Health Care Survey of DoD Beneficiaries: Adult Technical Manual," available in late 2012 from the TRICARE Management Activity Office.

#### What is the HCSDB?

The HCSDB is a health care survey of Active Duty military personnel, retirees, and their adult family members. Prior to 2011, it was comprised of an adult and a child survey, both fielded to a representative sample of beneficiaries. From 2011, only the adult survey was fielded to a representative sample of beneficiaries. The adult survey is fielded every quarter, whereas the child survey was fielded only in one quarter of each fiscal year. Results from each quarter of the adult survey are presented as a web-based report. The survey is sponsored by the Assistant Secretary of Defense (Health Affairs) [OASD (HA)], under authority of the National Defense Authorization Act for Fiscal Year 1993 (P.L. 102-484). The survey collects data on beneficiaries' satisfaction with, and access to, health care; knowledge of the TRICARE system; and use of preventive and other health care services.

Fielded annually from 1994 to 2000, the HCSDB now is fielded quarterly and consists of a fixed core questionnaire complemented by quarterly supplements intended to address topics of emerging interest. Users should note that, prior to 2000, the title of the HCSDB corresponded to the reference year that respondents were asked to think about when responding to questions. For example, although the 2000 HCSDB was fielded in 2001, beneficiaries responded to questions according to the reference period 12 months prior. Under the current naming convention the survey title refers to the year the questionnaires are fielded, so, for example, this year's survey is the 2012 HSCDB. Users should further note that, due to this change, there is no survey with the title "2001" survey, even though the questionnaire has been administered continuously throughout each quarter of 2001, 2002, 2003, 2004, 2005, 2006, 2007, 2008, 2009, 2010, 2011 and 2012. The annotated questionnaires appears in Appendix A. A crosswalk between the 2012 questions and the questions from the 2002, 2003, 2004, 2005, 2006, 2007, 2008, 2009, 2010 and 2011 surveys appears as Appendix C.

#### CAHPS Questions

To make responses comparable to civilian surveys, the HCSDB core questions are similar in content and format to questions used in the Consumer Assessment of Healthcare Providers and Systems (CAHPS) Health Plan Survey. CAHPS is a survey program sponsored by the Agency for Health Care Research and Quality (AHRQ), U.S. Department of Health and Human Service, and the Picker

Institute, which is designed to monitor beneficiaries' satisfaction with their civilian health care plan and access to health care services. In 2012, the questionnaire was based on CAHPS version 4.

Core questions are described below.

#### Core questions

- **Health Plan.** This section collects data on TRICARE Prime enrollment and the use of supplemental insurance and/or other private insurance. Residents are also asked about their medicare coverage.
- **Your Health Care in the Last 12 Months.** This section collects information on where DoD beneficiaries received the majority of their care in the past 12 months, that is, from a military or civilian facility. It covers topics such as the availability of providers and their staff for both urgent and regular care. Respondents are asked to rate their health care on a scale from 0 to 10, where 0 is the lowest rating and 10 is the highest rating. They are also asked if the health care providers informed them of the available treatment options.
- **Your Personal Doctor.** In this section, respondents are asked about their relationship with their personal doctor. They are asked to rate their personal doctor on a scale from 0 to 10, where 0 is the lowest rating and 10 is the highest rating. It also covers topics like the ability of the personal doctor to listen carefully and respectfully, clearly explain things, and be informed about care received from another doctor.
- **Getting Health Care from a Specialist.** This section collects information about respondents' access to care from specialists. Respondents rate the specialist that they see most frequently on a scale from 0 to 10, where 0 is the lowest rating and 10 is the highest rating.
- **Your Health Plan.** This section is designed to measure beneficiaries' satisfaction with their primary health plan. Respondents are asked to rate their health plan on a scale of 0 to 10 where 0 is the lowest rating and 10 is the highest rating. Additionally, respondents are asked questions about any problems they may have encountered with getting necessary care, claims processing, customer service, processing paperwork, and finding necessary information in written materials or from the Internet.
- **Preventive Care.** This section collects information on the use of preventive health care services, including blood pressure readings and flu shots. All women are asked about Pap smears; women that are or have been pregnant within the past 12 months are questioned about prenatal care. Women age 40 and over are asked about mammography. All respondents are asked whether they smoke or use tobacco products. Tobacco users are asked to identify the type of tobacco products they used and how often they received cessation counseling from a health care professional.
- **About You.** This section asks basic background and health status questions. Beneficiaries are asked how they view their general health. They are further asked to report their height, weight, education level, race, and age.

#### Quarter III Question Experiment

Quarter III, 2012, included an experiment in question wording with regards to the type of health plan currently used and used most (questions H12002 and H12003 respectively). In two versions of the questionnaire, we modified the description of TRICARE Prime to include information about typical places for health care (For Active Duty/Mobilized Reservists this also includes sick call, troop clinics, flight medicine clinics, and health clinics) or an explanation that active duty receive TRICARE Prime

(Active Duty and Reserve Military Service members are considered enrolled in Prime). In the third version we added a question asking the respondent “Are you currently on active duty (includes all Active Duty and mobilized

#### Quarter III Supplements

- **Active Duty Status.** This supplemental question asks the respondent for their current Active Duty status. This question is only asked in the third version of the questionnaire.
- **Mental or Emotional Health.** Questions in this supplement concern overall mental or emotional health. Respondents are asked to rate their mental or emotional health. They are also asked questions about any mental or emotional treatment or counseling they may have received. Finally, respondents are questioned about post-traumatic stress due to an upsetting experience.
- **Personal Doctor and Health Provider.** Question in this supplement ask about the respondent’s personal doctor and about the visits to the respondent’s healthcare provider. Respondents are asked whether they were happy with their personal doctor once they joined the health plan. Respondents are also asked to rate their experience making an appointment and on the overall healthcare they received on their last visit.
- **Preventive Care.** Questions in this supplement ask about the use of additional preventive healthcare services, including cholesterol screening. Male respondents are also asked when they had a Prostate-Specific Antigen (PSA) test.
- **Reservists.** These supplemental questions concern health care coverage provided to NationalGuard and Reserves and members of their immediate families.
- **Health care location.** Questions in this supplement regard the place where Active Duty respondents receive health care and advice. Respondents are asked questions on their Active Duty status, sick call attendance and receipt of health advice outside of sick call. Also, respondents are queried as to their choice of and satisfaction with health care providers. Respondents are then asked to comment on their ability to see the same provider every visit, their comfort level with the provider’s knowledge base and their accessibility to tests and treatment. This question is asked in questionnaire versions 1, 2 & 3.

#### Sample Design Overview

The sample of beneficiaries for the HCSDB was drawn from an extract file of the DEERS database of military health system (MHS) beneficiaries with a specific reference date. The DEERS extract file includes all eligible MHS beneficiaries as follows:

- Everyone in the Uniformed Services and on Active Duty (Army, Air Force, Navy, Marine Corps, Coast Guard, the Commissioned Corps of the Public Health Service, National Oceanic and Atmospheric Administration, Guard/Reserve personnel who are activated for a period in excess of 30 days), and other special categories of people who qualify for benefits
- Those who retired from military careers
- Immediate family members of people in the previous two categories
- Surviving family members of people from the first two categories.

A stratified sample design was used to select DoD health care beneficiaries for the Quarter III, 2012 Adult HCSDb. Specific information on the sample design appears in "Health Care Survey of DoD Beneficiaries: 2012 Adult Sampling Report", Mathematica Policy Research, Washington, D.C.

From a sample of 51,000 beneficiaries, 10,087 adult MHS beneficiaries completed and returned a 2012 Adult HCSDb questionnaire for the third quarter, yielding a response rate of 19.9 percent. Information on developing response rates will be found in the "2012 Health Care Survey of DoD Beneficiaries: Adult Technical Manual".

#### Other Documents on the 2012 HCSDb

This document is intended for programmers and analysts using the Quarter III, 2012 Adult HCSDb data. The following is a list of other documents that may be requested from the TRICARE Management Activity Office:

- Health Care Survey of DoD Beneficiaries: 2012 Adult Sampling Report
- 2012 Health Care Survey of DoD Beneficiaries: Adult Technical Manual (Available late 2012)
- 2012 Health Care Survey of DoD Beneficiaries: TRICARE Annual Report (Available late 2012)

**PAGE IS INTENTIONALLY LEFT BLANK TO ALLOW FOR DOUBLE-SIDED COPYING**

Chapter

2

---

## Survey of Adults

This chapter presents information on the survey administration cycle for the Quarter III, 2012 Adult Health Care Survey of DoD Beneficiaries (HCSDB), with specific details on the survey mailing cycle and the number of surveys returned.

### A. SURVEY OPERATIONS ACTIVITIES

Operational support for the Health Care Survey of DoD Beneficiaries (HCSDB) involved three mailings to beneficiaries between March 2, 2012 and May 1, 2012 and emailings to Active Duty members from March 2, 2012 to May 15, 2012 in Quarter III.

The mailings include:

1. Pre-Notification Letter – Letter of explanation encouraging participation
2. Questionnaire 1 – The survey
3. Reminder postcard
4. Questionnaire 2 – The survey, if necessary

The Pre-Notification Letter includes instructions on how to do the survey via the Internet. This change was initiated in Quarter I, 2007. Prior to that, the Internet survey option was first given to the beneficiaries in the letter accompanying the Questionnaire 1 mailing.

A change initiated in Quarter I, 2008 was to send the respondent a reminder to complete the questionnaire in the form of a double postcard which can be closed with a wafer seal. The postcard was sent out after Questionnaire 1 and before Questionnaire 2. This enabled Synovate to provide the respondent with their Internet password in order to complete the survey online. In Quarter IV, 2011 this mailing was eliminated but reinstated in Quarter III, 2012.

A change initiated in Quarter I, 2009 was that Mathematica emailed Active Duty their prenotification information as well as their reminder postcard information. In addition, Synovate sent pre-notification letters and reminder postcards. Starting Quarter II, 2010, the Active Duty also received an email reminder during the 2<sup>nd</sup> questionnaire mailing. These emails supplemented, as opposed to replaced, their respective mailings. Starting in Quarter IV, 2011, the Active Duty were no longer mailed prenotification letters and questionnaires; they received all their notifications via email only. If no email address could be found for an Active Duty member, they were included in the mailing schedule. Since the Active Duty are the most mobile Beneficiary Category (BENECAT), this change to email resulted in a lower undeliverable rate for the mailings.

Starting Quarter IV, 2011, the Active Duty were emailed five times; an initial survey announcement (which coincided with the prenotification letter mailing for the other BENECATs), and then non-responders were emailed up to four subsequent reminders. The reminders coincided with the Questionnaire 1 and Questionnaire 2 mailing; and then two additional reminders—1.5 and 3 weeks following the Questionnaire 2 mailing. Starting in Quarter III, 2012, the non-responders were emailed six times and the Active Duty were mailed a pre-notification letter and reminder postcard as well as receiving up to six emails with links to do the study.

B. SAMPLE

A change in the sample file to increase response rate was initiated in Quarter II, 2009. Up to Quarter I, 2009 the Adult HCSDB was conducted quarterly on a sample of 50,000 beneficiaries. Starting in Quarter II, 2009 the sample size was increased to 51,000.

The Quarter III, 2012 sample contained 51,000 records. This quarter the HCSDB prenotification letter was mailed/emailed out to 50,472 respondents. The remaining 528 records did not include either the respondents' names or addresses (or in the case of Active Duty, the email or mailing address) and so were not able to be mailed/emailed.

C. SURVEY PROCESSING

Synovate applies a Bar Code, Control Number (MIQ) and Password to each beneficiary upon receipt of the sample. This system ensures that all data collected is aggregated and available throughout the survey lifecycle. Each of the identifying labels is detailed below:

Barcode

- Digit 1 - Quarter Marker (1-4)
- Digit 2 - Wave Marker (1-4)
- Digit 3 - Study Marker (1=sample, 2=supplemental, 3=child)
- Digits 4-8 - Sequential ID#

Control Number (MIQ) - 8-digit unique identifier

- Digits 1-7 – Sequential ID #
- Digit 8 – Check Digit

Password

Non-sequential 6-digit password (for online response access) – Password is unique across all samples

D. ADDRESSES

The HCSDB is designed so that beneficiaries may receive up to three mailings. Synovate may collect up to seven address changes for each beneficiary in order to maximize the receipt rate for mailing. Addresses from Center for Health Care Strategies, Inc (CHCS) were used starting in Quarter I, 2008.

The first available address in the following order was used for each mailing.

- |   |   |
|---|---|
| 1. Respondent Updated                         | 9. Updated Residential<br>(depending on date in file) |
| 2. USPS Updated                               | 10. Updated Sponsor                                   |
| 3. National Change of<br>Address (NCOA)       | 11. Updated Unit                                      |
| 4. Default - CHCS                             | 12. Original CHCS                                     |
| 5. Default – Residential                      | 13. Original Residential                              |
| 6. Default – Sponsor                          | 14. Original Sponsor                                  |
| 7. Default - Unit                             | 15. Original Unit                                     |
| 8. Updated CHCS(depending<br>on date in file) |   |

The origin of the addresses is as follows:

- Altarum/DEERS Addresses



In the initial sample file, Altarum provides up to four addresses for each beneficiary. Synovate considers these addresses to be Original CHCS, Original Residential, Original Sponsor and Original Unit.

Altarum also provides updates on each of the four addresses prior to the Questionnaire, and 2<sup>nd</sup> Questionnaire mailings. Synovate records these addresses as CHCS Updated, Residential Updated, Sponsor Updated, Unit Updated.

- NCOA Address

Upon receipt of the initial sample and prior to the Pre-Notification mailing, Synovate sends the first available address for each beneficiary to a NCOA vendor for updating and hygiene services. The updated address returned by the vendor is marked as the NCOA address. The definition of “best address” changed in Quarter I, 2009. Synovate compared the date on the Residential address to the date on the CHCS address. The address that had the more current date was sent off for NCOA processing. If the dates were the same or if one/both were missing dates, then the hierarchy of CHCS then Residential would prevail.

- Respondent Address Changes

Respondents were able to report address and status changes via regular mail, telephone, voicemail, fax, and email. Address changes submitted by respondent were considered priority over any other address type.

- Address Correction via USPS

The United States Postal Service provided address corrections on returned mail if available.

- Sample Refreshes

Another change made in Quarter I, 2009 was the use of the sample refreshes sent by Altarum for the first and second questionnaire mailings. Prior to Quarter I, 2009, Synovate used information on recently deceased beneficiaries, information regarding beneficiaries who were no longer in the TRICARE program (nomatch), and any updated addresses for the subsequent mailings. Starting in Quarter I, 2009, Synovate only used the deceased and nomatch information, and did not use any refreshed addresses in order to maintain the integrity of the NCOA address. Addresses that were updated due to the previous address being undeliverable are marked as “Default” (Residential, CHCS, Sponsor, or Unit). Starting in Quarter IV, 2011, the only Active Duty respondents who were mailed surveys were those who did not have a valid/known email address.

Table 2.1 gives the address breakdown for each mailing by beneficiary category.

Table 2.1  
Frequency of Address by Beneficiary Category – Total Sample – Quarter III, 2012

Note: The pre-notification letters were mailed to all Beneficiaries.

	Active Duty (ACT)	Dependent of Active Duty (DA)	Guard/ Reserve (GRD)	Dependent of Guard/ Reserve (DGR)	Inactive Guard/ Reserve (IGR)	Dependent of Inactive Guard/ Reserve (IDG)	Retiree (RET)	Dependent of Retiree (DR)	Survivor (DS)	Other (OTH)	Total
<b>PRE-NOTIFICATION LETTER</b>	<b>18614</b>	<b>13953</b>	<b>2746</b>	<b>2541</b>	<b>835</b>	<b>1087</b>	<b>4731</b>	<b>5175</b>	<b>674</b>	<b>116</b>	<b>50472</b>
NCOA Updated CHCS	365 0.72%	132 0.26%	52 0.10%	8 0.02%	4 0.01%	2 0.00%	15 0.03%	17 0.03%	2 0.00%	1 0.00%	598 1.18%
Original CHCS	7998 15.85%	3411 6.76%	695 1.38%	144 0.29%	61 0.12%	19 0.04%	1071 2.12%	1064 2.11%	85 0.17%	16 0.03%	14564 28.86%
NCOA Updated Residence	578 1.15%	821 1.63%	123 0.24%	143 0.28%	53 0.11%	92 0.18%	123 0.24%	182 0.36%	38 0.08%	12 0.02%	2165 4.29%
Original Residence	9654 19.13%	9584 18.99%	1876 3.72%	2243 4.44%	717 1.42%	974 1.93%	3522 6.98%	3905 7.74%	546 1.08%	87 0.17%	33108 65.60%
Original Sponsor	0 0.00%	5 0.01%	0 0.00%	3 0.01%	0 0.00%	0 0.00%	0 0.00%	7 0.01%	3 0.01%	0 0.00%	18 0.04%
Original Unit	19 0.04%	0 0.00%	0 0.00%	0 0.00%	0 0.00%	0 0.00%	0 0.00%	0 0.00%	0 0.00%	0 0.00%	19 0.04%

**2012 HEALTH CARE SURVEY OF DOD BENEFICIARIES – QUARTER III**

Table 2.1 (continued)

Note: 19,989 Questionnaire 1 emails were sent to Active Duty with active email addresses; these respondents were not mailed a questionnaire and are not included in the counts below.

	Active Duty (ACT)	Dependent of Active Duty (DA)	Guard/ Reserve (GRD)	Dependent of Guard/ Reserve (DGR)	Inactive Guard/ Reserve (IGR)	Dependent of Inactive Guard/ Reserve (IDG)	Retiree (RET)	Dependent of Retiree (DR)	Survivor (DS)	Other (OTH)	Total
<b>QUESTIONNAIRE 1</b>	<b>687</b>	<b>13567</b>	<b>69</b>	<b>2469</b>	<b>38</b>	<b>1053</b>	<b>4390</b>	<b>4984</b>	<b>646</b>	<b>101</b>	<b>28004</b>
Respondent/USPS Update	13 0.05%	369 1.32%	0 0.00%	47 0.17%	2 0.01%	30 0.11%	27 0.10%	42 0.15%	6 0.02%	3 0.01%	539 1.92%
NCOA Updated CHCS	13 0.05%	122 0.44%	0 0.00%	7 0.02%	1 0.00%	2 0.01%	12 0.04%	12 0.04%	2 0.01%	1 0.00%	172 0.61%
Altarum Updated CHCS	14 0.05%	241 0.86%	2 0.01%	22 0.08%	4 0.01%	8 0.03%	32 0.11%	34 0.12%	8 0.03%	4 0.01%	369 1.32%
Original CHCS	138 0.49%	3149 11.24%	13 0.05%	134 0.48%	4 0.01%	19 0.07%	969 3.46%	1006 3.59%	82 0.29%	11 0.04%	5525 19.73%
NCOA Updated Residence	29 0.10%	747 2.67%	3 0.01%	131 0.47%	1 0.00%	88 0.31%	113 0.40%	161 0.57%	34 0.12%	10 0.04%	1317 4.70%
Altarum Updated Residence	42 0.15%	265 0.95%	3 0.01%	70 0.25%	3 0.01%	30 0.11%	30 0.11%	77 0.27%	11 0.04%	6 0.02%	537 1.92%
Original Residence	383 1.37%	8401 30.00%	44 0.16%	2011 7.18%	22 0.08%	848 3.03%	3207 11.45%	3571 12.75%	479 1.71%	65 0.23%	19031 67.96%
Altarum Updated Sponsor	1 0.00%	270 0.96%	0 0.00%	44 0.16%	0 0.00%	28 0.10%	0 0.00%	74 0.26%	21 0.07%	1 0.00%	439 1.57%
Original Sponsor	0 0.00%	3 0.01%	0 0.00%	3 0.01%	0 0.00%	0 0.00%	0 0.00%	7 0.02%	3 0.01%	0 0.00%	16 0.06%
Altarum Updated Unit	47 0.17%	0 0.00%	4 0.01%	0 0.00%	1 0.00%	0 0.00%	0 0.00%	0 0.00%	0 0.00%	0 0.00%	52 0.19%
Original Unit	7 0.02%	0 0.00%	0 0.00%	0 0.00%	0 0.00%	0 0.00%	0 0.00%	0 0.00%	0 0.00%	0 0.00%	7 0.02%

Table 2.1 (continued)

Note: The reminder postcards were mailed to all Beneficiaries who had not yet responded.

	Active Duty (ACT)	Dependent of Active Duty (DA)	Guard/ Reserve (GRD)	Dependent of Guard/ Reserve (DGR)	Inactive Guard/ Reserve (IGR)	Dependent of Inactive Guard/ Reserve (IDG)	Retiree (RET)	Dependent of Retiree (DR)	Survivor (DS)	Other (OTH)	Total
<b>Reminder Postcard</b>	<b>16538</b>	<b>13456</b>	<b>2446</b>	<b>2448</b>	<b>779</b>	<b>1048</b>	<b>4263</b>	<b>4893</b>	<b>644</b>	<b>100</b>	<b>46615</b>
Respondent/USPS Update	1984 4.26%	365 0.78%	203 0.44%	47 0.10%	70 0.15%	30 0.06%	25 0.05%	42 0.09%	6 0.01%	3 0.01%	2775 5.95%
NCOA Updated CHCS	304 0.65%	121 0.26%	40 0.09%	7 0.02%	3 0.01%	2 0.00%	12 0.03%	12 0.03%	2 0.00%	1 0.00%	504 1.08%
Altarum Updated CHCS	14 0.03%	241 0.52%	2 0.00%	22 0.05%	4 0.01%	8 0.02%	32 0.07%	33 0.07%	8 0.02%	4 0.01%	368 0.79%
Original CHCS	6128 13.15%	3110 6.67%	530 1.14%	132 0.28%	45 0.10%	19 0.04%	932 2.00%	990 2.12%	81 0.17%	10 0.02%	11977 25.69%
NCOA Updated Residence	503 1.08%	745 1.60%	106 0.23%	131 0.28%	40 0.09%	88 0.19%	113 0.24%	159 0.34%	34 0.07%	10 0.02%	1929 4.14%
Altarum Updated Residence	42 0.09%	265 0.57%	3 0.01%	69 0.15%	3 0.01%	30 0.06%	30 0.06%	77 0.17%	11 0.02%	6 0.01%	536 1.15%
Original Residence	7505 16.10%	8336 17.88%	1558 3.34%	1994 4.28%	613 1.32%	843 1.81%	3119 6.69%	3499 7.51%	478 1.03%	65 0.14%	28010 60.09%
Altarum Updated Sponsor	1 0.00%	270 0.58%	0 0.00%	43 0.09%	0 0.00%	28 0.06%	0 0.00%	74 0.16%	21 0.05%	1 0.00%	438 0.94%
Original Sponsor	0 0.00%	3 0.01%	0 0.00%	3 0.01%	0 0.00%	0 0.00%	0 0.00%	7 0.02%	3 0.01%	0 0.00%	16 0.03%
Altarum Updated Unit	47 0.10%	0 0.00%	4 0.01%	0 0.00%	1 0.00%	0 0.00%	0 0.00%	0 0.00%	0 0.00%	0 0.00%	52 0.11%
Original Unit	10 0.02%	0 0.00%	0 0.00%	0 0.00%	0 0.00%	0 0.00%	0 0.00%	0 0.00%	0 0.00%	0 0.00%	10 0.02%

**2012 HEALTH CARE SURVEY OF DOD BENEFICIARIES – QUARTER III**

*Note: 19,235 Questionnaire 2 emails were sent to Active Duty with active email addresses; these respondents were not mailed a questionnaire and are not included in the counts below.*

	Active Duty (ACT)	Dependent of Active Duty (DA)	Guard/ Reserve (GRD)	Dependent of Guard/ Reserve (DGR)	Inactive Guard/ Reserve (IGR)	Dependent of Inactive Guard/ Reserve (IDG)	Retiree (RET)	Dependent of Retiree (DR)	Survivor (DS)	Other (OTH)	Total
<b>QUESTIONNAIRE 2</b>	<b>601</b>	<b>12499</b>	<b>61</b>	<b>2285</b>	<b>33</b>	<b>951</b>	<b>3486</b>	<b>4165</b>	<b>482</b>	<b>77</b>	<b>24640</b>
Respondent/ USPS Updated	17 0.07%	378 1.53%	0 0.00%	48 0.19%	3 0.01%	29 0.12%	28 0.11%	37 0.15%	9 0.04%	3 0.01%	552 2.24%
NCOA Updated CHCS	12 0.05%	115 0.47%	0 0.00%	7 0.03%	1 0.00%	2 0.01%	10 0.04%	10 0.04%	2 0.01%	1 0.00%	160 0.65%
Altarum Updated CHCS	28 0.11%	276 1.12%	2 0.01%	16 0.06%	0 0.00%	4 0.02%	29 0.12%	42 0.17%	4 0.02%	0 0.00%	401 1.63%
Original CHCS	122 0.50%	2882 11.70%	10 0.04%	122 0.50%	3 0.01%	17 0.07%	781 3.17%	835 3.39%	59 0.24%	9 0.04%	4840 19.64%
NCOA Updated Residence	28 0.11%	708 2.87%	3 0.01%	126 0.51%	1 0.00%	83 0.34%	96 0.39%	142 0.58%	26 0.11%	9 0.04%	1222 4.96%
Altarum Updated Residence	14 0.06%	151 0.61%	1 0.00%	14 0.06%	0 0.00%	2 0.01%	17 0.07%	23 0.09%	10 0.04%	2 0.01%	234 0.95%
Original Residence	327 1.33%	7606 30.87%	40 0.16%	1878 7.62%	20 0.08%	789 3.20%	2525 10.25%	2954 11.99%	349 1.42%	48 0.19%	16536 67.11%
Altarum Updated Sponsor	2 0.01%	380 1.54%	0 0.00%	71 0.29%	0 0.00%	25 0.10%	0 0.00%	116 0.47%	22 0.09%	1 0.00%	617 2.50%
Original Sponsor	0 0.00%	3 0.01%	0 0.00%	3 0.01%	0 0.00%	0 0.00%	0 0.00%	6 0.02%	1 0.00%	0 0.00%	13 0.05%
Altarum Updated Unit	49 0.20%	0 0.00%	5 0.02%	0 0.00%	5 0.02%	0 0.00%	0 0.00%	0 0.00%	0 0.00%	4 0.02%	63 0.26%
Original Unit	2 0.01%	0 0.00%	0 0.00%	0 0.00%	0 0.00%	0 0.00%	0 0.00%	0 0.00%	0 0.00%	0 0.00%	2 0.01%

E. SURVEY ADMINISTRATION TIMELINE

Quarter III

File Receipt	16 February 12
NCOA Update	17 February 12
Pre-Notification (email 1 to AD)	2 March 12
Email 2 reminder to AD	16 March 12
Altarum-DEERS Update	20 March 12
Questionnaire 1 (email 3 to AD)	2 April 12
Altarum-DEERS Update	18 April 12
Email 4 reminder to AD	19 April 12
Reminder postcard	24 April 12
Questionnaire 2 (email 5 to AD)	1 May 12
Email 6 reminder to AD	15 May 12
Close of Field	1 June 12
File to MPR	12 June 12
Final Report to DoD	13 June 12

F. DISPOSITION CODES

Synovate assigns disposition codes to each sample member as the information is received and questionnaire is returned. These codes are outlined below.

- FLAG\_FIN=1  
Returned survey – survey was completed and returned.
- FLAG\_FIN=2  
Returned ineligible – survey was returned with at least one question marked and information that the beneficiary was ineligible. The information indicating ineligibility may have come by mail, phone, fax, or the survey itself.
- FLAG\_FIN=3  
Returned blank – temporarily ill or incapacitated. Survey was returned blank along with information that the beneficiary was temporarily ill or incapacitated. These sample members were eligible.
- FLAG\_FIN=4  
Returned blank – deceased. Survey was returned blank along with information that the beneficiary was deceased. These sample members were ineligible.
- FLAG\_FIN=5  
Returned blank – incarcerated or permanently incapacitated. Survey was returned blank along with information that the beneficiary was incarcerated or permanently hospitalized. These sample members were ineligible.
- FLAG\_FIN=6  
Returned blank – left military or divorced after fielding date, retired. Survey was returned blank along with information that the beneficiary left the military after fielding date, divorced after fielding date, or retired. These sample members were eligible.

- FLAG\_FIN=7  
Returned blank – not eligible on fielding date. Survey was returned blank along with information that the beneficiary was not eligible for Military Health System Plan on fielding date. These sample members were ineligible.
- FLAG\_FIN=8  
Returned blank – other eligible. Survey was returned blank along with a reason given by the sample member. These sample members were eligible.
- FLAG\_FIN=9  
Returned blank – no reason. Survey was returned blank without an explanation. These sample members had unknown eligibility.
- FLAG\_FIN=10  
No return – temporarily ill or incapacitated. Survey was not returned and beneficiary was temporarily ill or incapacitated. These sample members were eligible.
- FLAG\_FIN=11  
No return – active refuser. Survey was not returned and beneficiary refused to take part in the survey. These sample members were eligible.
- FLAG\_FIN=12  
No return – deceased. Survey was not returned and beneficiary deceased. These sample members were ineligible.
- FLAG\_FIN=13  
No return – incarcerated or permanently incapacitated. Survey was not returned, beneficiary was incarcerated or permanently hospitalized. These sample members were ineligible.
- FLAG\_FIN=14  
No return – left military or divorced after fielding date, retired. Survey was not returned, beneficiary left service after fielding date, divorced after fielding date, or retired. These sample members were eligible.
- FLAG\_FIN=15  
No return – not eligible on fielding date. Survey was not returned, beneficiary was not eligible for Military Health System Plan on fielding date. These sample members were ineligible.  
  
Example: Beneficiary is no longer covered under parents' plan.
- FLAG\_FIN=16  
No return – other eligible. Survey was not returned, beneficiary gave other reason for not completing the survey. These sample members were eligible.  
  
Examples:       Beneficiary claims they have not used benefits in past 12 months.  
                    Beneficiary is away at college, on a religious mission, lives overseas.  
                    Received information that beneficiary chosen for survey does not speak English well enough to participate.
- FLAG\_FIN=17  
No return – no reason. Survey was not returned, beneficiary gave no reason. These sample members had unknown eligibility.

- FLAG\_FIN=18  
Postal Non Deliverable (PND) – no address remaining. All addresses were attempted, mailing was returned PND. These sample members had unknown eligibility.
- FLAG\_FIN=19  
PND – address remaining at the close of field. At the close of field, the last address used was found invalid, next available was not attempted. These sample members had unknown eligibility.
- FLAG\_FIN=20  
Original Non-Locatable – no address at start of mailing. Substantially incomplete or blank address field before the survey was administered, no mailings attempted. These sample members had unknown eligibility.
- FLAG\_FIN=21  
Beneficiary provides written documentation declining to participate but doesn't specify a reason. These sample members were eligible.
- FLAG\_FIN=22  
Beneficiary indicates they are hospitalized but without providing any way to determine whether incapacity is temporary or permanent. Therefore, eligibility determination can not be made. These sample members had unknown eligibility.
- FLAG\_FIN=23  
Returned blank – deployed. Survey was returned blank along with information that the beneficiary was deployed. These sample members were eligible.
- FLAG\_FIN=24  
No return – deployed. Survey was not returned, beneficiary was deployed. These sample members were eligible.
- FLAG\_FIN=25  
Deceased. Beneficiary coded as deceased due to refresh sample sent by Altarum. These sample members were ineligible.
- FLAG\_FIN=26  
No match. Not eligible indicated by Altarum-DEERS update. Beneficiary coded as no longer being eligible for TRICARE coverage due to sample refresh.

Tables 2.2 shows frequencies of these disposition codes by beneficiary category.



Table 2.2

Frequency of Disposition by Beneficiary Category – Total Sample – Quarter III, 2012

	Active Duty (ACT)	Dependent of Active Duty (DA)	Guard/ Reserve (GRD)	Dependent of Guard/ Reserve (DGR)	Inactive Guard/ Reserve (IGR)	Dependent of Inactive Guard/ Reserve (IDG)	Retiree (RET)	Dependent of Retiree (DR)	Survivor (DS)	Other (OTH)	Total
<b>RETURNED</b>	<b>3358</b>	<b>1772</b>	<b>488</b>	<b>335</b>	<b>104</b>	<b>139</b>	<b>2129</b>	<b>1886</b>	<b>303</b>	<b>9</b>	<b>10523</b>
Completed (1)	3358 6.57%	1772 3.47%	488 0.66%	335 0.66%	104 0.20%	138 0.27%	2123 4.15%	1865 3.65%	301 0.59%	9 0.02%	10493 20.53%
Ineligible (2)	0 0.00%	0 0.00%	0 0.00%	0 0.00%	0 0.00%	0 0.00%	0 0.00%	0 0.00%	1 0.00%	0 0.00%	1 0.00%
Temporarily Ill or Incapacitated (3)	0 0.00%	0 0.00%	0 0.00%	0 0.00%	0 0.00%	0 0.00%	0 0.00%	0 0.00%	0 0.00%	0 0.00%	0 0.00%
Deceased (4)	0 0.00%	0 0.00%	0 0.00%	0 0.00%	0 0.00%	0 0.00%	2 0.00%	3 0.01%	0 0.00%	0 0.00%	5 0.01%
Incarcerated or Permanently Incapacitated (5)	0 0.00%	0 0.00%	0 0.00%	0 0.00%	0 0.00%	0 0.00%	1 0.00%	0 0.00%	0 0.00%	0 0.00%	1 0.00%
Left Military or divorced after initial sample pull, retired (6)	0 0.00%	0 0.00%	0 0.00%	0 0.00%	0 0.00%	0 0.00%	0 0.00%	0 0.00%	0 0.00%	0 0.00%	0 0.00%
Not Eligible after initial sample pull (7)	0 0.00%	0 0.00%	0 0.00%	0 0.00%	0 0.00%	0 0.00%	0 0.00%	0 0.00%	0 0.00%	0 0.00%	0 0.00%
Other Eligible (8)	0 0.00%	0 0.00%	0 0.00%	0 0.00%	0 0.00%	0 0.00%	0 0.00%	3 0.01%	0 0.00%	0 0.00%	3 0.01%
No Reason (9)	0 0.00%	0 0.00%	0 0.00%	0 0.00%	0 0.00%	1 0.00%	3 0.01%	15 0.03%	1 0.00%	0 0.00%	20 0.04%
<b>NO RETURN</b>	<b>12416</b>	<b>10988</b>	<b>1955</b>	<b>2069</b>	<b>635</b>	<b>869</b>	<b>2506</b>	<b>3172</b>	<b>319</b>	<b>67</b>	<b>34996</b>
Temporarily Ill or Incapacitated (10)	0 0.00%	0 0.00%	0 0.00%	0 0.00%	0 0.00%	0 0.00%	0 0.00%	0 0.00%	0 0.00%	0 0.00%	0 0.00%
Active Refusal (11)	33 0.06%	20 0.04%	4 0.01%	6 0.01%	1 0.00%	1 0.00%	7 0.01%	25 0.05%	0 0.00%	0 0.00%	97 0.19%

2012 HEALTH CARE SURVEY OF DOD BENEFICIARIES – QUARTER III

2.2 (continued)

	Active Duty (ACT)	Dependent of Active Duty (DA)	Guard/Reserve (GRD)	Dependent of Guard/Reserve (DGR)	Inactive Guard/Reserve (IGR)	Dependent of Inactive Guard/Reserve (IDG)	Retiree (RET)	Dependent of Retiree (DR)	Survivor (DS)	Other (OTH)	Total
Deceased (12)	0 0.00%	0 0.00%	0 0.00%	0 0.00%	0 0.00%	0 0.00%	1 0.00%	3 0.01%	4 0.01%	0 0.00%	8 0.02%
Incarcerated or Permanently Incapacitated (13)	0 0.00%	0 0.00%	0 0.00%	0 0.00%	0 0.00%	1 0.00%	1 0.00%	0 0.00%	1 0.00%	0 0.00%	3 0.01%
Left Military or divorced after survey start, retired (14)	0 0.00%	3 0.01%	0 0.00%	1 0.00%	0 0.00%	0 0.00%	0 0.00%	1 0.00%	0 0.00%	0 0.00%	5 0.01%
Not Eligible as of survey start (15)	0 0.00%	0 0.00%	0 0.00%	1 0.00%	0 0.00%	0 0.00%	0 0.00%	1 0.00%	0 0.00%	0 0.00%	2 0.00%
Other Eligible (16)	1 0.00%	3 0.01%	0 0.00%	0 0.00%	0 0.00%	0 0.00%	3 0.01%	6 0.01%	2 0.00%	0 0.00%	15 0.03%
No Reason (17)	12382 24.22%	10962 21.44%	1951 3.82%	2061 4.03%	634 1.24%	867 1.70%	2494 4.88%	3136 6.13%	312 0.61%	67 0.13%	34866 68.20%
<b>PND</b>	<b>3046</b>	<b>1165</b>	<b>390</b>	<b>135</b>	<b>94</b>	<b>72</b>	<b>138</b>	<b>154</b>	<b>61</b>	<b>11</b>	<b>5266</b>
No Address Remaining (18)	594 1.16%	781 1.53%	70 0.14%	96 0.19%	21 0.04%	60 0.12%	117 0.23%	90 0.18%	50 0.10%	9 0.02%	1888 3.69%
Address Remains at Close of Field (19)	2133 4.17%	376 0.74%	226 0.44%	39 0.08%	68 0.13%	12 0.02%	19 0.04%	63 0.12%	11 0.02%	1 0.00%	2948 5.77%
No Address at Start of Mailing (20)	319 0.62%	8 0.02%	94 0.18%	0 0.00%	5 0.01%	0 0.00%	2 0.00%	1 0.00%	0 0.00%	1 0.00%	430 0.84%
<b>MISCELLANEOUS</b>	<b>0</b>	<b>0</b>	<b>0</b>	<b>0</b>	<b>0</b>	<b>0</b>	<b>0</b>	<b>0</b>	<b>0</b>	<b>0</b>	<b>0</b>
Written Refusal without Reason (21)	0 0.00%	0 0.00%	0 0.00%	0 0.00%	0 0.00%	0 0.00%	0 0.00%	0 0.00%	0 0.00%	0 0.00%	0 0.00%
Ill or Incapacitated – Unsure whether Temporary or Permanent (22)	0 0.00%	0 0.00%	0 0.00%	0 0.00%	0 0.00%	0 0.00%	0 0.00%	0 0.00%	0 0.00%	0 0.00%	0 0.00%

2.2 (continued)

	Active Duty (ACT)	Dependent of Active Duty (DA)	Guard/ Reserve (GRD)	Dependent of Guard/ Reserve (DGR)	Inactive Guard/ Reserve (IGR)	Dependent of Inactive Guard/ Reserve (IDG)	Retiree (RET)	Dependent of Retiree (DR)	Survivor (DS)	Other (OTH)	Total
<b>DEPLOYED</b>	<b>8</b>	<b>1</b>	<b>0</b>	<b>0</b>	<b>2</b>	<b>1</b>	<b>0</b>	<b>1</b>	<b>0</b>	<b>0</b>	<b>13</b>
Returned Blank (23)	1 0.00%	0 0.00%	0 0.00%	0 0.00%	0 0.00%	0 0.00%	0 0.00%	0 0.00%	0 0.00%	0 0.00%	1 0.00%
No Return (24)	7 0.01%	1 0.00%	0 0.00%	0 0.00%	2 0.00%	1 0.00%	0 0.00%	1 0.00%	0 0.00%	0 0.00%	12 0.02%
<b>SAMPLE REFRESH</b>	<b>146</b>	<b>86</b>	<b>10</b>	<b>7</b>	<b>7</b>	<b>11</b>	<b>10</b>	<b>6</b>	<b>1</b>	<b>41</b>	<b>325</b>
Deceased Indicated by Altarum-DEERS Update(25)	1 0.00%	0 0.00%	0 0.00%	0 0.00%	0 0.00%	1 0.00%	7 0.01%	3 0.01%	0 0.00%	0 0.00%	12 0.02%
Not Eligible Indicated by Altarum-DEERS Update (26)	145 0.28%	86 0.17%	10 0.02%	7 0.01%	7 0.01%	10 0.02%	3 0.01%	3 0.01%	1 0.00%	41 0.08%	313 0.61%
<b>TOTALS</b>	<b>18974</b>	<b>14012</b>	<b>2843</b>	<b>2546</b>	<b>842</b>	<b>1092</b>	<b>4783</b>	<b>5219</b>	<b>684</b>	<b>128</b>	<b>51123</b>
<b>YIELD RATE</b>	<b>18.75%</b>	<b>12.65%</b>	<b>17.16%</b>	<b>13.16%</b>	<b>12.35%</b>	<b>12.64%</b>	<b>44.39%</b>	<b>35.73%</b>	<b>44.01%</b>	<b>7.03%</b>	<b>20.53%</b>

**PAGE IS INTENTIONALLY LEFT BLANK TO ALLOW FOR DOUBLE-SIDED COPYING**

## Description of the Adult HCSDB Database

This chapter presents the procedures for developing the database, and presents the database file layout.

### VARIABLE NAMING CONVENTIONS

The conventions used to name variables on the 2012 Adult HCSDB data file are listed below and summarized in Table 3.1. The naming conventions remain constant across the four quarters of the 2012 HCSDB.

- **Survey Variables.** Variable names for core survey questions consist of up to eight alphanumeric characters that start with an alpha character ("H" for Adult survey variables), followed by a year designation ("12") and ending with three numbers and, if necessary, one alpha character to identify the relevant survey question. Recoded variables have the same names as on the annotated survey. The original variables are suffixed with "\_O"; these will not be on the public release file.
- **Supplemental Question Variables.** Each quarter, the questionnaire includes a battery of questions on specific health care topics concerning services offered to MHS beneficiaries. Like the core questions, supplemental questions also include up to eight alphanumeric characters; each variable begins with an "S" to distinguish it as a supplemental question, followed by the year designation ("12"). The variable ends with an alphanumeric character or characters denoting the supplemental topic followed by the question number in the supplemental series as necessary.
- **Self-Reported Data.** Defense Manpower Data Center (DMDC) standard demographic self-reporting variables on the adult survey are prefixed with "SR." Survey variables with this naming convention include SRRACEA-SRRACEE (race/ethnicity) and SREDA (education).
- **Coding Scheme Flags and Counts.** Coding Scheme flags, variables like N1-N25, reference the notes in the Coding Scheme for the Adult Survey. See Appendix D for the Coding Scheme for Quarter III for more information. Coding Scheme counts are sums of missing value responses for each questionnaire; each of these variable names begins with the 4 characters "MISS".
- **Constructed Independent Variables.** Independent variables are prefixed with an "X." These include original survey variables modified as a result of data cleaning or recoding and newly constructed variables that did not previously exist on the survey file. For example, since the variable PNSEXCD was modified as a result of data cleaning and recoding, it was renamed XSEXA.
- **Constructed Dependent Variables.** Dependent variables are given different prefixes depending on function. Healthy People 2020 variables, for example, are prefixed with an "HP" and all other newly constructed dependent variables are prefixed with a "K."
- **Constructed Restricted Use Variables.** Original DEERS variables that have been recoded to maintain the confidentiality of the respondent are prefixed with "R."
- **Weighting Variables.** Quarterly weighting variables are prefixed with a "FW".

TABLE 3.1

NAMING CONVENTIONS FOR 2012 HCSDB VARIABLES – QUARTER III

1 <sup>st</sup> Character: Survey Type	2 <sup>nd</sup> – 3 <sup>rd</sup> Characters: Survey Year	4 <sup>th</sup> – 6 <sup>th</sup> Characters: Question #	Additional Characters: Additional Information
H= Health Beneficiaries (18 and older, Adult Questionnaire) ----- S = Supplemental Question	12	001 to 079  ----- Quarter III 009-011, 014 – Supplemental questions about respondent’s personal doctor and about the visits to the respondent’s healthcare provider.  015-017 – Supplemental questions about additional preventative care measures.  B01-B04, B23-B26 – Supplemental questions about overall mental or emotional health.  G18-G19, G23, G27-G35, G40-G41 – Supplemental questions about reservist coverage.  U01-U09 – Supplemental questions about the place where the Active Duty respondent receives health care and advice.	A to U are used to label responses associated with a multiple response question
1 <sup>st</sup> Character: Survey Type	2 <sup>nd</sup> – 3 <sup>rd</sup> Characters: Survey Year	4 <sup>th</sup> – 5 <sup>th</sup> Characters: Question #	Additional Characters: Additional Information
S = Supplemental Question	12	Quarter III AD - Supplemental question about Active Duty status.	

1 <sup>st</sup> Characters: Variable Group	Additional Characters: Additional Information
SR=Self-reported demographic data	Descriptive text, e.g., SREDA
N=Coding Scheme notes	Number referring to Note, e.g., N2
X=Constructed independent variable	Descriptive text, e.g., XREGION
HP=Constructed <i>Healthy People</i> 2010 variable	Descriptive text, e.g., HP_BP (had blood pressure screening in past two years and know the results)
R=Constructed restricted use variables	Descriptive text, e.g., RDAGEQY (Age at time of data collection-capped-grouped those 18 and below, 86 and above)
K=Constructed dependent variables	Descriptive text, e.g., KMILOPQY (total number of outpatient visits to military facility)
FW=Quarterly weighting variables	Descriptive text, e.g., FWRWT for the overall final quarterly weight; Number referring to replicate weights, e.g., FWRWT10

## CLEANING AND EDITING CONVENTIONS

Data quality procedures are found in the Coding Scheme tables. The complete Coding Scheme for Quarter III appears in Appendix D. It contains detailed instructions for all editing procedures used to correct data inconsistencies and errors. Editing procedures check for appropriate response values and consistent responses throughout the questionnaire. The steps to insure data quality include the following:

- **Initial Cleaning.** Missing value flags were encoded when Synovate created the SAS dataset:
  - Skipped items were encoded with SAS missing value code of ‘.’.
- **Data Cleaning and Recoding of Variables – Implementation of the Coding Scheme.** Skip patterns were checked for consistency, and questions that were skipped legitimately were recoded with the SAS missing value of “.N”; questions that were answered, but should have been skipped, were recoded with a SAS missing value of “.C”. When possible, variables were backward coded or forward coded to make all responses consistent within a sequence. Numeric values were checked, and values that were out of range were flagged with the SAS missing value of “.O”.
- **Frequency Checks.** Formatted and unformatted frequency tables for all variables in Quarter III, 2012 Adult HCSDB data file appear in Chapter 5 of this document. These frequency tables and other relevant cross tabulations were used to examine the range of values recorded for each data item to determine the type and magnitude of missing values. All value labels have been checked for accuracy.

## RECORD SELECTION CRITERIA

Blank returns, nonrespondents, and any respondents found to be ineligible for MHS benefits were removed from the database. In addition, among eligible respondents with a non-blank questionnaire, a

questionnaire must be “complete” to be included in the database. If there are multiple questionnaires received from a single respondent, only the most complete questionnaire is retained.

To determine if a questionnaire is “complete”, 20 key questions were chosen. These key questions were adapted from the complete questionnaire rule developed by AHRQ for CAHPS surveys. At least 50 percent of these key items (more than nine) must be answered for a questionnaire to be accepted as a complete questionnaire. The key survey variables are: H12003, H12005, H12006, H12009, H12013, H12018, H12019, H12027, H12028, H12031, H12033, H12040, H12043, H12048, H12051, H12052, H12065, H12073, SREDA, and the race indicator.

### Weighting Procedures

The analysis of survey data from complex sample designs, such as the 2012 Adult HCSDDB, requires weights to do the following:

- Compensate for variable probabilities of selection
- Adjust for differential response rates
- Improve the precision of the survey-based estimates through post-stratification [for details, see Brick and Kalton (1996) and references cited therein].

Basic sampling weights are equivalent to the reciprocal of the probability of each respondent’s selection into the sample. These basic sampling weights are further adjusted for nonresponse within the classes formed based on the percentiles of the propensity scores from the propensity model. Finally, we poststratified the nonresponse adjusted weights to the frame totals to obtain specific domain weighted totals equal to the population totals. Chapter 5 contains the weighted and unweighted frequencies for each variable in Quarter III. For further details on the 2012 weighting, see “2012 Health Care Survey of DoD Beneficiaries: Technical Manual”.



---

## Programming Guide

This chapter is designed to help users create tables and variance estimates. Procedures for using SAS, SPSS, SUDAAN, and WesVarPC to create estimates are explained. Examples provided in the text are based on the 2012 Quarter III HCSDB dataset.

### HOW TO MAKE A TABLE USING SAS

The Quarter III, 2012 Adult HCSDB dataset is provided in a Statistical Analysis System (SAS) 8.0 format. SAS is a computer software system used for data management, summarization, and analysis. Later versions of SAS can also read version 8 datasets. A format library for the adult database is included along with the dataset. SAS can be run interactively or non-interactively (in batch mode), and the sample programs presented here can be run using either method. Special instructions are given later in the chapter for working interactively with the SAS Display Manager System in a Windows environment. All SAS programs generate a LOG and a LST file. The LOG file shows how SAS interprets your program and flags SAS syntax errors. The LST file shows the requested output.

### File References, Libraries, and Options

SAS recognizes two types of datasets -- permanent and temporary. Permanent datasets, such as the HCSDB, are located through a LIBNAME that references the directory where the data is stored. For example, if the 2012 Quarter III adult dataset is located on a CD-ROM in the subdirectory HCSDB12\FORMA\Q3, your LIBNAME statement must look like this:

```
LIBNAME INFORMA 'F:\HCSDB12\FORMA\Q3';
```

The adult dataset can then be referred to as INFORMA.HCSDB12, where INFORMA is the location of the file HCSDB12.

A format library requires a LIBNAME LIBRARY statement that shows the location of the format library. For example, if the adult format library is stored on your hard drive in a FMTLIB subdirectory, the LIBNAME statement should look like this:

```
LIBNAME LIBRARY 'C:\HCSDB12\FORMA\Q3\FMTLIB';
```

The OPTIONS statement controls page format and line length. A table with a “portrait” orientation might have this statement:

```
OPTIONS PS=79 LS=132;
```

A table with a “landscape” orientation that is left justified would have this OPTIONS statement:

```
OPTIONS PS=50 LS=175 NOCENTER;
```

## DATA Step

The DATA step is used to create permanent or temporary datasets. It is also used to create new variables, modify existing variables, and limit the number of variables or observations. In a DATA step, you can do any or all of the following activities:

- Construct new variables. For example, to construct a variable of Active Duty by sex:

```
/* Active Duty males */  
IF XSEXA = 1 AND XBNFGRP = 1 THEN XSEX_AD = 1;  
* Active Duty females;  
ELSE IF XSEXA = 2 and XBNFGRP = 1 THEN XSEX_AD = 2;  
ELSE XSEX_AD = .; /* missing value */
```

[Note: the two methods to insert comments: enclosed within /\* \*/ or beginning with \* and ending with a semicolon]

- Modify existing variables. For example, if the respondent is in region 7, the respondent will be placed in the combined region 7/8:

```
IF XREGION = 7 THEN XREGION = 8
```

- Limit the number of variables. Use a KEEP statement:

```
KEEP XREGION SVCSMPL H12050 H12052;
```

- Limit the number of observations. Use a subsetting IF:

```
/* Keep only TNEX region 3 observations */  
IF XTNEXREG = 3;
```

- Create a new temporary dataset. For example, SVC\_1 is a temporary file of observations for only those respondents in service branch 1 (Army):

```
LIBNAME INFORMA 'F:\HCSDB12\FORMA';  
DATA SVC_1;  
/* Input file is HCSDB12 */  
SET INFORMA.HCSDB12;  
IF SVCSMPL = 1;  
RUN;
```

- Create a new permanent dataset. For example, OUT.SVC\_2 is a permanent dataset only of Navy respondents:

```
LIBNAME INFORMA 'F:\HCSDB12\FORMA';  
LIBNAME OUT 'C:\HCSDB12\FORMA';  
DATA OUT.SVC_2;  
SET INFORMA.HCSDB12;  
IF SVCSMPL = 2;  
RUN;
```

## PROC TABULATE

PROC TABULATE produces summary statistics in a table layout. The table can have up to three dimensions: page, row, and column. Within any dimension, multiple variables can be reported one after another or hierarchically. Useful statistics that are available in PROC TABULATE include:

- N                    number of observations with nonmissing values
- NMISS             number of observations with missing values
- MEAN             the arithmetic mean
- SUM                the sum
- PCTN              percent that one frequency represents of another frequency
- PCTSUM           percent that one sum represents of another sum

The essential elements to execute PROC TABULATE are outlined below (items within < > are not required):

```
PROC TABULATE DATA=your dataset <option list>;  
CLASS class variables;  
VAR analysis variables;  
TABLE << page expression, > row expression, > column expression </ table options >;  
WEIGHT FWRWT;  
RUN;
```

If the input file is to be limited to a specific population, a separate DATA step can precede the TABULATE, or a WHERE statement can be used within the TABULATE procedure. For example, to create a table from only respondents in service branch 1, you would use the following statement after the PROC TABULATE statement:

```
WHERE SVCSMPL = 1;
```

CLASS variables are any variables that are used for grouping; variables such as XTNEXREG, XSEXA, and SVCSMPL are good examples of class variables. Class variables can be either character or numeric and typically have a discrete number of values. Unless MISSING is specified in the options list in the PROC TABULATE statement, any observations with a missing CLASS variable will be dropped from the table.

The VAR statement identifies all analysis variables for a table. Analysis variables must be numeric and can be either discrete or continuous. SAS excludes missing values when computing statistics such as means and percentages.

The WEIGHT statement identifies the numeric variable whose value is used for weighting each *analysis* variable. In the HCSDB for Quarter III, 2012, the weight variable is FWRWT.

The TABLE statement defines the table features. Every variable listed in this statement **must** be classified as either a class variable or an analysis variable in the CLASS or VAR statements. A comma separates each table dimension (page, row, and column). If there are three dimensions, the first is the page, the second is the row, and the last is the column. If there are only two dimensions, the first is the row and the second is the column. Tables with only one dimension are in column form. Each dimension expression is composed of the same following elements:

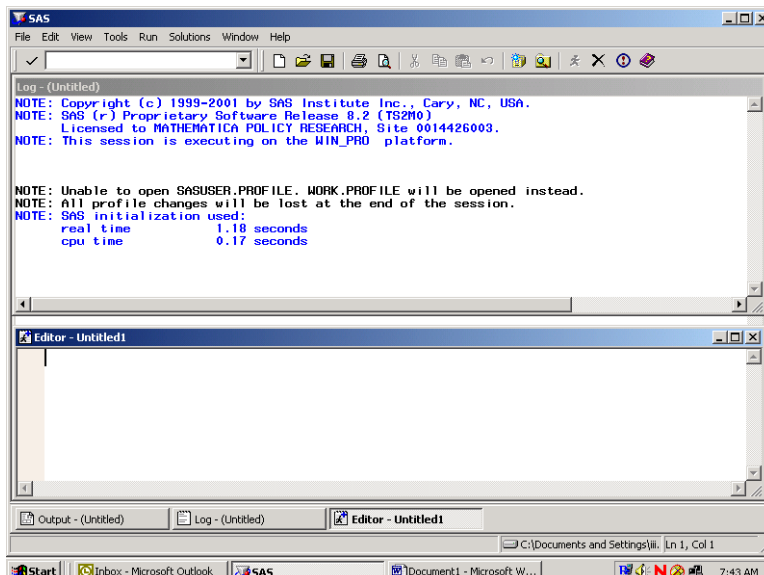
- Analysis variables

- Class variables
- The universal class variable ALL, which summarizes the class variables in the same group or dimension
- Keyword for the statistic to be performed, such as MEAN, SUM, or PCTSUM
- A format modifier, which defines how to format values in cells. For example, F=8.2 will present values with a maximum of 8 positions and 2 digits to the right of the decimal.
- Labels, which temporarily replace variable names and statistic keywords. These labels have the form `=/label/`; for example, `XTNEXREG=TNEX Region` or `MEAN=' '` (to eliminate the word MEAN from the headings).
- Crossing operator \* (asterisk). The asterisk is used to cross elements within the same dimension. For example, you would use `XENRLLMT*XSEXA` to cross enrollment status by sex. The asterisk is also used to connect the statistic (e.g., MEAN, SUM) to the appropriate dimension; for example, to calculate the mean of respondents' satisfaction with all health care in the last 12 months, you would use `H12018 *MEAN`.
- Denominator definitions are enclosed by `< >` (brackets).
- Concatenation operator is a single space between elements in a dimension. For example, to concatenate satisfaction with all health care in the last 12 months with satisfaction with health plan, you would use `H12018 H12048`.
- Grouping is accomplished with parentheses. Below is an example of grouping, concatenation, and crossing within a single dimension:

**`(XBNFGRP ALL)*XSEXA`**

### The SAS Display Manager System

The SAS Display Manager system provides an interactive tool for running SAS commands, like those given above, in the Windows environment. Double clicking the SAS icon on the desktop begins the SAS session. When you first enter SAS version 8, the following screen opens.

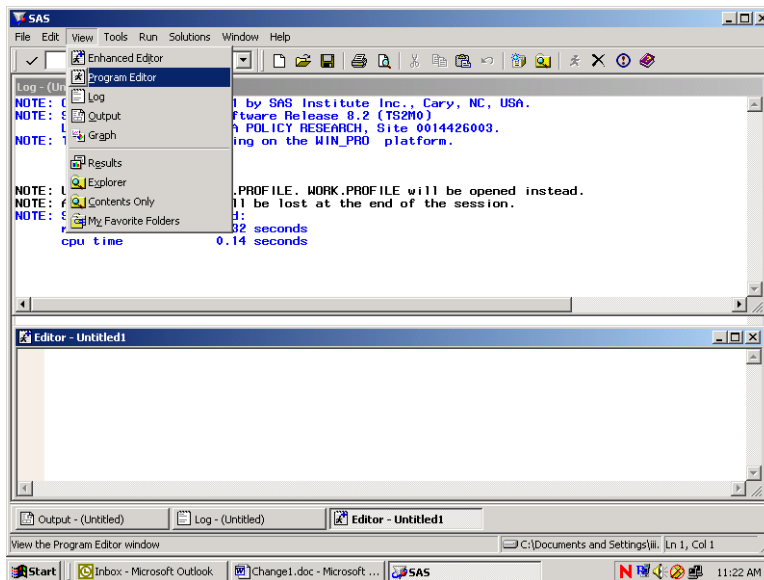


The screen is divided into two windows, a Log window above and an Editor window below.

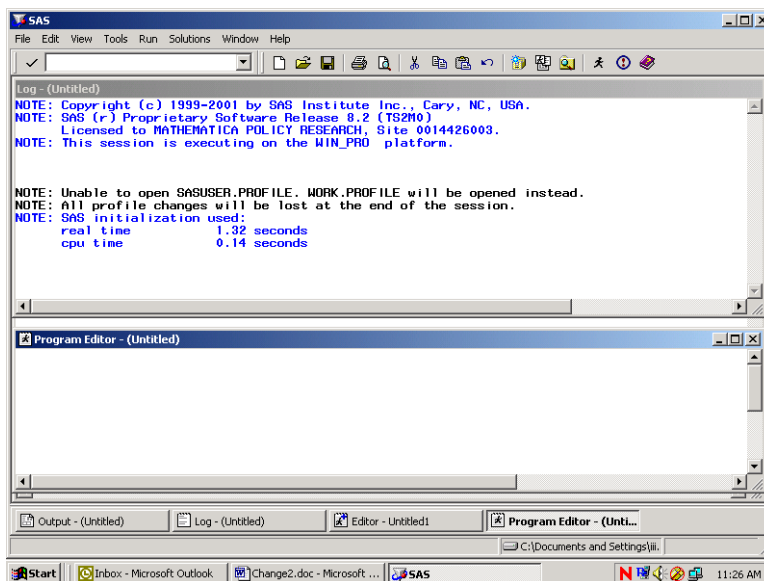
The Window Bar at the bottom of the screen includes tabs for the Log and Editor windows with an additional tab for the Output Window. Clicking on the Output tab will open the Output window. The instructions in this document will outline options for setting up the Editor and for displaying the windows themselves.

The default editor for version 8 is the SAS Enhanced Editor which is color coded to check SAS syntax. Another editing option is to use the Program Editor which includes line editing options. We will describe procedures for setting up the Program Editor.

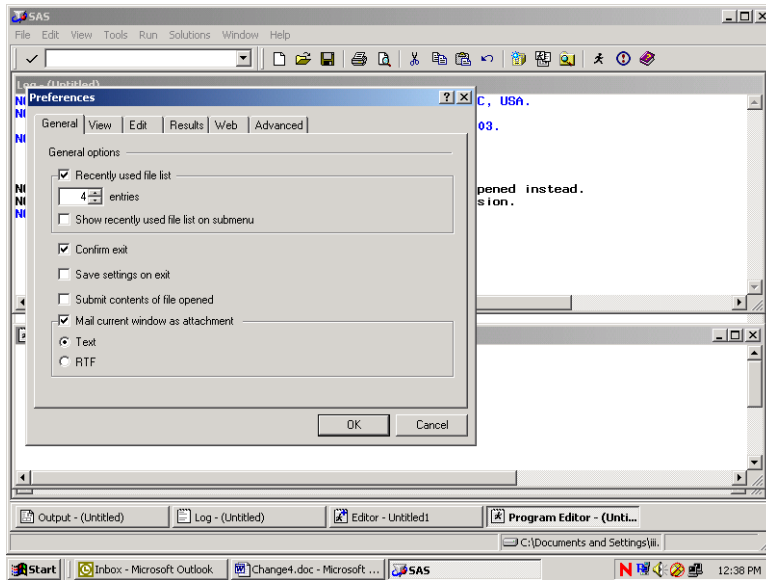
Click on View and select Program Editor as in the following:



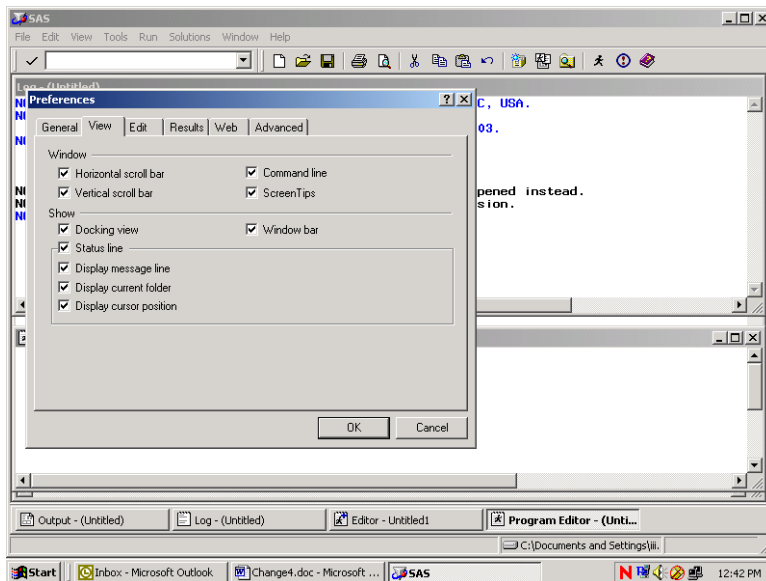
The lower Editor Window has now changed to Program Editor as in the following screen:



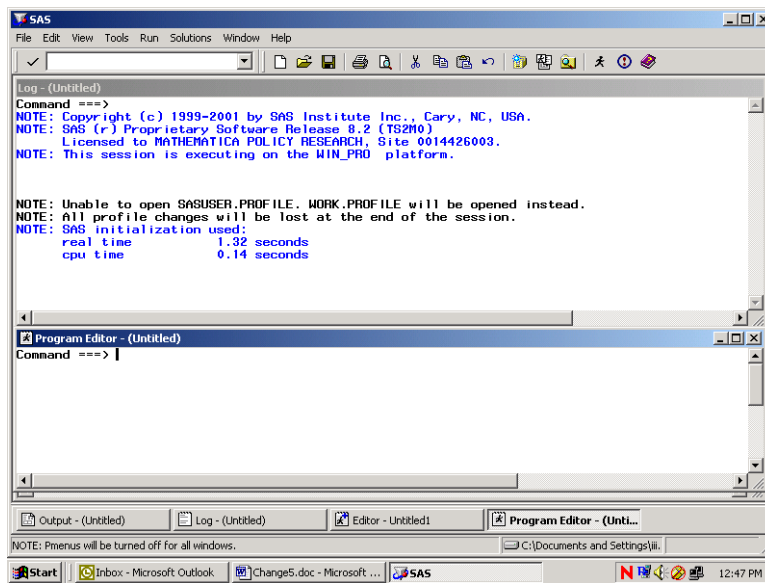
Open the Tools menu and choose Options and Preferences.



Many of these settings are system default options. To add a command line to the three windows, do the following. Click on the View tab and click in the box opposite **Command Line** as follows:



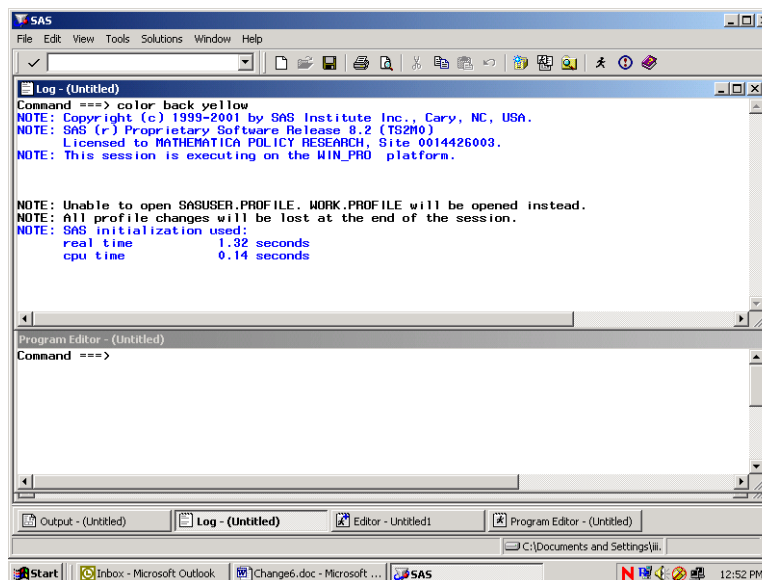
Click on OK and a command line will be added as in the screen below.



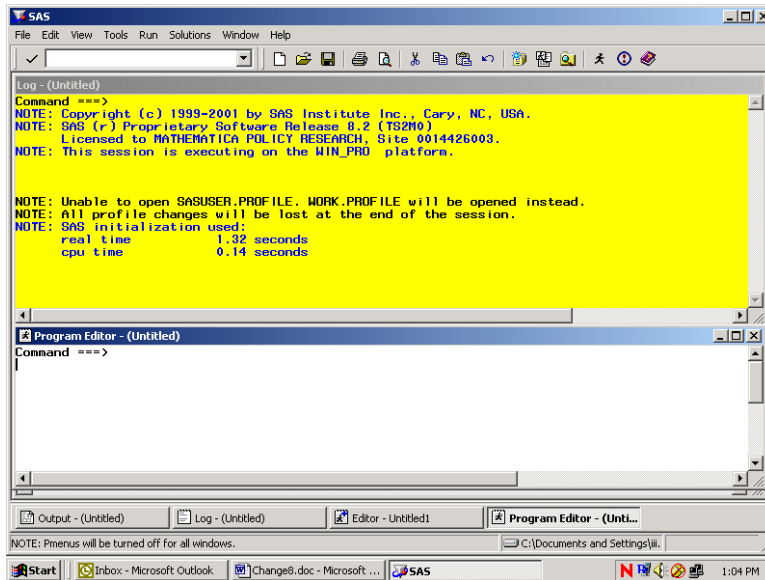
Each window shows the word **Command** followed by an arrow. Commands may be typed at this location. To arrive at the command line, depress the **Home** button on your keyboard. The cursor will appear opposite the arrow.

Toggling among the windows may be accomplished by typing the desired window name at the command line and pressing **Enter**. SAS recognizes **Pgm** as the abbreviated reference to the Program Editor and **Out** as a shortened name for the Output window. A few keystrokes allow you to navigate among the windows. For example, the command line lets you continue to customize our SAS session as follows.

In order to more easily distinguish between the SAS windows, it may be preferable to change the background color of selected windows. As an example, set the background color of the Log window to yellow and the Output window to gray. Press the **Home** key to arrive at the command line. Type **Log** opposite the arrow to toggle to the Log window. Type the command, **color back yellow** (or some other color) on the command line. Your screen will resemble the following.

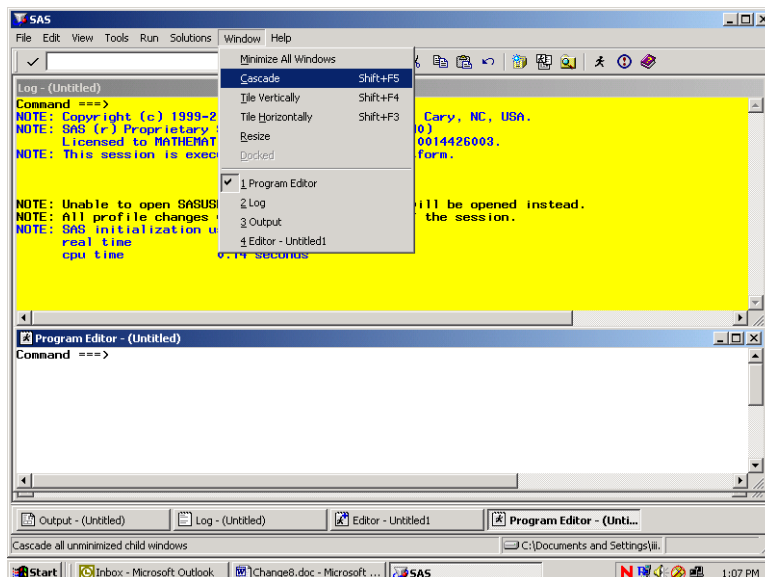


Press **Enter** to process the commands and the window will shade to yellow. Toggle to the Output window by typing **Out** and keying **Enter**. Type **color back gray** and key **Enter**. Return to the Program Editor and the screen will look like the following.



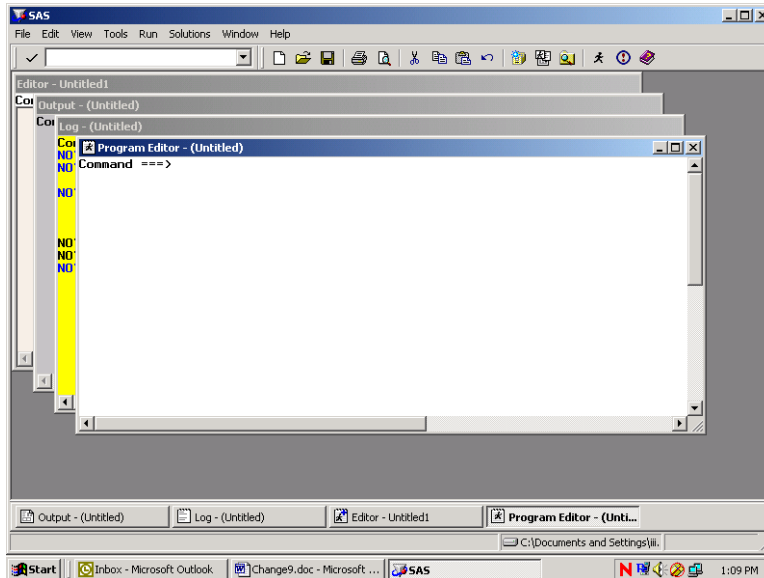
All SAS statements for building and processing SAS datasets are typed into the Program editor. A SAS session may involve typing statements like the ones above for library reference, computing new variables, data steps, etc. Entering a long series of statements in such a small space may be awkward, so another arrangement for the windows may be preferable.

*Cascading* the windows is one option. To cascade the windows, open the **Window** menu, and choose **Cascade** as indicated in the following.

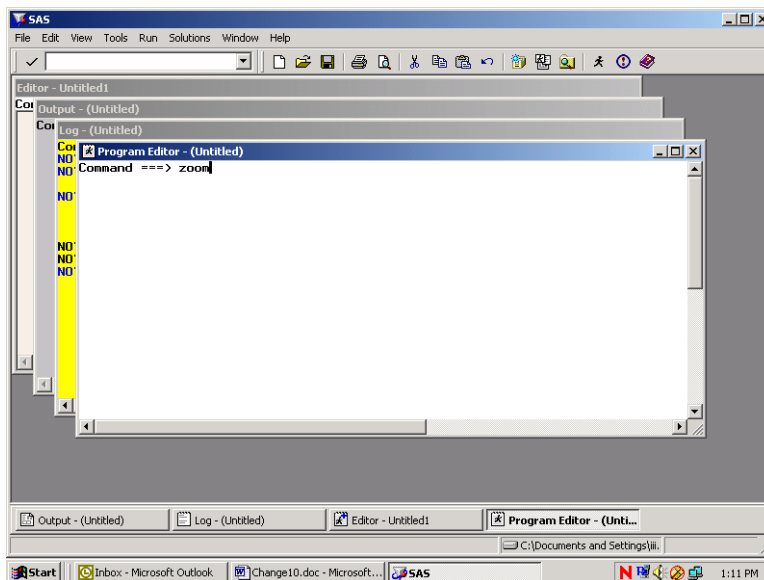




Clicking the option Cascade produces the following result.

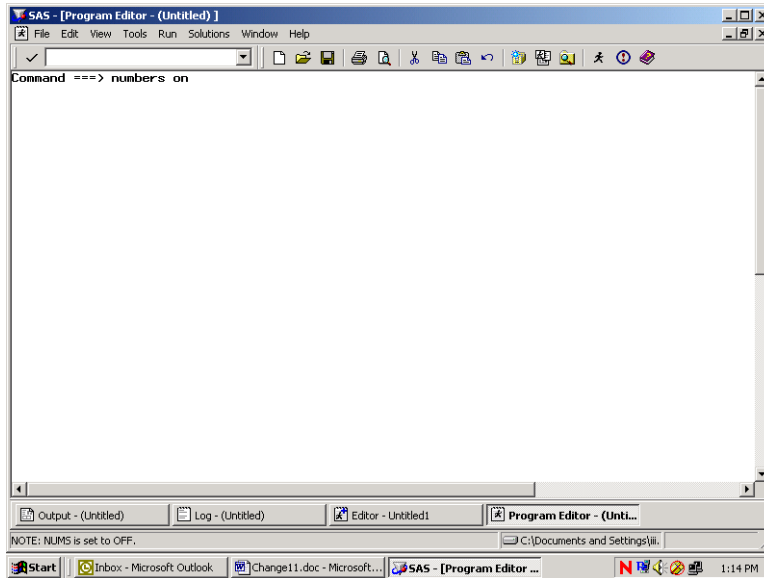


Each window is partly superimposed on the other. The colors distinguish between windows at a glance. With the Program Editor in front, SAS statements may be typed there with relative ease. As a final option, you can enlarge the Program Editor to fill the entire screen. At the command line, type **zoom** as in the following:

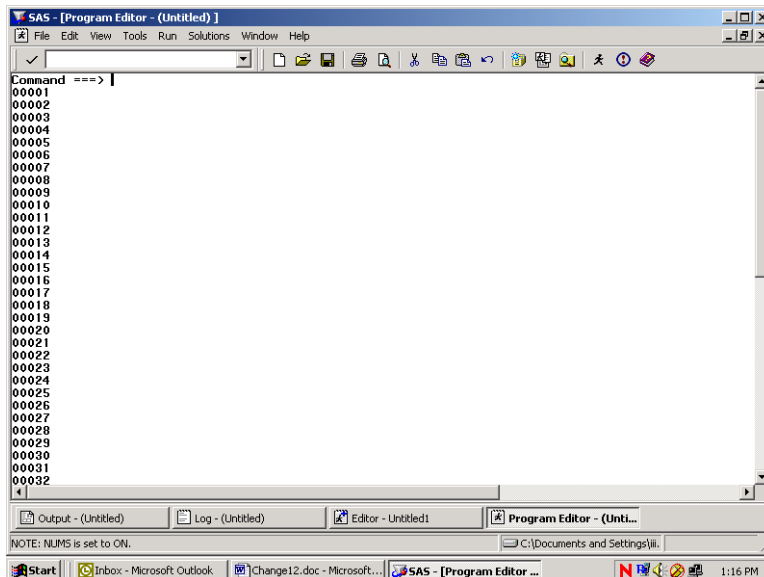


The window changes to fill the screen.

One more option for customizing screens is explained below. This involves adding line numbers to the editing environment in the Program Window. After adding the line numbers, many useful line-editing commands become available (see the SAS Manual). At the **Command** line type “numbers on” as in the following screen.



The line numbers appear at the left of the full screen Program Editor as in the screen below, and the SAS statements can be typed into the screen and edited.



Below is an example of a PROC TABULATE to construct a table of health status and respondent's weight by beneficiary group and gender for respondents in TNEX region 3. Beneficiary group (XBNFGRP) and sex (XSEXA) are both class variables with a discrete number of values. The columns of the table are beneficiary group broken out by sex, a total for each beneficiary group, and a region total. The variables (H12072 and H12065) are the analysis variables appearing as the rows of the table. The statistic that we want to see is the weighted mean of these variables for each group in the table and for the entire region as a whole.

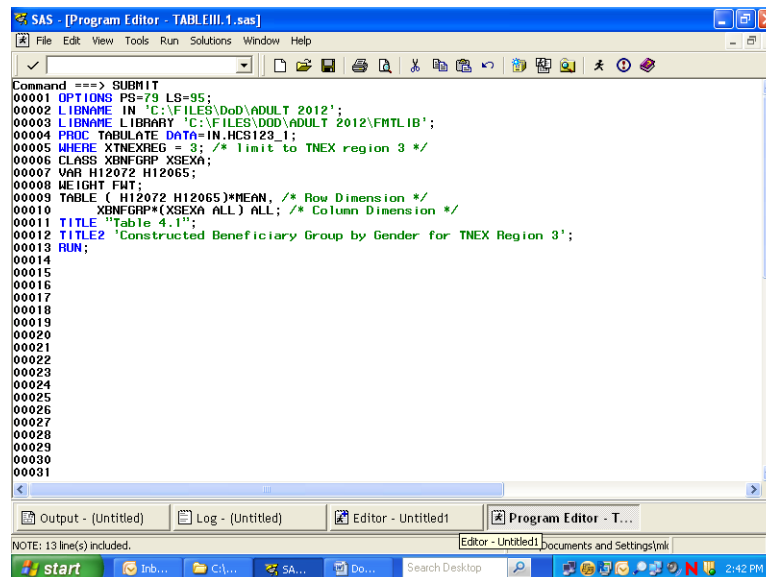
Enter the following SAS statements into the **Program Editor**.

```

OPTIONS PS=79 LS=95;
LIBNAME IN 'C:\FILES\DoD\ADULT 2012';
LIBNAME LIBRARY 'C:\FILES\DoD\ADULT 2012\FMTLIB';
PROC TABULATE DATA=IN.HCS123_1;
WHERE XTNEXREG = 3; /* limit to TNEX Region 3 */
CLASS XBNFGRP XSEXA;
VAR H12072 H12065;
WEIGHT FWT;
TABLE (H12072 H12065)*MEAN, /* Row Dimension */
      XBNFGRP*(XSEXA ALL) ALL; /* Column Dimension */
TITLE "Table 4.1";
TITLE2 'Constructed Beneficiary Group by Gender for TNEX Region 3';
RUN;

```

Key **Home** and type the command **SUBMIT** on the Command Line. **Submit** instructs the SAS system to process the commands written in the Program Editor. Your screen should resemble the following.



```

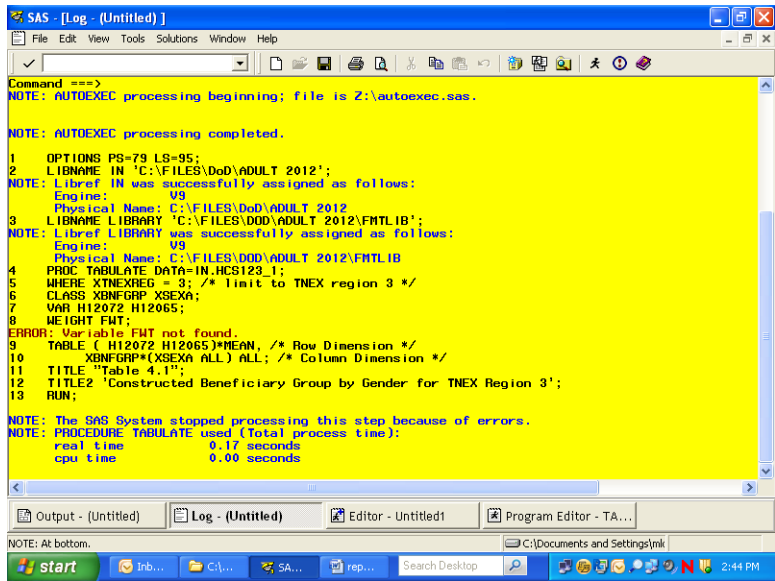
SAS - [Program Editor - TABLEIII.1.sas]
File Edit View Tools Run Solutions Window Help
Command ==> SUBMIT
00001 OPTIONS PS=79 LS=95;
00002 LIBNAME IN 'C:\FILES\DoD\ADULT 2012';
00003 LIBNAME LIBRARY 'C:\FILES\DoD\ADULT 2012\FMTLIB';
00004 PROC TABULATE DATA=IN.HCS123_1;
00005 WHERE XTNEXREG = 3; /* limit to TNEX region 3 */
00006 CLASS XBNFGRP XSEXA;
00007 VAR H12072 H12065;
00008 WEIGHT FWT;
00009 TABLE ( H12072 H12065)*MEAN, /* Row Dimension */
00010         XBNFGRP*(XSEXA ALL) ALL; /* Column Dimension */
00011 TITLE "Table 4.1";
00012 TITLE2 'Constructed Beneficiary Group by Gender for TNEX Region 3';
00013 RUN;
00014
00015
00016
00017
00018
00019
00020
00021
00022
00023
00024
00025
00026
00027
00028
00029
00030
00031
NOTE: 13 line(s) included.

```

Enter the Submit command, and the SAS statements disappear from the Program Editor. If a table is successfully produced, the Output window will open and the table will be displayed. If no output is produced, then SAS has encountered an error. SAS statements about the error can be seen

and evaluated in the Log window. In all cases, the Log window should be carefully examined after SAS statements are processed. SAS may produce a table even if there are errors in the program, so the table may not be correct.

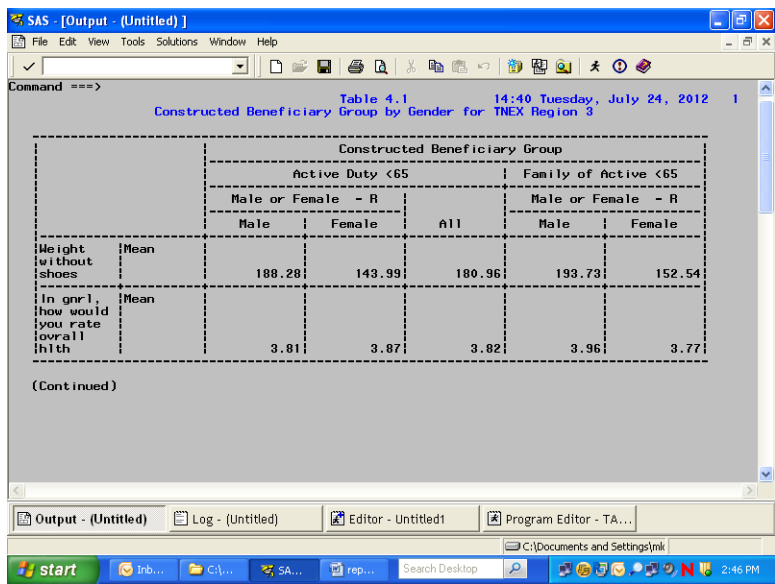
No table was produced for this run. The error is indicated in the Log Window as shown below.



The variable FWT was not found in the dataset. Type **Pgm** on the Command line to return to the Program Editor. Type **Recall** on the Command line and the program statements will reappear in the window.

You can correct the error by entering FWRWT, the correct variable name, in the weight statement. Then, rerun the procedure.

The corrected program produces the following output.



The result of this process is Table 4.1.

Note that the TITLE statement defines the heading for each page. Titles of more than one line are entered as TITLE, TITLE2, etc.

Table 4.1  
Constructed Beneficiary Group by Gender for TNEX Region 3

		Constructed Beneficiary Group				
		Active Duty <65			Family of Active <65	
		Male or Female - R			Male or Female - R	
		Male	Female	All	Male	Female
Weight without shoes	Mean	188.28	143.99	180.96	193.73	152.54
In gnrl, how would you rate overall hlth	Mean	3.81	3.87	3.82	3.96	3.77

(Continued)

Table 4.1  
Constructed Beneficiary Group by Gender for TNEX Region 3

		Constructed Beneficiary Group				
		Ret/Surv/Fam <65			Ret/Surv/Fam 65+	
		Family of Active <65			Male or Female - R	
		All	Male	Female	All	Male
Weight without shoes	Mean	154.81	198.79	158.10	177.52	189.68
In gnrl, how would you rate overall hlth	Mean	3.78	3.56	3.48	3.52	3.55

(Continued)

Table 4.1  
 Constructed Beneficiary Group by Gender for TNEX Region 3

		Constructed Beneficiary Group		
		Ret/Surv/Fam 65+		
		Male or Female	All	All
Weight without shoes	Mean	154.44	172.60	173.55
In gnr1, how would you rate overall health	Mean	3.30	3.43	3.61

### Using Formats

The format library is the key to interpreting values of discrete variables. For example, in the program above, the format library found at C:\FILES\DoD\ADULT 2012\FMTLIB indicates that a Value of 1 for XSEXA means male, and a value of 2 for XSEXA means female. Similarly, if XBNFGRP equals 1, the respondent is Active Duty; if XBNFGRP equals 2, the respondent is a family member of Active Duty personnel; if XBNFGRP equals 3, the respondent is an under-65 retiree or a survivor or one of their family members; if XBNFGRP equals 4, the respondent is a 65-or-over retiree, survivor, or one of their family members.

Since formats are associated with the variables in the HCSDB, formatting is automatic as long as SAS can locate the format library. Error messages will result if the LIBNAME LIBRARY statement is not present. If the format library is not available for some reason, use the statement

**FORMAT \_ALL\_;**

within the PROC TABULATE to prevent SAS from searching for the missing format library. The default formats in the format library were used to produce the table described in the previous section.

### Table Appearance

Format modifiers and temporary labels improve the appearance of a table. In Table 4.1, the values of the statistics are of the form xxx.xx. If each cell is defined to be six positions wide with two positions to the right of the decimal, there is adequate space to keep the table from looking crowded. This is done by crossing the statistic with the format modifier:

**MEAN\*F=6.2**

Labels are attached to all variables in the HCSDB. You can use temporary labels to override the label within the SAS dataset. It is not always necessary to use both the variable label and the formatted values for each value of a class variable. In the previous example, the formatted values of XBNFGRP are Active Duty, family members of Active Duty, etc. which we know to be beneficiary groups; the title

also tells you that these are beneficiary groups. The table can be made attractive by deleting the heading for XBNFGRP by including a blank for the temporary label:

**XBNFGRP=** ' '

Similarly, because the statistic being reported here is a mean, you do not need MEAN on each row. You can add or eliminate a label and include a format modifier to the same variable:

**MEAN=** '\*F=6.2

The headings for XSEX and ALL can be improved:

**XSEX=**'Gender'  
**ALL=**'Group Total' for the ALL that is crossed with XBNFGRP  
**ALL=**'Total' for the TNEX Region 3 total

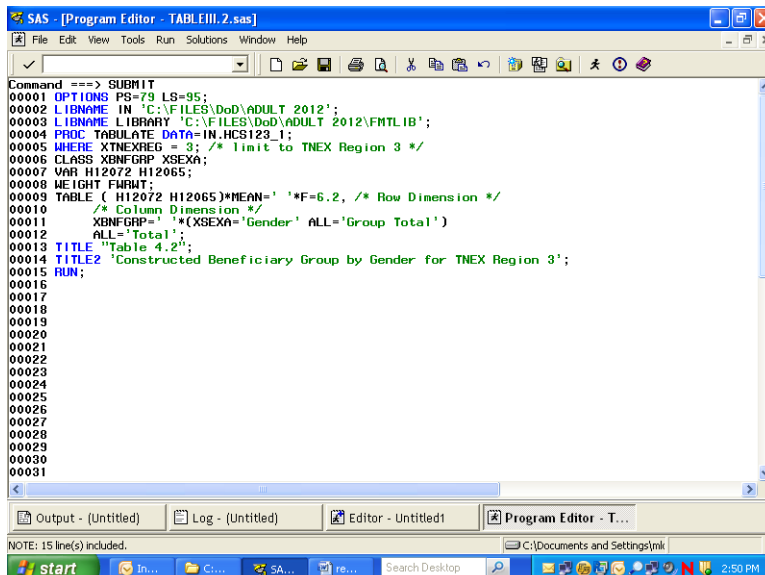
The new program looks like this:

```

OPTIONS PS=79 LS=95;
LIBNAME IN 'C:\FILES\DoD\ADULT 2012';
LIBNAME LIBRARY 'C:\FILES\DoD\ADULT 2012\FMTLIB';
PROC TABULATE DATA=IN.HCS123_1;
WHERE XTNEXREG = 3; /* limit to TNEX Region 3 */
CLASS XBNFGRP XSEX;
VAR H12072 H12065;
WEIGHT FWRWT;
TABLE (H12072 H12065)*MEAN= ' *F=6.2, /* Row Dimension */
/* Column Dimension */
XBNFGRP= ' *(XSEX='Gender' ALL='Group Total')
ALL='Total';

TITLE "Table 4.2";
TITLE2 'Constructed Beneficiary Group by Gender for TNEX Region 3';
RUN;
    
```

Typing these statements into the Program Window produces the following screen.



After the **Submit** command is entered, the following table is displayed in the Output window.

Table 4.2  
Constructed Beneficiary Group by Gender for TNEC Region 3

	Active Duty <65			Family of Active <65			Ret/Surv/Fam <65			Ret/S-
	Gender			Gender			Gender			urv/F-
	Male	Female	Group Total	Male	Female	Group Total	Male	Female	Group Total	am 65+
Weight without shoes	188.28	143.99	180.96	193.73	152.54	154.81	198.79	158.10	177.52	189.68
In gnrl, how would you rate overall hlth	3.81	3.87	3.82	3.96	3.77	3.78	3.56	3.48	3.52	3.55

(Continued)

The resulting output is in Table 4.2.

Table 4.2  
Constructed Beneficiary Group by Gender for TNEC Region 3

	Active Duty <65			Family of Active <65			Ret/Surv/Fam <65			Ret/S-
	Gender			Gender			Gender			urv/F-
	Male	Female	Group Total	Male	Female	Group Total	Male	Female	Group Total	am 65+
Weight without shoes	188.28	143.99	180.96	193.73	152.54	154.81	198.79	158.10	177.52	189.68
In gnrl, how would you rate overall hlth	3.81	3.87	3.82	3.96	3.77	3.78	3.56	3.48	3.52	3.55

(Continued)



Table 4.2  
 Constructed Beneficiary Group by Gender for TNEC Region 3

		Ret/Surv/Fam		
		65+		
		Gender		
		Female	Total	Total
Weight				
without				
shoes		154.44	172.60	173.55
In gnr1,				
how would				
you rate				
ovrall				
hlth		3.30	3.43	3.61

Although the label for MEAN is deleted, there is still a space in the table for this label. You can eliminate this blank space by using the TABLE option of ROW=FLOAT. SAS row headings are automatically allocated; you can override this by using the TABLE option of RTS=n where n is an integer value specifying the number of print positions to be used for row headings. If you decide that we don't need the label 'Gender' for XSEXA because 'male' and 'female' are self-explanatory, the revised program is as follows:

```

OPTIONS PS=79 LS=95;
LIBNAME IN 'C:\FILES\DoD\ADULT 2012';
LIBNAME LIBRARY 'C:\FILES\DoD\ADULT 2012\FMTLIB';
PROC TABULATE DATA=IN.HCS123_1;
WHERE XTNECREG = 3; /* limit to TNEC Region 3 */
CLASS XBNFGRP XSEXA;
VAR H12072 H12065;
WEIGHT FWRWT;
TABLE (H12072 H12065)*MEAN= ' *F=6.2, /* Row Dimension */
/* Column Dimension */
XBNFGRP= ' *(XSEXA= ' ALL='Group Total')
ALL='Total' / ROW=FLOAT RTS=32;
TITLE "Table 4.3";
TITLE2' Constructed Beneficiary Group by Gender for TNEC Region 3';
RUN;
    
```

Typed into the Program Window, the revised program appears as follows.

```

SAS - [Program Editor - TABLEIII.3.sas]
File Edit View Tools Run Solutions Window Help
Command ==> SUBMIT
00001 OPTIONS PS=73 LS=95;
00002 LIBNAME IN 'C:\FILES\DoD\ADULT 2012';
00003 LIBNAME LIBRARY 'C:\FILES\DoD\ADULT 2012\FMTLIB';
00004 PROC TABULATE DATA=IN.HCS123_1;
00005 WHERE XTNEXREG = 3; /* limit to TNEX region 3 */
00006 CLASS XBNFGRP XSEXa;
00007 VAR H12072 H12065;
00008 HEIGHT FWRHT;
00009 TABLE ( H12072 H12065)*MEAN=' *F=6.2, /* Row Dimension */
00010 /* Column Dimension */
00011 XBNFGRP' *XSEXa' , ALL='Group Total')
00012 ALL='Total'/ROW=FLOAT RTS=32;
00013 TITLE "Table 4.3";
00014 TITLE2 "Constructed Beneficiary Group by Gender for TNEX Region 3";
00015 RUN;
00016
00017
00018
00019
00020
00021
00022
00023
00024
00025
00026
00027
00028
00029
00030
00031

```

The output table is displayed in the Output Window as follows.

Command ==> Table 4.3 14:40 Tuesday, July 24, 2012 6  
Constructed Beneficiary Group by Gender for TNEX Region 3

	Active Duty <65			Family of Active <65			Ret/Surv/Fam <65		
	Male	Female	Group Total	Male	Female	Group Total	Male	Female	Group Total
Height without shoes	188.28	143.99	180.96	193.73	152.54	154.81	198.79	158.10	177.52
In gnr1, how would you rate overall hith	3.81	3.87	3.82	3.96	3.77	3.78	3.56	3.48	3.52

(Continued)

The result is Table 4.3.

Table 4.3  
Constructed Beneficiary Group by Gender for TNEX Region 3

	Active Duty <65			Family of Active <65			Ret/Surv/Fam <65		
	Group			Group			Group		
	Male	Female	Total	Male	Female	Total	Male	Female	Total
Weight without shoes	188.28	143.99	180.96	193.73	152.54	154.81	198.79	158.10	177.52
In gnrl, how would you rate ovrall hlth	3.81	3.87	3.82	3.96	3.77	3.78	3.56	3.48	3.52

(Continued)

Table 4.3  
Constructed Beneficiary Group by Gender for TNEX Region 3

	Ret/Surv/Fam 65+			
	Group			Total
	Male	Female	Total	Total
Weight without shoes	189.68	154.44	172.60	173.55
In gnrl, how would you rate ovrall hlth	3.55	3.30	3.43	3.61

### Calculating Percents

When calculating percentages, it is necessary to appropriately define the denominator. To calculate a column percentage, the denominator definition must include all *class* variables that define the *row*. For example, if you want to look at the percentage of people in region 2 and each branch of service who answered yes (or no) to variable H12052, 'Have you ever smoked at least 100 cigarettes in your entire life?', your TABLE statement in the TABULATE procedure would look like this:

```
WHERE XTNEXREG = 2;
TABLE H12052 ALL='Total',
(All='Service Total' SVCSMPL)*PCTN<H12052 ALL>='Percent';
```

Table 4.4 includes a program and its output for calculating column percentages. The program statements in the Program Editor appear as follows.

```

SAS - [Program Editor - TABLEIII.4.sas]
File Edit View Tools Run Solutions Window Help
Command ==> SUBMIT
00001 OPTIONS PS=79 LS=95;
00002 LIBNAME IN 'C:\FILES\DoD\ADULT 2012';
00003 LIBRARY 'C:\FILES\DoD\ADULT 2012\FMTLIB';
00004 PROC TABULATE DATA=IN.HCS123_1;
00005 WHERE XTNEXREG = 2; /* Limit to Region 2 */
00006 CLASS H12052 SVCSMPL;
00007 MEIGHT FIBRBT;
00008 TABLE H12052 ALL='Total',
00009 (ALL='Region Total' SVCSMPL=' '*
00010 (N=#*F=5.0 PCTN(H12052 ALL)=%*F=6.2)
00011 /RTS=25;
00012 TITLE 'Table 4.4';
00013 TITLE2 'Have You Ever Smoked At Least 100 Cigarettes In Your Entire Life';
00014 TITLE3 'for Service Branches within TNEX Region 2';
00015 RUN;
00016
00017
00018
00019
00020
00021
00022
00023
00024
00025
00026
00027
00028
00029
00030
00031
NOTE: 15 Line(s) recalled.

```

The submitted statements produce the following output.

Table 4.4 14:40 Tuesday, July 24, 2012 8  
Have You Ever Smoked At Least 100 Cigarettes In Your Entire Life  
for Service Branches within TNEX Region 2

	Region Total		Army		Navy		Marine Corps		Air Force	
	#	%	#	%	#	%	#	%	#	%
Smoked at least 100 cigarettes in life										
Yes	1064	37.11	330	37.97	216	45.47	38	37.25	439	33.77
No	1803	62.89	539	62.03	259	54.53	64	62.75	861	66.23
Total	2867	100.00	869	100.00	475	100.00	102	100.00	1300	100.00

(Continued)

Table 4.4  
Have You Ever Smoked At Least 100 Cigarettes In Your Entire Life  
for Service Branches within TNEX Region 2

	Region Total		Army		Navy		Marine Corps		Air Force	
	#	%	#	%	#	%	#	%	#	%
Smoked at least 100 cigarettes in life										
Yes	1064	37.11	330	37.97	216	45.47	38	37.25	439	33.77
No	1803	62.89	539	62.03	259	54.53	64	62.75	861	66.23
Total	2867	100.00	869	100.00	475	100.00	102	100.00	1300	100.00

(Continued)

Table 4.4  
Have You Ever Smoked At Least 100 Cigarettes In Your Entire Life  
for Service Branches within TNEX Region 2

	Coast Guard		Other/Unknown	
	#	%	#	%
Smoked at least 100 cigarettes in life				
Yes	39	38.61	2	10.00
No	62	61.39	18	90.00
Total	101	100.00	20	100.00

The statistic N is included with PCTN to make it easier to verify that the denominator definitions have been set up properly. After you check to see that the percentages are accurate, the N statistic can be removed. Note that the output for Table 4.4 is unweighted. The N statistic (and PCTN statistic) is always unweighted even if a WEIGHT statement is included.

Similarly, if you want to look at the percentage of TRICARE enrollees (and non-enrollees) by gender who report having smoked at least 100 cigarettes in their lifetime, this would be a row percentage. To calculate a row percentage, the denominator definition must include all *class* variables that define the *column*. Your TABLE statement would look like this:

```
TABLE H12052 ALL='Total',
XENRLLMT *(XSEXA=' ' All='Group Total')*
PCTN<XENRLLMT*XSEXA XENRLLMT*ALL>='Percent';
```

Notice that there are no parentheses used in the denominator definition. Because parenthetical groupings are not allowed in the denominator definition, all crossings and concatenations must be included. As noted above, the N and PCTN statistic are unweighted counts of CLASS variables. If you want to produce a weighted count and percentage for this table, you would include FWRWT (the 2012 quarterly weight variable) as an analysis variable in the VAR statement and in the column crossing of the TABLE statement; the statistics to be generated should be specified as SUM and PCTSUM. A program and output to demonstrate weighted row percentages appears in Table 4.5.

The following screen shows the new program typed into the Program Editor.

```

SAS - [Program Editor - TABLEIII.5.sas]
File Edit View Tools Run Solutions Window Help
Command ==> SUBMIT
00001 OPTIONS PS=79 LS=95;
00002 LIBNAME IN 'C:\FILES\DoD\ADULT 2012';
00003 LIBNAME LIBRARY 'C:\FILES\DoD\ADULT 2012\FMTLIB';
00004 PROC TABULATE DATA=IN.HCS123_1;
00005 WHERE XTNECREG = 2;
00006 CLASS H12052 XENRLLMT XSEXA;
00007 VAR FWRWT;
00008 TABLE H12052 ALL='Total'
00009 XENRLLMT='*(XSEXA=' ALL='Group Total')*FWRWT='*
00010 (SUM='*F=6.0 PCTSUM<XENRLLMT*XSEXA XENRLLMT*ALL>='*F=5.2)
00011 /RTS=16;
00012 TITLE 'Table 4.5';
00013 TITLE2 'Have You Ever Smoked At Least 100 Cigarettes In Your Entire Life';
00014 TITLE3 'by TRICARE Prime Enrollment and Gender';
00015 RUN;
00016
00017
00018
00019
00020
00021
00022
00023
00024
00025
00026
00027
00028
00029
00030
00031
    
```

These commands produce the following output.

Table 4.5 14:40 Tuesday, July 24, 2012 10  
 Have You Ever Smoked At Least 100 Cigarettes In Your Entire Life  
 by TRICARE Prime Enrollment and Gender

	Active Duty - under 65			Enrolled - under 65		
	Male	Female	Group Total	Male	Female	Group Total
	*   %	*   %	*   %	*   %	*   %	*   %
Smoked at least 100 cigarettes in life						
Yes	117933   12.14	15954   1.64	133886   13.78	144184   14.84	145036   14.93	289220   29.77
No	131185   14.58	44746   4.61	175932   17.99	136118   14.08	357809   37.28	493928   51.23
Total	309118   33.54	60700   6.25	369818   38.79	280302   28.92	502845   52.21	783148   81.02

(Continued)

Here, as above, the SUM statistic is included to help determine the accuracy of the denominator definition.

Additional information about running SAS is available from the SAS Institute. Please consult the appropriate manuals for more detailed information.

See Table 4.5 to view the entire table.

Table 4.5  
Have You Ever Smoked At Least 100 Cigarettes In Your Entire Life  
by TRICARE Prime Enrollment and Gender  
TNEX Region 2 Only

	Active Duty - under 65						Enrolled - under 65						
	Male		Female		Group Total		Male		Female		Group Total		
	#	%	#	%	#	%	#	%	#	%	#	%	
Smoked at least 100 cigarettes in life													
Yes	117933	12.14	15954	1.64	133886	13.78	144184	14.84	145036	14.93	289220	29.77	
No	191185	14.58	44746	3.41	235932	17.99	136118	10.38	357809	27.28	493928	37.65	
Total	309118	13.54	60700	2.66	369818	16.20	280302	12.28	502846	22.02	783148	34.30	

(Continued)

Table 4.5  
Have You Ever Smoked At Least 100 Cigarettes In Your Entire Life  
by TRICARE Prime Enrollment and Gender  
TNEX Region 2 Only

	Not enrolled - under 65						Not enrolled - 65 or over						
	Male		Female		Group Total		Male		Female		Group Total		
	#	%	#	%	#	%	#	%	#	%	#	%	
Smoked at least 100 cigarettes in life													
Yes	76630	7.89	84824	8.73	161453	16.62	228883	23.56	119278	12.28	348161	35.84	
No	93795	7.15	184299	14.05	278093	21.20	99860	7.61	181726	13.85	281587	21.47	
Total	170424	7.46	269122	11.79	439546	19.25	328743	14.40	301004	13.18	629748	27.58	

(Continued)

Table 4.5  
 Have You Ever Smoked At Least 100 Cigarettes In Your Entire Life  
 by TRICARE Prime Enrollment and Gender  
 TNEX Region 2 Only

	Enrolled - 65 or over					
	Male		Female		Group Total	
	#	%	#	%	#	%
Smoked at least 100 cigarettes in life						
Yes	19417	2.00	19417	2.00	38835	4.00
No	8322	0.63	13870	1.06	22191	1.69
Total	27739	1.21	33287	1.46	61026	2.67

## HOW TO MAKE A TABLE USING SPSS

The Quarter III, 2012 Adult HCSDB dataset is in an SPSS format. SPSS is a computer software system used for data management, summarization, and analysis. SPSS can be run interactively, using menus, or in batch mode, using syntax commands. This guide instructs users on how to use SPSS dialog boxes to:

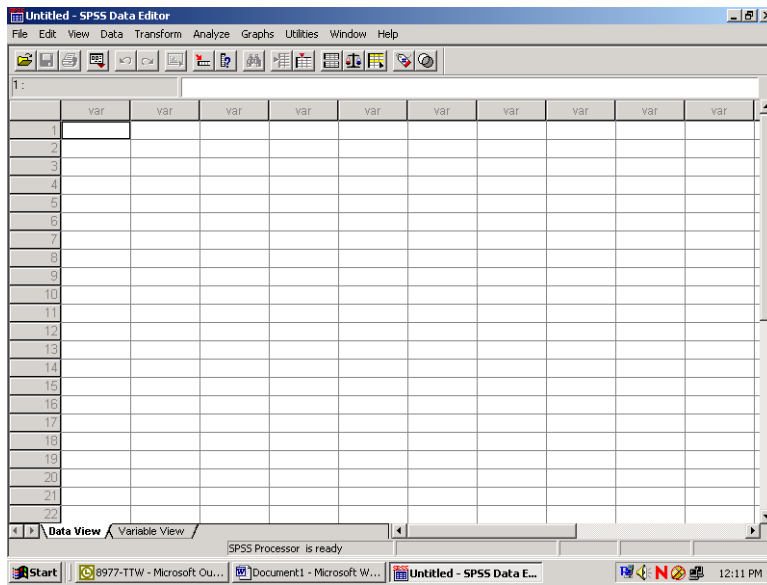
- Construct new variables
- Recode existing variables
- Select cases for analysis
- Weight cases for analysis
- Create customized tables

As you use the dialog boxes, you generate syntax automatically. This syntax may be pasted into a syntax file for future use or for modification.

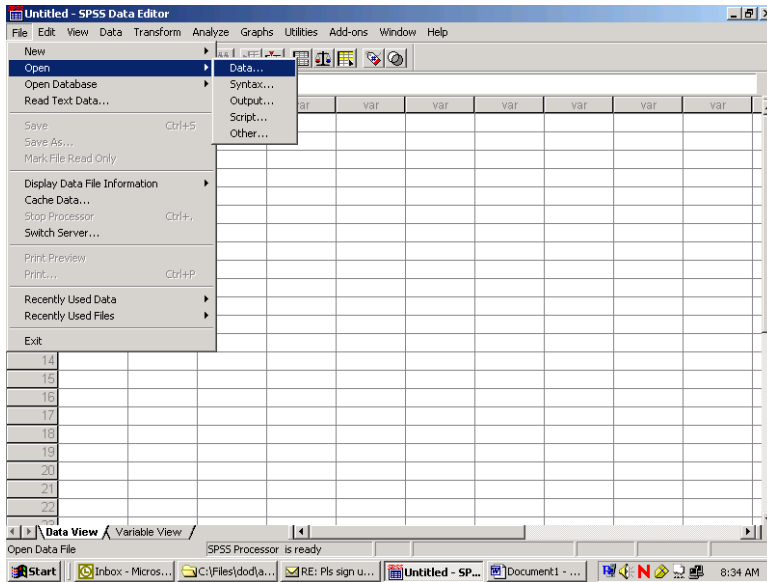
### Locating and opening the data file

To begin an SPSS session, double click on the SPSS icon on your desktop. The Data Editor window will open and present a blank spreadsheet like the following screen:

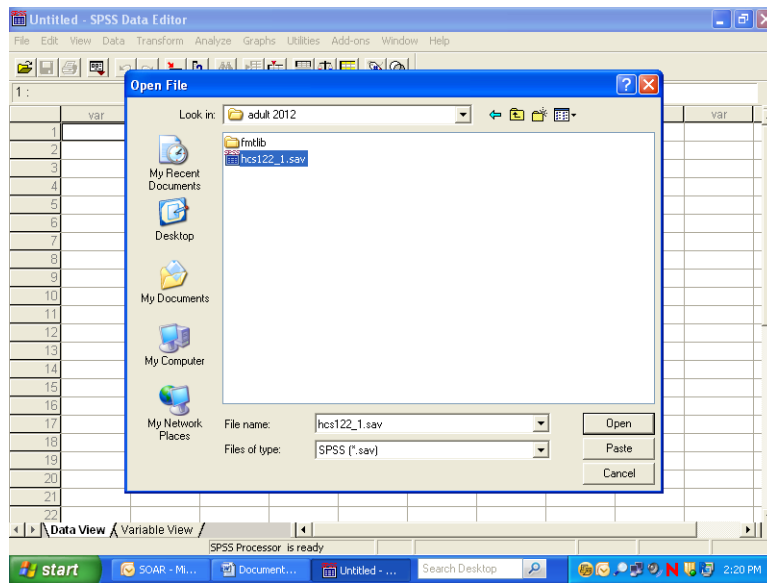




Click on File in the upper left corner to open the following menu:



Select the **Open** option or choose a file from the list displayed. **Open** and **data** produces the following screen:



If the file is not in this directory, navigate through your folders until you locate it. Mark the file and click **Open**. You will be returned to the spreadsheet Data Editor with the file on view. The Quarter III, 2012 Adult HCSDB dataset has been opened and is displayed below.

	MPRID	SVCSMPL	SEXSMPL	STRATUM	ENBGSMP	MPCSMPL	NHFF	QUARTER	D_HEALTH	TNEFX
1	00047772	2	1	1012701	01		2	164 Q3FY2012	19	W
2	00571739	1	1	1011001	01		2	203 Q3FY2012	18	S
3	00762789	4	2	2900305	05		1	441 Q3FY2012	19	W
4	00858979	1	1	1012303	03		2	86 Q3FY2012	17	N
5	01226525	4	2	2900202	02		1	437 Q3FY2012	18	S
6	01293420	4	1	1005501	01		1	117 Q3FY2012	17	N
7	01341692	4	1	1009503	03		2	62 Q3FY2012	17	N
8	01757052	1	2	1005106	06		1	44 Q3FY2012	18	S
9	01761259	4	2	1007403	06		1	163 Q3FY2012	18	S
10	01800695	4	1	1007403	06		1	163 Q3FY2012	18	S
11	01807616	1	1	2900405	05		1	607 Q3FY2012	13	O
12	01809718	4	1	1007401	01		1	148 Q3FY2012	18	S
13	01812814	4	1	1007401	01		1	148 Q3FY2012	18	S
14	01816388	2	2	2900405	02		2	607 Q3FY2012	14	O
15	01825056	2	2	3900404	04		2	1702 Q3FY2012	14	O
16	01830330	1	2	1007403	06		1	163 Q3FY2012	18	S
17	01830567	1	2	2900405	02		2	607 Q3FY2012	15	O
18	01864231	1	2	1007403	06		1	163 Q3FY2012	18	S
19	01873985	4	1	2900405	05		1	607 Q3FY2012	13	O
20	01882149	3	2	1028003	03		1	125 Q3FY2012	19	W
21	01920957	4	1	1001901	01		2	137 Q3FY2012	19	W
22	01922490	2	1	2900405	05		1	607 Q3FY2012	14	O

### Constructing new variables

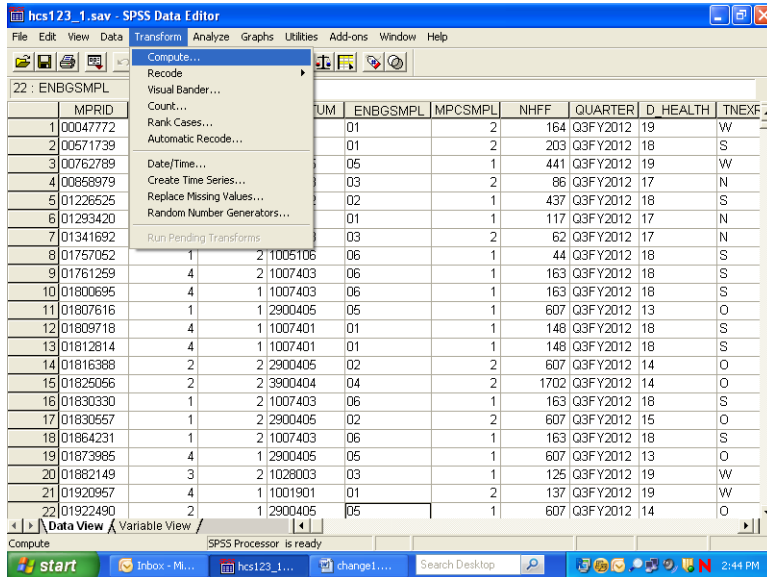
Data can be evaluated from many different aspects. It is sometimes useful to build new variables from combinations of the existing ones and to examine their distributions.

For example, the variable in the file for beneficiary group at the time of sampling is called *xbnfgpr*, and the variable for sex is *xsexa*. The value 1 for *xbnfgpr* indicates that the individual is on Active Duty. The relationships for constructing a new variable of Active Duty by sex are:

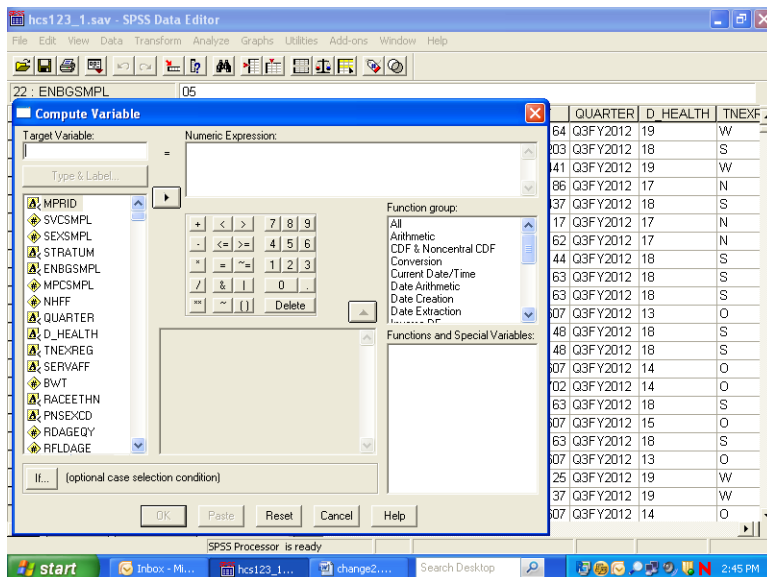
Active-Duty-males: **xsexa=1 and XBNFGRP=1**

Active-Duty-females: **xsexa=2 and XBNFGRP=1**

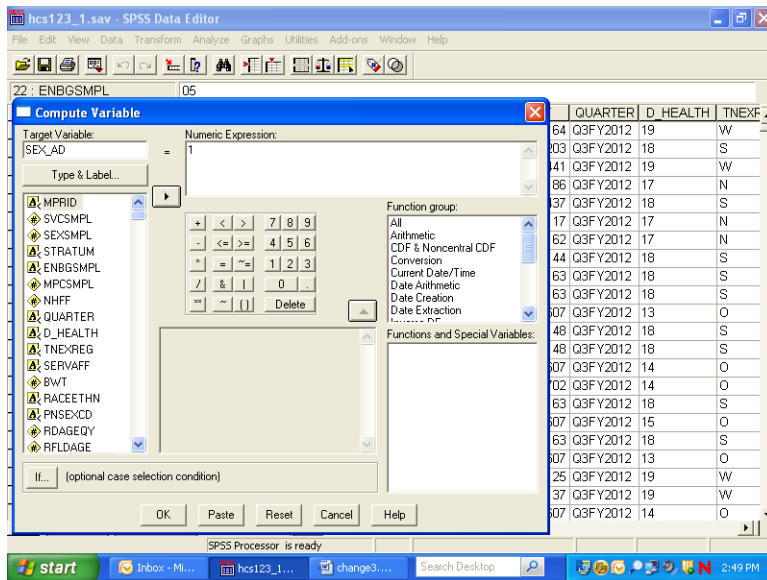
Open the Transform menu and select Compute as in the following:



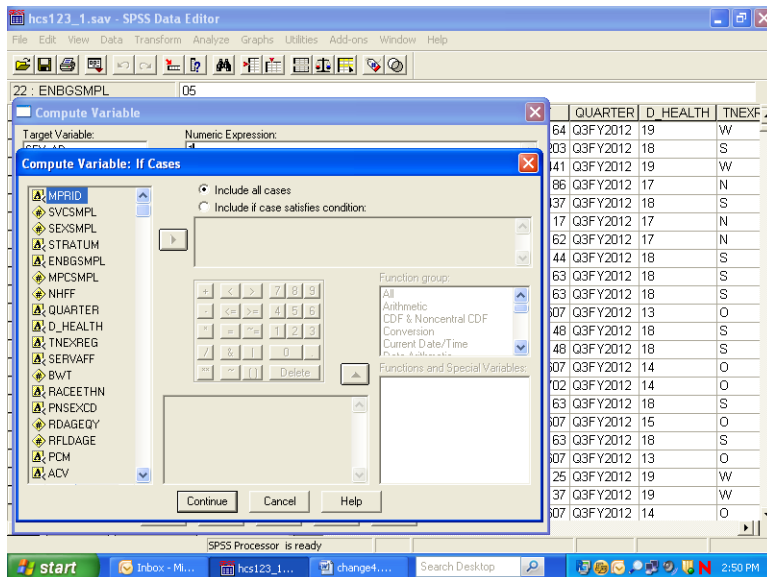
The following dialog box will open:



You can build the new variable in two steps to express the two conditions. The first task is to give the new variable a name and its first value. Enter the Target Variable slot and name the new variable **sex\_ad**. Next, assign the value 1 to **sex\_ad** by entering it into the slot for Numeric Expression. Your screen should look like the following:

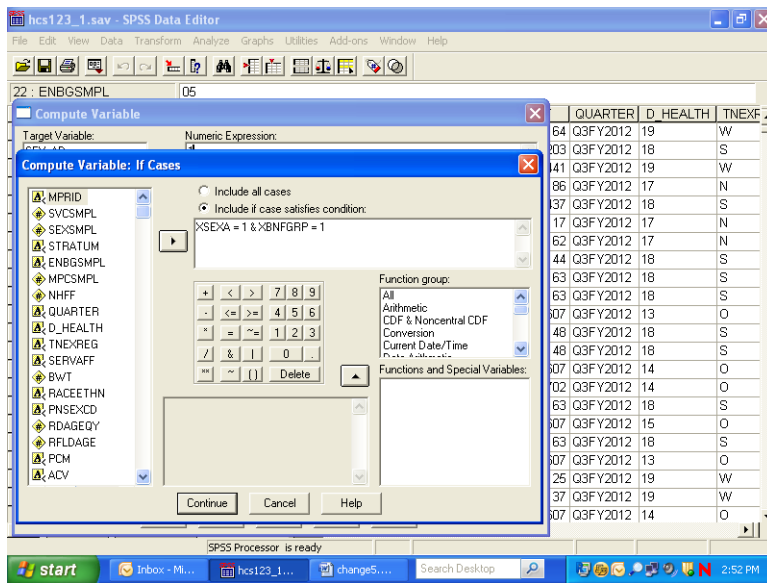


Once you we have assigned the value 1 to sex\_ad, you can build the condition that qualifies the assignment. Click on If and open the following dialog box:

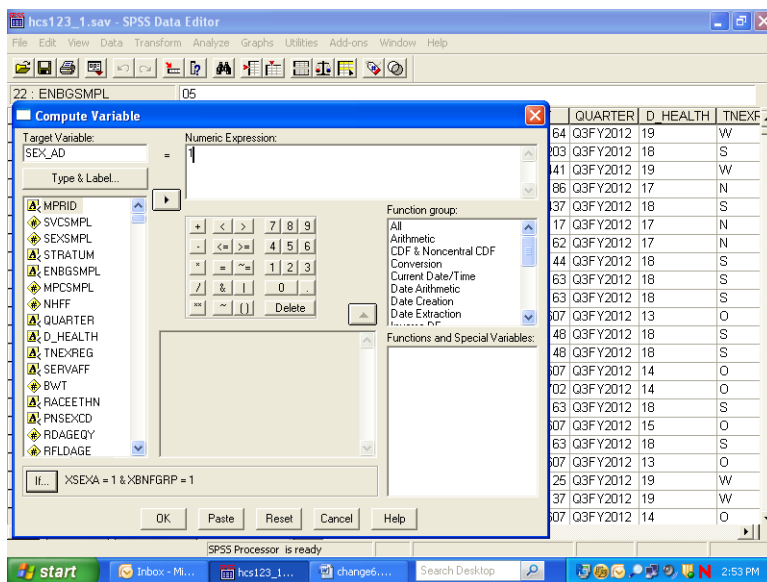


Click on the circle indicating Include if case satisfies condition, and the black dot will move to that circle. The slot underneath will open, ready for your input. Build the "if" condition. Write it directly into the slot or move the elements into the slot from the given options. Add the elements xsexa = 1 & xbnfgrp = 1.

The screen should resemble the following:



Click on Continue and return to the previous screen, which will now look like this:



Your condition will be written next to the If button. Click on OK to exit the dialog box, and the variable sex\_ad will be created with its value set to 1.

The next step is to build the second condition for the new variable, which will set it to the value 2. Reopen the Compute dialog box. The commands you just gave still appear in the dialog box. Simply assign the value 2 to sex\_ad, press If, and enter the new condition to identify Active Duty females. Click Continue, and finish with OK. The condition, if xsex\_a = 2 and xbnfgrp = 1, will be added to the new variable sex\_ad.

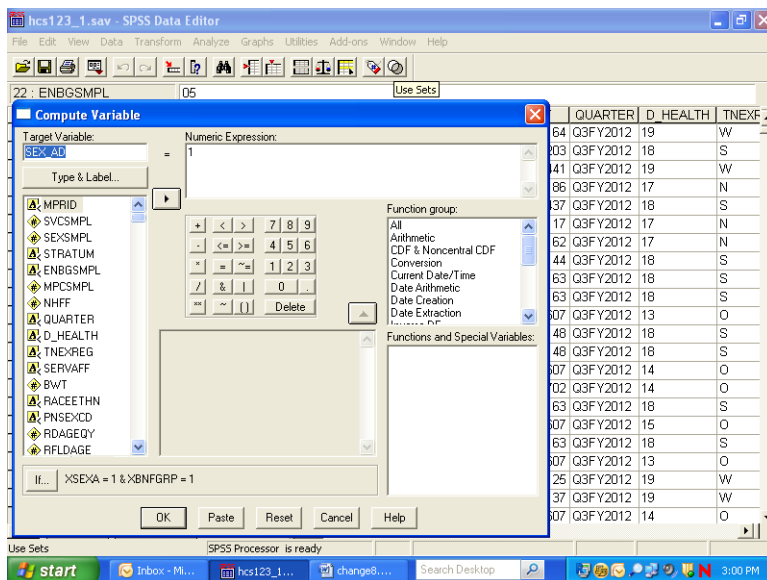
Once you have created a new variable, you may want to add it permanently to the dataset. The new variable is computed for each case in the file and added to the view in the Data Window after the last variable in the dataset. The variable name is the column heading.

Since the HCSDB data set carries Read-Only status to protect it from corruption, changes to it cannot be saved. At the end of the day, when the work session ends and you exit SPSS, the file will revert to its former status and the new variables will be lost. The solution is to save the dataset under a new name when you exit. Choose the Save As option on the File menu, and you will be prompted to name the file and to save it in a folder of your choosing. Give the file a new name and save it. Open the new expanded file anytime for processing.

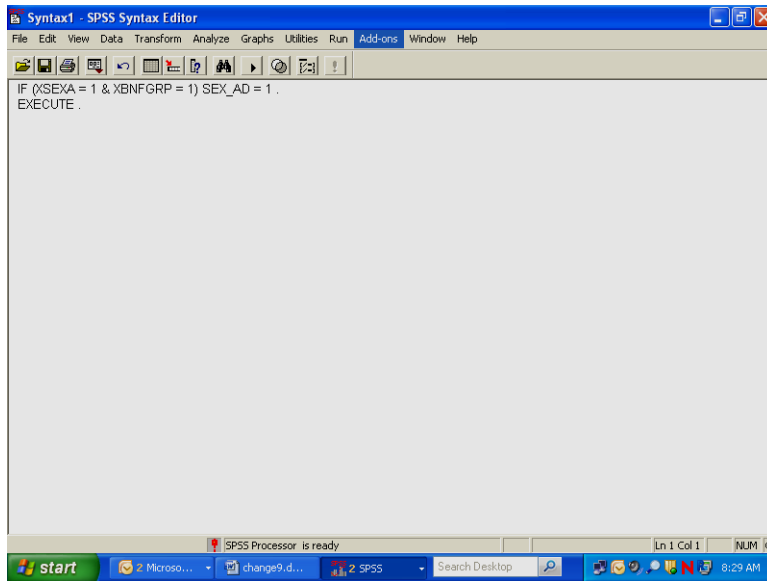
Suppose you do not want to use up your disk space for expanded copies of the dataset. Another option is to save the syntax you have generated in a file that can be run as it is needed. Syntax is a written instruction generated by the commands you give in a dialog box. These “sentences” can be saved in a file and executed when needed. This is the batch mode of processing syntax commands. Syntax files take up very little space.

Experienced SPSS programmers, who have mastered SPSS syntax, often prefer to work only in batch mode. This option is available to users who have not mastered the syntax language. You can paste the commands, generated interactively in the dialog box, onto a syntax file.

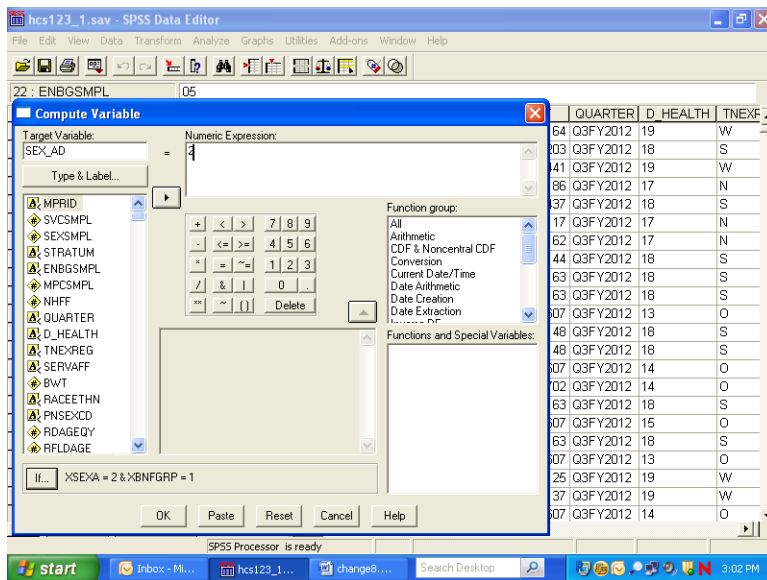
Recall the compute example for the new variable sex\_ad. The screen below is the result of assigning 1 to sex\_ad according to an If condition. You clicked on OK to set the value. Returning to the screen and clicking on Paste writes the command to a syntax file.



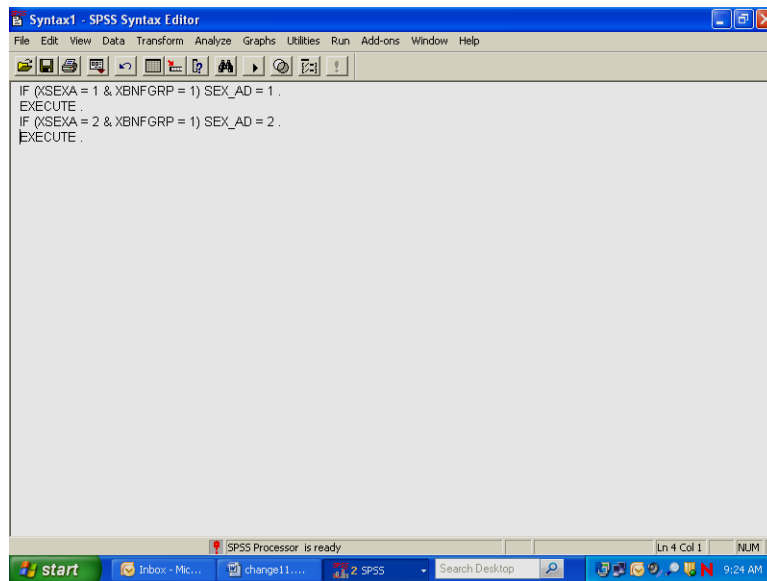
Click on the Paste button, and the syntax window below will open with the syntax written in it.



Now return to the compute dialog box.



Assign the value **2** to **sex\_ad** and build the “**if**” condition as in the diagram above. Select **Paste**, and these commands will be appended to the syntax file.



The results appear in the screen above. SPSS gives default names to syntax files, such as Syntax1, Syntax2, etc., as they are created. It is a good idea to save the syntax, re-naming the file using the **Save As** option on the **File** menu. Use a name that has some meaning to you, e.g., **New\_computes**. The file will automatically receive the suffix **.sps**.

Another option for adding new variables to the dataset is to **Recode** existing variables **into** new variables. A common example involves **grouping** an age variable into age categories as shown below, using the variable **RFLDAGE**, which exists on our dataset. **RFLDAGE** is coded in years from 18 to 86, which can be grouped into four age categories:

18 to 34 = 1 - label: "young adult"

35 to 49 = 2 - label: "mature adult"

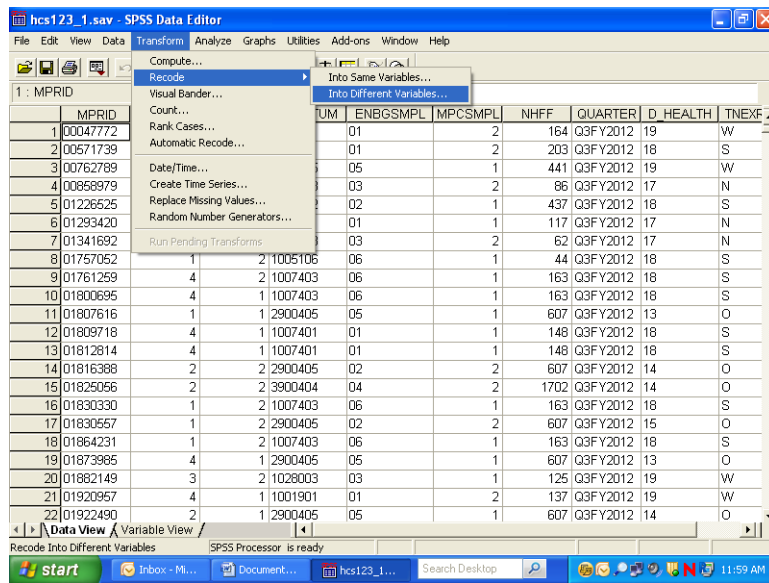
50 to 65 = 3 – label: "middle-age"

66 to 86 = 4 – label: "senior citizen"

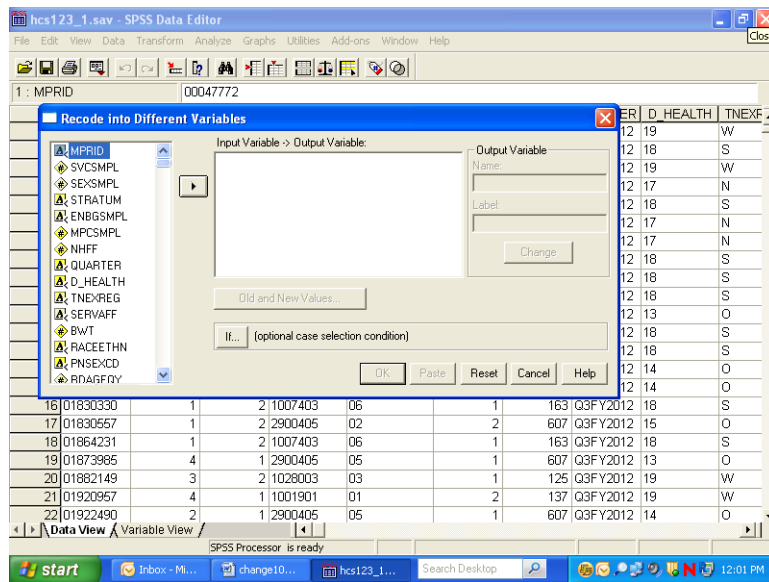
The new variable is called **age\_grp**.

From the **Transform** menu, choose **Recode** and **Into Different Variables** as pictured below:

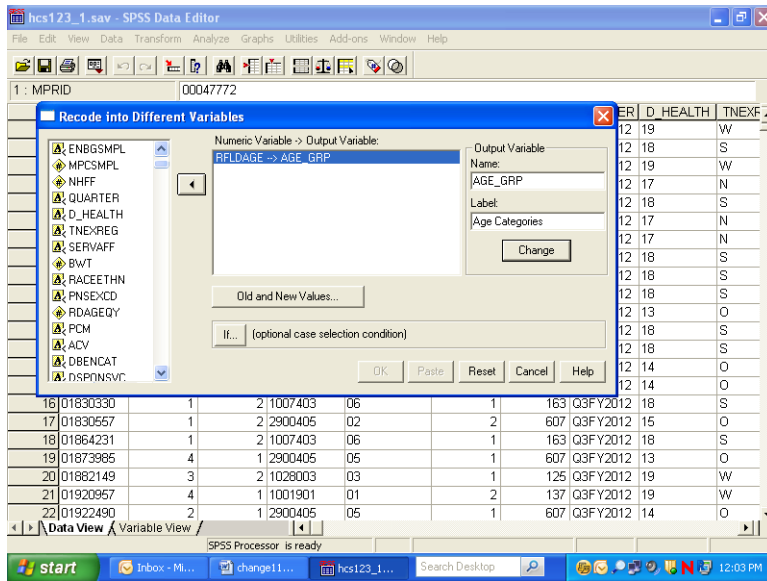




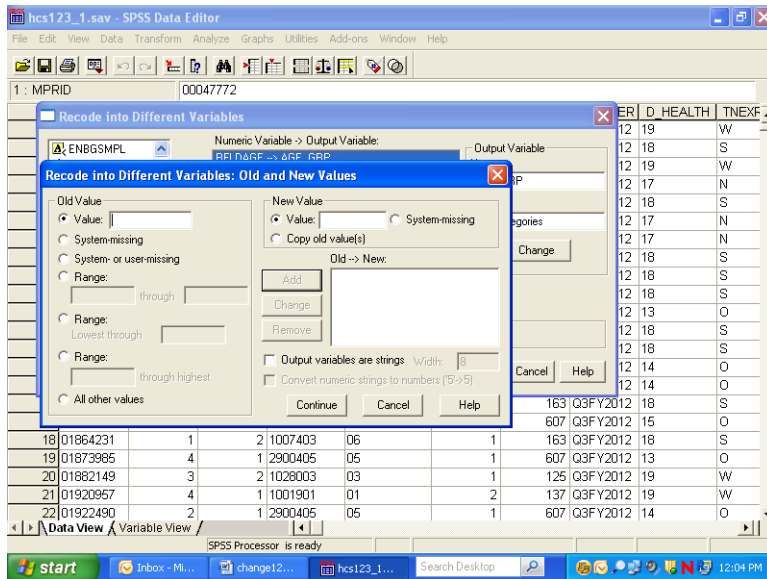
The following dialog box will open:



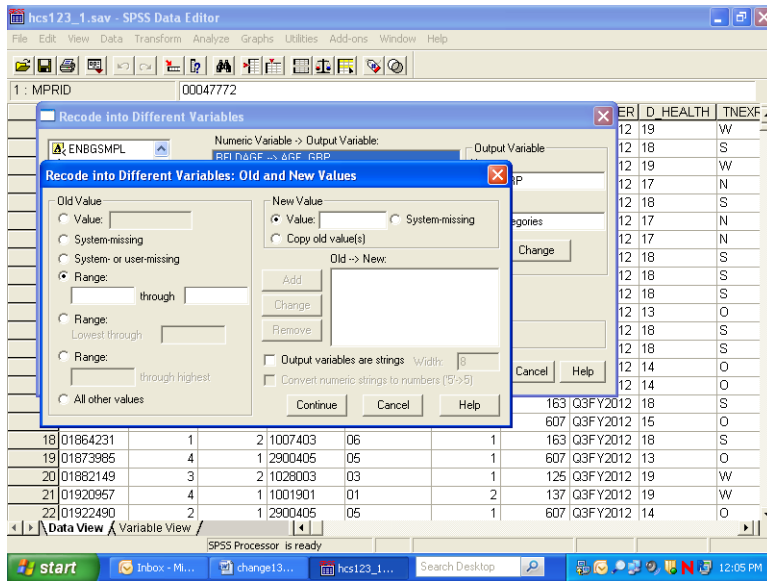
Move **RFLDAGE** from the variable list on the left to the box labeled **Input Variable -> Output Variable**. In the **Name** slot, enter the new variable name **age\_grp**. Enter **Age Categories**, the variable label, in the **Label** slot. Click on **Change**. The dialog box should look like the one below.



Click on Old and New Values, and the following dialog box will open:

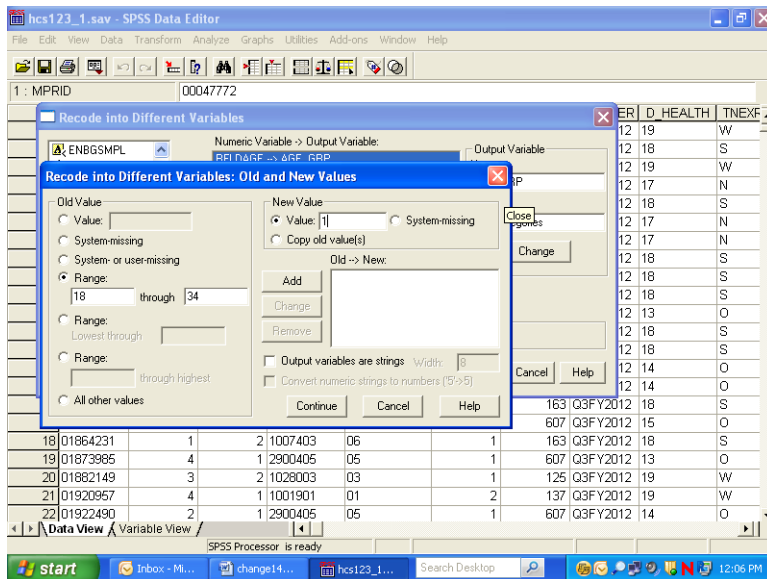


The next step in grouping the age variable is to specify the existing values of **Age** to be recoded. To do this, click on the **Range** circle under **Old Value**.

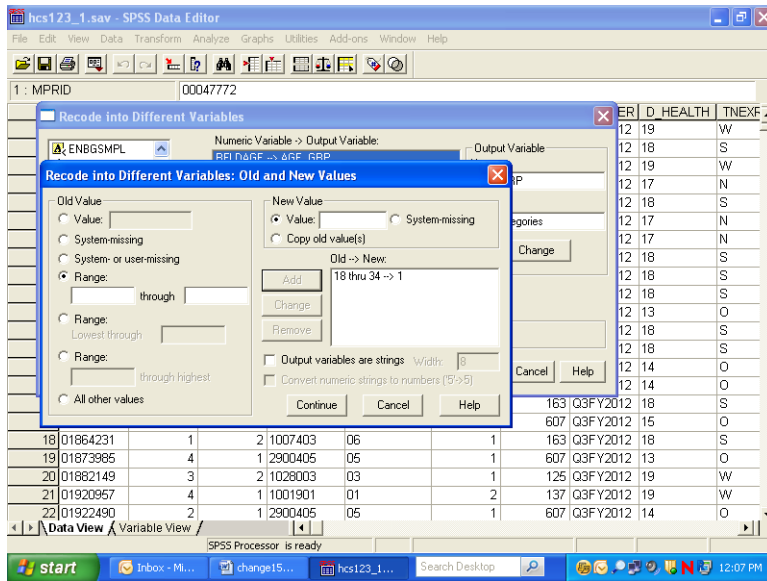


Once the appropriate slots are open, you have four ranges to enter.

First, enter **18 through 34** in the slots provided under **Range**. Next, enter the value **1** in the **Value** slot under **New Value**. **Add** is now illuminated.

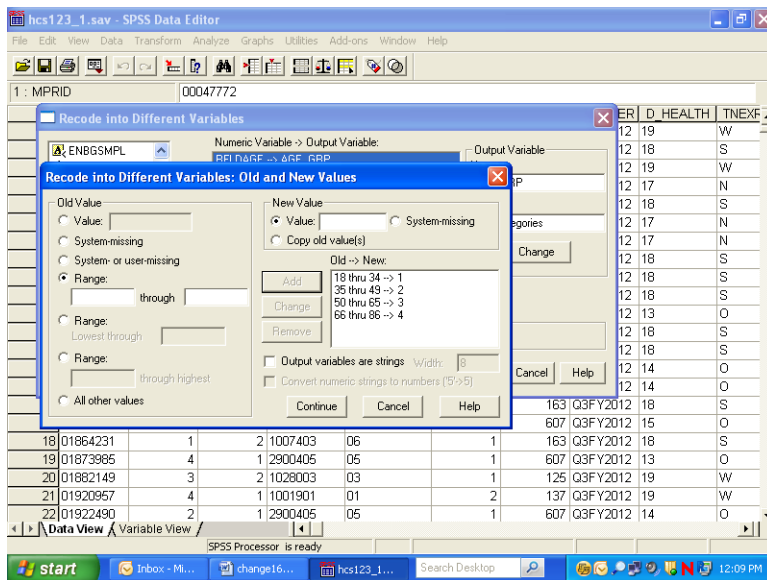


Clicking on Add produces the following result:

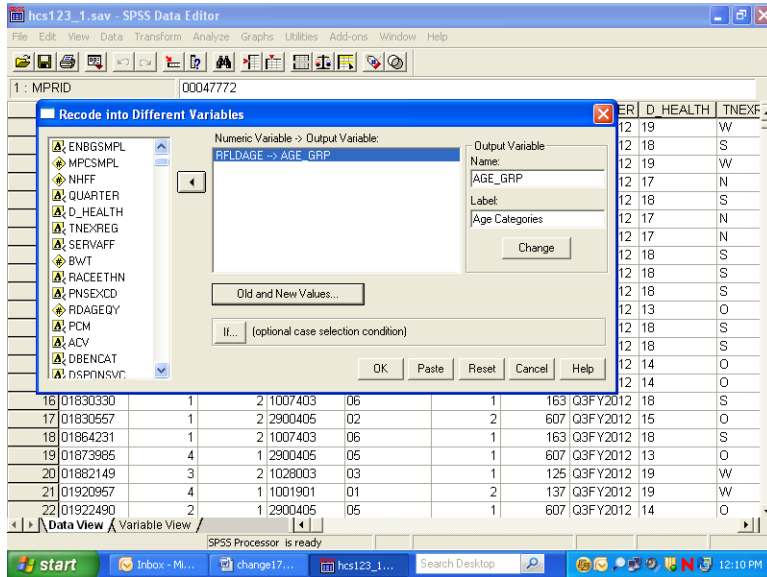


The specified range appears in the box labeled **Old -> New**, and the **Range** and **Value** slots have been cleared to permit additional entries.

The three remaining ranges are built in the same manner, adding each specification, until the dialog box looks like the one below.



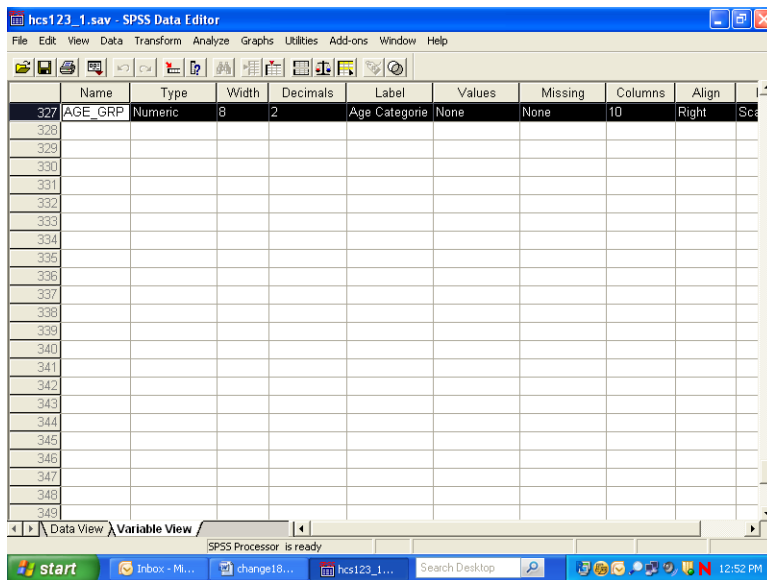
Click on Continue and return to the previous screen.



Click on **OK** to exit the screen. The new variable **age\_grp** has been created. The **Recode** syntax can be pasted to a syntax file.

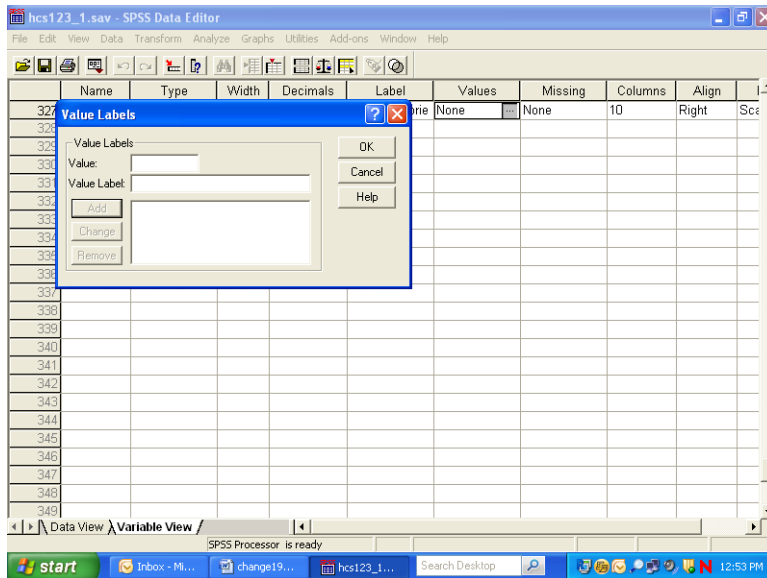
The final task is to create the value labels for the new variable **age\_grp**. Labeling variables makes output from statistical reporting procedures much clearer and more elegant.

In the **Data Window**, go to the column for the new variable **age\_grp** and double click in the gray area containing the variable name. The screen will change to variable view:

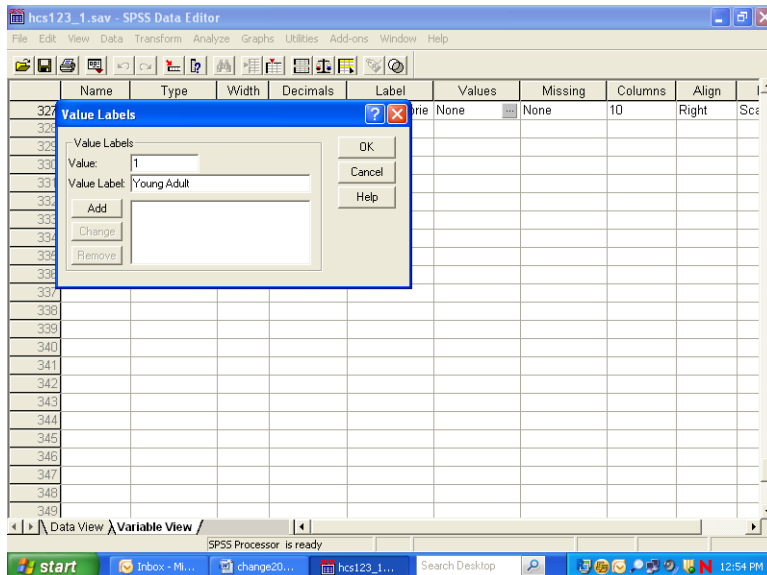


The variable **age\_grp** is shown with its attributes.

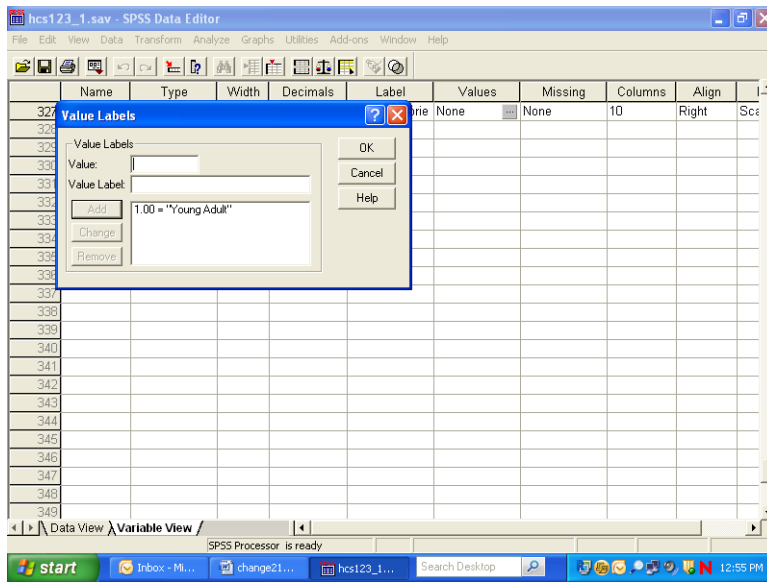
Click in the cell under **Values** and the following dialog box will open:



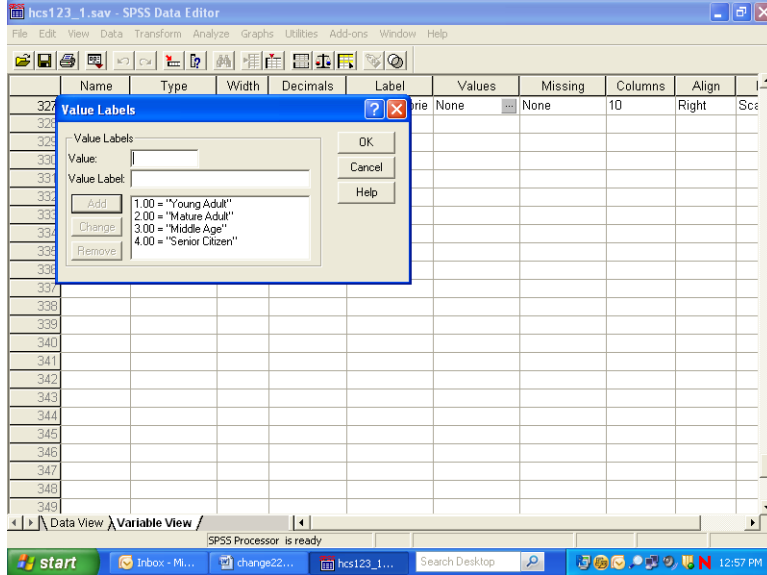
You can then begin to label the *values* of **age\_grp**. Enter **1** in the slot marked **Value**, and enter the label **Young Adult** in the slot marked Value Label. The screen will look like the following:



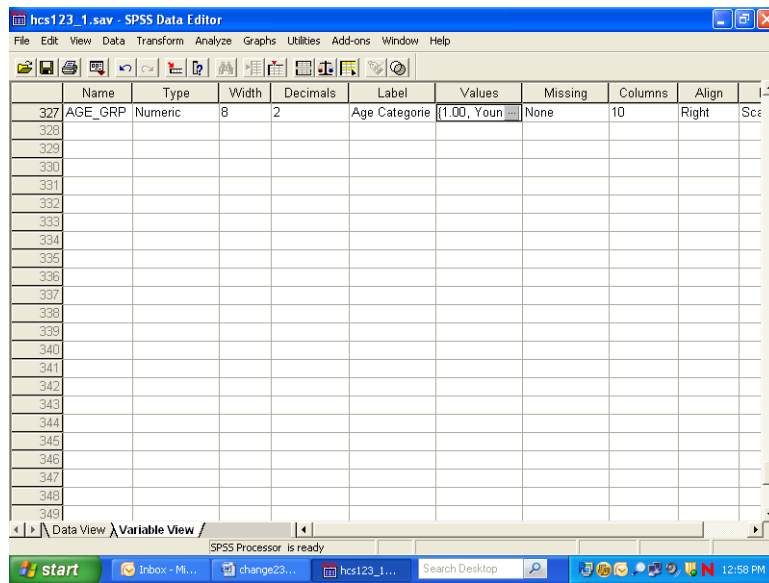
**Add** is now illuminated. Click on **Add** and the text of your command will appear in the central box, clearing the slots for further entries, as in the next screen.



Build the other three labels until the screen looks like the following:



Click on **OK** and the screen will appear as follows:



Click on the **Data View** tab to return to the data screen.

### Limiting the Number of Variables

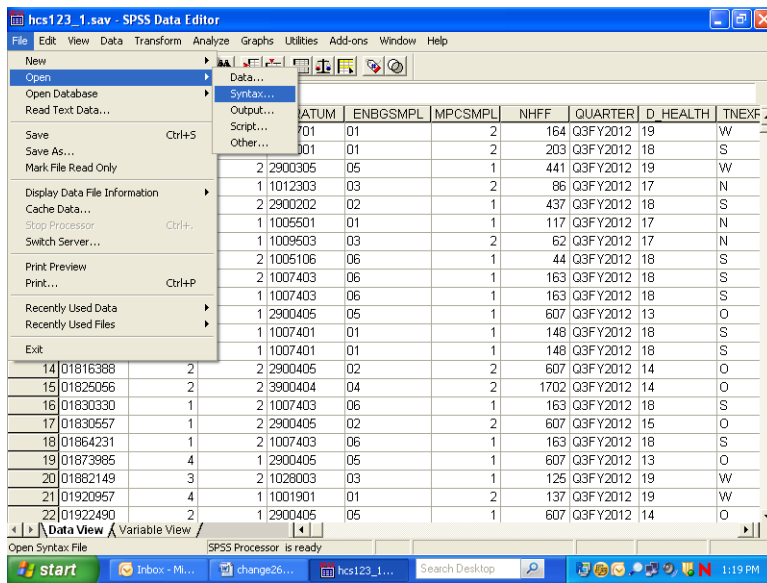
The HCSDDB dataset contains many variables. To speed up software performance time, it may be desirable to limit the number of variables for analysis. There are ways to do this.

The first is to **Save** a subset of variables in a new file with a new name. This option is available only through syntax. The **Keep** or **Drop** command lets you save a subset of variables. The choice of **Keep** or **Drop** is dependent on which list is shorter to write.

For example, suppose you want to run some procedures to evaluate respondent's weight as it relates to their state of health. You are also interested in people that have smoked at least 100 cigarettes in their lifetime, and in differences within these groupings by gender. Moreover, you want to look at regional differences and differences among branches of service by beneficiary group and enrollment. You can do all the work on a subset of only nine variables, saving them in a separate file.

To write the syntax, open a syntax window. If you want to create a new syntax file, choose **New, Syntax** on the **File** menu as in the following:



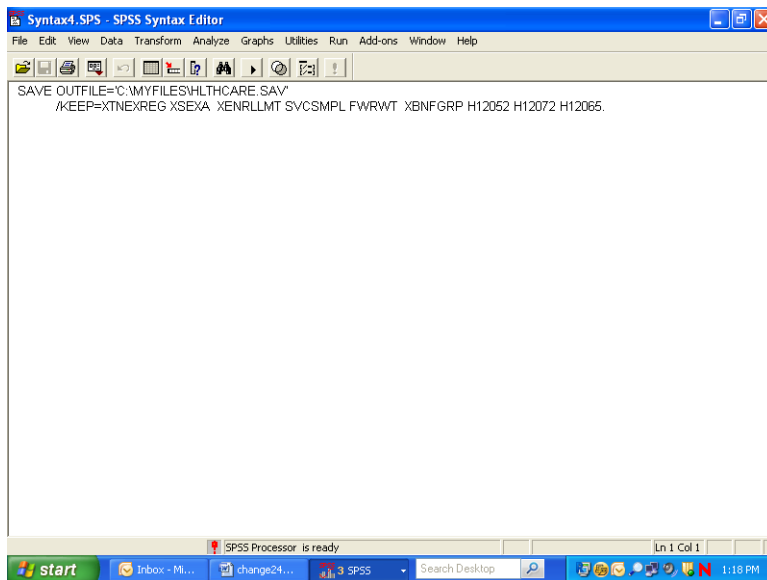


A blank syntax window will open.

Write the following command, substituting the file name and directory specification:

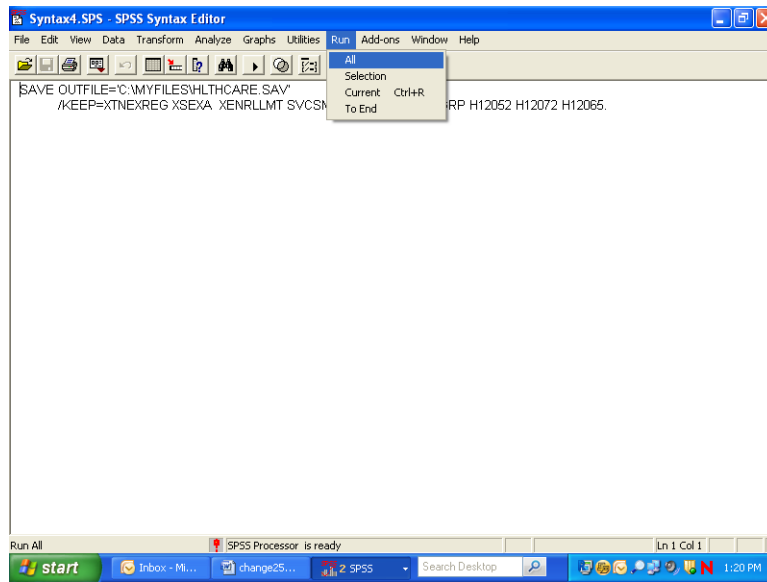
**SAVE OUTFILE='C:\MYFILES\HLTHCARE.SAV'/KEEP=XTNEXREG XSEXA XENRLLMT  
SVCSMPL FWRWT XBNFGRP H12052 H12072 H12065.**

as in the following:



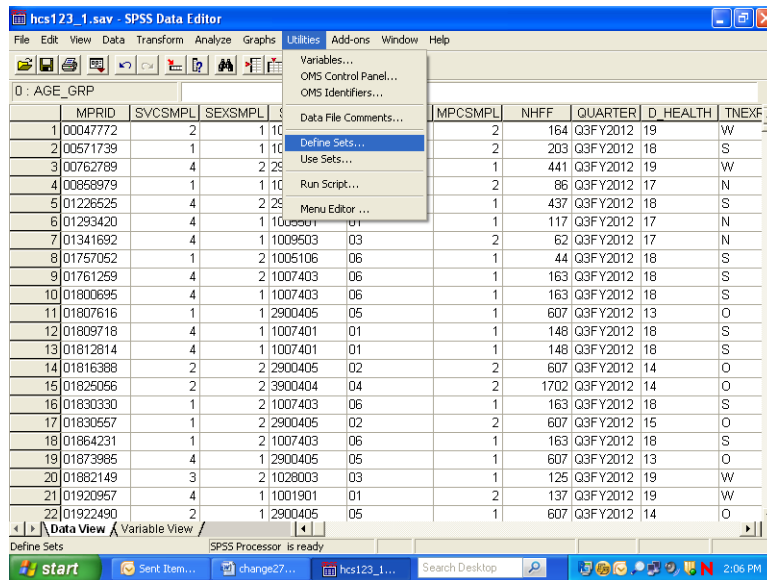
Upper case is optional. Be sure to enclose the entire file name in single quotes and to type a period at the end of the command.

Run the command by choosing the **Run** menu and selecting **All** from the choices.

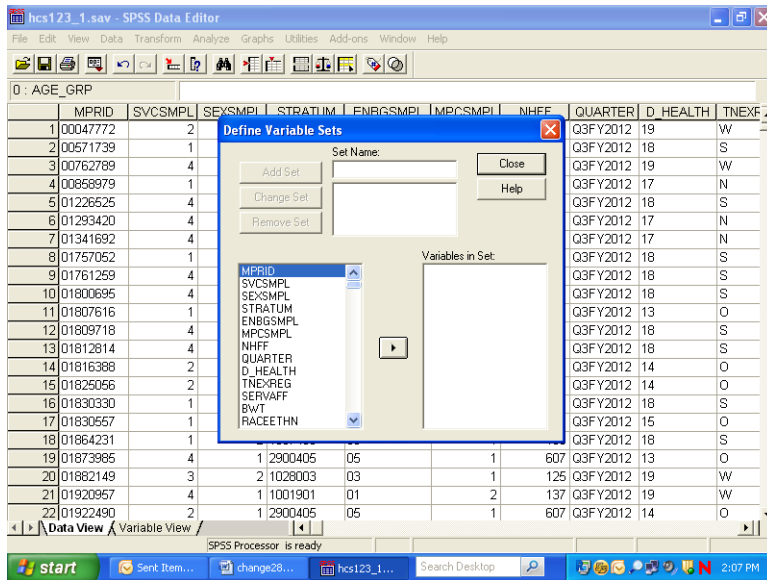


Open the new file according to the specifications at the beginning of this chapter.

The second way to limit the number of variables for analysis is to define a subset of *variables* that will appear in the dialog boxes for procedures. Using the **Utilities** menu, define a subset of variables as in the following:

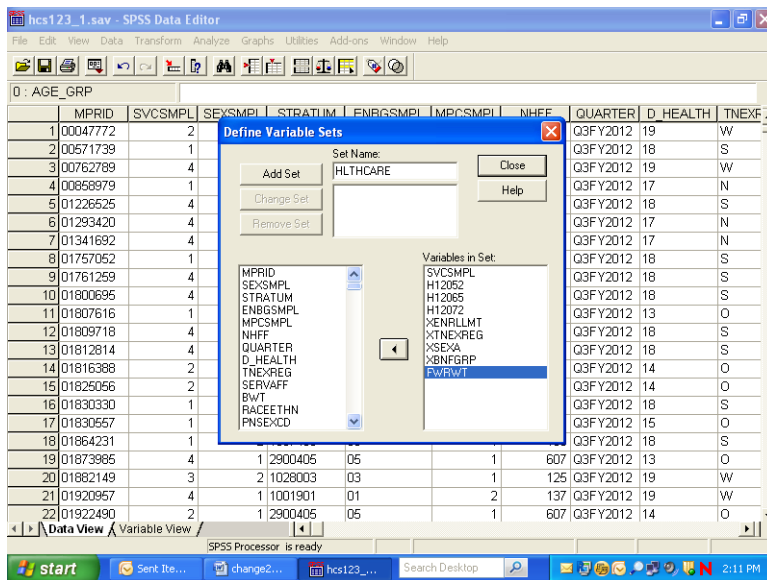


Select Define Sets.

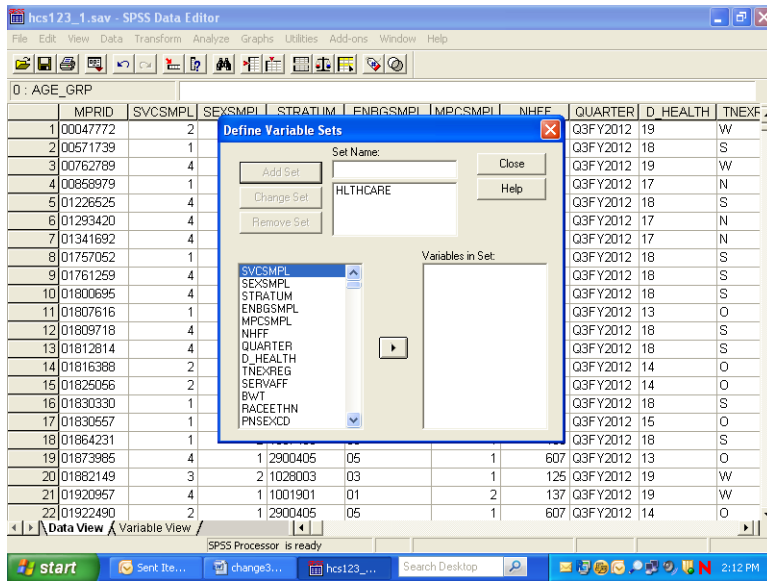


Insert a name for the subset of variables in the slot labeled **Set Name**. Move the variables you want to subset from the list on the left to the slot marked **Variables in Set**. By way of illustration, we will move the nine variables selected for the day's processing.

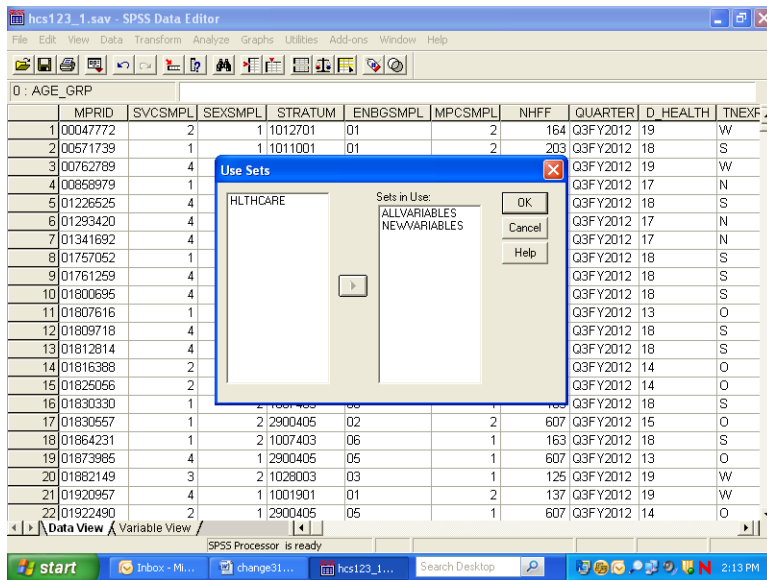
The screen should look like the following:



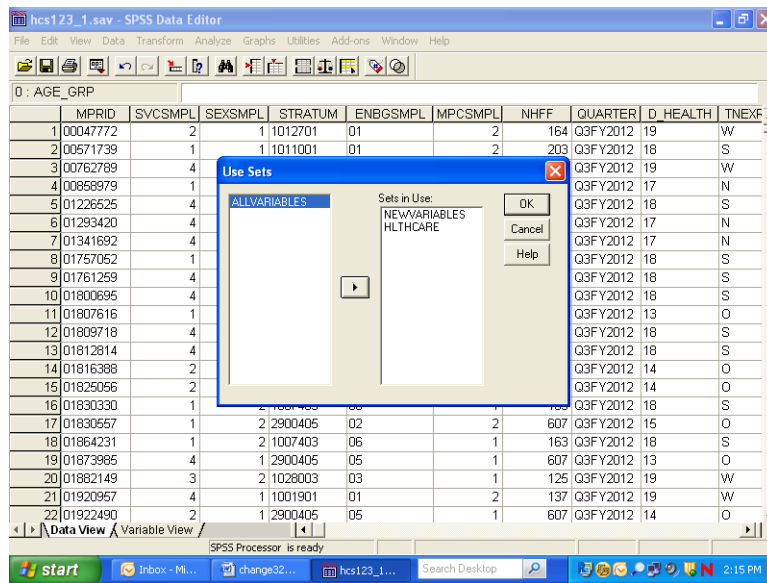
Click on **Add Set** to save the set specifications. The screen will change to the following:



The set is now available for use. To use the set, **Close** the dialog box, reopen the **Utilities** menu, choose **Use Sets...**, and receive this screen:



Move HLTHCARE from the left slot to the right slot, which is labeled **Sets in Use**. Transfer ALLVARIABLES from the right to the left slot. Leave NEWVARIABLES where it is. **OK** saves this change.



Until you change this specification, only nine original variables and any new variables will appear in the dialog boxes associated with procedures.

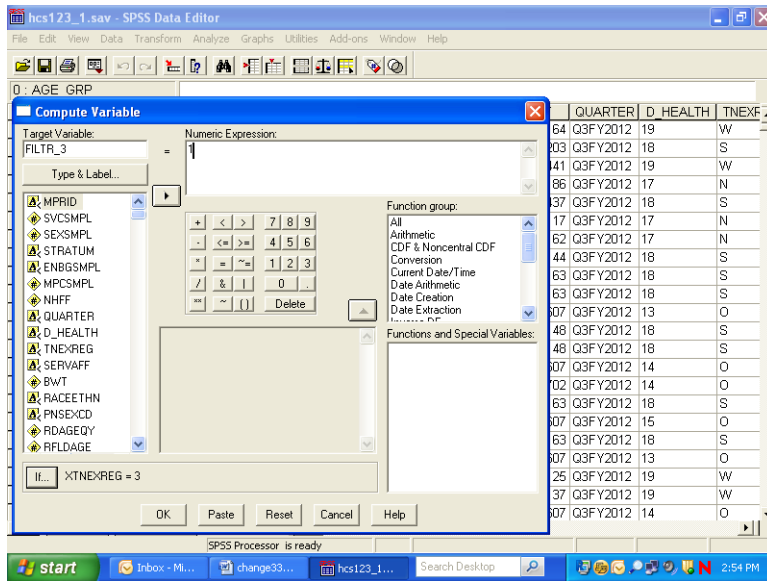
### Limiting the Number of Observations

There are many ways to limit the number of observations available to statistical reporting procedures. The method illustrated here involves using **filter variables** with a menu-driven **Filter By** option. Using filters deactivates but does not delete cases from the file. A diagonal line appears next to the filtered cases in the **Data Window**.

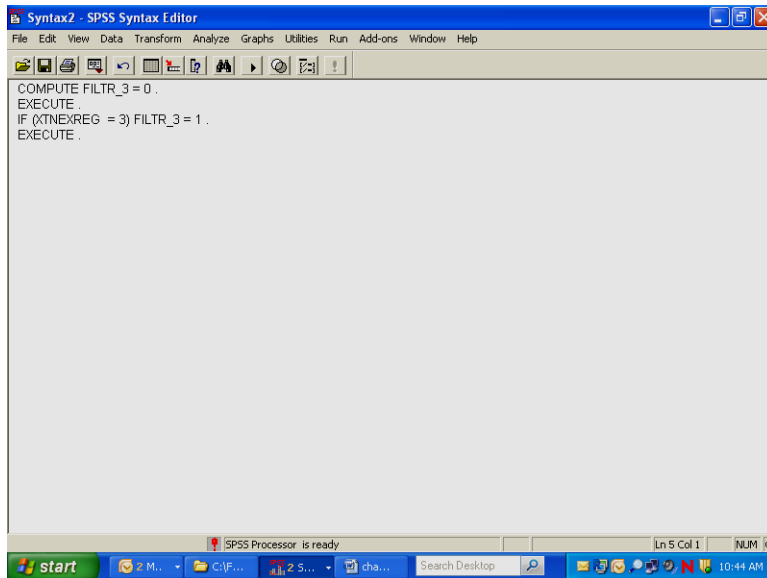
The first task is to **compute** a filter variable for all the cases in the file. A filter variable has two values: **0** and **1**. The **1** indicates that the case will be included for procedures. The **0** flags the case for removal.

For example, suppose you want to produce a table for people who live in the West, i.e., cases for which the variable **xtnexreg = 3**. You would build a filter variable named **filtr\_3**, which has the value **1** associated with the cases in the West and 0 for all the other cases in the file. The logic is: if **xtnexreg = 3**, then **filtr\_3 = 1**, else **filtr\_3 = 0**.

The screen below shows the final step in computing the filter variable. The variable was first initialized to **0**. Then, the "IF" condition was built for setting the filter variable to **1**. You are now working with a subset of variables, allowing the dialog boxes to be used more efficiently.

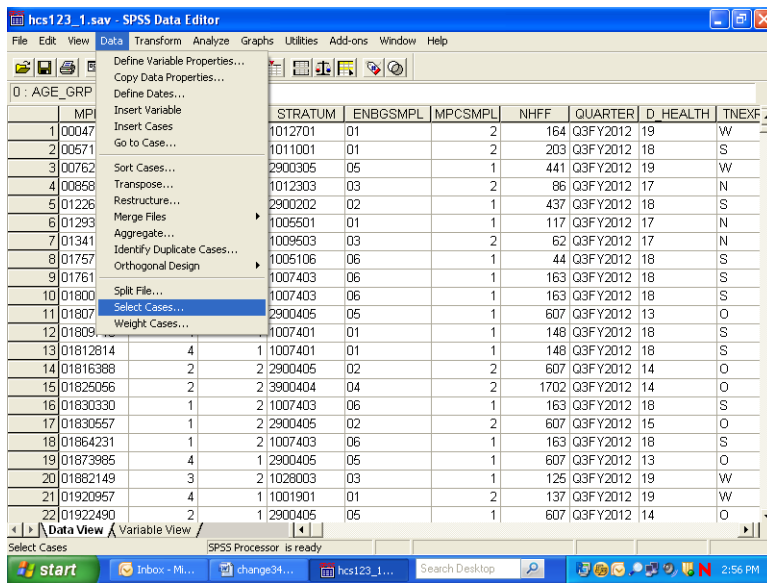


The screen that follows shows the syntax that was generated as you built the variable filtr\_3.



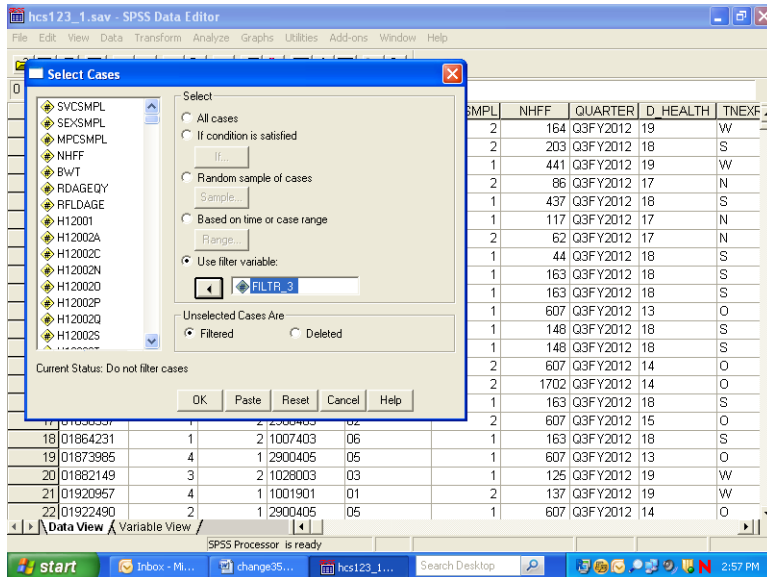
Once you build the filter variable, you can apply it for analyzing only those people from the West.

Using the **Data** menu, choose **Select Cases**.



In the dialog box, check **Use filter variable**. Move the variable **filtr\_3** from the variable list on the left side of the dialog box into the slot provided, as indicated below. Check that the option **Filtered** is checked under **Unselected Cases Are**. This is the default option.

Click **OK** and exit the dialog box.



When you return to the **Data Window**, notice the slanting line next to some of the cases in the file. Those cases have been filtered out.

	MPRID	SVCSMPL	SEXSMPL	STRATUM	ENBGSMP	MPCSMPL	NHFF	QUARTER	O_HEALTH	TNEXF
1	00047772	2	1	1012701	01	2	164	Q3FY2012	19	W
2	00571739	1	1	1011001	01	2	203	Q3FY2012	18	S
3	00762789	4	2	2900305	05	1	441	Q3FY2012	19	W
4	00858979	1	1	1012303	03	2	86	Q3FY2012	17	N
5	01226525	4	2	2900202	02	1	437	Q3FY2012	18	S
6	01293420	4	1	1005501	01	1	117	Q3FY2012	17	N
7	01341692	4	1	1009503	03	2	62	Q3FY2012	17	N
8	01757052	1	2	1005106	06	1	44	Q3FY2012	18	S
9	01761259	4	2	1007403	06	1	163	Q3FY2012	18	S
10	01800695	4	1	1007403	06	1	163	Q3FY2012	18	S
11	01807616	1	1	2900405	05	1	607	Q3FY2012	13	O
12	01809718	4	1	1007401	01	1	148	Q3FY2012	18	S
13	01812814	4	1	1007401	01	1	148	Q3FY2012	18	S
14	01816388	2	2	2900405	02	2	607	Q3FY2012	14	O
15	01825056	2	2	3900404	04	2	1702	Q3FY2012	14	O
16	01830330	1	2	1007403	06	1	163	Q3FY2012	18	S
17	01830557	1	2	2900405	02	2	607	Q3FY2012	15	O
18	01864231	1	2	1007403	06	1	163	Q3FY2012	18	S
19	01873985	4	1	2900405	05	1	607	Q3FY2012	13	O
20	01882149	3	2	1028003	03	1	125	Q3FY2012	19	W
21	01920957	4	1	1001901	01	2	137	Q3FY2012	19	W
22	01922490	2	1	2900405	05	1	607	Q3FY2012	14	O

You can now produce tables for the subset of cases.

When using filter variables, it is important to check the filter status and to adjust it to fit the present need. Filtered cases are not available for procedures. Moreover, a filter is in effect until it is turned off or until another filter is activated. Check the status line at the bottom of the **Data Editor** window to see if a filter is activated. In the example above, **Filter On** is indicated on the status line. To see *which* filter is active, you must re-enter the **Select Cases** dialog box. There you can deactivate the filter or activate a new one.

To deactivate a filter, choose **All cases** and **OK** as in the screen below.

Select Cases dialog box options:

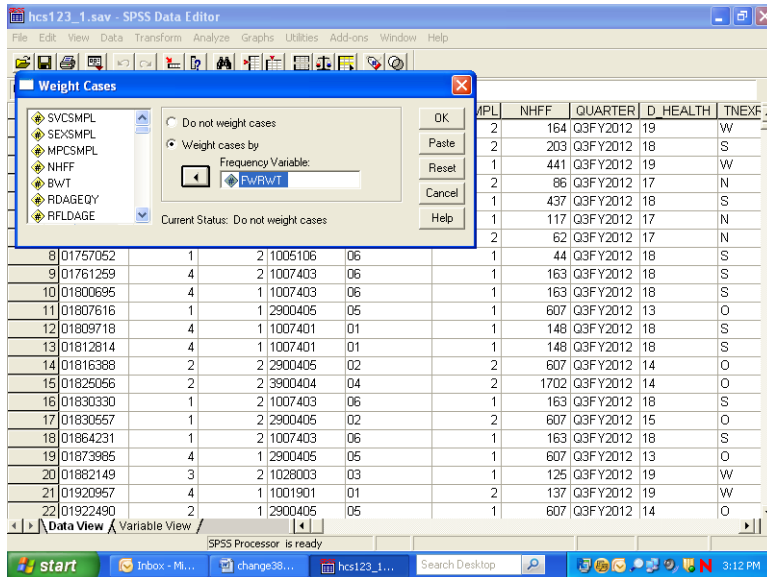
- Select:  All cases
- If condition is satisfied
- Random sample of cases
- Based on time or case range
- Use filter variable: **FILTR\_3**
- Unselected Cases Are:  Filtered  Deleted

Current Status: Filter cases by values of FILTR\_3

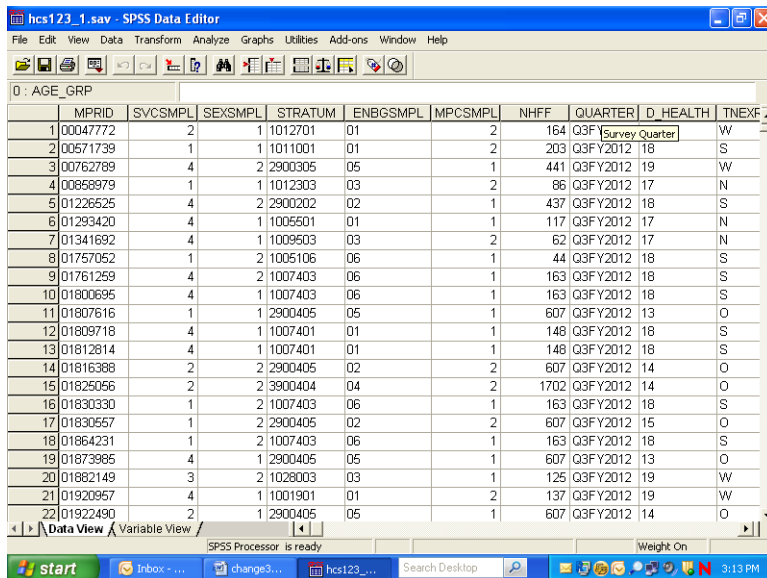


**Weighting Data**

The data file includes a weighting variable, FWRWT, which should be applied to all procedures and runs. Again, using the **Data** menu, choose **Weight Cases**. In the dialog box, choose **Weight cases by**. Move the weight variable from the list on the left into the slot labeled **Frequency Variable** on the right as shown below:



Click on **OK** and exit the dialog box. The indication that the data is weighted appears on the status line near the bottom of the screen. As in the following screen, **Weight On** is specified there.



The status line indicates if the data is weighted. Which weight variable is in effect can only be checked by re-entering the **Weight Cases** dialog box. Weighting stays in effect until it is canceled or until another weight variable is activated.

## BUILDING TABLES

Building tables starts with creating a new subset of variables that includes H12052, H12072, H12065, svcsmpl, xbnfgrp, xsexa, xtnexreg, xenrllmt, FWRWT, and filtr\_3. The procedures **Means** and **Crosstabs** will probably meet most of your statistical reporting needs. SPSS also offers many options for editing the output tables themselves. Some of these options are explained here.

### Calculating Means

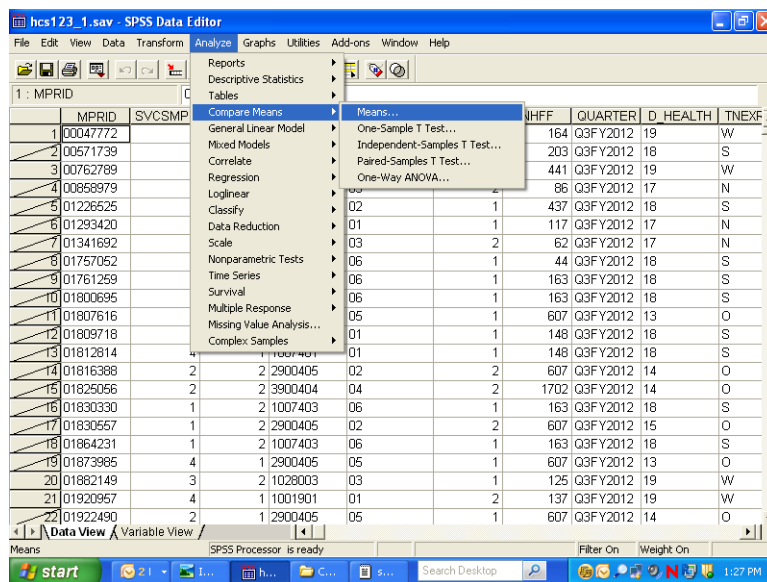
As an example, suppose you want to analyze the health care variables and you want to focus on the West ( **xtnexreg = 3**). Suppose you are also interested in how the respondent's weight relates to his self-evaluation of his health for the West region. Within this grouping, you want to examine the effects of the beneficiary group, **xbnfgrp**, and sex, **xsexa**.

The health care variables are **H12072** (respondent's weight), and **H12065** (assessment of the state of health). The statistic you want to see is the mean of the health care variables for each group in our breakdown.

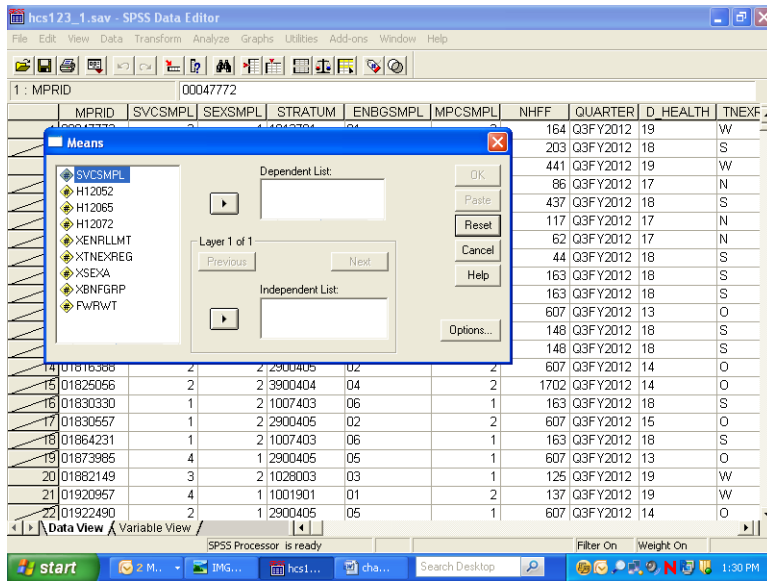
For this analysis, you can use the subset of variables defined above. The subset includes the weight variable, **FWRWT**, which you would activate for procedure runs. The subset also includes the new variable, **filtr\_3**, which allows us to select only those cases in the West.

Open the **Data** menu in the **Data Window**. In the **Weight Cases** dialog box, activate the weight variable **FWRWT**. Reopen the Data menu and, in the **Select Cases** dialog box, activate the filter variable, **filtr\_3**. On the status line, **Filter On** and **Weight On** should appear.

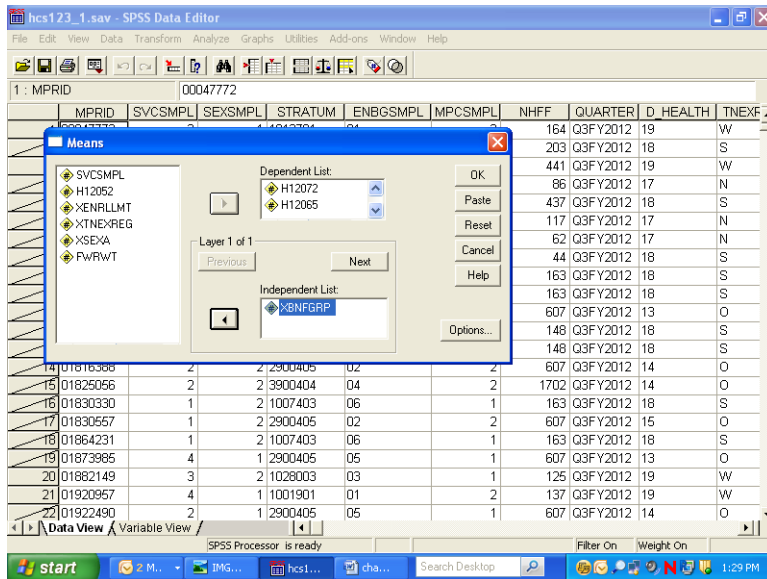
Open the **Analyze** menu in the **Data Window**. Choose **Compare Means** and **Means** from the options as illustrated below.



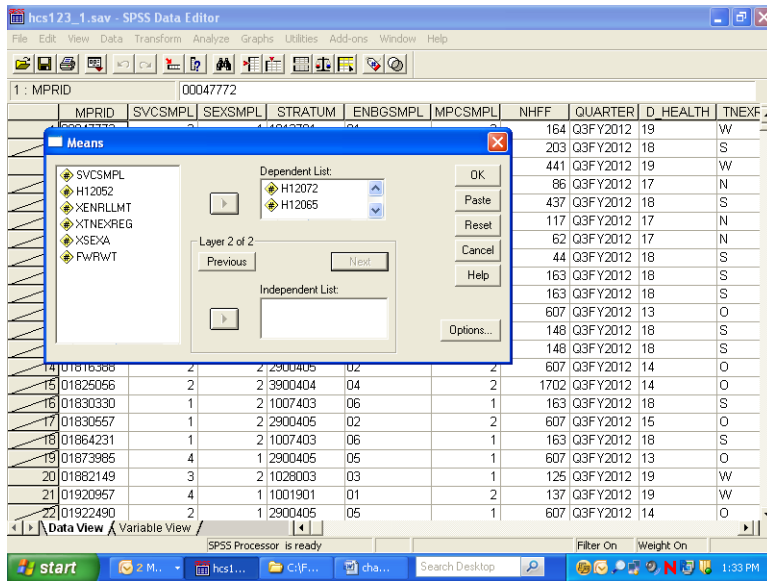
The dialog box for the Means procedure will open as in the following screen:



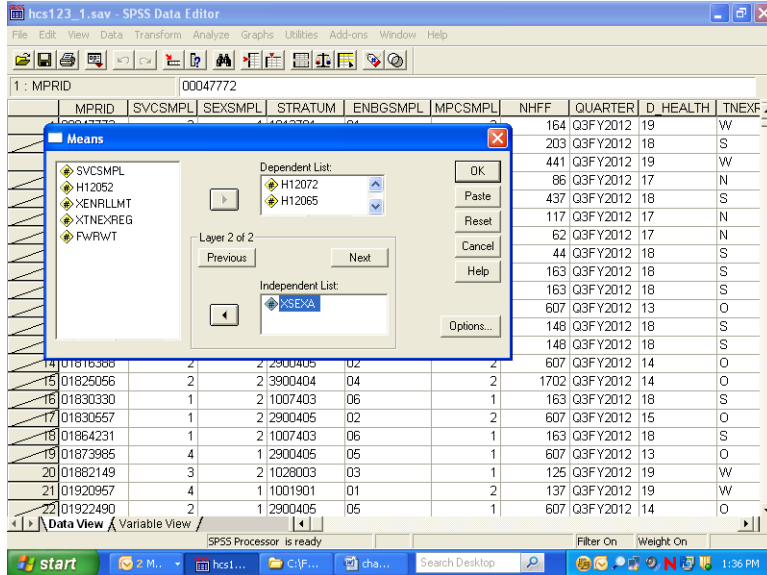
Move the variables **H12072** and **H12065**, from the variable list on the left to the box underneath **Dependent List**. These are the two analysis variables. Notice that **Layer 1 of 1** is specified in the middle of the dialog box. Move **XBNFGRP** from the variable list on the left into the box under **Independent List**. **XBNFGRP** is the first grouping variable. The screen should look like the following:



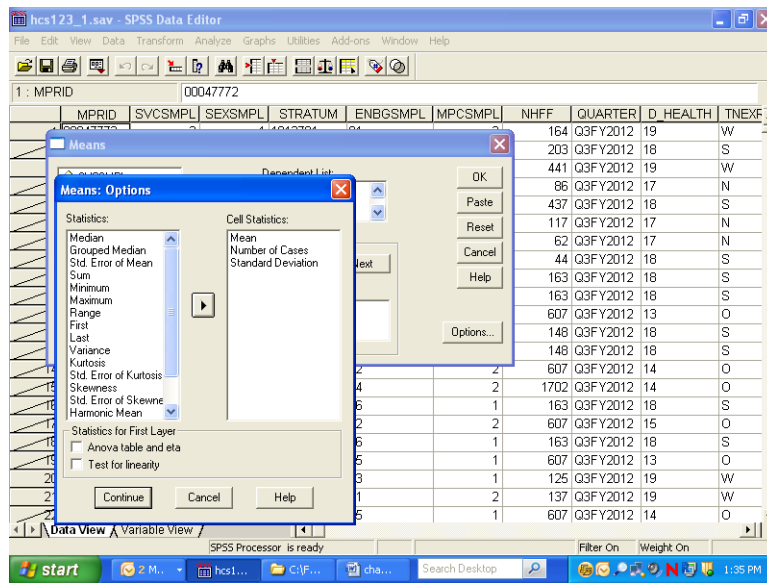
Click on **Next** in the center of the box to create a second layer. The following screen will open:



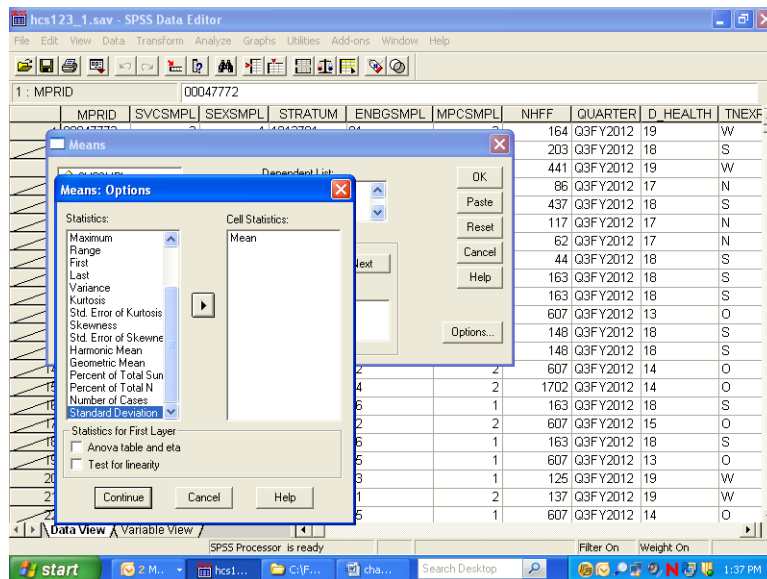
Notice that **Layer 2 of 2** is specified in the middle of the dialog box. Move **xsex** from the variable list on the left into the box under **Independent List**. **Xsex** is the second grouping variable. The screen should look like the following:



To set some options, click on **Options** and the following dialog box will open:

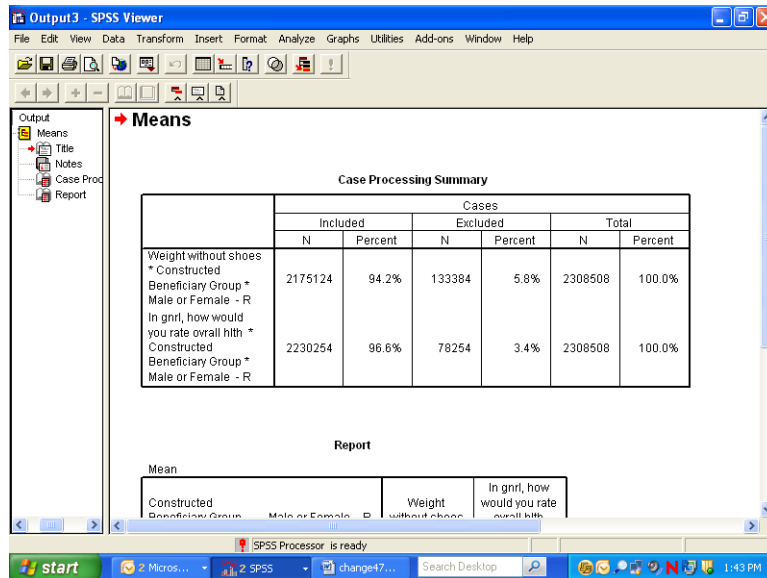


On the left of the box is a list of statistics, under **Statistics**. These are all the possible options for statistical output. In the box under **Cell Statistics** are the default output statistics for the analysis. In this case, **Mean** is the statistic of interest. Highlight **Number of Cases** and **Standard Deviation** and move them to the box at the left, removing them from the analysis, as follows:



Click on **Continue** and return to the previous screen. Click **OK**. The **Means** procedure will run. On the status line, **Running Means** will appear, and a counter for the number of cases processed will be activated.

When **Means** has finished processing, the **Output Navigator** window will open automatically. As the name suggests, the output window is not just for looking at output. A number of options are available for *navigating* through output, moving tables, and even editing the tables themselves.



The output is organized into two sections. On the left side is a navigating tool, which lists the components of the right side, the actual output. In the left pane, **Means** is indicated, and indented under it appear **Title**, **Notes**, **Case Processing Summary**, and **Report**. Clicking on **Means** highlights and selects all the elements. Lines appear around these elements in the right pane. The indenting indicates that the elements are hierarchically organized, with **Means** at the top. Clicking on any of the sub-elements selects just that element.

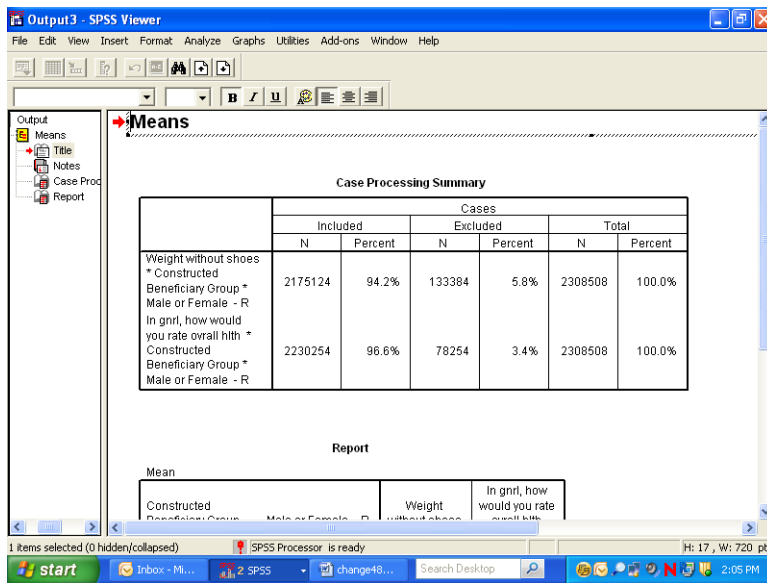
A closer look at the left pane reveals another feature. Hiding underneath the element icons are book icons. The books are either open or closed. If a book is closed, the element is *hidden*. Notice that the book under the **Notes** icon is closed. This is a default SPSS option. Double-clicking the icon will open the book, and the Notes will appear in the output. Double-clicking an **open** book will close it, and the physical element will *disappear* from the output. Closing a book and hiding the element does *not delete* the element.

It is possible to select elements in the right pane of the output. Simply click anywhere inside of the actual output element, and that element will be selected.

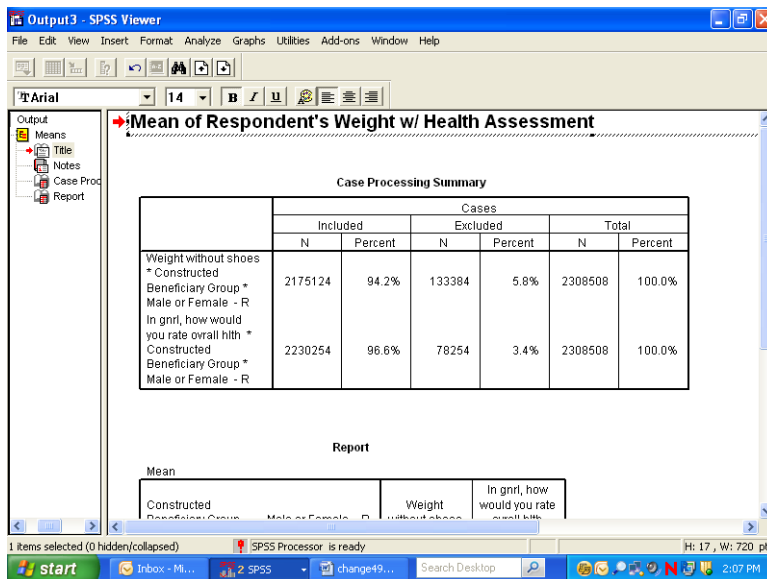
The output may contain many different procedures. The procedure name will be at the top of the list for each section in the left pane. The procedure name does not actually parallel physical output but indicates the category of the output elements.

As you click on each element in the left pane, you will notice that the screen jumps to the actual output of the element, in the right pane. When you click on the procedure name, you jump to the beginning of the next procedure output. This is a quick way to scroll through your output. It also lets you delete, move, and edit selected elements.

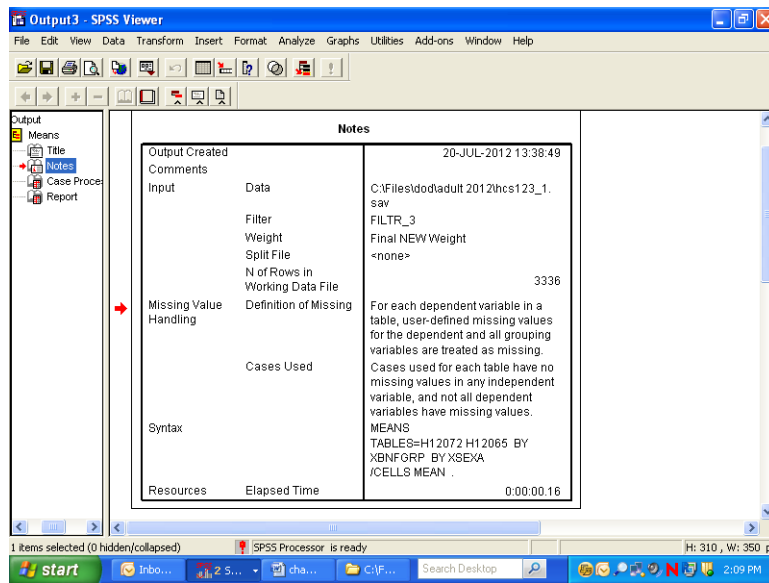
To **Edit** the **Title** element, **Means**, to create a more appropriate title, select the table title by clicking once on the **Title** icon in the left pane. A box now surrounds the title in the right pane. Double-click anywhere within this box, and a box appears around **Means**, as shown in the following screen.



You have entered the **edit** mode for this element, and the cursor appears inside the box. You can delete the word **Means** and write a title that relates to the information in the table. A possible title appears in the next screen. To exit edit mode, click anywhere outside the box. The change you made will be saved.



If you navigate to the next element, **Notes**, you see a closed book. Double-click this item, and the notes will appear as follows:



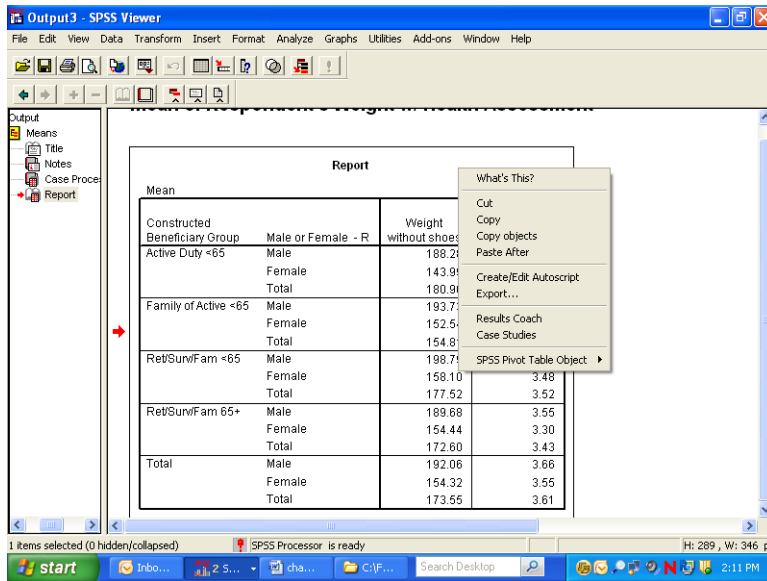
Decide if you want this information to appear in your report. If not, simply double-click the **Notes** icon, and the notes will again become hidden.

Navigate to **Case Processing Summary**. The table gives useful information about the number of cases included in and the number of cases excluded from a given procedure. This information is important for the researcher but probably not necessary for the report, so you would double click this item to hide it.

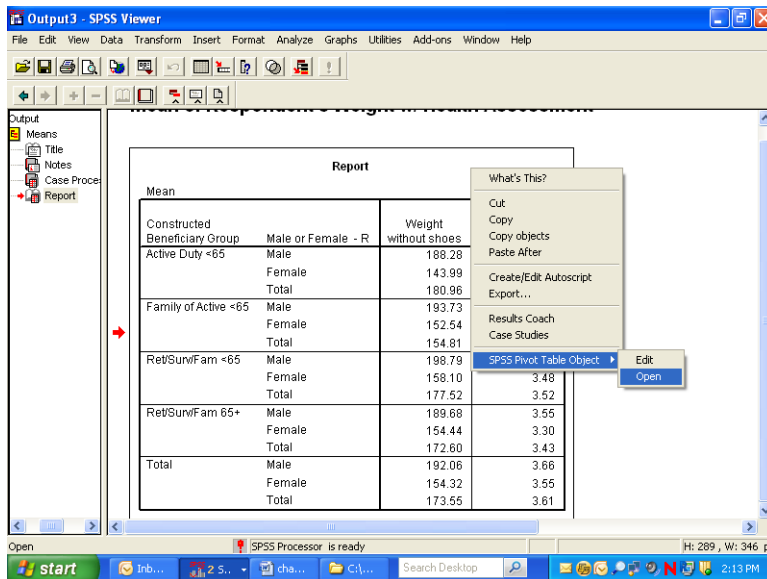
Navigate to **Report** to see the actual table output from the procedure **Means**. You can view this table by scrolling through the output. If the table is large, however, scrolling in the output window can be problematic. A better way to review the table is to open it as a **Pivot Table Object** in a special editor.

Select the table by clicking the **Report** icon or by clicking inside the table itself. A box will appear around the table. Insert the mouse pointer inside the table and right-click, opening the following dialog box:





Select **SPSS Pivot Table Object** and **Open** as pictured below:



The table will appear in a new screen superimposed on the output. Maximize this screen as shown below.

SPSS Pivot Table - table1

File Edit View Insert Pivot Format Help

Report

Statistics Mean

Constructed Beneficiary Group	Male or Female - R	Weight without shoes	In gnrl, how would you rate overall hlth
Active Duty <65	Male	188.28	3.81
	Female	143.99	3.87
	Total	180.96	3.82
Family of Active <65	Male	193.73	3.96
	Female	152.54	3.77
	Total	154.81	3.78
Ret/Sun/Fam <65	Male	198.79	3.56
	Female	158.10	3.48
	Total	177.52	3.52
Ret/Sun/Fam 65+	Male	189.68	3.55
	Female	154.44	3.30
	Total	172.60	3.43
Total	Male	192.06	3.66
	Female	154.32	3.55
	Total	173.55	3.61

start | Inbo... | 3 S... | cha... | C:\F... | Search Desktop | 2:14 PM

In this special editor, there are many options for formatting the table.

Suppose you want to change the table format from vertical to horizontal. Open the **Pivot** menu in the tool bar and choose **Transpose Rows and Columns** as shown below:

SPSS Pivot Table - table1

File Edit View Insert Pivot Format Help

Bookmarks

- Transpose Rows and Columns
- Move Layers to Rows
- Move Layers to Columns
- Reset Pivots to Defaults
- Pivoting Trays
- Go to Layer...

Statistics Mean

Constructed Beneficiary Group	Male or Female - R	Weight without shoes	In gnrl, how would you rate overall hlth
Active Duty <65	Male	188.28	3.81
	Female	143.99	3.87
	Total	180.96	3.82
Family of Active <65	Male	193.73	3.96
	Female	152.54	3.77
	Total	154.81	3.78
Ret/Sun/Fam <65	Male	198.79	3.56
	Female	158.10	3.48
	Total	177.52	3.52
Ret/Sun/Fam 65+	Male	189.68	3.55
	Female	154.44	3.30
	Total	172.60	3.43
Total	Male	192.06	3.66
	Female	154.32	3.55
	Total	173.55	3.61

start | Inbo... | 3 S... | cha... | C:\F... | Search Desktop | 2:18 PM

The rows and columns will be reversed as shown in the following screen. Though the table appears too wide in the viewer, it will fit the page when printed. You can do all the table editing in the left section of the table, and the changes will spread through the entire table.

Statistics	Report									
	Constructed Beneficiary Group									
	Active Duty <65			Family of Active <65			Ret/SurvFam <65			R
	Male or Female - R			Male or Female - R			Male or Female - R			Mal
	Male	Female	Total	Male	Female	Total	Male	Female	Total	M:
Weight without shoes	188.28	143.99	180.96	193.73	152.54	154.81	198.79	158.10	177.52	1
In gntl, how would you rate overall hith	3.81	3.87	3.82	3.96	3.77	3.78	3.56	3.48	3.52	

You would then notice that certain labels are redundant. The labels, **Constructed Beneficiary Group** and **Male or Female - R** are the **Variable Labels** for the variables. The information in these labels is echoed in the **Value Labels**, which are also reproduced in the table. You would delete the Variable Labels as follows.

Click inside the section of the table where the label, **Constructed Beneficiary Group**, appears. Right-click to open a dialog box, choosing **Hide Dimension Label**, as illustrated below.

Statistics	Report									
	Constructed Beneficiary Group									
	Active Duty <65			Family of Active <65			Ret/SurvFam <65			R
	Male or Female - R			Male or Female - R			Male or Female - R			Mal
	Male	Female	Total	Male	Female	Total	Male	Female	Total	M:
Weight without shoes	188.28	143.99	180.96	193.73	152.54	154.81	198.79	158.10	177.52	1
In gntl, how would you rate overall hith	3.81	3.87	3.82	3.96	3.77	3.78	3.56	3.48	3.52	

Click inside the table section labeled **Male or Female - R** and repeat the above procedure. An improved table is shown in the following screen.

SPSS Pivot Table - table1

File Edit View Insert Pivot Format Help

Report

Statistics	Active Duty <65			Family of Active <65			RetSurvFam <65			R
	Male	Female	Total	Male	Female	Total	Male	Female	Total	
Weight without shoes	188.28	143.99	180.96	193.73	152.54	154.81	198.79	158.10	177.52	1
In gnt, how would you rate overall hith	3.81	3.87	3.82	3.96	3.77	3.78	3.56	3.48	3.52	

The mean values reported are formatted to allow space for the labels of the satisfaction variables. The spaces between the values are not pleasing to the eye. You can shorten these labels and add the lost information in another place, according to the following procedures:

Double-click on the label for health state. Delete the text, entering only the words, **Health State**. Do the same for the health care label, entering only the words, **Weight in pounds**.

Double-click on the word, **Report**, in the center at the top of the table, right-click, and choose **Delete** from the dialog box.

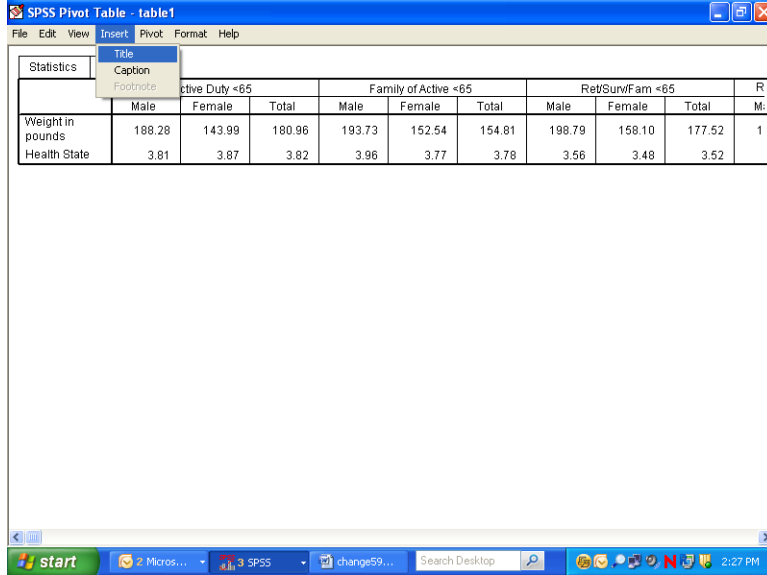
SPSS Pivot Table - table1

File Edit View Insert Pivot Format Help

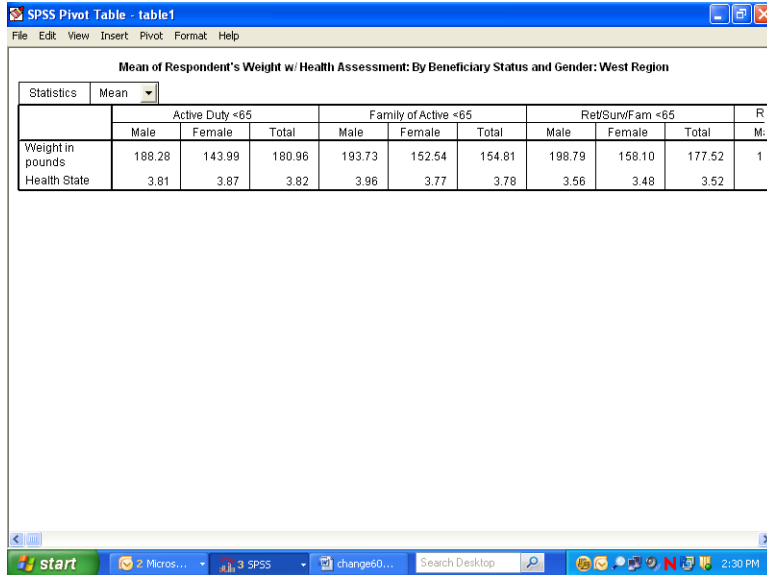
Report

Statistics	Active Duty <65			Family of Active <65			RetSurvFam <65			R
	Male	Female	Total	Male	Female	Total	Male	Female	Total	
Weight in pounds	188.28	143.99	180.96	193.73	152.54	154.81	198.79	158.10	177.52	1
Health State	3.81	3.87	3.82	3.96	3.77	3.78	3.56	3.48	3.52	

The resulting table is much more readable. You can then add the deleted information to clarify the table output. Open the **Insert** menu and choose **Title** as in the following:



Type in a new title for the table. The final result appears below.



After all the editing changes have been made, exit the Pivot Table editor and return to the output navigator. Click on the File menu and choose Print Preview. Zoom in on the page and review the appearance of the report. The page will appear as the page below.

The screenshot shows the SPSS Viewer window with the following content:

**Mean of Respondent's Weight w/ Health Assessment**

Mean of Respondent's Weight w/ Health Assessment: By Beneficiary Status and Gender: West Region

Mean

	Active Duty <65			Family of Active <65		
	Male	Female	Total	Male	Female	Total
Weight in pounds	188.28	143.99	180.96	193.73	152.54	154.81
Health State	3.81	3.87	3.82	3.96	3.77	3.78

Mean of Respondent's Weight w/ Health Assessment: By Beneficiary Status and Gender: West Region

Mean

	Ret/Surv/Fam <65		
	Male	Female	Total
Weight in pounds	198.79	158.10	177.52
Health State	3.56	3.48	3.52

Mean of Respondent's Weight w/ Health Assessment: By Beneficiary Status and Gender: West Region

Mean

### Calculating Percents

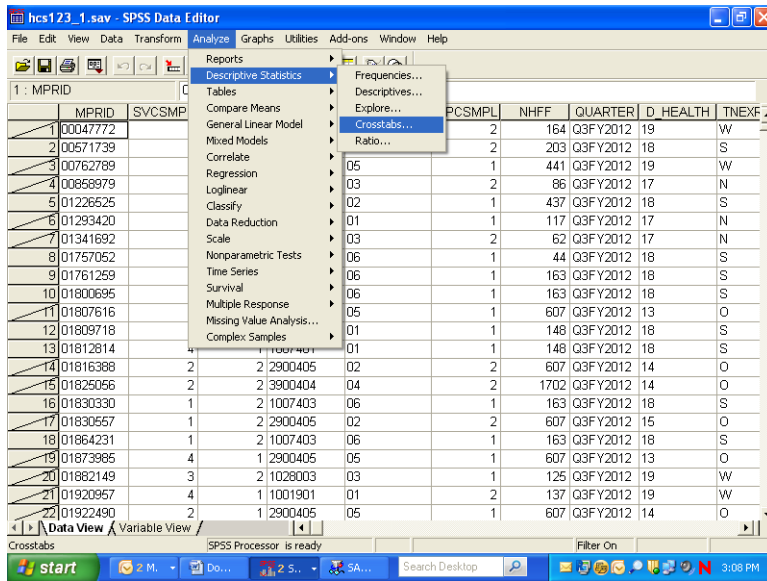
The **Crosstabs** procedure offers many options for analyzing data. The distribution of cases resulting from “crossing” one variable with another is often of interest. The number of cases, row percentages, column percentages, total percentages, and residuals are easily reproduced by **Crosstabs**. A full array of statistics is also available.

The examples given here involve examining relationships between variables, with a view toward the number of cases and the percent of cases in cells produced by “crossing” the variables.

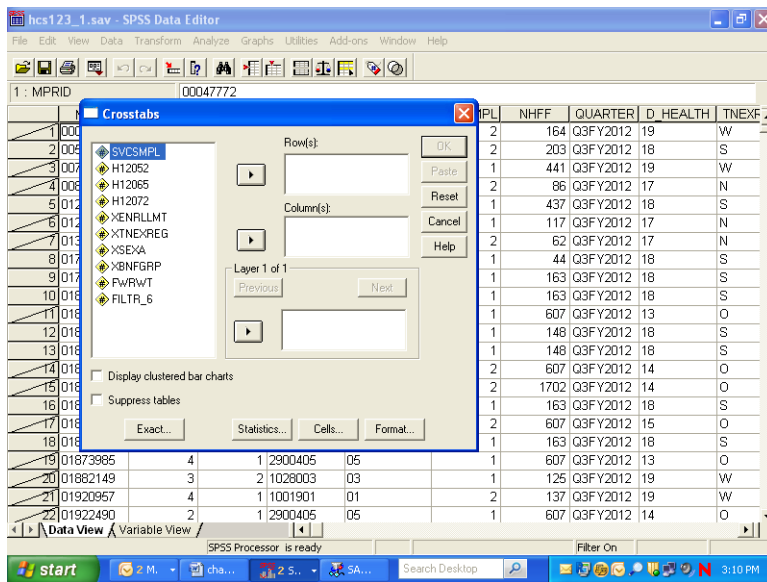
For example, suppose you want to see the percentage of people within each branch of service who answered “yes” or “no” to the question, “Did you ever smoke at least 100 cigarettes in your life?” The variables in this analysis are **svcsmpl** – the branch of service, and **H12052** – the questionnaire variable. The cases for the analysis are from the South only.

The first task is to build a new filter variable, assigning **1** to the variable when **XTNEXREG = 2**. You would call the variable **filtr\_6** and build it the same way you built the filter, **filtr\_3**. Cases from the South are selected when you activate the filter, and the other cases are filtered out. Check the status line for **Filter On**.

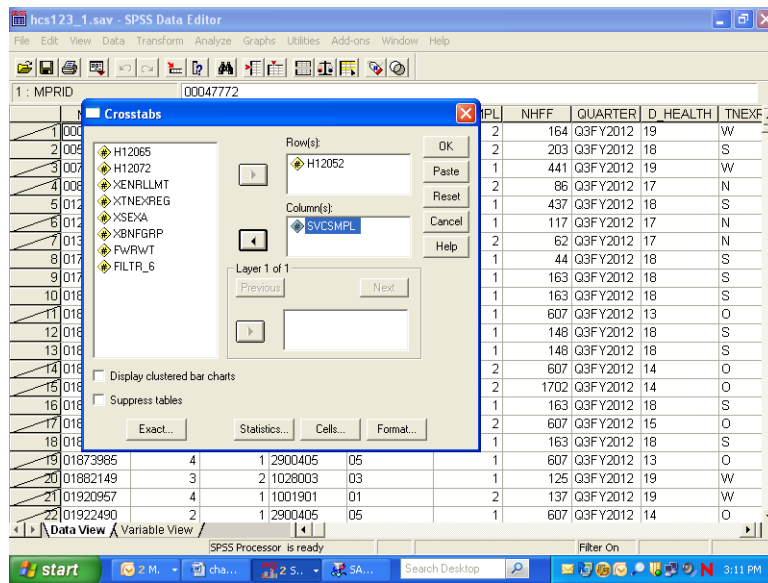
Next, open the **Analyze** menu in the **Data Window**, choosing **Descriptive Statistics** and **Crosstabs**, as shown below.



The **Crosstabs** dialog box will open as follows:

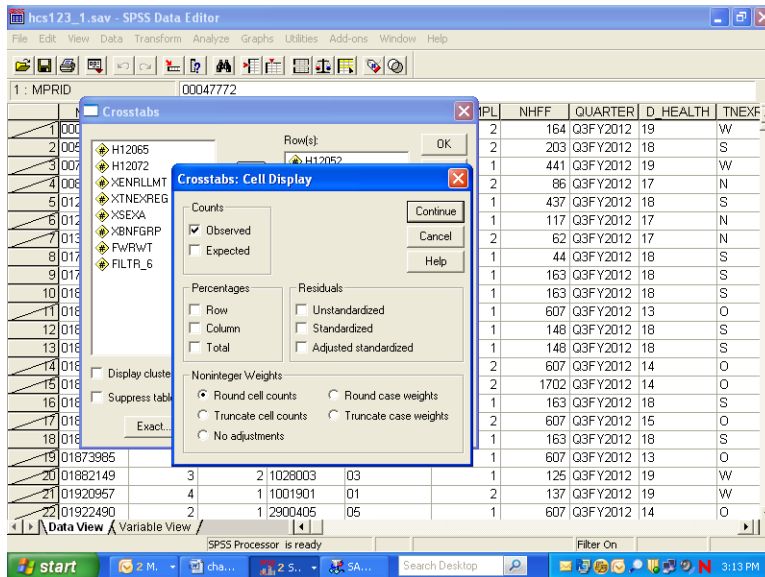


Move **H12052** from the variable list on the left into the box marked **Row(s)**;, and move the variable **svcsmpl** into the box marked **Column(s)**:. The screen will resemble the following:



For this analysis, there are no **Layer** variables, so you can proceed to format the table cells.

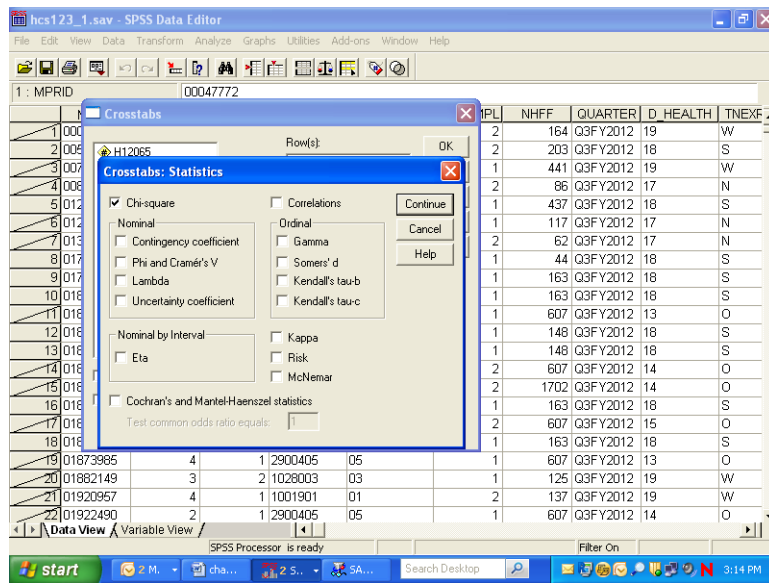
Click on **Cells...** and open the following dialog box.



Under **Counts**, **Observed** is checked. This refers to the cell count, a statistic you want to see, so you would leave it checked. Under **Percentages**, check **Column** because you are interested in the percentage of people in each branch of service. Click **Continue** and return to the original screen.

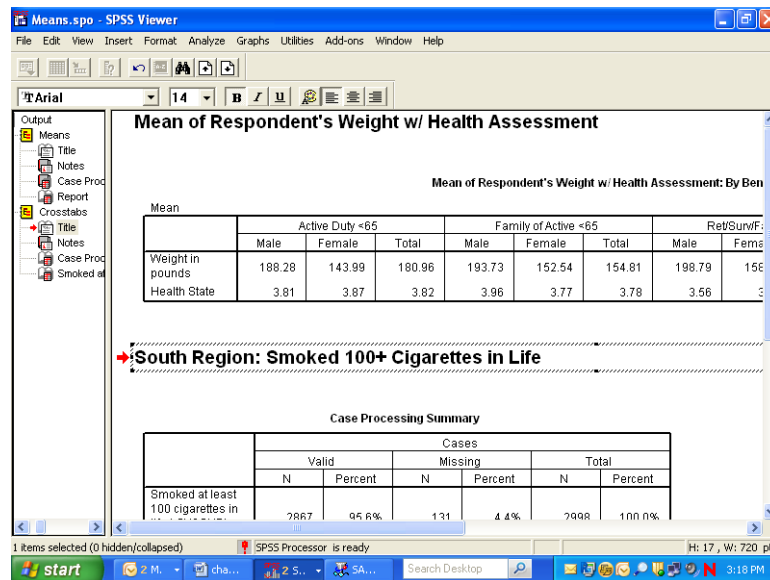
Suppose you also want to see the chi-square statistic. Click on **Statistics**, and the following screen will open:





If you wanted to calculate chi-square, you would check **Chi-square** as in the screen above, click **Continue** to return to the first screen, and click **OK** to run the procedure. **Running Crosstabs** will appear on the status line, together with the case counter. For this crosstabulation we will not reflect the chi-square statistics.

When the run is completed, the output window will open, and you can proceed to reformat the table. For a given work session, SPSS appends new output to previous output--in our case, the **Means** procedure. As shown in the next screen, a second section now appears in the left pane, headed by the word **Crosstabs**. Navigate to the **Title** section and double-click inside the title box to change the text in the box to fit the table, as in the example below.



As you did for the **Means** procedure, you would again evaluate the **Notes** and examine the **Case Processing Summary**. Hide the **Notes** and the **Case Processing Summary** as you did before.

Navigate to the procedure icon. Follow the procedure for opening an **SPSS Pivot Table Object**, open the table in the special editor and maximize the screen as in the following:

Smoked at least 100 cigarettes in life \* SVCSMPL - Branch of Service Crosstabulation

			SVCSMPL - Branch of Service					
			Army	Navy	Marine Corps	Air Force	Coast Guard	Other/Unknown
Smoked at least 100 cigarettes in life	Yes	Count	330	216	38	439	39	
		% within SVCSMPL - Branch of Service	38.0%	45.5%	37.3%	33.8%	38.6%	10.0%
	No	Count	539	259	64	861	62	
		% within SVCSMPL - Branch of Service	62.0%	54.5%	62.7%	66.2%	61.4%	90.0%
Total		Count	869	475	102	1300	101	
		% within SVCSMPL - Branch of Service	100.0%	100.0%	100.0%	100.0%	100.0%	100.0%

The information you requested is in the table, but the table is hard to read. The first possibility is to realign the percent statistic, bringing it into the row dimension. To do this, open the **Pivot** menu and choose **Pivoting Trays**, as in the following screen:

Smoked at least 100 cigarettes in life \* SVCSMPL - Branch of Service Crosstabulation

			SVCSMPL - Branch of Service					
			Army	Navy	Marine Corps	Air Force	Coast Guard	Other/Unknown
Smoked at least 100 cigarettes in life	Yes	Count	330	216	38	439	39	
		% within SVCSMPL - Branch of Service	38.0%	45.5%	37.3%	33.8%	38.6%	10.0%
	No	Count	539	259	64	861	62	
		% within SVCSMPL - Branch of Service	62.0%	54.5%	62.7%	66.2%	61.4%	90.0%
Total		Count	869	475	102	1300	101	
		% within SVCSMPL - Branch of Service	100.0%	100.0%	100.0%	100.0%	100.0%	100.0%

The pivoting tool will appear:

**Smoked at least 100 cigarettes in life ' SVCSMPL - Branch of Service Crosstabulation**

			SVCSMPL - Branch of Service					Other/Unknown
			Army	Navy	Marine Corps	Air Force	Coast Guard	
Smoked at least 100 cigarettes in life	Yes	Count	330	216	38	439	39	
		% within SVCSMPL - Branch of Service	38.0%	45.5%	37.3%	33.8%	38.6%	10.0%
	No	Count	539	259	64	861	62	
		% within SVCSMPL - Branch of Service	62.0%	54.5%	62.7%	66.2%	61.4%	90.0%
Total		Count	869	475	102	1300	101	
		% within SVCSMPL - Branch of Service	100.0%	100.0%	100.0%	100.0%	100.0%	100.0%

**Pivoting Trays2**

The Pivoting Trays2 tool shows a diagram with 'Layers' at the top, 'Columns' in the middle, and 'Rows' at the bottom. The 'Row' tray is currently empty, and the 'Column' tray contains the variable 'SVCSMPL'.

This tool reflects the table structure: rows, columns, and layers. The icons in the margins of the pivoting trays represent the table elements: the variables and the cell statistics. Place the mouse pointer on each icon and notice the element name appear. In this example, on the ROW axis, you would find the variable, **H12052** – smoked at least 100 cigarettes in life, and **Statistics** – the percent of people in each branch of service. On the column axis is the variable, **svcsmpl** – the branch of service.

Place the mouse pointer on the **Statistics** icon. Click and drag the icon from the ROW to the COLUMN dimension. The table immediately reformats as in the following screen:

**Smoked at least 100 cigarettes in life ' SVCSMPL - Branch of Service Crosstabulation**

			SVCSMPL - Branch of Service					
			Army		Navy		Marine Corps	
			Count	% within SVCSMPL - Branch of Service	Count	% within SVCSMPL - Branch of Service	Count	% within SVCSMPL - Branch of Service
Smoked at least 100 cigarettes in life	Yes		330	38.0%	216	45.5%	38	37.3%
	No		539	62.0%	259	54.5%	64	62.7%
Total			869	100.0%	475	100.0%	102	100.0%

**Pivoting Trays2**

The Pivoting Trays2 tool shows a diagram with 'Layers' at the top, 'Columns' in the middle, and 'Rows' at the bottom. The 'Row' tray now contains the variable 'H12052' and the 'Column' tray contains the variable 'SVCSMPL'.

Close the pivoting tool and scroll from side to side in the table. Again, the table appears too wide, but the report will print properly. Notice that the table is much more readable.

The label at the top of the table is the **Variable Label** for **svcsmpl**. Select it by double-clicking and edit it for clarity (see the screen below).

The table is now formatted to accommodate the long percent label, creating a lot of wasted space. Double-click this element, delete the text, and replace it with the word, “Percent”. The empty space disappears and the table appears as follows:

SPSS Pivot Table - table2

Smoked at least 100 cigarettes in life ' SVCSMPL - Branch of Service Crosstabulation

		Branch of Service					
		Army		Navy		Marine Corps	
		Count	Percent	Count	Percent	Count	Percent
Smoked at least 100 cigarettes in life	Yes	330	38.0%	216	45.5%	38	37.3%
	No	539	62.0%	259	54.5%	64	62.7%
Total		869	100.0%	475	100.0%	102	100.0%

Next, notice that the label for **H12052** is awkward. Select and clear it.

Last, edit the text in the table label so that it better expresses the content of the table. The finished table appears as follows:

SPSS Pivot Table - table2

Smoked At Least 100+ Cigarettes in Life: By Branch of Service: South Region

		Branch of Service						
		Army		Navy		Marine Corps		Air Force
		Count	Percent	Count	Percent	Count	Percent	Count
Yes		330	38.0%	216	45.5%	38	37.3%	439
No		539	62.0%	259	54.5%	64	62.7%	861
Total		869	100.0%	475	100.0%	102	100.0%	1300

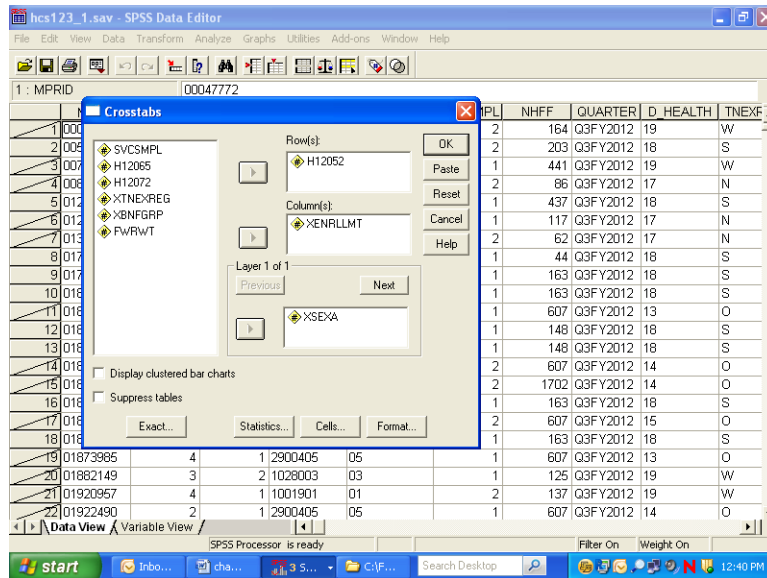
Check **Print Preview** to see if the table is acceptable.

The last example shows you how to add a **Layer** dimension to a **Crosstabs** analysis. Using the same row variable, **H12052**, suppose you want to look at the percentage of people by their enrollment status

in TRICARE Prime, **xenrllmt**, who smoked at least 100 cigarettes in their lifetime. Suppose you are also interested in sex differences, **xsexa**, among the groupings. **Xsexa** is the **Layer** variable. You want to remain in the South region, using **filtr\_6** as the filter variable. The cases will be weighted by **FWRWT**.

The status line indicates **Weight On** and **Filter On**. Verify that both the weight and the filter variables are appropriate.

Once more, open the **Crosstabs** dialog box, enter the analysis variables, and set the **Cells** options, checking **Column** under **Percentages** until the dialog box looks like the following:



Do the following:

- Run Crosstabs.
- Edit the **Title** element in the **Output Navigator**.
- Examine **Notes** and the **Case Processing Summary** to verify that the crosstab ran as expected.
- Open the table as an **SPSS Pivot Table Object**, and the following will appear:

SPSS Pivot Table - table2

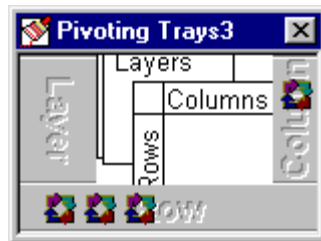
File Edit View Insert Pivot Format Help

Smoked at least 100 cigarettes in life ' Enrollment in TRICARE Prime ' Male or Female - R  
Crosstabulation

				Enrollment in TRICARE Prime			
Male or Female - R				Active Duty - under 65	Enrolled - under 65	Not enrolled - under 65	Not enrolled - 65 or over
Male	Smoked at least 100 cigarettes in life	Yes	Count % within Enrollment in TRICARE Prime	117933 38.2%	144184 51.4%	78630 45.0%	228883 69.6%
		No	Count % within Enrollment in TRICARE Prime	191185 61.8%	136118 48.6%	93795 55.0%	99860 30.4%
	Total	Count % within Enrollment in TRICARE Prime	309118 100.0%	280302 100.0%	170425 100.0%	328743 100.0%	
Female	Smoked at least 100 cigarettes in life	Yes	Count % within Enrollment in TRICARE Prime	15954 26.3%	145036 28.8%	84824 31.5%	119278 39.6%
		No	Count % within Enrollment in TRICARE Prime	44746 73.7%	357809 71.2%	184299 68.5%	181726 60.4%
	Total	Count % within Enrollment in TRICARE Prime	60700 100.0%	502845 100.0%	269123 100.0%	301004 100.0%	

The table is difficult to read, but you can improve it by doing the following.

Select the **Pivot** menu to activate the **Pivoting Trays**. The table structure is reproduced in the tool as follows:



Place the mouse pointer on each small icon to find the second grouping variable, labeled **Male or Female - R**, in the ROW dimension. Move it to the COLUMN dimension, and the table changes to the following:

SPSS Pivot Table - table2

Smoked at least 100 cigarettes in life ' Enrollment in TRICARE Prime ' Male or Female - R Crosstabulation

			Enrollment in TRICARE Prime						N	
			Active Duty - under 65		Enrolled - under 65		Not enrolled - under 65			enro
			Male or Female - R		Male or Female - R		Male or Female - R			
Smoked at least 100 cigarettes in life	Yes	Count	117933	15954	144184	145036	76630	84824	22	
		% within Enrollment in TRICARE Prime	38.2%	26.3%	51.4%	28.8%	45.0%	31.5%	€	
Smoked at least 100 cigarettes in life	No	Count	191185	44746	136118	357809	93795	184299	€	
		% within Enrollment in TRICARE Prime	61.8%	73.7%	48.6%	71.2%	55.0%	68.5%	€	
Total	Count	309118	60700	280302	502845	170425	269123	32		
Total	% within Enrollment in TRICARE Prime	100.0%	100.0%	100.0%	100.0%	100.0%	100.0%	100.0%	100.0%	

Pivoting Trays2

Then drag the **Statistics** icon to the COLUMN dimension to produce the following change:

SPSS Pivot Table - table2

Smoked at least 100 cigarettes in life ' Enrollment in TRICARE Prime ' Male or Female - R Crosstabulation

			Enrollment in TRICARE Prime					
			Active Duty - under 65			Enrolled - under 65		
			Male or Female - R			Male or Female - R		
			Male		Female	Male		Female
Smoked at least 100 cigarettes in life	Yes	Count	% within Enrollment in TRICARE Prime	Count	% within Enrollment in TRICARE Prime	Count	% within Enrollment in TRICARE Prime	
		117933	38.2%	15954	26.3%	144184	51.4%	
Smoked at least 100 cigarettes in life	No	Count	% within Enrollment in TRICARE Prime	Count	% within Enrollment in TRICARE Prime	Count	% within Enrollment in TRICARE Prime	
		191185	61.8%	44746	73.7%	136118	48.6%	
Total	Count	309118	100.0%	60700	100.0%	280302	100.0%	

Pivoting Trays2

Close the **Pivoting Trays** and hide the dimension label, **Male or Female - R**, in the table. Then, change the percent label to "Percent" and delete the label for **H12052** in the row dimension. Last, revise the label above the table to make it more informative.

The resulting table is both clear and informative.

The screenshot shows the SPSS Pivot Table window with the following data:

South Region: Smoked 100+ Cigarettes in Life: Enrollment Status By Gender								
Enrollment in TRICARE Prime								
Active Duty - under 65								
Enrolled - under 65								
Male			Female			Female		
	Count	Percent	Count	Percent	Count	Percent	Count	Percent
Yes	117933	38.2%	15954	26.3%	144184	51.4%	145036	28.8%
No	191185	61.8%	44746	73.7%	136118	48.6%	357809	71.2%
Total	309118	100.0%	60700	100.0%	280302	100.0%	502845	100.0%

The Print Preview, as in the view below, shows how the report will print.

The screenshot shows the SPSS Viewer window displaying a print preview of the pivot table. The table is formatted for printing and includes the following data:

South Region: Smoked 100+ Cigarettes in Life: Enrollment Status By Gender								
Enrollment in TRICARE Prime								
Active Duty - under 65								
Male			Female			Female		
	Count	Percent	Count	Percent	Count	Percent	Count	Percent
Yes	117933	38.2%	15954	26.3%	144184	51.4%	145036	28.8%
No	191185	61.8%	44746	73.7%	136118	48.6%	357809	71.2%
Total	309118	100.0%	60700	100.0%	280302	100.0%	502845	100.0%

South Region: Smoked 100+ Cigarettes in Life: Enrollment Status By Gender								
Enrollment in TRICARE Prime								
Enrolled - under 65								
Male			Female			Female		
	Count	Percent	Count	Percent	Count	Percent	Count	Percent
Yes	144184	51.4%	145036	28.8%	136118	48.6%	357809	71.2%
No	136118	48.6%	357809	71.2%	280302	100.0%	502845	100.0%
Total	280302	100.0%	502845	100.0%	280302	100.0%	502845	100.0%



## CALCULATING VARIANCES OF ESTIMATES

Sampling error occurs when estimates are derived from a sample rather than a complete census of the population. The sample used for a particular survey is only one of a large number of possible samples of the same size and design that could have been selected. Even if the same questionnaire and instructions were used, the estimates from each sample would differ from the others. The standard error (or square root of the variance) indicates the magnitude of the sampling error and thus measures the precision expected from a particular sample.

It is desirable to assess the accuracy of an estimate. The standard error of a survey estimate measures the precision with which an estimate from one sample approximates the true population value. The standard error can be used to construct confidence intervals for survey parameters, within which the true parameter lies within a measurable degree of certainty.

This section explains how to estimate standard errors or variances for estimators computed from the Quarter III, 2012 Adult HCSDb. For a full discussion of variance estimation methods, see Wolter (1985) and references cited therein.

### Variance Estimation Methods

To account for complex estimators for the sample design<sup>1</sup>, it is customary to use either Taylor series linearization or a resampling method for variance estimation. Neither variance estimation method is, in general, better so the choice of one or the other is largely a matter of convenience. To help users to estimate standard errors using Taylor series linearization or Jackknife replication, the public release files for the Quarter III, 2012 Adult HCSDb include the following variables:

- The stratum variable (STRATUM) for the Taylor series linearization method
- Quarterly final weight (FWRWT)
- Quarterly jackknife replicate weights (FWRWT01 to FWRWT60)

Three popular software packages are available for performing Taylor series linearization method: SAS/STAT<sup>®</sup> version 8.0 or higher, SUDAAN<sup>™</sup> (Research Triangle Institute, 2001) and WesVarPC (Brick et al. 1996), respectively. The last two software packages can be used for replication methods including Jackknife variance estimation. The discussion below explains how SUDAAN and SAS are used to calculate variance estimates using Taylor series linearization method, and how SUDAAN and WesVarPC are used to calculate variance estimates using Jackknife replication method.

### Taylor Series Linearization Method

For most sample designs (including the Quarter III, 2012 Adult HCSDb), design-based variance estimates for linear estimators of totals or means can be obtained with explicit formulas. However, nonlinear functions such as ratios do not have exact expressions for the variance. The Taylor series linearization method approximates the variance of a nonlinear estimator with the variances of the linear terms from the Taylor series expansion. Woodruff (1971) presented applications of this technique to sample surveys. Details on this method can also be found in “The 2012 Health Care Survey of DoD Beneficiaries: Adult Technical Manual”.

To calculate variance estimates based on the Taylor series linearization method with HCSDb's stratified sampling design, both the stratum variable (STRATUM) and the final weight (FWRWT) specified for each data record are needed.

---

<sup>1</sup>The 2012 HCSDb uses a stratified sampling design. For details, see “Health Care Survey of DoD Beneficiaries: 2012 Adult Sampling Report.” Washington, DC: Mathematica Policy Research, August 2011.

## SUDAAN

SUDAAN incorporates the final analysis weight and the survey design to obtain estimates and their sampling errors. With a small overall sampling rate of about 1 percent, you can use the with-replacement design procedure (STRWR) in calculating standard errors.

All SUDAAN procedures require the following:

- The specification of sampling design. The terminology for the stratified with-replacement sample design is DESIGN = STRWR.
- The data file sorted by the variable specified in the NEST statement. For the Quarter III, 2012 Adult HCSDb, the data file for adults must be sorted by STRATUM before using any SUDAAN procedure.
- A FILE TYPE appropriate for SUDAAN, if you use a stand-alone SUDAAN program. For example, some SUDAAN PC versions under Windows or MS-DOS accept only V6.02 through V6.04 SAS files, and FILE TYPE must be specified as SAS. SAS-callable SUDAAN is also available and can be invoked directly in a SAS program with any available SAS file as input; FILE TYPE is not needed here.
- The WEIGHT variable is FWRWT.

The following program is an example of how to use SUDAAN to calculate variance estimates for a mean statistic. Suppose you want to estimate:

- The rating of a specialist (H12031), among all beneficiaries who smoked at least 100 cigarettes in their lifetime (H12052=1) for each TNEX region (XTNEXREG)

```
PROC DESCRIPT DATA=HCSDb /*FILETYPE=SAS*/ DESIGN=STRWR;  
WEIGHT          FWRWT;  
NEST            STRATUM;  
SUBPOPN        H12052=1;  
SUBGROUP       XTNEXREG;  
LEVELS         4;  
VAR            H12031;  
RUN;
```

The following program is an example of how to use SUDAAN to calculate variance estimates for column percentages or row percentages. Suppose you want to estimate:

- A cross tabulation of respondents in TNEX region 3 who last had a blood pressure reading less than 12 months ago, 1 to 2 years ago, and more than 2 years ago (H12049) by TRICARE enrollment (XENRLLMT).

```
PROC CROSSTAB DATA=HCSDb /*FILETYPE=SAS*/ DESIGN=STRWR;  
WEIGHT          FWRWT;  
NEST            STRATUM;  
SUBPOPN        XTNEXREG = 3;  
SUBGROUP       H12049 XENRLLMT;  
LEVELS         3 5;  
TABLES         H12049 *XENRLLMT;  
RUN;
```

From the above examples, users should note that:

- PROC DESCRIPT can be used to compute estimates of means and the corresponding standard errors.
- PROC CROSSTAB can be used to compute estimates of proportions and the corresponding standard errors.

For a more detailed and complete discussion of how to use SUDAAN, see Research Triangle Institute (2001).

## SAS

SAS/STAT version 8.0 and higher provide procedures for survey sampling. These procedures can be used to analyze data from a stratified random sampling. These procedures include:

- PROC SURVEYMEANS: for estimating population means, totals, and proportions, including domain (subpopulation) estimates
- PROC SURVEYREG: for performing linear regression model fitting.

The following procedures were added to SAS/STAT version 9.0:

- PROC SURVEYFREQ: for constructing one-way frequency tables, two-way and multiway crosstabulation tables, and estimating population totals and proportions
- PROC SURVEYLOGISTIC: for performing cumulative logit regression model fitting, logit, complementary log-log, and probit link functions, and generalized logit regression model fitting.

The above procedures currently provide only the Taylor series linearization method to estimate standard error or variance of the estimate.

The following program is an example of how to use SAS/STAT to calculate variance estimates for a mean statistic. Suppose you want to estimate:

- The rating of a specialist (H12031), among all beneficiaries who smoked at least 100 cigarettes in their lifetime (H12052=1) for each TNEX region (XTNEXREG)

```
PROC SURVEYMEANS DATA=HCSDB;  
WEIGHT          FWRWT;  
STRATA          STRATUM;  
DOMAIN          H12052 * XTNEXREG;  
VAR             H12031;  
RUN;
```

The above codes will provide output for H12052=1 and 2. User only needs to use output from H12052=1.

The following program is an example of how to use SAS/STAT to calculate variance estimates for column percentages or row percentages. Suppose you want to estimate:

- A cross tabulation of respondents in each TNEX region who last had a blood pressure reading less than 12 months ago, 1 to 2 years ago, and more than 2 years ago (H12049) by TRICARE enrollment (XENRLLMT).

```
PROC SURVEYFREQ DATA=HCSDB;  
WEIGHT          FWRWT;  
STRATA          STRATUM;  
TABLES         XTNEXREG * H12049 * XENRLLMT;  
RUN;
```

For a more detailed and complete discussion of how to use SAS/STAT, see SAS Institute Inc. (2004).

### Jackknife Replication Method

Another popular way to estimate the variance is to use a resampling method such as Jackknife replication, balanced repeated replication, random groups, or the bootstrap method. Like other replication methods, Jackknife replication constructs a number of subsamples (replicates) from the full sample and computes the statistics of interest for each replicate (with the same formula as the full sample estimate). The mean square error of the replicate estimates around their corresponding full estimate provides an estimate of the sampling variance of the statistic of interest regardless of the functional form of the statistic.

There are 60 replicate weights (FWRWT01-FWRWT60) for the Quarter III, 2012 Adult HCSDB file. Construction of these weights is described in the “2012 Health Care Survey of DoD Beneficiaries: Adult Technical Manual”. With the replicate weights, you can produce Jackknife standard errors using in-house or custom-written software, or you can use a publicly available software package such as WesVarPC or SUDAAN 8. Because WesVarPC 2.02 is available as freeware on the World Wide Web (<http://www.westat.com/wesvar/demo/index.html>), the example below explains how it is used to produce Jackknife variance estimates for statistics from the Quarter III, 2012 Adult HCSDB.

Suppose you want to estimate the mean rating of specialists (H12031) among all beneficiaries who smoked at least 100 cigarettes in their lifetime (H12052=1) for each region (XTNEXREG). You would use SUDAAN or WesVarPC as follows.

### SUDAAN

```
PROC DESCRIPT DATA=HCSDB DESIGN=JACKKNIFE;  
WEIGHT          FWRWT ;  
JACKWGTS       FWRWT1-FWRWT60 / ADJJACK=1 ;  
SUBPOPN        H12052=1;  
SUBGROUP       XTNEXREG;  
LEVELS         4;  
VAR            H12031 ;  
OUTPUT         NSUM MEAN SEMEAN / TABLECELL=DEFAULT FILENAME=OUT1 ;  
RUN;
```

### WESVARPC

- **Create a SAS V6.04 file, SAS Transport file, or ASCII file.** WesVarPC has a restriction for the input data format. All files must be converted to one of these three types of files before being imported to WesVarPC.
- **Create a WesVarPC data file.** From the *Prep* menu, choose the *Import Data Files* screen and import all variables for the analysis. For this example, input H12052, H12031, and XTNEXREG into the *Variables* box, FWRWT1-FWRWT60 into the *Replicates* box, and MPRID into the *ID* box. Also specify the replication method as JK1 on this screen.

- **Create a data file for the subpopulation.** Specify the subpopulation by choosing the *Subpop WesVarPC Data File* from the *Prep* menu: H12052=1.
- **Calculate estimates.** From the *Tables* menu, choose **New** and select the file created from the above procedure. Then, from the *Table Request* screen, specify H12031 as the **Analysis** variable, MEAN (H12031) as the **Compute Statistics**, and XTNEXREG as the **Table**.

The above steps can also be followed to produce standard errors. The WesVarPC user's manual (Brick et al. 1996) provides other possible methods for producing standard errors. The latest WesVarPC 4.0 is no longer freeware and can be purchased from Westat.

***PAGE IS INTENTIONALLY LEFT BLANK TO ALLOW FOR DOUBLE-SIDED COPYING***

## Chapter

## 5

## Codebook

This chapter describes every variable in the database. This codebook will also be helpful in identifying which data are available for various analyses, and what, if any, recoding of variables will meet your needs. It may also be useful in reviewing output.

The variables are in order based on their order in the database. An alphabetical listing (see Table of Contents) is provided to assist in locating variables.

The codebook contains frequency distributions for both discrete and continuous variables. A discrete variable is one that has only a few values. A continuous variable may have many possible values.

Below are two examples of the presentation of variables in the codebook. For each variable, we include the variable name, definition, weighted and unweighted frequency distributions, and the format value for each value. The first example contains a frequency distribution for a discrete variable.

<b>H12005 - In last year: facility used most for health care</b>					
<b>Value</b>	<b>Unweighted</b>		<b>Weighted</b>		<b>Formatted Value</b>
	<b>Count</b>	<b>Percent</b>	<b>Count</b>	<b>Percent</b>	
.	47	0.47	50529.03	0.67	Did not answer
1	5583	55.35	2611691.00	34.88	A military facility
2	3775	37.42	4213791.00	56.27	A civilian facility
3	43	0.43	40639.14	0.54	Uniformed Services Fam Hlth Plan facility
4	291	2.88	318904.00	4.26	Veterans Affairs (VA) clinic or hospital
5	348	3.45	252387.70	3.37	Went to none of listed types of facility

The table below contains an example of a frequency distribution for a continuous variable: age. The frequency does not list every possible value of age individually but instead shows several age ranges that together cover all possible values of age. You will notice that the second to last range representing ages “75 years to 85” includes 297 respondents aged 75 to 85.

<b>RDAGEQY - Age at time of sample preparation-Capped (18 and below, 86 and above)</b>					
<b>Value</b>	<b>Unweighted</b>		<b>Weighted</b>		<b>Formatted Value</b>
	<b>Count</b>	<b>Percent</b>	<b>Count</b>	<b>Percent</b>	
18	73	0.72	96573.22	1.29	18 and younger
19 -- 34	3332	33.03	2292076.00	30.61	19--34
35 -- 44	1959	19.42	901475.70	12.04	35--44
45 -- 54	1834	18.18	831178.50	11.10	45--54
55 -- 64	2112	20.94	1384544.00	18.49	55--64
65 -- 74	414	4.10	1058148.00	14.13	65--74
75 -- 85	297	2.94	756336.70	10.10	75--85
86	66	0.65	167610.10	2.24	86 and older



<b>MPRID - Unique MPR identifier</b>					
<b>Value</b>	<b>Unweighted Count</b>	<b>Percent</b>	<b>Weighted Count</b>	<b>Percent</b>	<b>Formatted Value</b>
00047772 -- 14632263	10087	100.00	7487942.00	100.00	00000001--99999999

<b>SVCSMPL - Branch of service sampling variable</b>					
<b>Value</b>	<b>Unweighted Count</b>	<b>Percent</b>	<b>Weighted Count</b>	<b>Percent</b>	<b>Formatted Value</b>
1	2881	28.56	2980501.00	39.80	Army
2	2146	21.27	1678750.00	22.42	Navy
3	613	6.08	523133.90	6.99	Marine Corps
4	4027	39.92	2047234.00	27.34	Air Force
5	339	3.36	218749.00	2.92	Coast Guard
6	81	0.80	39574.60	0.53	Other/Unknown

<b>SEXSMPL - Sex sampling variable</b>					
<b>Value</b>	<b>Unweighted Count</b>	<b>Percent</b>	<b>Weighted Count</b>	<b>Percent</b>	<b>Formatted Value</b>
1	5246	52.01	3768429.00	50.33	Male
2	4841	47.99	3719513.00	49.67	Female

<b>STRATUM - Sampling stratum</b>					
<b>Value</b>	<b>Unweighted Count</b>	<b>Percent</b>	<b>Weighted Count</b>	<b>Percent</b>	<b>Formatted Value</b>
0999911	54	0.54	138139.00	1.84	999911
1000101	16	0.16	1962.47	0.03	1000101
1000103	10	0.10	944.02	0.01	1000103
1000106	32	0.32	5128.06	0.07	1000106
1000301	17	0.17	5548.14	0.07	1000301
1000303	14	0.14	3474.42	0.05	1000303
1000306	19	0.19	4259.44	0.06	1000306
1000401	26	0.26	3473.97	0.05	1000401
1000403	12	0.12	2436.27	0.03	1000403
1000406	28	0.28	5904.20	0.08	1000406
1000501	10	0.10	13638.05	0.18	1000501
1000503	3	0.03	2624.33	0.04	1000503
1000506	7	0.07	3412.32	0.05	1000506

2012 HEALTH CARE SURVEY OF DOD BENEFICIARIES – QUARTER III

1000601	31	0.31	7363.63	0.10	1000601
1000603	18	0.18	6844.18	0.09	1000603
1000606	19	0.19	8343.37	0.11	1000606
1000801	15	0.15	4457.29	0.06	1000801
1000803	8	0.08	1970.02	0.03	1000803
1000806	19	0.19	2308.51	0.03	1000806
1000901	30	0.30	7984.29	0.11	1000901
1000903	9	0.09	2168.28	0.03	1000903
1000906	28	0.28	8361.79	0.11	1000906
1001001	37	0.37	7459.85	0.10	1001001
1001003	17	0.17	3644.68	0.05	1001003
1001006	17	0.17	3864.59	0.05	1001006
1001301	52	0.52	8017.46	0.11	1001301
1001303	7	0.07	1317.71	0.02	1001303
1001306	10	0.10	1620.75	0.02	1001306
1001401	19	0.19	10491.96	0.14	1001401
1001403	7	0.07	6018.03	0.08	1001403
1001406	14	0.14	8890.01	0.12	1001406
1001801	40	0.40	3024.25	0.04	1001801
1001803	12	0.12	1186.54	0.02	1001803
1001806	13	0.13	1237.15	0.02	1001806
1001901	37	0.37	3074.28	0.04	1001901
1001903	12	0.12	1341.52	0.02	1001903
1001906	8	0.08	850.65	0.01	1001906
1002401	15	0.15	32522.02	0.43	1002401
1002403	7	0.07	13171.76	0.18	1002403
1002406	11	0.11	10135.13	0.14	1002406
1002601	30	0.30	2634.55	0.04	1002601
1002603	19	0.19	2154.34	0.03	1002603
1002606	12	0.12	1075.11	0.01	1002606
1002801	25	0.25	8793.42	0.12	1002801
1002803	11	0.11	2786.14	0.04	1002803
1002806	11	0.11	1946.91	0.03	1002806
1002901	27	0.27	52258.31	0.70	1002901
1002903	6	0.06	4985.40	0.07	1002903
1002906	13	0.13	15480.67	0.21	1002906
1003001	25	0.25	11125.58	0.15	1003001
1003003	17	0.17	5852.17	0.08	1003003
1003006	10	0.10	1884.82	0.03	1003006
1003201	6	0.06	20653.27	0.28	1003201
1003203	6	0.06	14040.24	0.19	1003203
1003206	6	0.06	13673.60	0.18	1003206
1003301	18	0.18	5958.15	0.08	1003301
1003303	10	0.10	2093.83	0.03	1003303
1003306	25	0.25	11254.40	0.15	1003306
1003801	28	0.28	24225.47	0.32	1003801
1003803	5	0.05	3371.69	0.05	1003803
1003806	10	0.10	10444.56	0.14	1003806
1003901	27	0.27	19277.10	0.26	1003901
1003903	6	0.06	6079.54	0.08	1003903
1003906	15	0.15	14520.60	0.19	1003906
1004201	23	0.23	8924.54	0.12	1004201
1004203	8	0.08	5276.87	0.07	1004203
1004206	20	0.20	9780.58	0.13	1004206
1004301	25	0.25	3123.89	0.04	1004301
1004303	7	0.07	1628.28	0.02	1004303
1004306	23	0.23	4470.83	0.06	1004306
1004501	20	0.20	5452.37	0.07	1004501

2012 HEALTH CARE SURVEY OF DOD BENEFICIARIES – QUARTER III

1004503	10	0.10	4147.42	0.06	1004503
1004506	26	0.26	15342.44	0.20	1004506
1004601	11	0.11	1580.27	0.02	1004601
1004603	11	0.11	1484.01	0.02	1004603
1004606	33	0.33	7532.13	0.10	1004606
1004701	13	0.13	13889.43	0.19	1004701
1004703	7	0.07	4319.29	0.06	1004703
1004706	19	0.19	14257.29	0.19	1004706
1004801	8	0.08	21003.75	0.28	1004801
1004803	7	0.07	6911.51	0.09	1004803
1004806	14	0.14	15826.57	0.21	1004806
1004901	10	0.10	20972.96	0.28	1004901
1004903	9	0.09	12715.01	0.17	1004903
1004906	11	0.11	9674.44	0.13	1004906
1005101	30	0.30	3920.68	0.05	1005101
1005103	12	0.12	1946.92	0.03	1005103
1005106	20	0.20	4546.61	0.06	1005106
1005201	15	0.15	30262.87	0.40	1005201
1005203	11	0.11	21569.33	0.29	1005203
1005206	3	0.03	3278.67	0.04	1005206
1005301	33	0.33	4215.74	0.06	1005301
1005303	5	0.05	783.84	0.01	1005303
1005306	14	0.14	2294.96	0.03	1005306
1005501	36	0.36	7393.66	0.10	1005501
1005503	14	0.14	2979.17	0.04	1005503
1005506	24	0.24	5754.18	0.08	1005506
1005601	7	0.07	5693.85	0.08	1005601
1005603	11	0.11	6109.02	0.08	1005603
1005606	9	0.09	8276.57	0.11	1005606
1005701	15	0.15	20175.32	0.27	1005701
1005703	10	0.10	8120.27	0.11	1005703
1005706	9	0.09	4388.54	0.06	1005706
1005801	23	0.23	5174.00	0.07	1005801
1005803	14	0.14	2864.77	0.04	1005803
1005806	20	0.20	3105.00	0.04	1005806
1006001	6	0.06	20603.27	0.28	1006001
1006003	6	0.06	18857.05	0.25	1006003
1006006	7	0.07	11736.22	0.16	1006006
1006101	12	0.12	12282.29	0.16	1006101
1006103	9	0.09	5972.36	0.08	1006103
1006106	18	0.18	8230.84	0.11	1006106
1006201	33	0.33	6082.75	0.08	1006201
1006203	12	0.12	2950.22	0.04	1006203
1006206	12	0.12	3024.73	0.04	1006206
1006401	8	0.08	8703.77	0.12	1006401
1006403	11	0.11	6392.45	0.09	1006403
1006406	8	0.08	2096.81	0.03	1006406
1006601	34	0.34	10678.70	0.14	1006601
1006603	5	0.05	1670.03	0.02	1006603
1006606	17	0.17	7646.26	0.10	1006606
1006701	43	0.43	28351.13	0.38	1006701
1006703	10	0.10	3777.57	0.05	1006703
1006706	9	0.09	4396.30	0.06	1006706
1006801	26	0.26	5286.02	0.07	1006801
1006803	9	0.09	1928.11	0.03	1006803
1006806	18	0.18	4116.84	0.05	1006806
1006901	28	0.28	23090.37	0.31	1006901
1006903	15	0.15	9500.63	0.13	1006903

2012 HEALTH CARE SURVEY OF DOD BENEFICIARIES – QUARTER III

1006906	14	0.14	10288.83	0.14	1006906
1007301	22	0.22	8571.50	0.11	1007301
1007303	7	0.07	1593.70	0.02	1007303
1007306	25	0.25	10150.61	0.14	1007306
1007401	26	0.26	1799.52	0.02	1007401
1007403	47	0.47	1722.48	0.02	1007403
1007501	12	0.12	9696.43	0.13	1007501
1007503	12	0.12	5411.59	0.07	1007503
1007506	7	0.07	2659.27	0.04	1007506
1007601	39	0.39	4320.91	0.06	1007601
1007603	13	0.13	1947.74	0.03	1007603
1007606	13	0.13	1968.35	0.03	1007606
1007701	36	0.36	2856.50	0.04	1007701
1007703	16	0.16	1753.49	0.02	1007703
1007706	19	0.19	2538.82	0.03	1007706
1007801	16	0.16	4685.05	0.06	1007801
1007803	9	0.09	3561.08	0.05	1007803
1007806	23	0.23	10047.94	0.13	1007806
1007901	32	0.32	11379.16	0.15	1007901
1007903	7	0.07	3499.57	0.05	1007903
1007906	30	0.30	16596.46	0.22	1007906
1008301	23	0.23	3337.90	0.04	1008301
1008303	12	0.12	1394.83	0.02	1008303
1008306	21	0.21	4931.27	0.07	1008306
1008601	21	0.21	10371.23	0.14	1008601
1008603	9	0.09	1280.54	0.02	1008603
1008606	9	0.09	783.06	0.01	1008606
1008901	11	0.11	39600.70	0.53	1008901
1008903	5	0.05	20419.21	0.27	1008903
1008906	14	0.14	22034.74	0.29	1008906
1009101	25	0.25	51022.43	0.68	1009101
1009103	8	0.08	8394.69	0.11	1009103
1009106	15	0.15	4266.88	0.06	1009106
1009201	16	0.16	3800.15	0.05	1009201
1009203	16	0.16	2525.07	0.03	1009203
1009206	22	0.22	2912.79	0.04	1009206
1009401	32	0.32	5736.91	0.08	1009401
1009403	9	0.09	2149.77	0.03	1009403
1009406	8	0.08	883.31	0.01	1009406
1009501	17	0.17	4993.89	0.07	1009501
1009503	9	0.09	2930.51	0.04	1009503
1009506	26	0.26	15612.85	0.21	1009506
1009601	47	0.47	9931.20	0.13	1009601
1009603	7	0.07	1581.53	0.02	1009603
1009606	19	0.19	5010.24	0.07	1009606
1009801	12	0.12	11730.90	0.16	1009801
1009803	7	0.07	4138.38	0.06	1009803
1009806	14	0.14	7332.85	0.10	1009806
1010001	29	0.29	13445.36	0.18	1010001
1010003	7	0.07	3984.78	0.05	1010003
1010006	7	0.07	2659.95	0.04	1010006
1010101	44	0.44	5725.39	0.08	1010101
1010103	14	0.14	3146.58	0.04	1010103
1010106	6	0.06	1234.03	0.02	1010106
1010301	24	0.24	8069.70	0.11	1010301
1010303	10	0.10	3154.66	0.04	1010303
1010306	9	0.09	2311.12	0.03	1010306
1010401	7	0.07	4515.84	0.06	1010401

2012 HEALTH CARE SURVEY OF DOD BENEFICIARIES – QUARTER III

1010403	15	0.15	5960.63	0.08	1010403
1010406	12	0.12	3802.97	0.05	1010406
1010501	12	0.12	9116.75	0.12	1010501
1010503	7	0.07	4055.74	0.05	1010503
1010506	11	0.11	6887.53	0.09	1010506
1010801	12	0.12	38209.35	0.51	1010801
1010803	4	0.04	7381.51	0.10	1010803
1010806	8	0.08	6544.85	0.09	1010806
1010901	18	0.18	22392.62	0.30	1010901
1010903	9	0.09	4482.59	0.06	1010903
1010906	19	0.19	13454.79	0.18	1010906
1011001	7	0.07	33492.49	0.45	1011001
1011003	4	0.04	23987.79	0.32	1011003
1011006	9	0.09	16001.56	0.21	1011006
1011201	47	0.47	5160.77	0.07	1011201
1011203	7	0.07	742.47	0.01	1011203
1011206	14	0.14	2007.90	0.03	1011206
1011301	30	0.30	2623.00	0.04	1011301
1011303	4	0.04	427.81	0.01	1011303
1011306	27	0.27	3099.62	0.04	1011306
1011701	22	0.22	10591.42	0.14	1011701
1011703	12	0.12	9521.55	0.13	1011703
1011706	19	0.19	17446.38	0.23	1011706
1011801	33	0.33	8183.57	0.11	1011801
1011803	7	0.07	943.75	0.01	1011803
1011806	6	0.06	1149.68	0.02	1011806
1011901	29	0.29	4803.13	0.06	1011901
1011903	10	0.10	3328.26	0.04	1011903
1011906	18	0.18	3797.79	0.05	1011906
1012001	23	0.23	8490.38	0.11	1012001
1012003	15	0.15	8014.17	0.11	1012003
1012006	16	0.16	9530.83	0.13	1012006
1012101	12	0.12	5976.87	0.08	1012101
1012103	7	0.07	2996.78	0.04	1012103
1012106	16	0.16	8169.11	0.11	1012106
1012201	14	0.14	4807.73	0.06	1012201
1012203	11	0.11	5086.37	0.07	1012203
1012206	18	0.18	4963.24	0.07	1012206
1012301	20	0.20	19820.50	0.26	1012301
1012303	24	0.24	18461.56	0.25	1012303
1012306	22	0.22	14787.06	0.20	1012306
1012401	19	0.19	39862.18	0.53	1012401
1012403	9	0.09	20898.14	0.28	1012403
1012406	10	0.10	11310.67	0.15	1012406
1012501	8	0.08	29093.61	0.39	1012501
1012503	7	0.07	20020.89	0.27	1012503
1012506	12	0.12	30185.79	0.40	1012506
1012601	15	0.15	13058.12	0.17	1012601
1012603	8	0.08	6428.16	0.09	1012603
1012606	20	0.20	10580.85	0.14	1012606
1012701	26	0.26	8433.69	0.11	1012701
1012703	10	0.10	3181.75	0.04	1012703
1012706	10	0.10	2551.82	0.03	1012706
1012801	43	0.43	4361.76	0.06	1012801
1012803	7	0.07	806.86	0.01	1012803
1012806	21	0.21	2480.38	0.03	1012806
1012901	44	0.44	4563.81	0.06	1012901
1012903	6	0.06	857.68	0.01	1012903

2012 HEALTH CARE SURVEY OF DOD BENEFICIARIES – QUARTER III

1012906	5	0.05	668.73	0.01	1012906
1013101	13	0.13	5198.94	0.07	1013101
1013103	15	0.15	2665.59	0.04	1013103
1023101	37	0.37	4633.91	0.06	1023101
1023103	15	0.15	1653.45	0.02	1023103
1023106	10	0.10	828.22	0.01	1023106
1024801	37	0.37	3293.70	0.04	1024801
1024803	29	0.29	2574.72	0.03	1024803
1025201	44	0.44	7148.52	0.10	1025201
1025203	14	0.14	3174.26	0.04	1025203
1025206	18	0.18	6171.22	0.08	1025206
1028001	18	0.18	5464.15	0.07	1028001
1028003	29	0.29	11788.85	0.16	1028003
1028006	11	0.11	1656.83	0.02	1028006
1030601	29	0.29	10590.44	0.14	1030601
1030603	18	0.18	1086.16	0.01	1030603
1030606	3	0.03	258.45	0.00	1030606
1031001	28	0.28	2268.53	0.03	1031001
1031003	13	0.13	1406.34	0.02	1031003
1031006	16	0.16	1552.12	0.02	1031006
1033001	12	0.12	16535.21	0.22	1033001
1033003	8	0.08	9219.83	0.12	1033003
1033006	7	0.07	1180.91	0.02	1033006
1036401	26	0.26	2637.54	0.04	1036401
1036403	12	0.12	1264.10	0.02	1036403
1036406	16	0.16	1619.75	0.02	1036406
1036601	17	0.17	3358.01	0.04	1036601
1036603	7	0.07	2308.42	0.03	1036603
1036606	29	0.29	11056.57	0.15	1036606
1037801	12	0.12	2165.78	0.03	1037801
1037803	21	0.21	6969.77	0.09	1037803
1037806	14	0.14	4136.32	0.06	1037806
1038501	38	0.38	12448.72	0.17	1038501
1038503	9	0.09	2543.62	0.03	1038503
1038506	11	0.11	2419.66	0.03	1038506
1038701	22	0.22	4735.49	0.06	1038701
1038703	9	0.09	1548.98	0.02	1038703
1038706	12	0.12	2092.74	0.03	1038706
1040501	20	0.20	3204.29	0.04	1040501
1040503	17	0.17	3410.73	0.05	1040503
1040506	9	0.09	1285.59	0.02	1040506
1040701	26	0.26	3883.19	0.05	1040701
1040703	8	0.08	1567.47	0.02	1040703
1040706	21	0.21	3754.17	0.05	1040706
1050801	49	0.49	13187.56	0.18	1050801
1050803	15	0.15	1194.95	0.02	1050803
1060601	25	0.25	8080.26	0.11	1060601
1060603	15	0.15	3443.57	0.05	1060603
1060606	9	0.09	2342.17	0.03	1060606
1060701	22	0.22	17272.68	0.23	1060701
1060703	15	0.15	8437.09	0.11	1060703
1060706	8	0.08	2826.91	0.04	1060706
1060901	13	0.13	17719.42	0.24	1060901
1060903	19	0.19	13008.89	0.17	1060903
1061201	14	0.14	18138.67	0.24	1061201
1061203	4	0.04	3279.74	0.04	1061203
1061206	9	0.09	3320.76	0.04	1061206
1062001	19	0.19	3483.99	0.05	1062001

2012 HEALTH CARE SURVEY OF DOD BENEFICIARIES – QUARTER III

1062003	10	0.10	2624.38	0.04	1062003
1062006	11	0.11	2427.66	0.03	1062006
1062101	41	0.41	16521.27	0.22	1062101
1062103	7	0.07	3335.57	0.04	1062103
1062106	4	0.04	432.99	0.01	1062106
1062201	31	0.31	16605.51	0.22	1062201
1062203	8	0.08	4323.30	0.06	1062203
1063301	51	0.51	8030.05	0.11	1063301
1063303	11	0.11	3680.95	0.05	1063303
1063306	4	0.04	542.49	0.01	1063306
1080401	41	0.41	7607.44	0.10	1080401
1080403	12	0.12	4459.11	0.06	1080403
1080501	56	0.56	4512.22	0.06	1080501
1080503	12	0.12	1551.84	0.02	1080503
1080601	61	0.60	10094.89	0.13	1080601
1080603	16	0.16	3682.14	0.05	1080603
1621503	8	0.08	1949.38	0.03	1621503
1621506	37	0.37	6338.49	0.08	1621506
1713901	52	0.52	8377.05	0.11	1713901
1713903	13	0.13	2574.83	0.03	1713903
1713906	9	0.09	1719.12	0.02	1713906
1900101	246	2.44	118561.60	1.58	1900101
1900103	17	0.17	6675.77	0.09	1900103
1900106	13	0.13	5580.77	0.07	1900106
1900201	223	2.21	77632.95	1.04	1900201
1900203	19	0.19	6237.96	0.08	1900203
1900206	18	0.18	5246.16	0.07	1900206
1900301	229	2.27	116394.30	1.55	1900301
1900303	19	0.19	9389.60	0.13	1900303
1900306	21	0.21	13490.84	0.18	1900306
1900401	211	2.09	66708.10	0.89	1900401
1900403	27	0.27	14036.60	0.19	1900403
1900406	8	0.08	2169.27	0.03	1900406
2900102	84	0.83	109150.60	1.46	2900102
2900105	188	1.86	239515.00	3.20	2900105
2900202	59	0.58	91350.83	1.22	2900202
2900205	205	2.03	325278.50	4.34	2900205
2900302	90	0.89	86866.18	1.16	2900302
2900305	175	1.73	185806.30	2.48	2900305
2900405	78	0.77	4537.88	0.06	2900405
3900104	214	2.12	114354.40	1.53	3900104
3900107	297	2.94	453376.30	6.05	3900107
3900204	161	1.60	54769.45	0.73	3900204
3900207	319	3.16	372388.60	4.97	3900207
3900304	177	1.75	62982.03	0.84	3900304
3900307	330	3.27	334802.90	4.47	3900307
3900404	100	0.99	9816.31	0.13	3900404
3900407	211	2.09	44660.84	0.60	3900407
6900199	251	2.49	612823.70	8.18	6900199
6900299	267	2.65	754892.50	10.08	6900299
6900399	259	2.57	614378.10	8.20	6900399

<b>ENBGS MPL - Enrollment by beneficiary category</b>					
<b>Value</b>	<b>Unweighted Count</b>	<b>Percent</b>	<b>Weighted Count</b>	<b>Percent</b>	<b>Formatted Value</b>
01	3679	36.47	1626129.00	21.72	Active Duty
02	296	2.93	291221.10	3.89	Active Duty fam,Prime,civ PCM
03	1215	12.05	581453.70	7.77	Active Duty fam,Prime,mil PCM
04	653	6.47	244434.10	3.26	Active Duty fam,non-enrollee
05	583	5.78	751284.20	10.03	Retired,<65,civ PCM
06	1674	16.60	670469.90	8.95	Retired,<65,mil PCM
07	1157	11.47	1205229.00	16.10	Retired,<65,non-enrollee
08	8	0.08	20746.76	0.28	Retired,65+,civ PCM
09	68	0.67	170815.20	2.28	Retired,65+,mil PCM
10	700	6.94	1788020.00	23.88	Retired,65+,non-enrollee
11	54	0.54	138139.00	1.84	TRICARE Reserve Select

<b>MPCSMPL - Military personnel category</b>					
<b>Value</b>	<b>Unweighted Count</b>	<b>Percent</b>	<b>Weighted Count</b>	<b>Percent</b>	<b>Formatted Value</b>
1	7142	70.80	5595699.00	74.73	Enlisted/Unknown
2	2695	26.72	1694813.00	22.63	Officer
3	250	2.48	197430.10	2.64	Warrant officer

<b>NHFF - Stratum sample size</b>					
<b>Value</b>	<b>Unweighted Count</b>	<b>Percent</b>	<b>Weighted Count</b>	<b>Percent</b>	<b>Formatted Value</b>
25 -- 1715	10087	100.00	7487942.00	100.00	0--9999

<b>QUARTER - Survey quarter</b>					
<b>Value</b>	<b>Unweighted Count</b>	<b>Percent</b>	<b>Weighted Count</b>	<b>Percent</b>	<b>Formatted Value</b>
Q3FY2012	10087	100.00	7487942.00	100.00	Q3FY2012



<b>D_HEALTH - Health service region</b>					
<b>Value</b>	<b>Unweighted Count</b>	<b>Percent</b>	<b>Weighted Count</b>	<b>Percent</b>	<b>Formatted Value</b>
00	137	1.36	67047.40	0.90	No region
13	528	5.23	154250.50	2.06	Europe
14	393	3.90	128526.00	1.72	Pacific
15	159	1.58	51912.73	0.69	Latin America & Canada
17	2552	25.30	2413944.00	32.24	TNEX Region North
18	2992	29.66	2375346.00	31.72	TNEX Region South
19	3326	32.97	2296915.00	30.67	TNEX Region West

<b>TNEXREG - TRICARE next generation of contracts region grouping</b>					
<b>Value</b>	<b>Unweighted Count</b>	<b>Percent</b>	<b>Weighted Count</b>	<b>Percent</b>	<b>Formatted Value</b>
N	2568	25.46	2420947.00	32.33	North
O	1200	11.90	375796.70	5.02	Other
S	2975	29.49	2371454.00	31.67	South
W	3344	33.15	2319744.00	30.98	West

<b>SERVAFF - Service affiliation</b>					
<b>Value</b>	<b>Unweighted Count</b>	<b>Percent</b>	<b>Weighted Count</b>	<b>Percent</b>	<b>Formatted Value</b>
	21	0.21	28541.93	0.38	Missing/unknown
A	1537	15.24	1537752.00	20.54	Army
C	142	1.41	63628.24	0.85	Coast Guard
F	3559	35.28	1177727.00	15.73	Air Force
J	1	0.01	1030.32	0.01	Administrative
M	1346	13.34	1491241.00	19.92	Support Contractor
N	1955	19.38	1217603.00	16.26	Navy
S	1433	14.21	1846367.00	24.66	Noncatchment
T	93	0.92	124051.00	1.66	USTF

<b>BWT - Basic sampling weight</b>					
Value	Unweighted Count	Percent	Weighted Count	Percent	Formatted Value
6.471 -- 25.587	1027	10.18	97448.06	1.30	Minimum to 10th Percentile
25.755 -- 42.129	1451	14.38	335427.50	4.48	>10th to 25th Percentile
42.798 -- 79.178	2566	25.44	838928.40	11.20	>25th to 50th Percentile
80.097 -- 283.720	2516	24.94	1966776.00	26.27	>50th to 75th Percentile
284.640 -- 549.619	1533	15.20	1911804.00	25.53	>75th to 90th Percentile
620.500 -- 1905.690	994	9.85	2337559.00	31.22	>90th to 100th Percentile

<b>RACEETHN - Race/Ethnic code</b>					
Value	Unweighted Count	Percent	Weighted Count	Percent	Formatted Value
	3865	38.32	3657276.00	48.84	Missing
A	67	0.66	33894.72	0.45	American Indian or Alaskan Native
B	335	3.32	188692.10	2.52	Asian or Pacific Islander
C	768	7.61	459124.40	6.13	Black(not Hispanic)
D	4009	39.74	2189975.00	29.25	White(not Hispanic)
E	379	3.76	239097.60	3.19	Hispanic
X	145	1.44	70722.76	0.94	Other
Z	519	5.15	649158.70	8.67	Unknown

<b>PNSEXCD - Person gender</b>					
Value	Unweighted Count	Percent	Weighted Count	Percent	Formatted Value
F	4841	47.99	3719513.00	49.67	Female
M	5246	52.01	3768429.00	50.33	Male

**RDAGEQY -  
Age at time of sample preparation-Capped (18 and below, 86 and above)**

Value	Unweighted Count	Percent	Weighted Count	Percent	Formatted Value
18	73	0.72	96573.22	1.29	18 and younger
19 -- 34	3332	33.03	2292076.00	30.61	19--34
35 -- 44	1959	19.42	901475.70	12.04	35--44
45 -- 54	1834	18.18	831178.50	11.10	45--54
55 -- 64	2112	20.94	1384544.00	18.49	55--64
65 -- 74	414	4.10	1058148.00	14.13	65--74
75 -- 85	297	2.94	756336.70	10.10	75--85
86	66	0.65	167610.10	2.24	86 and older

**RFLDAGE -  
Age at start of fielding period-Capped (18 and below, 86 and above)**

Value	Unweighted Count	Percent	Weighted Count	Percent	Formatted Value
18	51	0.51	62894.25	0.84	18 and younger
19 -- 34	3301	32.73	2298977.00	30.70	19--34
35 -- 44	1973	19.56	899851.20	12.02	35--44
45 -- 54	1830	18.14	830244.20	11.09	45--54
55 -- 64	2081	20.63	1354011.00	18.08	55--64
65 -- 74	479	4.75	1094734.00	14.62	65--74
75 -- 85	301	2.98	766866.20	10.24	75--85
86	71	0.70	180364.00	2.41	86 and older

**PCM -  
Primary manager code (civilian or military)**

Value	Unweighted Count	Percent	Weighted Count	Percent	Formatted Value
	2621	25.98	3412662.00	45.58	Missing/Unknown/NA
CIV	1145	11.35	1200174.00	16.03	TRICARE enrollee w/civ PCM
MTF	6321	62.66	2875106.00	38.40	TRICARE enrollee w/mil PCM

<b>ACV - Alternate care value</b>						
<b>Value</b>	<b>Unweighted Count</b>	<b>Percent</b>	<b>Weighted Count</b>	<b>Percent</b>	<b>Formatted Value</b>	
A	2748	27.24	1120277.00	14.96	Active Duty Prime	
B	22	0.22	14742.45	0.20	TRICARE Global Remote Overseas Prime Active Duty	
E	3453	34.23	2157704.00	28.82	Non-Active Duty Prime	
F	36	0.36	2594.62	0.03	TRICARE Global Remote Overseas Prime ADFM	
G	145	1.44	189842.70	2.54	TRICARE Plus (CHAMPUS/TFL Eligible)	
H	530	5.25	168633.60	2.25	TRICARE Overseas Prime AD	
J	154	1.53	60502.86	0.81	TRICARE Overseas Prime ADFM	
L	4	0.04	1127.46	0.02	TRICARE Plus (w/o civilian healthcare)	
M	130	1.29	104687.70	1.40	AD not reported as enrolled	
Q	171	1.70	170070.70	2.27	Active Duty enrolled to Op Forces	
R	54	0.54	138139.00	1.84	TRICARE Reserve Select	
U	71	0.70	84707.85	1.13	USFHP/USTF	
V	2	0.02	389.26	0.01	TRICARE Retired Reserve	
Z	2567	25.45	3274522.00	43.73	Not enrolled in TRICARE Prime or USFHP	

<b>DBENCAT - Beneficiary category</b>						
<b>Value</b>	<b>Unweighted Count</b>	<b>Percent</b>	<b>Weighted Count</b>	<b>Percent</b>	<b>Formatted Value</b>	
ACT	3143	31.16	1387070.00	18.52	Active Duty	
DA	1728	17.13	932271.70	12.45	Dependent of Active Duty	
DGR	325	3.22	142958.10	1.91	Dependent of Guard/Reserve	
DR	1821	18.05	1920421.00	25.65	Dependent of Retiree	
DS	291	2.88	522830.70	6.98	Survivor	
GRD	463	4.59	196182.20	2.62	Guard/Reserve	
IDG	137	1.36	112579.00	1.50	Dependent of Inactive Guard	
IGR	101	1.00	110315.60	1.47	Inactive Guard/Reserve	
OTH	9	0.09	17690.65	0.24	Other	
RET	2069	20.51	2145622.00	28.65	Retiree	

<b>DSPONSVC - Derived sponsor branch of service</b>						
<b>Value</b>	<b>Unweighted Count</b>	<b>Percent</b>	<b>Weighted Count</b>	<b>Percent</b>	<b>Formatted Value</b>	
A	2881	28.56	2980501.00	39.80	Army	
C	339	3.36	218749.00	2.92	Coast Guard	
F	4027	39.92	2047234.00	27.34	Air Force	
M	613	6.08	523133.90	6.99	Marine Corps	
N	1804	17.88	1475812.00	19.71	Navy	
V	342	3.39	202937.60	2.71	Navy Afloat	
X	81	0.80	39574.60	0.53	Other	

<b>PATCAT - Aggregated beneficiary category</b>						
<b>Value</b>	<b>Unweighted Count</b>	<b>Percent</b>	<b>Weighted Count</b>	<b>Percent</b>	<b>Formatted Value</b>	
ACTDTY	3707	36.75	1693568.00	22.62	Active Duty and Guard/Reserve	
DEPACT	2190	21.71	1187809.00	15.86	Dependent of Active Duty & Guard/Reserve	
NADD65+	776	7.69	1979582.00	26.44	Retiree/Depend of Retir/Surviv/Other 65+	
NADD<65	3414	33.85	2626983.00	35.08	Retiree/Depend of Retir/Surviv/Other <65	

<b>PNTYPCD - Person type code</b>						
<b>Value</b>	<b>Unweighted Count</b>	<b>Percent</b>	<b>Weighted Count</b>	<b>Percent</b>	<b>Formatted Value</b>	
D	4269	42.32	3598003.00	48.05	Dependent	
S	5818	57.68	3889939.00	51.95	Sponsor	

<b>H12001 - Are you the person listed on the cover letter</b>						
<b>Value</b>	<b>Unweighted Count</b>	<b>Percent</b>	<b>Weighted Count</b>	<b>Percent</b>	<b>Formatted Value</b>	
.	125	1.24	145771.90	1.95	Did not answer	
1	9946	98.60	7327397.00	97.86	Yes	
2	16	0.16	14772.62	0.20	No	

<b>H12002A - Health plan(s) covered: TRICARE Prime</b>						
<b>Value</b>	<b>Unweighted Count</b>	<b>Percent</b>	<b>Weighted Count</b>	<b>Percent</b>	<b>Formatted Value</b>	
1	7099	70.38	3794305.00	50.67	Marked	
2	2988	29.62	3693637.00	49.33	Not marked	

<b>H12002C - Health plan(s) covered: TRICARE Ext/Stnd</b>						
<b>Value</b>	<b>Unweighted Count</b>	<b>Percent</b>	<b>Weighted Count</b>	<b>Percent</b>	<b>Formatted Value</b>	
1	1186	11.76	955038.50	12.75	Marked	
2	8901	88.24	6532903.00	87.25	Not marked	

<b>H12002N - Health plan(s) covered: TRICARE Plus</b>						
<b>Value</b>	<b>Unweighted Count</b>	<b>Percent</b>	<b>Weighted Count</b>	<b>Percent</b>	<b>Formatted Value</b>	
1	127	1.26	101878.20	1.36	Marked	
2	9960	98.74	7386064.00	98.64	Not marked	

<b>H12002O - Health plan(s) covered: TRICARE For Life</b>						
<b>Value</b>	<b>Unweighted Count</b>	<b>Percent</b>	<b>Weighted Count</b>	<b>Percent</b>	<b>Formatted Value</b>	
1	1000	9.91	1962675.00	26.21	Marked	
2	9087	90.09	5525267.00	73.79	Not marked	

<b>H12002P - Health plan(s) covered: TRICARE Supplemental Insurance</b>						
<b>Value</b>	<b>Unweighted Count</b>	<b>Percent</b>	<b>Weighted Count</b>	<b>Percent</b>	<b>Formatted Value</b>	
1	51	0.51	59453.43	0.79	Marked	
2	10036	99.49	7428489.00	99.21	Not marked	

<b>H12002Q - Health plan(s) covered: TRICARE Reserve Select</b>					
<b>Value</b>	<b>Unweighted Count</b>	<b>Percent</b>	<b>Weighted Count</b>	<b>Percent</b>	<b>Formatted Value</b>
1	137	1.36	172265.20	2.30	Marked
2	9950	98.64	7315677.00	97.70	Not marked

<b>H12002S - Health plan(s) covered: TRICARE Retired Reserve</b>					
<b>Value</b>	<b>Unweighted Count</b>	<b>Percent</b>	<b>Weighted Count</b>	<b>Percent</b>	<b>Formatted Value</b>
1	110	1.09	123817.60	1.65	Marked
2	9977	98.91	7364124.00	98.35	Not marked

<b>H12002T - Health plan(s) covered: TRICARE Young Adult</b>					
<b>Value</b>	<b>Unweighted Count</b>	<b>Percent</b>	<b>Weighted Count</b>	<b>Percent</b>	<b>Formatted Value</b>
1	37	0.37	53890.74	0.72	Marked
2	10050	99.63	7434051.00	99.28	Not marked

<b>H12002U - Health plan(s) covered: Continued Health Care Benefit Program (CHCBP)</b>					
<b>Value</b>	<b>Unweighted Count</b>	<b>Percent</b>	<b>Weighted Count</b>	<b>Percent</b>	<b>Formatted Value</b>
1	9	0.09	8807.04	0.12	Marked
2	10078	99.91	7479135.00	99.88	Not marked

<b>H12002F - Health plan(s) covered: Medicare</b>					
<b>Value</b>	<b>Unweighted Count</b>	<b>Percent</b>	<b>Weighted Count</b>	<b>Percent</b>	<b>Formatted Value</b>
1	1055	10.46	2119693.00	28.31	Marked
2	9032	89.54	5368249.00	71.69	Not marked

<b>H12002G - Health plan(s) covered: Federal Employees Health Benefit Program (FEHBP)</b>					
<b>Value</b>	<b>Unweighted Count</b>	<b>Percent</b>	<b>Weighted Count</b>	<b>Percent</b>	<b>Formatted Value</b>
1	224	2.22	204950.20	2.74	Marked
2	9863	97.78	7282992.00	97.26	Not marked

<b>H12002H - Health plan(s) covered: Medicaid</b>					
<b>Value</b>	<b>Unweighted Count</b>	<b>Percent</b>	<b>Weighted Count</b>	<b>Percent</b>	<b>Formatted Value</b>
1	47	0.47	82960.01	1.11	Marked
2	10040	99.53	7404982.00	98.89	Not marked

<b>H12002I - Health plan(s) covered: civilian HMO</b>					
<b>Value</b>	<b>Unweighted Count</b>	<b>Percent</b>	<b>Weighted Count</b>	<b>Percent</b>	<b>Formatted Value</b>
1	137	1.36	145052.90	1.94	Marked
2	9950	98.64	7342889.00	98.06	Not marked

<b>H12002J - Health plan(s) covered: other civilian</b>					
<b>Value</b>	<b>Unweighted Count</b>	<b>Percent</b>	<b>Weighted Count</b>	<b>Percent</b>	<b>Formatted Value</b>
1	708	7.02	653276.30	8.72	Marked
2	9379	92.98	6834666.00	91.28	Not marked

<b>H12002K - Health plan(s) covered: Uniformed Services Family Health Plan (USFHP)</b>					
<b>Value</b>	<b>Unweighted Count</b>	<b>Percent</b>	<b>Weighted Count</b>	<b>Percent</b>	<b>Formatted Value</b>
1	59	0.58	58500.47	0.78	Marked
2	10028	99.42	7429442.00	99.22	Not marked



<b>H12002M - Health plan(s) covered: Veterans</b>					
<b>Value</b>	<b>Unweighted Count</b>	<b>Percent</b>	<b>Weighted Count</b>	<b>Percent</b>	<b>Formatted Value</b>
1	542	5.37	517382.60	6.91	Marked
2	9545	94.63	6970559.00	93.09	Not marked

<b>H12002R - Health plan(s) covered: other Non-US government health insurance</b>					
<b>Value</b>	<b>Unweighted Count</b>	<b>Percent</b>	<b>Weighted Count</b>	<b>Percent</b>	<b>Formatted Value</b>
1	52	0.52	15252.36	0.20	Marked
2	10035	99.48	7472690.00	99.80	Not marked

<b>H12002L - Health plan(s) covered: not sure</b>					
<b>Value</b>	<b>Unweighted Count</b>	<b>Percent</b>	<b>Weighted Count</b>	<b>Percent</b>	<b>Formatted Value</b>
1	452	4.48	328745.60	4.39	Marked
2	9635	95.52	7159196.00	95.61	Not marked

**H12003 -  
Which health plan did you use most in the past 12 months?**

Value	Unweighted Count	Percent	Weighted Count	Percent	Formatted Value
.	58	0.57	71944.45	0.96	Did not answer
D	230	2.28	146784.20	1.96	Not sure
N	230	2.28	173020.20	2.31	Didn't use any health plan in past year
1	6683	66.25	3519252.00	47.00	TRICARE Prime
3	824	8.17	623605.80	8.33	TRICARE Extra or Standard (CHAMPUS)
4	750	7.44	1670721.00	22.31	Medicare
5	138	1.37	124328.90	1.66	Federal Employees Health Benefit Program
6	10	0.10	23554.07	0.31	Medicaid
7	102	1.01	122258.90	1.63	A civilian HMO
8	518	5.14	427865.30	5.71	Other civilian health insurance
9	38	0.38	43069.24	0.58	Uniformed Services Family Health Plan
10	207	2.05	226789.00	3.03	The Veterans Administration
11	87	0.86	61391.34	0.82	TRICARE Plus
12	100	0.99	143001.10	1.91	TRICARE Reserve Select
13	41	0.41	15547.31	0.21	Govmnt health insrnc frm Non-US cntry
14	48	0.48	61148.97	0.82	TRICARE Retired Reserve
15	18	0.18	27087.22	0.36	TRICARE Young Adult
16	5	0.05	6573.62	0.09	Continued Health Care Benefit Program

**H12004 -  
Months or years in a row with health plan**

Value	Unweighted Count	Percent	Weighted Count	Percent	Formatted Value
.	208	2.06	271586.30	3.63	Did not answer
C	21	0.21	28202.01	0.38	Should be skipped
N	209	2.07	144818.20	1.93	Valid skip
1	167	1.66	121990.60	1.63	Less than 6 months
2	608	6.03	418241.40	5.59	6 up to 12 months
3	829	8.22	647740.70	8.65	12 up to 24 months
4	1809	17.93	1350590.00	18.04	2 up to 5 years
5	1915	18.98	1442406.00	19.26	5 up to 10 years
6	4321	42.84	3062367.00	40.90	10 or more years

**H12005 -**  
**In last year: facility used most for health care**

Value	Unweighted Count	Percent	Weighted Count	Percent	Formatted Value
.	47	0.47	50529.03	0.67	Did not answer
1	5583	55.35	2611691.00	34.88	A military facility
2	3775	37.42	4213791.00	56.27	A civilian facility
3	43	0.43	40639.14	0.54	Uniformed Services Fam Hlth Plan facility
4	291	2.88	318904.00	4.26	Veterans Affairs (VA) clinic or hospital
5	348	3.45	252387.70	3.37	Went to none of listed types of facility

**H12006 -**  
**In last year: have illness/injury/condition that needed care right away**

Value	Unweighted Count	Percent	Weighted Count	Percent	Formatted Value
.	30	0.30	38069.41	0.51	Did not answer
1	4193	41.57	3161131.00	42.22	Yes
2	5864	58.13	4288742.00	57.28	No

**H12007 -**  
**In last year: how often got care as soon as you believed you need it**

Value	Unweighted Count	Percent	Weighted Count	Percent	Formatted Value
.	286	2.84	273577.70	3.65	Did not answer
C	326	3.23	321607.40	4.30	Should be skipped
N	5538	54.90	3967134.00	52.98	Didn't need care right away in past year
1	136	1.35	89174.40	1.19	Never
2	573	5.68	368014.90	4.91	Sometimes
3	953	9.45	636683.20	8.50	Usually
4	2275	22.55	1831750.00	24.46	Always

**H12008 -**

**In last year: wait between trying to get care and actually seeing a provider for an illness or injury**

Value	Unweighted		Weighted		Formatted Value
	Count	Percent	Count	Percent	
.	289	2.87	277855.80	3.71	Did not answer
C	321	3.18	312325.70	4.17	Should be skipped
N	5543	54.95	3976416.00	53.10	Didn't need care right away in past year
1	2298	22.78	1837253.00	24.54	Same day
2	587	5.82	401661.90	5.36	1 day
3	334	3.31	201621.10	2.69	2 days
4	189	1.87	122343.10	1.63	3 days
5	284	2.82	184762.00	2.47	4 to 7 days
6	124	1.23	96876.94	1.29	8 to 14 days
7	118	1.17	76826.79	1.03	15 days or longer

**H12009 -**

**In last year: made appointments for non-urgent health care**

Value	Unweighted		Weighted		Formatted Value
	Count	Percent	Count	Percent	
.	24	0.24	34606.46	0.46	Did not answer
1	8552	84.78	6455295.00	86.21	Yes
2	1511	14.98	998040.30	13.33	No

**H12010 -**

**In last year: how often got appointments for non-urgent health care as soon as you wanted**

Value	Unweighted		Weighted		Formatted Value
	Count	Percent	Count	Percent	
.	445	4.41	480032.00	6.41	Did not answer
C	71	0.70	66745.17	0.89	Should be skipped
N	1440	14.28	931295.20	12.44	Didn't have appointment in past year
1	349	3.46	197333.20	2.64	Never
2	1512	14.99	884272.10	11.81	Sometimes
3	2679	26.56	1827572.00	24.41	Usually
4	3591	35.60	3100692.00	41.41	Always

**H12011 -**  
**In last year: days between making an appointment for regular or routine care and actually seeing a provider**

Value	Unweighted		Weighted		Formatted Value
	Count	Percent	Count	Percent	
.	455	4.51	520301.80	6.95	Did not answer
C	74	0.73	68545.20	0.92	Should be skipped
N	1437	14.25	929495.10	12.41	Didn't have an appointment in past year
1	726	7.20	610563.20	8.15	Same day
2	849	8.42	735156.00	9.82	1 day
3	1850	18.34	1387718.00	18.53	2 to 3 days
4	2030	20.12	1423494.00	19.01	4 to 7 days
5	1490	14.77	963889.80	12.87	8 to 14 days
6	885	8.77	578022.60	7.72	15 to 30 days
7	291	2.88	270755.70	3.62	31 days or longer

**H12012 -**  
**In last year: times went to an emergency room for own care**

Value	Unweighted		Weighted		Formatted Value
	Count	Percent	Count	Percent	
.	23	0.23	32362.56	0.43	Did not answer
1	7399	73.35	5421698.00	72.41	None
2	1701	16.86	1250482.00	16.70	1 time
3	569	5.64	443134.70	5.92	2 times
4	229	2.27	201029.20	2.68	3 times
5	90	0.89	73334.16	0.98	4 times
6	62	0.61	57558.23	0.77	5 to 9 times
7	14	0.14	8343.29	0.11	10 or more times

**H12013 -**  
**In last year: times went to a doctors office or clinic for yourself (not counting times went to an emergency room)**

Value	Unweighted		Weighted		Formatted Value
	Count	Percent	Count	Percent	
.	27	0.27	42722.55	0.57	Did not answer
1	1337	13.25	905241.20	12.09	None
2	1121	11.11	784346.50	10.47	1 time
3	1776	17.61	1244490.00	16.62	2 times
4	1591	15.77	1151900.00	15.38	3 times
5	1400	13.88	1074661.00	14.35	4 times
6	1892	18.76	1526909.00	20.39	5 to 9 times
7	943	9.35	757672.30	10.12	10 or more times

**H12014 -**

**In last year: how often talk to doctor or other health care provider about illness prevention**

Value	Unweighted Count	Percent	Weighted Count	Percent	Formatted Value
.	94	0.93	100132.40	1.34	Did not answer
C	107	1.06	113342.70	1.51	Should be skipped
N	1230	12.19	791898.50	10.58	Valid skip
1	1390	13.78	933525.80	12.47	Never
2	2550	25.28	1848207.00	24.68	Sometimes
3	2407	23.86	1849586.00	24.70	Usually
4	2309	22.89	1851250.00	24.72	Always

**H12015 -**

**In last year: doctor or other health care provider talked about more than 1 choice for treatment**

Value	Unweighted Count	Percent	Weighted Count	Percent	Formatted Value
.	95	0.94	104917.90	1.40	Did not answer
C	102	1.01	107054.10	1.43	Should be skipped
N	1235	12.24	798187.10	10.66	Valid skip
1	5101	50.57	3838062.00	51.26	Yes
2	3554	35.23	2639721.00	35.25	No

**H12016 -**

**In last year: doctor talked about pros/cons of each treatment/health care choice**

Value	Unweighted Count	Percent	Weighted Count	Percent	Formatted Value
.	199	1.97	213852.70	2.86	Did not answer
C	214	2.12	235993.10	3.15	Should be skipped
N	4677	46.37	3308969.00	44.19	Valid skip
1	3032	30.06	2302773.00	30.75	Definitely yes
2	1698	16.83	1229203.00	16.42	Somewhat yes
3	182	1.80	128349.50	1.71	Somewhat no
4	85	0.84	68801.76	0.92	Definitely no

**H12017 -**

**In last year: doctor/health care provider asked which treatment option you thought was best for you when there was more than one choice of treatment**

Value	Unweighted Count	Percent	Weighted Count	Percent	Formatted Value
.	234	2.32	246642.90	3.29	Did not answer
C	203	2.01	226326.60	3.02	Should be skipped
N	4688	46.48	3318636.00	44.32	Valid skip
1	2635	26.12	1977641.00	26.41	Definitely yes
2	1706	16.91	1254940.00	16.76	Somewhat yes
3	378	3.75	277458.90	3.71	Somewhat no
4	243	2.41	186297.30	2.49	Definitely no

**H12018 -**

**Rating of all health care in last year**

Value	Unweighted Count	Percent	Weighted Count	Percent	Formatted Value
.	157	1.56	134020.00	1.79	Did not answer
C	120	1.19	123874.10	1.65	Should be skipped
N	1217	12.07	781367.10	10.44	I had no visits in the last 12 months
0	56	0.56	33238.22	0.44	0
1	30	0.30	16490.28	0.22	1
2	108	1.07	91395.46	1.22	2
3	177	1.75	109735.70	1.47	3
4	232	2.30	122228.70	1.63	4
5	578	5.73	343609.70	4.59	5
6	568	5.63	365375.80	4.88	6
7	1252	12.41	750088.10	10.02	7
8	2011	19.94	1399200.00	18.69	8
9	1572	15.58	1230677.00	16.44	9
10	2009	19.92	1986643.00	26.53	10

**H12019 -**

**Have one person you think of as your personal doctor**

Value	Unweighted Count	Percent	Weighted Count	Percent	Formatted Value
.	13	0.13	4619.55	0.06	Did not answer
1	7197	71.35	5827730.00	77.83	Yes
2	2877	28.52	1655593.00	22.11	No

<b>H12020 -</b>					
<b>In last year: number of times visited personal doctor for care for self</b>					
<b>Value</b>	<b>Unweighted</b>		<b>Weighted</b>		<b>Formatted Value</b>
	<b>Count</b>	<b>Percent</b>	<b>Count</b>	<b>Percent</b>	
.	257	2.55	303007.90	4.05	Did not answer
C	41	0.41	41088.73	0.55	Should be skipped
N	2836	28.12	1614504.00	21.56	Valid skip
0	679	6.73	419769.20	5.61	None
1	1201	11.91	895408.80	11.96	1
2	1613	15.99	1278240.00	17.07	2
3	1186	11.76	982405.00	13.12	3
4	975	9.67	851572.10	11.37	4
5	1033	10.24	887778.60	11.86	5 to 9
6	266	2.64	214167.10	2.86	10 or more

<b>H12021 -</b>					
<b>In last year: how often personal doctor listened carefully to you</b>					
<b>Value</b>	<b>Unweighted</b>		<b>Weighted</b>		<b>Formatted Value</b>
	<b>Count</b>	<b>Percent</b>	<b>Count</b>	<b>Percent</b>	
.	289	2.87	324183.00	4.33	Did not answer
C	84	0.83	84804.51	1.13	Should be skipped
N	3472	34.42	1990558.00	26.58	I had no visits in the last 12 months
1	69	0.68	52676.64	0.70	Never
2	430	4.26	305289.20	4.08	Sometimes
3	1224	12.13	972706.10	12.99	Usually
4	4519	44.80	3757725.00	50.18	Always

<b>H12022 -</b>					
<b>In last year: how often personal doctor explained things in a way that was easy to understand</b>					
<b>Value</b>	<b>Unweighted</b>		<b>Weighted</b>		<b>Formatted Value</b>
	<b>Count</b>	<b>Percent</b>	<b>Count</b>	<b>Percent</b>	
.	294	2.91	326874.10	4.37	Did not answer
C	78	0.77	83178.54	1.11	Should be skipped
N	3478	34.48	1992184.00	26.61	I had no visits in the last 12 months
1	49	0.49	37712.31	0.50	Never
2	328	3.25	232953.20	3.11	Sometimes
3	1237	12.26	1013596.00	13.54	Usually
4	4623	45.83	3801444.00	50.77	Always



**H12023 -**

**In last year: how often your personal doctor showed respect for what you have to say**

Value	Unweighted		Weighted		Formatted Value
	Count	Percent	Count	Percent	
.	296	2.93	332825.70	4.44	Did not answer
C	78	0.77	83786.45	1.12	Should be skipped
N	3478	34.48	1991576.00	26.60	I had no visits in the last 12 months
1	85	0.84	62987.61	0.84	Never
2	309	3.06	244868.10	3.27	Sometimes
3	981	9.73	792571.90	10.58	Usually
4	4860	48.18	3979327.00	53.14	Always

**H12024 -**

**In last year: how often your personal doctor spent enough time with you**

Value	Unweighted		Weighted		Formatted Value
	Count	Percent	Count	Percent	
.	297	2.94	338275.00	4.52	Did not answer
C	77	0.76	83026.67	1.11	Should be skipped
N	3479	34.49	1992335.00	26.61	I had no visits in the last 12 months
1	140	1.39	109202.40	1.46	Never
2	517	5.13	393207.00	5.25	Sometimes
3	1608	15.94	1323986.00	17.68	Usually
4	3969	39.35	3247909.00	43.38	Always

**H12025 -**

**In last year: got care from doctor or other health provider other than personal doctor**

Value	Unweighted		Weighted		Formatted Value
	Count	Percent	Count	Percent	
.	277	2.75	319422.50	4.27	Did not answer
C	78	0.77	84848.73	1.13	Should be skipped
N	3478	34.48	1990513.00	26.58	Valid skip
1	4557	45.18	3770072.00	50.35	Yes
2	1697	16.82	1323085.00	17.67	No

**H12026 -**

**In last year: how often personal doctor seemed informed and up-to-date about care received from other doctors**

Value	Unweighted		Weighted		Formatted Value
	Count	Percent	Count	Percent	
.	389	3.86	439222.80	5.87	Did not answer
C	45	0.45	50616.13	0.68	Should be skipped
N	5208	51.63	3347831.00	44.71	Valid skip
1	458	4.54	320420.00	4.28	Never
2	764	7.57	537310.60	7.18	Sometimes
3	1404	13.92	1129302.00	15.08	Usually
4	1819	18.03	1663239.00	22.21	Always

**H12027 -**

**Rating of your personal doctor**

Value	Unweighted		Weighted		Formatted Value
	Count	Percent	Count	Percent	
.	334	3.31	338458.80	4.52	Did not answer
C	40	0.40	38598.84	0.52	Should be skipped
N	2837	28.13	1616994.00	21.59	Don't have a personal doctor
0	49	0.49	35303.57	0.47	0
1	39	0.39	25491.41	0.34	1
2	69	0.68	49848.48	0.67	2
3	91	0.90	58300.09	0.78	3
4	111	1.10	68335.14	0.91	4
5	378	3.75	242808.40	3.24	5
6	270	2.68	213991.70	2.86	6
7	651	6.45	441829.10	5.90	7
8	1331	13.20	945758.60	12.63	8
9	1603	15.89	1225707.00	16.37	9
10	2284	22.64	2186517.00	29.20	10

**H12028 -**

**In last year: tried to make appointment to see a specialist**

Value	Unweighted		Weighted		Formatted Value
	Count	Percent	Count	Percent	
.	14	0.14	15766.91	0.21	Did not answer
1	5847	57.97	4497730.00	60.07	Yes
2	4226	41.90	2974445.00	39.72	No

**H12029 -  
In last year: how often it was easy to get appointments with specialists**

Value	Unweighted Count	Percent	Weighted Count	Percent	Formatted Value
.	167	1.66	188544.40	2.52	Did not answer
C	123	1.22	138117.00	1.84	Should be skipped
N	4103	40.68	2836328.00	37.88	Didn't need a specialist
1	414	4.10	258280.10	3.45	Never
2	923	9.15	612059.10	8.17	Sometimes
3	1855	18.39	1330899.00	17.77	Usually
4	2502	24.80	2123714.00	28.36	Always

**H12030 -  
In last year: how many specialists seen**

Value	Unweighted Count	Percent	Weighted Count	Percent	Formatted Value
.	139	1.38	168607.80	2.25	Did not answer
C	135	1.34	149254.70	1.99	Should be skipped
N	4091	40.56	2825190.00	37.73	Valid skip
0	210	2.08	149522.80	2.00	None
1	2554	25.32	1827424.00	24.40	1 specialist
2	1707	16.92	1291937.00	17.25	2
3	780	7.73	640787.30	8.56	3
4	272	2.70	255337.20	3.41	4
5	199	1.97	179881.10	2.40	5 or more specialists

**H12031 -  
Rating of specialist seen most often in last year**

Value	Unweighted Count	Percent	Weighted Count	Percent	Formatted Value
.	155	1.54	178741.70	2.39	Did not answer
C	88	0.87	100942.90	1.35	Should be skipped
N	4348	43.10	3023025.00	40.37	Didn't see specialist in last 12 months
0	32	0.32	26040.64	0.35	0
1	21	0.21	12415.59	0.17	1
2	50	0.50	38221.31	0.51	2
3	67	0.66	53920.87	0.72	3
4	90	0.89	51438.11	0.69	4
5	225	2.23	152542.60	2.04	5
6	221	2.19	147247.20	1.97	6
7	499	4.95	290923.10	3.89	7
8	1131	11.21	770547.40	10.29	8
9	1326	13.15	1008469.00	13.47	9
10	1834	18.18	1633466.00	21.81	10

**H12032 -**  
**In last year: tried to get care, tests, or treatment through health plan**

Value	Unweighted Count	Percent	Weighted Count	Percent	Formatted Value
.	65	0.64	40098.08	0.54	Did not answer
1	7215	71.53	5405190.00	72.19	Yes
2	2807	27.83	2042654.00	27.28	No

**H12033 -**  
**In last year: how often easy to get care, tests, or treatment you thought you needed through health plan**

Value	Unweighted Count	Percent	Weighted Count	Percent	Formatted Value
.	236	2.34	219304.80	2.93	Did not answer
C	87	0.86	101656.60	1.36	Should be skipped
N	2720	26.97	1940998.00	25.92	Didn't need care/tests/treatment
1	220	2.18	146994.20	1.96	Never
2	828	8.21	488464.20	6.52	Sometimes
3	2123	21.05	1366120.00	18.24	Usually
4	3873	38.40	3224405.00	43.06	Always

**H12034 -**  
**In last year: looked for information in written material or on the Internet about how health plan works**

Value	Unweighted Count	Percent	Weighted Count	Percent	Formatted Value
.	88	0.87	59574.45	0.80	Did not answer
1	3120	30.93	2185960.00	29.19	Yes
2	6879	68.20	5242408.00	70.01	No

**H12035 -**  
**In last year: how often written material/Internet provide information you needed about how your plan works**

Value	Unweighted Count	Percent	Weighted Count	Percent	Formatted Value
.	135	1.34	104294.50	1.39	Did not answer
C	230	2.28	267463.50	3.57	Should be skipped
N	6649	65.92	4974944.00	66.44	Didn't look for information
1	168	1.67	147034.70	1.96	Never
2	852	8.45	517904.80	6.92	Sometimes
3	1328	13.17	902562.00	12.05	Usually
4	725	7.19	573738.30	7.66	Always

**H12036 -  
In last year: looked for information from health plan on cost of health care service or equipment**

Value	Unweighted		Weighted		Formatted Value
	Count	Percent	Count	Percent	
.	89	0.88	53647.34	0.72	Did not answer
1	1532	15.19	1234686.00	16.49	Yes
2	8466	83.93	6199609.00	82.79	No

**H12037 -  
In last year: how often able to find out from health plan cost of health care service or equipment**

Value	Unweighted		Weighted		Formatted Value
	Count	Percent	Count	Percent	
.	123	1.22	82261.64	1.10	Did not answer
C	198	1.96	213699.80	2.85	Should be skipped
N	8268	81.97	5985909.00	79.94	Didn't need hlth care service/equipmnt
1	268	2.66	270319.00	3.61	Never
2	351	3.48	231860.80	3.10	Sometimes
3	433	4.29	325240.10	4.34	Usually
4	446	4.42	378651.60	5.06	Always

**H12038 -  
In last year: looked for information from health plan on cost of prescription medications**

Value	Unweighted		Weighted		Formatted Value
	Count	Percent	Count	Percent	
.	96	0.95	52726.93	0.70	Did not answer
1	1848	18.32	1654910.00	22.10	Yes
2	8143	80.73	5780305.00	77.19	No

**H12039 -  
In last year: how often able to find out cost of prescription medications**

Value	Unweighted Count	Percent	Weighted Count	Percent	Formatted Value
.	136	1.35	91477.42	1.22	Did not answer
C	85	0.84	81817.71	1.09	Should be skipped
N	8058	79.89	5698487.00	76.10	Didn't need prescription meds/no info
1	232	2.30	223531.50	2.99	Never
2	345	3.42	235265.80	3.14	Sometimes
3	534	5.29	431012.00	5.76	Usually
4	697	6.91	726350.10	9.70	Always

**H12040 -  
In last year: tried to get information or help from health plan's customer service**

Value	Unweighted Count	Percent	Weighted Count	Percent	Formatted Value
.	102	1.01	51375.08	0.69	Did not answer
1	2696	26.73	1957196.00	26.14	Yes
2	7289	72.26	5479370.00	73.18	No

**H12041 -  
In last year: how often did customer service give needed information or help**

Value	Unweighted Count	Percent	Weighted Count	Percent	Formatted Value
.	193	1.91	153639.60	2.05	Did not answer
C	202	2.00	222102.80	2.97	Should be skipped
N	7087	70.26	5257268.00	70.21	Didn't call hlth plan's customer service
1	190	1.88	142439.00	1.90	Never
2	495	4.91	333638.40	4.46	Sometimes
3	721	7.15	520505.00	6.95	Usually
4	1199	11.89	858349.50	11.46	Always

**H12042 -**

**In last year: how often did customer service treat with courtesy and respect**

Value	Unweighted Count	Percent	Weighted Count	Percent	Formatted Value
.	172	1.71	117021.80	1.56	Did not answer
C	199	1.97	219318.20	2.93	Should be skipped
N	7090	70.29	5260052.00	70.25	Didn't call hlth plan's customer service
1	64	0.63	46085.74	0.62	Never
2	244	2.42	151938.40	2.03	Sometimes
3	599	5.94	417989.60	5.58	Usually
4	1719	17.04	1275536.00	17.03	Always

**H12043 -**

**In last year: health plan gave forms to fill out**

Value	Unweighted Count	Percent	Weighted Count	Percent	Formatted Value
.	109	1.08	58493.21	0.78	Did not answer
1	2929	29.04	1806113.00	24.12	Yes
2	7049	69.88	5623336.00	75.10	No

**H12044 -**

**In last year: how often forms from health plan were easy to fill out**

Value	Unweighted Count	Percent	Weighted Count	Percent	Formatted Value
.	167	1.66	118093.90	1.58	Did not answer
C	208	2.06	274498.60	3.67	Should be skipped
N	6841	67.82	5348837.00	71.43	Didn't have experience with paperwork
1	88	0.87	73308.51	0.98	Never
2	345	3.42	203243.10	2.71	Sometimes
3	1340	13.28	794316.60	10.61	Usually
4	1098	10.89	675643.90	9.02	Always

**H12045 -  
In last year: sent in any claims to your health plan**

Value	Unweighted Count	Percent	Weighted Count	Percent	Formatted Value
.	111	1.10	62385.44	0.83	Did not answer
D	2041	20.23	1329915.00	17.76	Don't know
1	4165	41.29	3620554.00	48.35	Yes
2	3770	37.37	2475088.00	33.05	No

**H12046 -  
In last year: how often health plan handled claims quickly**

Value	Unweighted Count	Percent	Weighted Count	Percent	Formatted Value
.	164	1.63	143056.80	1.91	Did not answer
C	172	1.71	136203.90	1.82	Should be skipped
D	577	5.72	504328.00	6.74	Don't know
N	5639	55.90	3668799.00	49.00	No claims sent for me in past year
1	128	1.27	79877.24	1.07	Never
2	313	3.10	231840.90	3.10	Sometimes
3	1224	12.13	1052775.00	14.06	Usually
4	1870	18.54	1671061.00	22.32	Always

**H12047 -  
In last year: how often health plan handled claims correctly**

Value	Unweighted Count	Percent	Weighted Count	Percent	Formatted Value
.	167	1.66	140387.60	1.87	Did not answer
C	164	1.63	128687.70	1.72	Should be skipped
D	580	5.75	478133.00	6.39	Don't know
N	5647	55.98	3676315.00	49.10	No claims sent for me in past year
1	80	0.79	53228.55	0.71	Never
2	291	2.88	191143.90	2.55	Sometimes
3	1074	10.65	914759.70	12.22	Usually
4	2084	20.66	1905286.00	25.44	Always



**H12048 -  
Rating of all experience with health plan**

Value	Unweighted Count	Percent	Weighted Count	Percent	Formatted Value
.	156	1.55	112006.80	1.50	Did not answer
0	61	0.60	45814.81	0.61	0
1	46	0.46	35300.94	0.47	1
2	94	0.93	56263.60	0.75	2
3	162	1.61	88447.45	1.18	3
4	206	2.04	117449.40	1.57	4
5	772	7.65	471116.70	6.29	5
6	633	6.28	380071.60	5.08	6
7	1473	14.60	900643.50	12.03	7
8	2155	21.36	1460746.00	19.51	8
9	1987	19.70	1560257.00	20.84	9
10	2342	23.22	2259825.00	30.18	10

**H12049 -  
Blood pressure: when last reading**

Value	Unweighted Count	Percent	Weighted Count	Percent	Formatted Value
.	227	2.25	168063.20	2.24	Did not answer
1	192	1.90	154128.10	2.06	More than 2 years ago
2	531	5.26	367045.60	4.90	1 to 2 years ago
3	9137	90.58	6798705.00	90.80	Less than 12 months ago

**H12050 -  
Blood pressure: know if blood pressure is too high or not**

Value	Unweighted Count	Percent	Weighted Count	Percent	Formatted Value
.	237	2.35	188233.50	2.51	Did not answer
1	1563	15.50	1371458.00	18.32	Yes, it's too high
2	7728	76.61	5509599.00	73.58	No, it's not too high
3	559	5.54	418651.70	5.59	Don't know

**H12051 -  
When did you last have a flu shot**

Value	Unweighted Count	Percent	Weighted Count	Percent	Formatted Value
.	231	2.29	173903.10	2.32	Did not answer
1	1026	10.17	817742.30	10.92	Never had a flu shot
2	1102	10.92	840922.90	11.23	More than 2 years ago
3	969	9.61	775538.10	10.36	1 to 2 years ago
4	6759	67.01	4879836.00	65.17	Less than 12 months ago

**H12052 -  
Smoked at least 100 cigarettes in life**

Value	Unweighted Count	Percent	Weighted Count	Percent	Formatted Value
.	231	2.29	179814.60	2.40	Did not answer
D	185	1.83	133899.20	1.79	Don't know
1	3530	35.00	2943706.00	39.31	Yes
2	6141	60.88	4230522.00	56.50	No

**H12053 -  
Smoke or use tobacco everyday, some days, or not at all**

Value	Unweighted Count	Percent	Weighted Count	Percent	Formatted Value
.	301	2.98	290045.60	3.87	Did not answer
D	55	0.55	18997.49	0.25	Don't know
2	8093	80.23	6024156.00	80.45	Not at all
3	639	6.33	427556.50	5.71	Some days
4	999	9.90	727186.80	9.71	Every day

**H12054 -  
Last year: how often advised by doctor to quit smoking or use tobacco**

Value	Unweighted Count	Percent	Weighted Count	Percent	Formatted Value
.	254	2.52	219436.20	2.93	Did not answer
C	417	4.13	461754.90	6.17	Should be skipped
N	7731	76.64	5581398.00	74.54	Valid skip
1	332	3.29	280148.50	3.74	Never
2	399	3.96	251405.60	3.36	Sometimes
3	370	3.67	291198.30	3.89	Usually
4	584	5.79	402600.20	5.38	Always

**H12055 -**

**Last year: how often medication was recommended or discussed by doctor to assist with quitting smoking or using tobacco**

Value	Unweighted		Weighted		Formatted Value
	Count	Percent	Count	Percent	
.	255	2.53	217958.90	2.91	Did not answer
C	332	3.29	373291.80	4.99	Should be skipped
N	7816	77.49	5669861.00	75.72	Valid skip
1	803	7.96	611384.00	8.16	Never
2	406	4.02	295511.20	3.95	Sometimes
3	242	2.40	173148.70	2.31	Usually
4	233	2.31	146786.30	1.96	Always

**H12056 -**

**Last year: how often doctor recommended or discussed methods and strategies to assist quitting smoking or using tobacco**

Value	Unweighted		Weighted		Formatted Value
	Count	Percent	Count	Percent	
.	255	2.53	213795.10	2.86	Did not answer
C	261	2.59	288725.80	3.86	Should be skipped
N	7887	78.19	5754427.00	76.85	Valid skip
1	784	7.77	618656.00	8.26	Never
2	410	4.06	290706.90	3.88	Sometimes
3	257	2.55	188583.50	2.52	Usually
4	233	2.31	133047.40	1.78	Always

**H12057A -**

**Do you smoke or use: cigarettes**

Value	Unweighted		Weighted		Formatted Value
	Count	Percent	Count	Percent	
C	2	0.02	2060.24	0.03	Should be skipped
N	8146	80.76	6041093.00	80.68	Valid skip
1	1259	12.48	940009.40	12.55	Marked
2	680	6.74	504779.60	6.74	Not marked

**H12057B -**

**Do you smoke or use: dip, chewing tobacco, snuff, or snus**

Value	Unweighted		Weighted		Formatted Value
	Count	Percent	Count	Percent	
N	8148	80.78	6043153.00	80.71	Valid skip
1	360	3.57	254012.50	3.39	Marked
2	1579	15.65	1190776.00	15.90	Not marked

**H12057C -  
Do you smoke or use: cigars**

Value	Unweighted Count	Percent	Weighted Count	Percent	Formatted Value
C	1	0.01	63.18	0.00	Should be skipped
N	8147	80.77	6043090.00	80.70	Valid skip
1	174	1.72	115523.40	1.54	Marked
2	1765	17.50	1329266.00	17.75	Not marked

**H12057D -  
Do you smoke or use: pipes, bidis, or kreteks**

Value	Unweighted Count	Percent	Weighted Count	Percent	Formatted Value
N	8148	80.78	6043153.00	80.71	Valid skip
1	42	0.42	37860.72	0.51	Marked
2	1897	18.81	1406928.00	18.79	Not marked

**H12058 -  
Are you male or female**

Value	Unweighted Count	Percent	Weighted Count	Percent	Formatted Value
.	220	2.18	173350.40	2.32	Did not answer
1	5135	50.91	3689690.00	49.28	Male
2	4732	46.91	3624902.00	48.41	Female

**H12059B -  
Female: last have a Pap smear test**

Value	Unweighted Count	Percent	Weighted Count	Percent	Formatted Value
.	209	2.07	191709.40	2.56	Did not answer
C	97	0.96	106081.40	1.42	Should be skipped
N	5158	51.14	3663197.00	48.92	Valid skip
1	125	1.24	126475.70	1.69	Never had a Pap smear test
2	357	3.54	434514.60	5.80	5 or more years ago
3	234	2.32	214223.10	2.86	More than 3 but less than 5 years ago
4	332	3.29	254646.90	3.40	More than 2 but less than 3 years ago
5	1153	11.43	809733.60	10.81	1 to 2 years ago
6	2422	24.01	1687360.00	22.53	Within the last 12 months

**H12060 -  
Female: are you under age 40**

Value	Unweighted Count	Percent	Weighted Count	Percent	Formatted Value
C	196	1.94	236562.10	3.16	Should be skipped
N	5059	50.15	3532716.00	47.18	Valid skip
1	2042	20.24	1326450.00	17.71	Yes
2	2790	27.66	2392214.00	31.95	No

**H12061 -  
Female: last time breasts checked by mammography**

Value	Unweighted Count	Percent	Weighted Count	Percent	Formatted Value
.	211	2.09	244455.10	3.26	Did not answer
C	136	1.35	149302.70	1.99	Should be skipped
N	7161	70.99	4946425.00	66.06	Valid skip
1	138	1.37	76405.10	1.02	Never had a mammogram
2	117	1.16	131160.80	1.75	5 or more years ago
3	215	2.13	209163.20	2.79	More than 2 less than 5 years ago
4	546	5.41	457129.80	6.10	1 to 2 years ago
5	1563	15.50	1273900.00	17.01	Within the last 12 months

**H12062 -  
Female: been pregnant in last year or pregnant now**

Value	Unweighted Count	Percent	Weighted Count	Percent	Formatted Value
.	218	2.16	213571.20	2.85	Did not answer
C	44	0.44	49229.48	0.66	Should be skipped
N	5211	51.66	3720049.00	49.68	Valid skip
1	185	1.83	111497.80	1.49	Yes, currently pregnant
2	334	3.31	209819.80	2.80	No, not currently pregnant but have been
3	4095	40.60	3183775.00	42.52	No, not currently pregnant/have not been

**H12063 -  
Female: in what trimester is your pregnancy**

Value	Unweighted Count	Percent	Weighted Count	Percent	Formatted Value
.	220	2.18	214625.90	2.87	Did not answer
C	4	0.04	1904.20	0.03	Should be skipped
N	9680	95.97	7160969.00	95.63	Valid skip
1	41	0.41	27600.09	0.37	First trimester
2	82	0.81	44948.45	0.60	Second trimester
3	60	0.59	37894.51	0.51	Third trimester

**H12064 -  
Female: trimester first received prenatal care**

Value	Unweighted Count	Percent	Weighted Count	Percent	Formatted Value
.	231	2.29	236155.80	3.15	Did not answer
C	25	0.25	24922.60	0.33	Should be skipped
N	9366	92.85	6955731.00	92.89	Valid skip
1	15	0.15	7776.27	0.10	Did not receive prenatal care
2	6	0.06	4229.92	0.06	Third trimester
3	32	0.32	19353.90	0.26	Second trimester
4	412	4.08	239772.60	3.20	First trimester

**H12065 -  
In general how would you rate your overall health**

Value	Unweighted Count	Percent	Weighted Count	Percent	Formatted Value
.	193	1.91	132228.70	1.77	Did not answer
1	105	1.04	115177.80	1.54	Poor
2	825	8.18	771066.10	10.30	Fair
3	2897	28.72	2173813.00	29.03	Good
4	4059	40.24	2958437.00	39.51	Very Good
5	2008	19.91	1337219.00	17.86	Excellent

**H12066 -  
Limited in any way in any activities because of any impairment or health problem**

Value	Unweighted Count	Percent	Weighted Count	Percent	Formatted Value
.	222	2.20	174628.50	2.33	Did not answer
1	2959	29.33	2440433.00	32.59	Yes
2	6906	68.46	4872880.00	65.08	No

**H12067 -  
In last year: seen doctor or other health provider 3 or more times for same condition or problem**

Value	Unweighted Count	Percent	Weighted Count	Percent	Formatted Value
.	203	2.01	149982.50	2.00	Did not answer
1	4295	42.58	3296984.00	44.03	Yes
2	5589	55.41	4040976.00	53.97	No

**H12068 -  
Condition lasted for at least 3 months**

Value	Unweighted Count	Percent	Weighted Count	Percent	Formatted Value
.	297	2.94	259109.20	3.46	Did not answer
N	5589	55.41	4040976.00	53.97	Valid skip
1	3492	34.62	2667985.00	35.63	Yes
2	709	7.03	519871.80	6.94	No

**H12069 -  
Need to take medicine prescribed by a doctor**

Value	Unweighted Count	Percent	Weighted Count	Percent	Formatted Value
.	218	2.16	175759.70	2.35	Did not answer
1	5718	56.69	4743765.00	63.35	Yes
2	4151	41.15	2568417.00	34.30	No

<b>H12070 - Medicine to treat condition that has lasted for at least 3 months</b>					
<b>Value</b>	<b>Unweighted</b>		<b>Weighted</b>		<b>Formatted Value</b>
	<b>Count</b>	<b>Percent</b>	<b>Count</b>	<b>Percent</b>	
.	341	3.38	336327.90	4.49	Did not answer
N	4151	41.15	2568417.00	34.30	Valid skip
1	5178	51.33	4291886.00	57.32	Yes
2	417	4.13	291310.60	3.89	No

<b>H12071F - Feet portion of height without shoes</b>					
<b>Value</b>	<b>Unweighted</b>		<b>Weighted</b>		<b>Formatted Value</b>
	<b>Count</b>	<b>Percent</b>	<b>Count</b>	<b>Percent</b>	
.	275	2.73	220782.60	2.95	Did not answer
0	6	0.06	6803.76	0.09	Out of range error
2	7	0.07	6156.05	0.08	2
3	4	0.04	3744.90	0.05	3
4	149	1.48	115273.40	1.54	4
5	7945	78.76	6007703.00	80.23	5
6	1693	16.78	1121702.00	14.98	6
7	8	0.08	5776.77	0.08	7

<b>H12071I - Inches portion of height without shoes</b>					
<b>Value</b>	<b>Unweighted</b>		<b>Weighted</b>		<b>Formatted Value</b>
	<b>Count</b>	<b>Percent</b>	<b>Count</b>	<b>Percent</b>	
.	345	3.42	299515.30	4.00	Did not answer
0	786	7.79	535182.50	7.15	0
1	690	6.84	530250.10	7.08	1
2	917	9.09	680341.80	9.09	2
3	795	7.88	589704.50	7.88	3
4	871	8.63	668491.90	8.93	4
5	686	6.80	500842.70	6.69	5
6	882	8.74	644703.30	8.61	6
7	813	8.06	621879.60	8.31	7
8	751	7.45	579153.80	7.73	8
9	834	8.27	651152.80	8.70	9
10	875	8.67	654913.60	8.75	10
11	842	8.35	531810.10	7.10	11



H12072 -

Weight without shoes in pounds

Value	Unweighted Count	Percent	Weighted Count	Percent	Formatted Value
.	292	2.89	230706.70	3.08	Did not answer
0	33	0.33	56888.48	0.76	Out of range error
42	1	0.01	759.78	0.01	42
45	1	0.01	673.51	0.01	45
47	1	0.01	131.61	0.00	47
48	1	0.01	2773.90	0.04	48
65	3	0.03	5463.65	0.07	65
70	3	0.03	3012.57	0.04	70
77	1	0.01	1149.50	0.02	77
80	2	0.02	182.12	0.00	80
81	1	0.01	926.09	0.01	81
85	2	0.02	5127.37	0.07	85
87	1	0.01	259.39	0.00	87
88	1	0.01	2353.47	0.03	88
89	2	0.02	2470.23	0.03	89
90	5	0.05	6788.23	0.09	90
91	2	0.02	1294.83	0.02	91
92	1	0.01	230.59	0.00	92
94	4	0.04	4342.54	0.06	94
95	12	0.12	12081.43	0.16	95
96	2	0.02	721.24	0.01	96
97	6	0.06	4879.31	0.07	97
98	13	0.13	10646.85	0.14	98
99	2	0.02	2059.86	0.03	99
100	34	0.34	37855.50	0.51	100
101	6	0.06	8136.28	0.11	101
102	8	0.08	7388.70	0.10	102
103	13	0.13	7417.59	0.10	103
104	5	0.05	2306.55	0.03	104
105	37	0.37	27661.56	0.37	105
106	9	0.09	6833.54	0.09	106
107	9	0.09	5503.41	0.07	107
108	13	0.13	6666.63	0.09	108
109	8	0.08	10309.57	0.14	109
110	81	0.80	63417.98	0.85	110
111	5	0.05	4635.22	0.06	111
112	28	0.28	20655.10	0.28	112
113	12	0.12	7546.26	0.10	113
114	12	0.12	10028.37	0.13	114
115	97	0.96	69434.67	0.93	115
116	17	0.17	9013.57	0.12	116
117	24	0.24	23333.17	0.31	117
118	36	0.36	22842.63	0.31	118
119	20	0.20	6931.78	0.09	119
120	131	1.30	90703.97	1.21	120
121	19	0.19	9694.98	0.13	121
122	23	0.23	19595.60	0.26	122
123	34	0.34	29272.48	0.39	123
124	42	0.42	35763.27	0.48	124
125	135	1.34	96550.00	1.29	125

2012 HEALTH CARE SURVEY OF DOD BENEFICIARIES – QUARTER III

126	27	0.27	24858.25	0.33	126
127	36	0.36	29435.28	0.39	127
128	55	0.55	42671.60	0.57	128
129	22	0.22	20539.19	0.27	129
130	224	2.22	160460.20	2.14	130
131	14	0.14	12690.25	0.17	131
132	49	0.49	44098.37	0.59	132
133	37	0.37	24533.61	0.33	133
134	29	0.29	25546.26	0.34	134
135	185	1.83	129015.30	1.72	135
136	31	0.31	26298.25	0.35	136
137	33	0.33	17484.40	0.23	137
138	53	0.53	44339.29	0.59	138
139	25	0.25	17720.47	0.24	139
140	256	2.54	204289.90	2.73	140
141	28	0.28	29009.82	0.39	141
142	44	0.44	39276.56	0.52	142
143	41	0.41	21898.60	0.29	143
144	32	0.32	24681.19	0.33	144
145	253	2.51	200325.20	2.68	145
146	28	0.28	29790.16	0.40	146
147	46	0.46	38608.74	0.52	147
148	76	0.75	49309.11	0.66	148
149	26	0.26	21078.26	0.28	149
150	294	2.91	218055.40	2.91	150
151	18	0.18	14953.35	0.20	151
152	41	0.41	39696.08	0.53	152
153	39	0.39	28314.04	0.38	153
154	37	0.37	36746.77	0.49	154
155	218	2.16	129516.20	1.73	155
156	53	0.53	48955.46	0.65	156
157	34	0.34	26904.20	0.36	157
158	55	0.55	36271.46	0.48	158
159	25	0.25	20814.86	0.28	159
160	333	3.30	237284.10	3.17	160
161	32	0.32	30579.96	0.41	161
162	60	0.59	55415.13	0.74	162
163	56	0.56	38765.32	0.52	163
164	36	0.36	32819.47	0.44	164
165	274	2.72	194107.60	2.59	165
166	23	0.23	18052.59	0.24	166
167	38	0.38	22521.38	0.30	167
168	75	0.74	62466.95	0.83	168
169	29	0.29	22312.45	0.30	169
170	304	3.01	220413.40	2.94	170
171	19	0.19	16731.61	0.22	171
172	78	0.77	59936.89	0.80	172
173	43	0.43	26762.23	0.36	173
174	43	0.43	23124.95	0.31	174
175	308	3.05	221508.20	2.96	175
176	38	0.38	24477.23	0.33	176
177	36	0.36	30790.32	0.41	177
178	95	0.94	60046.24	0.80	178
179	28	0.28	24105.47	0.32	179
180	329	3.26	226321.40	3.02	180
181	31	0.31	15822.77	0.21	181
182	43	0.43	31003.15	0.41	182
183	45	0.45	23798.97	0.32	183

2012 HEALTH CARE SURVEY OF DOD BENEFICIARIES – QUARTER III

184	36	0.36	31530.79	0.42	184
185	291	2.88	182634.20	2.44	185
186	36	0.36	33349.33	0.45	186
187	42	0.42	30250.49	0.40	187
188	35	0.35	25790.54	0.34	188
189	47	0.47	29312.66	0.39	189
190	316	3.13	229672.40	3.07	190
191	18	0.18	12927.74	0.17	191
192	44	0.44	35873.58	0.48	192
193	38	0.38	29092.46	0.39	193
194	40	0.40	36247.02	0.48	194
195	246	2.44	162874.00	2.18	195
196	40	0.40	33499.32	0.45	196
197	35	0.35	27731.22	0.37	197
198	60	0.59	49581.67	0.66	198
199	32	0.32	23547.77	0.31	199
200	324	3.21	219561.10	2.93	200
201	22	0.22	13966.61	0.19	201
202	32	0.32	18922.61	0.25	202
203	25	0.25	25046.17	0.33	203
204	34	0.34	26184.42	0.35	204
205	177	1.75	93835.25	1.25	205
206	21	0.21	20647.17	0.28	206
207	25	0.25	12977.65	0.17	207
208	37	0.37	20187.22	0.27	208
209	13	0.13	13485.35	0.18	209
210	245	2.43	134733.00	1.80	210
211	17	0.17	11195.59	0.15	211
212	31	0.31	21073.19	0.28	212
213	15	0.15	15062.99	0.20	213
214	15	0.15	9423.97	0.13	214
215	164	1.63	109990.10	1.47	215
216	14	0.14	8820.08	0.12	216
217	22	0.22	22942.78	0.31	217
218	37	0.37	42938.33	0.57	218
219	15	0.15	10059.90	0.13	219
220	213	2.11	150121.10	2.00	220
221	3	0.03	1613.32	0.02	221
222	15	0.15	11544.51	0.15	222
223	12	0.12	8405.65	0.11	223
224	16	0.16	25903.67	0.35	224
225	138	1.37	94453.29	1.26	225
226	11	0.11	7755.17	0.10	226
227	15	0.15	17699.46	0.24	227
228	20	0.20	13667.49	0.18	228
229	8	0.08	5383.97	0.07	229
230	133	1.32	96840.18	1.29	230
231	4	0.04	2348.58	0.03	231
232	9	0.09	10170.04	0.14	232
233	6	0.06	4033.10	0.05	233
234	12	0.12	13213.53	0.18	234
235	90	0.89	62988.63	0.84	235
236	12	0.12	10646.75	0.14	236
237	4	0.04	3358.77	0.04	237
238	17	0.17	15498.02	0.21	238
239	7	0.07	9586.55	0.13	239
240	91	0.90	73632.55	0.98	240
241	3	0.03	3243.33	0.04	241

2012 HEALTH CARE SURVEY OF DOD BENEFICIARIES – QUARTER III

242	8	0.08	7434.16	0.10	242
243	8	0.08	13457.26	0.18	243
244	7	0.07	3451.96	0.05	244
245	61	0.60	41691.62	0.56	245
246	4	0.04	1102.05	0.01	246
247	7	0.07	4477.44	0.06	247
248	7	0.07	5483.68	0.07	248
249	4	0.04	1760.86	0.02	249
250	79	0.78	73378.84	0.98	250
251	3	0.03	1089.26	0.01	251
252	7	0.07	4976.28	0.07	252
253	12	0.12	4367.70	0.06	253
254	2	0.02	1909.27	0.03	254
255	30	0.30	21611.68	0.29	255
256	1	0.01	65.43	0.00	256
257	5	0.05	4021.85	0.05	257
258	4	0.04	8134.00	0.11	258
259	1	0.01	227.14	0.00	259
260	36	0.36	44764.34	0.60	260
262	2	0.02	2697.39	0.04	262
263	1	0.01	232.09	0.00	263
264	2	0.02	2426.94	0.03	264
265	22	0.22	23756.62	0.32	265
267	4	0.04	1367.78	0.02	267
268	5	0.05	3081.03	0.04	268
269	3	0.03	602.53	0.01	269
270	28	0.28	22838.48	0.31	270
271	1	0.01	122.28	0.00	271
272	1	0.01	643.04	0.01	272
273	2	0.02	2209.61	0.03	273
274	5	0.05	1180.24	0.02	274
275	13	0.13	19374.76	0.26	275
276	1	0.01	458.99	0.01	276
277	2	0.02	456.08	0.01	277
278	5	0.05	3632.31	0.05	278
280	14	0.14	16544.55	0.22	280
281	2	0.02	4600.02	0.06	281
282	2	0.02	1519.55	0.02	282
284	4	0.04	6056.43	0.08	284
285	11	0.11	6771.60	0.09	285
286	1	0.01	2353.47	0.03	286
287	3	0.03	2318.23	0.03	287
289	7	0.07	4104.15	0.05	289
290	14	0.14	13393.96	0.18	290
294	1	0.01	151.86	0.00	294
295	8	0.08	4999.62	0.07	295
296	1	0.01	148.86	0.00	296
297	2	0.02	1427.02	0.02	297
298	1	0.01	187.32	0.00	298
299	1	0.01	3710.79	0.05	299
300	5	0.05	8897.48	0.12	300
303	1	0.01	155.44	0.00	303
305	3	0.03	4282.89	0.06	305
307	2	0.02	570.97	0.01	307
310	3	0.03	635.23	0.01	310
312	2	0.02	261.11	0.00	312
315	1	0.01	476.56	0.01	315
320	6	0.06	4727.47	0.06	320

321	1	0.01	1127.69	0.02	321
322	1	0.01	520.02	0.01	322
325	1	0.01	98.39	0.00	325
329	1	0.01	131.61	0.00	329
335	1	0.01	53.85	0.00	335
336	1	0.01	98.39	0.00	336
342	1	0.01	260.04	0.00	342
345	2	0.02	2081.30	0.03	345
349	1	0.01	125.90	0.00	349
350	2	0.02	967.90	0.01	350
355	1	0.01	116.76	0.00	355
356	1	0.01	243.73	0.00	356
369	1	0.01	1300.08	0.02	369
370	2	0.02	3818.78	0.05	370
382	1	0.01	258.18	0.00	382
462	1	0.01	107.94	0.00	462

<b>SREDA - Highest grade completed</b>					
<b>Value</b>	<b>Unweighted</b>		<b>Weighted</b>		<b>Formatted Value</b>
	<b>Count</b>	<b>Percent</b>	<b>Count</b>	<b>Percent</b>	
.	243	2.41	186503.40	2.49	Did not answer
1	55	0.55	59180.18	0.79	8th grade or less
2	123	1.22	171193.40	2.29	Some high school, but did not graduate
3	1697	16.82	1669808.00	22.30	High school graduate or GED
4	4102	40.67	2982032.00	39.82	Some college or 2-year degree
5	1718	17.03	1146066.00	15.31	4-year college graduate
6	2149	21.30	1273159.00	17.00	More than 4-year college degree

<b>H12073 - Are you Spanish, Hispanic, or Latino</b>					
<b>Value</b>	<b>Unweighted</b>		<b>Weighted</b>		<b>Formatted Value</b>
	<b>Count</b>	<b>Percent</b>	<b>Count</b>	<b>Percent</b>	
.	336	3.33	278810.40	3.72	Did not answer
1	8729	86.54	6535121.00	87.28	No, Not Spanish, Hispanic, or Latino
2	362	3.59	236393.90	3.16	Yes, Mexican, Mexican American, Chicano
3	305	3.02	199733.80	2.67	Yes, Puerto Rican
4	19	0.19	12904.56	0.17	Yes, Cuban
5	336	3.33	224978.10	3.00	Yes, Other Spanish, Hispanic, or Latino

**H12073A -  
No, not Spanish, Hispanic, or Latino**

Value	Unweighted Count	Percent	Weighted Count	Percent	Formatted Value
1	8732	86.57	6540709.00	87.35	Marked
2	1355	13.43	947232.60	12.65	Not marked

**H12073B -  
Yes, Mexican, Mexican American, Chicano**

Value	Unweighted Count	Percent	Weighted Count	Percent	Formatted Value
1	362	3.59	236393.90	3.16	Marked
2	9725	96.41	7251548.00	96.84	Not marked

**H12073C -  
Yes, Puerto Rican**

Value	Unweighted Count	Percent	Weighted Count	Percent	Formatted Value
1	314	3.11	204903.20	2.74	Marked
2	9773	96.89	7283039.00	97.26	Not marked

**H12073D -  
Yes, Cuban**

Value	Unweighted Count	Percent	Weighted Count	Percent	Formatted Value
1	24	0.24	16243.78	0.22	Marked
2	10063	99.76	7471698.00	99.78	Not marked

**H12073E -  
Yes, other Spanish, Hispanic, or Latino**

Value	Unweighted Count	Percent	Weighted Count	Percent	Formatted Value
1	356	3.53	234436.10	3.13	Marked
2	9731	96.47	7253506.00	96.87	Not marked

<b>SRRACEA - Race: White</b>					
<b>Value</b>	<b>Unweighted Count</b>	<b>Percent</b>	<b>Weighted Count</b>	<b>Percent</b>	<b>Formatted Value</b>
1	7802	77.35	5900350.00	78.80	Marked
2	2285	22.65	1587592.00	21.20	Not marked

<b>SRRACEB - Race: Black or African American</b>					
<b>Value</b>	<b>Unweighted Count</b>	<b>Percent</b>	<b>Weighted Count</b>	<b>Percent</b>	<b>Formatted Value</b>
1	1180	11.70	828679.20	11.07	Marked
2	8907	88.30	6659263.00	88.93	Not marked

<b>SRRACEC - Race: American Indian or Alaska native</b>					
<b>Value</b>	<b>Unweighted Count</b>	<b>Percent</b>	<b>Weighted Count</b>	<b>Percent</b>	<b>Formatted Value</b>
1	241	2.39	154580.60	2.06	Marked
2	9846	97.61	7333361.00	97.94	Not marked

<b>SRRACED - Race: Asian</b>					
<b>Value</b>	<b>Unweighted Count</b>	<b>Percent</b>	<b>Weighted Count</b>	<b>Percent</b>	<b>Formatted Value</b>
1	690	6.84	427659.50	5.71	Marked
2	9397	93.16	7060283.00	94.29	Not marked

<b>SRRACEE - Race: Native Hawaiian/other Pacific Islander</b>					
<b>Value</b>	<b>Unweighted Count</b>	<b>Percent</b>	<b>Weighted Count</b>	<b>Percent</b>	<b>Formatted Value</b>
1	123	1.22	71974.22	0.96	Marked
2	9964	98.78	7415968.00	99.04	Not marked

**SRAGE -  
What is your age now?**

Value	Unweighted Count	Percent	Weighted Count	Percent	Formatted Value
.	207	2.05	140764.80	1.88	Did not answer
1	962	9.54	967894.70	12.93	18 to 24
2	2247	22.28	1254018.00	16.75	25 to 34
3	1928	19.11	881742.60	11.78	35 to 44
4	1818	18.02	863867.40	11.54	45 to 54
5	2053	20.35	1348244.00	18.01	55 to 64
6	505	5.01	1101549.00	14.71	65 to 74
7	367	3.64	929860.50	12.42	75 or older

**H12074 -  
Currently covered by Medicare**

Value	Unweighted Count	Percent	Weighted Count	Percent	Formatted Value
.	199	1.97	125682.20	1.68	Did not answer
D	845	8.38	472933.60	6.32	Don't know
1	1307	12.96	2338973.00	31.24	Yes
2	7736	76.69	4550353.00	60.77	No

**H12075 -  
Currently covered by Medicare part A**

Value	Unweighted Count	Percent	Weighted Count	Percent	Formatted Value
.	244	2.42	219903.00	2.94	Missing/Unknown
C	618	6.13	421311.50	5.63	Should be skipped
N	7963	78.94	4601975.00	61.46	Valid skip
1	1040	10.31	2077832.00	27.75	Yes, covered Medicare Part A
2	222	2.20	166920.70	2.23	No, not covered Medicare Part A

**H12076 -  
Currently covered by Medicare part B**

Value	Unweighted Count	Percent	Weighted Count	Percent	Formatted Value
.	246	2.44	217056.40	2.90	Missing/Unknown
C	538	5.33	360240.40	4.81	Should be skipped
N	8043	79.74	4663046.00	62.27	Valid skip
1	970	9.62	1976019.00	26.39	Yes, covered Medicare Part B
2	290	2.87	271580.40	3.63	No, not covered Medicare Part B



<b>H12077 - Enrolled in a Medicare Advantage plan</b>					
<b>Value</b>	<b>Unweighted Count</b>	<b>Percent</b>	<b>Weighted Count</b>	<b>Percent</b>	<b>Formatted Value</b>
.	253	2.51	242485.50	3.24	Did not answer
C	503	4.99	342962.50	4.58	Should be skipped
D	294	2.91	414686.30	5.54	Don't know
N	8078	80.08	4680324.00	62.50	Valid skip
1	49	0.49	73426.69	0.98	Yes
2	910	9.02	1734057.00	23.16	No

<b>H12078 - Currently covered Medicare supplemental</b>					
<b>Value</b>	<b>Unweighted Count</b>	<b>Percent</b>	<b>Weighted Count</b>	<b>Percent</b>	<b>Formatted Value</b>
.	265	2.63	269792.80	3.60	Missing/Unknown
C	494	4.90	336968.00	4.50	Should be skipped
N	8087	80.17	4686318.00	62.58	Valid skip
1	187	1.85	334264.20	4.46	Yes, covered Medicare supplemental
2	1054	10.45	1860599.00	24.85	No, not covered Medicare supplemental

<b>H12079 - Enrolled in Medicare Part D</b>					
<b>Value</b>	<b>Unweighted Count</b>	<b>Percent</b>	<b>Weighted Count</b>	<b>Percent</b>	<b>Formatted Value</b>
.	244	2.42	230860.00	3.08	Did not answer
C	489	4.85	341312.60	4.56	Should be skipped
D	204	2.02	241050.80	3.22	Don't know
N	8092	80.22	4681974.00	62.53	Valid skip
1	105	1.04	211900.70	2.83	Yes
2	953	9.45	1780844.00	23.78	No

<b>S12AD - Are you currently on active duty</b>					
<b>Value</b>	<b>Unweighted Count</b>	<b>Percent</b>	<b>Weighted Count</b>	<b>Percent</b>	<b>Formatted Value</b>
.	9490	94.08	7215660.00	96.36	Did not answer
1	572	5.67	243382.20	3.25	Yes
2	25	0.25	28899.54	0.39	No

**S12009 -  
Had the same personal doctor or nurse before joining this health plan**

Value	Unweighted Count	Percent	Weighted Count	Percent	Formatted Value
.	285	2.83	324840.10	4.34	Did not answer
C	51	0.51	42078.69	0.56	Should be skipped
N	2826	28.02	1613514.00	21.55	Valid skip
1	1476	14.63	1685724.00	22.51	Yes
2	5449	54.02	3821785.00	51.04	No

**S12010 -  
Since joined health plan, how much of a problem, if any, was it to get a personal doctor or nurse you are happy with?**

Value	Unweighted Count	Percent	Weighted Count	Percent	Formatted Value
.	262	2.60	233416.40	3.12	Did not answer
C	319	3.16	456692.60	6.10	Should be skipped
N	1157	11.47	1229031.00	16.41	Valid skip
1	1060	10.51	620095.10	8.28	A big problem
2	1998	19.81	1262911.00	16.87	A small problem
3	5291	52.45	3685796.00	49.22	Not a problem

**S12B01 -  
Self rating of overall mental/emotional health**

Value	Unweighted Count	Percent	Weighted Count	Percent	Formatted Value
.	41	0.41	24356.66	0.33	Did not answer
1	4368	43.30	3065085.00	40.93	Excellent
2	3188	31.61	2422066.00	32.35	Very good
3	1750	17.35	1362779.00	18.20	Good
4	603	5.98	477714.40	6.38	Fair
5	137	1.36	135941.30	1.82	Poor

**S12B02 -  
Last year: needed treatment/counseling for personal/family problem**

Value	Unweighted Count	Percent	Weighted Count	Percent	Formatted Value
.	22	0.22	13623.83	0.18	Did not answer
1	1613	15.99	1322532.00	17.66	Yes
2	8452	83.79	6151786.00	82.16	No

**S12B03 -  
Last year: problem getting needed treatment/counseling**

Value	Unweighted Count	Percent	Weighted Count	Percent	Formatted Value
.	121	1.20	162691.90	2.17	Did not answer
N	8452	83.79	6151786.00	82.16	Valid skip
1	183	1.81	134072.50	1.79	A big problem
2	263	2.61	172640.50	2.31	A small problem
3	1068	10.59	866750.60	11.58	Not a problem

**S12B04 -  
Last year: rating of treatment/counseling received**

Value	Unweighted Count	Percent	Weighted Count	Percent	Formatted Value
.	241	2.39	241940.30	3.23	Did not answer
C	47	0.47	59395.77	0.79	Should be skipped
N	8405	83.33	6092391.00	81.36	No treatmnt/counselng in lst 12 mnths
0	30	0.30	25882.70	0.35	0
1	17	0.17	15220.48	0.20	1
2	22	0.22	18814.30	0.25	2
3	36	0.36	31057.80	0.41	3
4	38	0.38	23769.35	0.32	4
5	105	1.04	80250.20	1.07	5
6	90	0.89	52494.48	0.70	6
7	160	1.59	122239.60	1.63	7
8	255	2.53	187105.60	2.50	8
9	263	2.61	190850.80	2.55	9
10	378	3.75	346530.00	4.63	10

**S12U01 -  
Currently on active duty status**

Value	Unweighted Count	Percent	Weighted Count	Percent	Formatted Value
.	4233	41.96	4176275.00	55.77	Did not answer
1	3560	35.29	1536654.00	20.52	Yes
2	2294	22.74	1775013.00	23.70	No

**S12U02 -  
Unit provides sick call**

Value	Unweighted Count	Percent	Weighted Count	Percent	Formatted Value
.	4235	41.98	4176452.00	55.78	Did not answer
N	2294	22.74	1775013.00	23.70	Valid skip
1	2072	20.54	1066523.00	14.24	Yes
2	1486	14.73	469953.80	6.28	No

**S12U03 -  
Place usually go when sick or need health advice**

Value	Unweighted Count	Percent	Weighted Count	Percent	Formatted Value
.	4235	41.98	4176452.00	55.78	Did not answer
C	1	0.01	271.08	0.00	Should be skipped
N	3779	37.46	2244696.00	29.98	Valid skip
1	1663	16.49	841268.50	11.23	Sick call
2	409	4.05	225254.40	3.01	Someplace else

**S12U04 -  
Sick call over: Place usually go when sick or need health advice**

Value	Unweighted Count	Percent	Weighted Count	Percent	Formatted Value
.	4240	42.03	4177527.00	55.79	Did not answer
N	4189	41.53	2470221.00	32.99	Valid skip
1	1222	12.11	563327.20	7.52	A military facility
2	86	0.85	32958.63	0.44	A civilian facility
3	350	3.47	243908.30	3.26	I wait for sick call

**S12U05 -  
Have choice of providers where usually receive healthcare**

Value	Unweighted Count	Percent	Weighted Count	Percent	Formatted Value
.	4247	42.10	4186771.00	55.91	Did not answer
N	2294	22.74	1775013.00	23.70	Valid skip
1	1365	13.53	600530.20	8.02	Yes
2	2181	21.62	925627.70	12.36	No

**S12U06 -**  
**Satisfied with choice of providers where usually receive healthcare**

Value	Unweighted Count	Percent	Weighted Count	Percent	Formatted Value
.	4252	42.15	4187835.00	55.93	Did not answer
N	2294	22.74	1775013.00	23.70	Valid skip
1	650	6.44	276892.60	3.70	Strongly agree
2	1370	13.58	544835.50	7.28	Agree
3	1015	10.06	447648.20	5.98	Neither agree nor disagree
4	355	3.52	153964.20	2.06	Disagree
5	151	1.50	101753.80	1.36	Strongly disagree

**S12U07 -**  
**In past year: usually saw the same provider in place where usually receive healthcare**

Value	Unweighted Count	Percent	Weighted Count	Percent	Formatted Value
.	4252	42.15	4186804.00	55.91	Did not answer
C	68	0.67	24266.72	0.32	Should be skipped
N	2620	25.97	1957214.00	26.14	Not Active Duty/no visits in pst yr
1	1775	17.60	695377.60	9.29	Yes
2	1372	13.60	624280.30	8.34	No

**S12U08 -**  
**How often providers, where usually receive healthcare, knowledgeable about details of medical history**

Value	Unweighted Count	Percent	Weighted Count	Percent	Formatted Value
.	4258	42.21	4187831.00	55.93	Did not answer
C	99	0.98	38786.64	0.52	Should be skipped
N	2589	25.67	1942694.00	25.94	Not active duty/no visits in pst yr
1	370	3.67	168784.40	2.25	Never
2	854	8.47	388259.70	5.19	Sometimes
3	1056	10.47	395753.50	5.29	Usually
4	861	8.54	365833.20	4.89	Always

**S12U09 -**

**In past year: How often able to get needed test/treatment or referral for needed tests or treatment**

Value	Unweighted		Weighted		Formatted Value
	Count	Percent	Count	Percent	
.	4265	42.28	4193000.00	56.00	Did not answer
C	54	0.54	24044.41	0.32	Should be skipped
N	2634	26.11	1957436.00	26.14	Not Active Duty/no visits in pst yr
1	101	1.00	48472.01	0.65	Never
2	474	4.70	255823.40	3.42	Sometimes
3	1002	9.93	399049.60	5.33	Usually
4	1557	15.44	610116.30	8.15	Always

**S12G18 -**

**Self/Spouse/Parent reservist on active duty for more than 30 consecutive days in support of contingency operations in past year**

Value	Unweighted		Weighted		Formatted Value
	Count	Percent	Count	Percent	
.	1869	18.53	1827505.00	24.41	Did not answer
1	494	4.90	211421.50	2.82	Yes
2	7724	76.57	5449016.00	72.77	No

**S12G19 -**

**Reservist activated for contingency operations for more than 30 consecutive days in past year**

Value	Unweighted		Weighted		Formatted Value
	Count	Percent	Count	Percent	
.	1888	18.72	1833493.00	24.49	Did not answer
C	375	3.72	415606.80	5.55	Should be skipped
N	7349	72.86	5033409.00	67.22	Valid skip
1	120	1.19	42064.40	0.56	Yes, reservist currently on active duty
2	120	1.19	56709.13	0.76	Yes, rsvrst prev actv dty-deactvatd
3	9	0.09	4704.45	0.06	No, rsvrst not on actv dty in pst yr
4	226	2.24	101954.70	1.36	No, I am not a reservist

**S12G23 - Spouse/parent reservist activated for contingency operations for more than 30 consecutive days in past year**

Value	Unweighted		Weighted		Formatted Value
	Count	Percent	Count	Percent	
.	1886	18.70	1834416.00	24.50	Did not answer
C	355	3.52	390375.20	5.21	Should be skipped
N	7369	73.05	5058641.00	67.56	Valid skip
1	157	1.56	65581.70	0.88	Yes, reservist currently on active duty
2	111	1.10	51936.30	0.69	Yes, rsvrst prev actv dty-deactvatd
3	9	0.09	3982.62	0.05	No, rsvrst not on actv dty in pst yr
4	200	1.98	83009.45	1.11	No, my spouse/parent not a reservist

**S12G27 - Covered by civilian health insurance before becoming eligible for TRICARE**

Value	Unweighted		Weighted		Formatted Value
	Count	Percent	Count	Percent	
.	1881	18.65	1832023.00	24.47	Did not answer
C	327	3.24	347552.00	4.64	Should be skipped
N	7397	73.33	5101464.00	68.13	Valid skip
1	208	2.06	86291.79	1.15	Yes, through my own policy
2	98	0.97	44583.90	0.60	Yes, through reservist spouse policy
3	30	0.30	14457.38	0.19	Yes, through non-rsvrst in family
4	146	1.45	61570.13	0.82	No, I had no civilian coverage

**S12G28 - Current health care coverage**

Value	Unweighted		Weighted		Formatted Value
	Count	Percent	Count	Percent	
.	1850	18.34	1792275.00	23.94	Did not answer
C	358	3.55	383494.40	5.12	Should be skipped
D	21	0.21	10539.87	0.14	Don't know
N	7366	73.02	5065521.00	67.65	Valid skip
1	316	3.13	148903.50	1.99	I use only TRICARE
2	82	0.81	47430.49	0.63	I use TRICARE and civilian coverage
3	94	0.93	39777.68	0.53	I use only civilian coverage

**S12G29A -**

**Don't use TRICARE: greater choice of doctors with my civilian plan**

Value	Unweighted Count	Percent	Weighted Count	Percent	Formatted Value
.	1850	18.34	1792275.00	23.94	Did not answer
C	15	0.15	14409.55	0.19	Should be skipped
N	8128	80.58	5641480.00	75.34	Valid skip
1	22	0.22	6489.30	0.09	Marked
2	72	0.71	33288.39	0.44	Not marked

**S12G29B -**

**Don't use TRICARE: better customer service with civilian plan**

Value	Unweighted Count	Percent	Weighted Count	Percent	Formatted Value
.	1850	18.34	1792275.00	23.94	Did not answer
C	10	0.10	10311.51	0.14	Should be skipped
N	8133	80.63	5645578.00	75.40	Valid skip
1	14	0.14	3854.31	0.05	Marked
2	80	0.79	35923.37	0.48	Not marked

**S12G29C -**

**Don't use TRICARE: personal doctor is not available through TRICARE**

Value	Unweighted Count	Percent	Weighted Count	Percent	Formatted Value
.	1850	18.34	1792275.00	23.94	Did not answer
C	9	0.09	6856.63	0.09	Should be skipped
N	8134	80.64	5649033.00	75.44	Valid skip
1	12	0.12	3482.70	0.05	Marked
2	82	0.81	36294.98	0.48	Not marked

**S12G29D -**

**Don't use TRICARE: TRICARE benefits are poor compared to civilian plan**

Value	Unweighted Count	Percent	Weighted Count	Percent	Formatted Value
.	1850	18.34	1792275.00	23.94	Did not answer
C	3	0.03	4486.68	0.06	Should be skipped
N	8140	80.70	5651403.00	75.47	Valid skip
1	11	0.11	3762.80	0.05	Marked
2	83	0.82	36014.88	0.48	Not marked



<b>S12G29E - Don't use TRICARE: it is easier to get care through civilian plan</b>					
<b>Value</b>	<b>Unweighted</b>		<b>Weighted</b>		<b>Formatted Value</b>
	<b>Count</b>	<b>Percent</b>	<b>Count</b>	<b>Percent</b>	
.	1850	18.34	1792275.00	23.94	Did not answer
C	17	0.17	18836.56	0.25	Should be skipped
N	8126	80.56	5637053.00	75.28	Valid skip
1	34	0.34	11472.81	0.15	Marked
2	60	0.59	28304.87	0.38	Not marked

<b>S12G29F - Don't use TRICARE: pay less for civilian care than would for TRICARE</b>					
<b>Value</b>	<b>Unweighted</b>		<b>Weighted</b>		<b>Formatted Value</b>
	<b>Count</b>	<b>Percent</b>	<b>Count</b>	<b>Percent</b>	
.	1850	18.34	1792275.00	23.94	Did not answer
C	4	0.04	3380.61	0.05	Should be skipped
N	8139	80.69	5652509.00	75.49	Valid skip
1	18	0.18	8912.73	0.12	Marked
2	76	0.75	30864.96	0.41	Not marked

<b>S12G29G - Don't use TRICARE: no military facilities near me</b>					
<b>Value</b>	<b>Unweighted</b>		<b>Weighted</b>		<b>Formatted Value</b>
	<b>Count</b>	<b>Percent</b>	<b>Count</b>	<b>Percent</b>	
.	1850	18.34	1792275.00	23.94	Did not answer
C	18	0.18	18211.57	0.24	Should be skipped
N	8125	80.55	5637678.00	75.29	Valid skip
1	18	0.18	7020.39	0.09	Marked
2	76	0.75	32757.29	0.44	Not marked

<b>S12G29H - Don't use TRICARE: prefer civilian doctors</b>					
<b>Value</b>	<b>Unweighted</b>		<b>Weighted</b>		<b>Formatted Value</b>
	<b>Count</b>	<b>Percent</b>	<b>Count</b>	<b>Percent</b>	
.	1850	18.34	1792275.00	23.94	Did not answer
C	12	0.12	18169.78	0.24	Should be skipped
N	8131	80.61	5637720.00	75.29	Valid skip
1	13	0.13	4706.53	0.06	Marked
2	81	0.80	35071.16	0.47	Not marked

<b>S12G29I - Don't use TRICARE: prefer civilian hospitals</b>					
<b>Value</b>	<b>Unweighted</b>		<b>Weighted</b>		<b>Formatted Value</b>
	<b>Count</b>	<b>Percent</b>	<b>Count</b>	<b>Percent</b>	
.	1850	18.34	1792275.00	23.94	Did not answer
C	10	0.10	15421.05	0.21	Should be skipped
N	8133	80.63	5640469.00	75.33	Valid skip
1	9	0.09	3020.37	0.04	Marked
2	85	0.84	36757.32	0.49	Not marked

<b>S12G29J - Don't use TRICARE: happy with civilian plan and have no reason to change</b>					
<b>Value</b>	<b>Unweighted</b>		<b>Weighted</b>		<b>Formatted Value</b>
	<b>Count</b>	<b>Percent</b>	<b>Count</b>	<b>Percent</b>	
.	1850	18.34	1792275.00	23.94	Did not answer
C	16	0.16	18813.89	0.25	Should be skipped
N	8127	80.57	5637076.00	75.28	Valid skip
1	37	0.37	15765.74	0.21	Marked
2	57	0.57	24011.94	0.32	Not marked

<b>S12G29K - Don't use TRICARE: another reason</b>					
<b>Value</b>	<b>Unweighted</b>		<b>Weighted</b>		<b>Formatted Value</b>
	<b>Count</b>	<b>Percent</b>	<b>Count</b>	<b>Percent</b>	
.	1850	18.34	1792275.00	23.94	Did not answer
C	29	0.29	36664.79	0.49	Should be skipped
N	8114	80.44	5619225.00	75.04	Valid skip
1	37	0.37	11919.64	0.16	Marked
2	57	0.57	27858.04	0.37	Not marked

<b>S12G30 - Self/policy holder now pay all/part of the premium for your civilian health insurance</b>					
<b>Value</b>	<b>Unweighted</b>		<b>Weighted</b>		<b>Formatted Value</b>
	<b>Count</b>	<b>Percent</b>	<b>Count</b>	<b>Percent</b>	
.	1857	18.41	1802220.00	24.07	Did not answer
C	158	1.57	214141.70	2.86	Should be skipped
D	27	0.27	18915.45	0.25	Don't know
N	7882	78.14	5383778.00	71.90	Valid skip
1	39	0.39	19347.27	0.26	Yes, we pay all
2	34	0.34	15554.64	0.21	No, we pay nothing
3	90	0.89	33985.09	0.45	Yes, we pay part

**S12G31 -  
Problem getting information about TRICARE benefits once become eligible for TRICARE**

Value	Unweighted Count	Percent	Weighted Count	Percent	Formatted Value
.	1864	18.48	1808387.00	24.15	Did not answer
C	362	3.59	393521.10	5.26	Should be skipped
N	7427	73.63	5086863.00	67.93	Valid skip
1	35	0.35	15456.44	0.21	A big problem
2	96	0.95	41249.81	0.55	A small problem
3	303	3.00	142464.40	1.90	Not a problem

**S12G32 -  
Is personal doctor a civilian**

Value	Unweighted Count	Percent	Weighted Count	Percent	Formatted Value
.	1855	18.39	1795295.00	23.98	Did not answer
C	364	3.61	396953.10	5.30	Should be skipped
N	7446	73.82	5097133.00	68.07	Valid skip
1	354	3.51	174627.90	2.33	Yes
2	68	0.67	23932.59	0.32	No

**S12G33 -  
Personal doctor accepts TRICARE**

Value	Unweighted Count	Percent	Weighted Count	Percent	Formatted Value
.	1856	18.40	1796761.00	24.00	Did not answer
C	241	2.39	316875.30	4.23	Should be skipped
D	48	0.48	17737.38	0.24	Don't know
N	7637	75.71	5201144.00	69.46	Valid skip
1	269	2.67	140909.10	1.88	Yes
2	36	0.36	14515.54	0.19	No

**S12G34 -  
How often it was easy to see personal doctor once become eligible for TRICARE**

Value	Unweighted		Weighted		Formatted Value
	Count	Percent	Count	Percent	
.	1873	18.57	1809788.00	24.17	Did not answer
C	294	2.91	336087.90	4.49	Should be skipped
N	7516	74.51	5157999.00	68.88	Valid skip
1	27	0.27	15848.06	0.21	Never
2	46	0.46	19996.07	0.27	Sometimes
3	116	1.15	46556.84	0.62	Usually
4	215	2.13	101666.90	1.36	Always

**S12G35 -  
How often it was easy to see specialist once become eligible for TRICARE**

Value	Unweighted		Weighted		Formatted Value
	Count	Percent	Count	Percent	
.	1866	18.50	1807093.00	24.13	Did not answer
C	350	3.47	379202.30	5.06	Should be skipped
N	7507	74.42	5134420.00	68.57	Valid skip
1	23	0.23	15519.04	0.21	Never
2	52	0.52	17994.56	0.24	Sometimes
3	149	1.48	62166.44	0.83	Usually
4	140	1.39	71546.38	0.96	Always

**S12G40 -  
Aware of TRICARE Reserve Select (TRS)**

Value	Unweighted		Weighted		Formatted Value
	Count	Percent	Count	Percent	
.	1869	18.53	1810885.00	24.18	Did not answer
C	343	3.40	357573.20	4.78	Should be skipped
N	7381	73.17	5091443.00	68.00	Valid skip
1	307	3.04	130207.20	1.74	Yes
2	187	1.85	97834.08	1.31	No

**S12G41 -  
I/Sponsor eligible to purchase coverage under TRS**

Value	Unweighted Count	Percent	Weighted Count	Percent	Formatted Value
.	1867	18.51	1809589.00	24.17	Did not answer
C	196	1.94	222851.20	2.98	Should be skipped
N	7715	76.48	5323999.00	71.10	Valid skip
1	167	1.66	74138.27	0.99	Yes
2	84	0.83	33083.72	0.44	No
3	58	0.57	24280.65	0.32	Don't know

**S12015 -  
When did you last have cholesterol screening**

Value	Unweighted Count	Percent	Weighted Count	Percent	Formatted Value
.	234	2.32	189683.20	2.53	Did not answer
1	1425	14.13	1159163.00	15.48	Never had a cholesterol screening
2	294	2.91	171343.00	2.29	5 or more years ago
3	724	7.18	425443.30	5.68	More than 2 but less than 5 years ago
4	1714	16.99	1031774.00	13.78	1 to 2 years ago
5	5696	56.47	4510536.00	60.24	Less than 12 months ago

**S12016 -  
Have you ever had a PSA test**

Value	Unweighted Count	Percent	Weighted Count	Percent	Formatted Value
.	132	1.31	92805.47	1.24	Did not answer
C	164	1.63	159582.10	2.13	Should be skipped
D	1045	10.36	609134.30	8.13	Don't know/Not sure
N	4668	46.28	3559082.00	47.53	Valid skip
1	1896	18.80	1751004.00	23.38	Yes
2	2182	21.63	1316334.00	17.58	No

**S12017 -  
How long has it been since you had PSA test**

Value	Unweighted Count	Percent	Weighted Count	Percent	Formatted Value
.	149	1.48	113347.60	1.51	Did not answer
C	71	0.70	73762.10	0.99	Should be skipped
N	7988	79.19	5570370.00	74.39	Valid skip
2	62	0.61	55313.60	0.74	5 or more years ago
3	88	0.87	66704.91	0.89	More than 3 but less than 5 years ago
4	107	1.06	65341.36	0.87	More than 2 but less than 3 years ago
5	436	4.32	393773.30	5.26	1 to 2 years ago
6	1186	11.76	1149329.00	15.35	Within the last 12 months

**S12B23 -  
Past month: had nightmares or unwanted thoughts about an experience that was frightening, horrible, or upsetting**

Value	Unweighted Count	Percent	Weighted Count	Percent	Formatted Value
.	296	2.93	248507.70	3.32	Did not answer
1	963	9.55	796680.50	10.64	Yes
2	8828	87.52	6442754.00	86.04	No

**S12B24 -  
Past month: tried hard not to think about or went out of the way to avoid situations that remind you of experience that was frightening, horrible, or upsetting**

Value	Unweighted Count	Percent	Weighted Count	Percent	Formatted Value
.	315	3.12	284649.20	3.80	Did not answer
1	985	9.77	799333.40	10.67	Yes
2	8787	87.11	6403959.00	85.52	No

**S12B25 -  
Past month: constantly on guard, watchful, or easily startled after experience that was frightening, horrible, or upsetting**

Value	Unweighted Count	Percent	Weighted Count	Percent	Formatted Value
.	342	3.39	294189.50	3.93	Did not answer
1	778	7.71	667561.70	8.92	Yes
2	8967	88.90	6526191.00	87.16	No

**S12B26 -**

Past month: felt numb or detached from others, activities, or surroundings after experience that was frightening, horrible, or upsetting

Value	Unweighted		Weighted		Formatted Value
	Count	Percent	Count	Percent	
.	343	3.40	297315.40	3.97	Did not answer
1	889	8.81	708816.60	9.47	Yes
2	8855	87.79	6481810.00	86.56	No

**S12011 -**

Able to see my provider when needed

Value	Unweighted		Weighted		Formatted Value
	Count	Percent	Count	Percent	
.	235	2.33	164880.40	2.20	Did not answer
1	540	5.35	358246.40	4.78	Strongly disagree
2	591	5.86	321829.10	4.30	Disagree
3	1164	11.54	765096.40	10.22	Neither agree nor disagree
4	4474	44.35	3117033.00	41.63	Agree
5	3083	30.56	2760857.00	36.87	Strongly agree

**S12014 -**

Satisfaction with health care received during last visit

Value	Unweighted		Weighted		Formatted Value
	Count	Percent	Count	Percent	
.	251	2.49	169838.30	2.27	Did not answer
1	400	3.97	304989.10	4.07	Completely dissatisfied
2	524	5.19	328165.20	4.38	Somewhat dissatisfied
3	822	8.15	487017.80	6.50	Neither satisfied nor dissatisfied
4	2753	27.29	1744590.00	23.30	Somewhat satisfied
5	5337	52.91	4453342.00	59.47	Completely satisfied

**ONTIME -**

Responded within 8 weeks of mail-out

Value	Unweighted		Weighted		Formatted Value
	Count	Percent	Count	Percent	
YES	10087	100.00	7487942.00	100.00	Yes

**FLAG\_FIN -  
Final disposition**

Value	Unweighted Count	Percent	Weighted Count	Percent	Formatted Value
1	10087	100.00	7487942.00	100.00	Returned survey

**DUPFLAG -  
Multiple response indicator**

Value	Unweighted Count	Percent	Weighted Count	Percent	Formatted Value
NO	9967	98.81	7373884.00	98.48	No
YES	120	1.19	114058.40	1.52	Yes

**FNSTATUS -  
Final status**

Value	Unweighted Count	Percent	Weighted Count	Percent	Formatted Value
11	10087	100.00	7487942.00	100.00	Elig,return complete

**KEYCOUNT -  
Number of key questions answered**

Value	Unweighted Count	Percent	Weighted Count	Percent	Formatted Value
10	52	0.52	29517.79	0.39	10
11	30	0.30	19061.00	0.25	11
12	9	0.09	6405.25	0.09	12
13	28	0.28	19169.55	0.26	13
14	60	0.59	43529.94	0.58	14
15	28	0.28	26573.07	0.35	15
16	49	0.49	56488.51	0.75	16
17	93	0.92	100141.00	1.34	17
18	172	1.71	171547.40	2.29	18
19	806	7.99	732790.70	9.79	19
20	8760	86.84	6282718.00	83.90	20



<b>WEB - Web survey indicator</b>					
<b>Value</b>	<b>Unweighted Count</b>	<b>Percent</b>	<b>Weighted Count</b>	<b>Percent</b>	<b>Formatted Value</b>
0	4227	41.91	4174280.00	55.75	No
1	5860	58.09	3313662.00	44.25	Yes

<b>EXPFLAG - Survey version received</b>					
<b>Value</b>	<b>Unweighted Count</b>	<b>Percent</b>	<b>Weighted Count</b>	<b>Percent</b>	<b>Formatted Value</b>
1	595	5.90	268598.30	3.59	Flag 1
2	635	6.30	312603.90	4.17	Flag 2
3	598	5.93	272729.50	3.64	Flag 3
4	8238	81.67	6606753.00	88.23	Flag 4
5	21	0.21	27257.69	0.36	Active Duty w/o an email address

<b>N1 - Coding Scheme Note 1</b>					
<b>Value</b>	<b>Unweighted Count</b>	<b>Percent</b>	<b>Weighted Count</b>	<b>Percent</b>	<b>Formatted Value</b>
1	9799	97.14	7242977.00	96.73	1
2	21	0.21	28202.01	0.38	2
3	209	2.07	144818.20	1.93	3
4	58	0.57	71944.45	0.96	4

<b>N2 - Coding Scheme Note 2</b>					
<b>Value</b>	<b>Unweighted Count</b>	<b>Percent</b>	<b>Weighted Count</b>	<b>Percent</b>	<b>Formatted Value</b>
1	215	2.13	201395.10	2.69	1
2	21	0.21	20550.04	0.27	2
3	31	0.31	22017.33	0.29	3
4	3726	36.94	2684589.00	35.85	4
5	39	0.39	37355.37	0.50	5
6	221	2.19	253129.10	3.38	6
7	5804	57.54	4230836.00	56.50	7
8	30	0.30	38069.41	0.51	8

**N3 -  
Coding Scheme Note 3**

Value	Unweighted Count	Percent	Weighted Count	Percent	Formatted Value
1	377	3.74	418687.00	5.59	1
2	19	0.19	16022.88	0.21	2
3	21	0.21	16219.85	0.22	3
4	8069	79.99	5926280.00	79.14	4
5	12	0.12	10846.63	0.14	5
6	85	0.84	94108.53	1.26	6
7	1480	14.67	971170.80	12.97	7
8	24	0.24	34606.46	0.46	8

**N4 -  
Coding Scheme Note 4**

Value	Unweighted Count	Percent	Weighted Count	Percent	Formatted Value
1	1337	13.25	905241.20	12.09	1
3	8723	86.48	6539978.00	87.34	3
4	7	0.07	8378.79	0.11	4
5	20	0.20	34343.76	0.46	5

**N5 -  
Coding Scheme Note 5**

Value	Unweighted Count	Percent	Weighted Count	Percent	Formatted Value
1	1337	13.25	905241.20	12.09	1
2	4856	48.14	3553134.00	47.45	2
3	228	2.26	257509.10	3.44	3
4	17	0.17	27418.65	0.37	4
5	3554	35.23	2639721.00	35.25	5
6	95	0.94	104917.90	1.40	6

**N6 -  
Coding Scheme Note 6**

Value	Unweighted Count	Percent	Weighted Count	Percent	Formatted Value
1	7138	70.76	5776929.00	77.15	1
2	51	0.51	48766.65	0.65	2
3	8	0.08	2033.61	0.03	3
4	4	0.04	6403.82	0.09	4
5	2872	28.47	1648984.00	22.02	5
6	1	0.01	205.01	0.00	6
7	13	0.13	4619.55	0.06	7

**N7 -  
Coding Scheme Note 7**

Value	Unweighted Count	Percent	Weighted Count	Percent	Formatted Value
1	2877	28.52	1655593.00	22.11	1
2	679	6.73	419769.20	5.61	2
4	6531	64.75	5412580.00	72.28	4

**N8 -  
Coding Scheme Note 8**

Value	Unweighted Count	Percent	Weighted Count	Percent	Formatted Value
1	3556	35.25	2075362.00	27.72	1
2	4444	44.06	3646453.00	48.70	2
3	113	1.12	123619.10	1.65	3
4	1697	16.82	1323085.00	17.67	4
5	277	2.75	319422.50	4.27	5

**N8\_01 -  
Coding Scheme Note 8\_01**

Value	Unweighted Count	Percent	Weighted Count	Percent	Formatted Value
1	2877	28.52	1655593.00	22.11	1
2	1476	14.63	1685724.00	22.51	2
3	5449	54.02	3821785.00	51.04	3
4	285	2.83	324840.10	4.34	4

<b>N9 - Coding Scheme Note 9</b>					
<b>Value</b>	<b>Unweighted Count</b>	<b>Percent</b>	<b>Weighted Count</b>	<b>Percent</b>	<b>Formatted Value</b>
1	5781	57.31	4418666.00	59.01	1
2	66	0.65	79063.68	1.06	2
3	4221	41.85	2968065.00	39.64	3
4	5	0.05	6380.58	0.09	4
5	14	0.14	15766.91	0.21	5

<b>N10 - Coding Scheme Note 10</b>					
<b>Value</b>	<b>Unweighted Count</b>	<b>Percent</b>	<b>Weighted Count</b>	<b>Percent</b>	<b>Formatted Value</b>
1	4226	41.90	2974445.00	39.72	1
2	5512	54.64	4195366.00	56.03	2
3	6	0.06	4845.77	0.06	3
4	204	2.02	144677.10	1.93	4
5	139	1.38	168607.80	2.25	5

<b>N10_B1 - Coding Scheme Note 10_B1</b>					
<b>Value</b>	<b>Unweighted Count</b>	<b>Percent</b>	<b>Weighted Count</b>	<b>Percent</b>	<b>Formatted Value</b>
1	1260	12.49	872928.30	11.66	1
2	353	3.50	449603.40	6.00	2
3	8451	83.78	6150637.00	82.14	3
4	1	0.01	1149.50	0.02	4
5	22	0.22	13623.83	0.18	5

<b>N10_U1 - Coding Scheme Note 10_U1</b>					
<b>Value</b>	<b>Unweighted Count</b>	<b>Percent</b>	<b>Weighted Count</b>	<b>Percent</b>	<b>Formatted Value</b>
1	7793	77.26	5712929.00	76.30	1
2	2294	22.74	1775013.00	23.70	2

**N10\_U2 -  
Coding Scheme Note 10\_U2**

Value	Unweighted Count	Percent	Weighted Count	Percent	Formatted Value
1	2294	22.74	1775013.00	23.70	1
2	1663	16.49	841268.50	11.23	2
4	409	4.05	225254.40	3.01	4
5	4235	41.98	4176452.00	55.78	5
6	1486	14.73	469953.80	6.28	6

**N10\_U3 -  
Coding Scheme Note 10\_U3**

Value	Unweighted Count	Percent	Weighted Count	Percent	Formatted Value
1	2553	25.31	1925825.00	25.72	1
2	7399	73.35	5506462.00	73.54	2
3	24	0.24	10052.76	0.13	3
4	45	0.45	14983.19	0.20	4
6	10	0.10	6107.43	0.08	6
7	10	0.10	4185.04	0.06	7
8	46	0.46	20327.30	0.27	8

**N11 -  
Coding Scheme Note 11**

Value	Unweighted Count	Percent	Weighted Count	Percent	Formatted Value
1	7132	70.70	5310702.00	70.92	1
2	29	0.29	29336.86	0.39	2
3	83	0.82	94487.88	1.26	3
4	2778	27.54	2013317.00	26.89	4
5	65	0.64	40098.08	0.54	5

**N12 -  
Coding Scheme Note 12**

Value	Unweighted Count	Percent	Weighted Count	Percent	Formatted Value
1	2997	29.71	2047459.00	27.34	1
2	31	0.31	22327.58	0.30	2
3	123	1.22	138500.40	1.85	3
4	6848	67.89	5220080.00	69.71	4
5	88	0.87	59574.45	0.80	5

**N13 -  
Coding Scheme Note 13**

Value	Unweighted Count	Percent	Weighted Count	Percent	Formatted Value
1	1306	12.95	960953.70	12.83	1
2	38	0.38	31644.72	0.42	2
3	226	2.24	273732.10	3.66	3
4	8428	83.55	6167964.00	82.37	4
5	89	0.88	53647.34	0.72	5

**N14 -  
Coding Scheme Note 14**

Value	Unweighted Count	Percent	Weighted Count	Percent	Formatted Value
1	1607	15.93	1359435.00	18.15	1
2	16	0.16	16324.71	0.22	2
3	241	2.39	295474.90	3.95	3
4	8127	80.57	5763980.00	76.98	4
5	96	0.95	52726.93	0.70	5

**N15 -  
Coding Scheme Note 15**

Value	Unweighted Count	Percent	Weighted Count	Percent	Formatted Value
1	2514	24.92	1737755.00	23.21	1
2	17	0.17	21492.94	0.29	2
3	182	1.80	219441.80	2.93	3
4	7272	72.09	5457878.00	72.89	4
5	102	1.01	51375.08	0.69	5

**N16 -  
Coding Scheme Note 16**

Value	Unweighted Count	Percent	Weighted Count	Percent	Formatted Value
1	2850	28.25	1708928.00	22.82	1
2	16	0.16	13807.42	0.18	2
3	79	0.78	97184.63	1.30	3
4	7033	69.72	5609529.00	74.91	4
5	109	1.08	58493.21	0.78	5

**N17 -  
Coding Scheme Note 17**

Value	Unweighted Count	Percent	Weighted Count	Percent	Formatted Value
1	4026	39.91	3448328.00	46.05	1
2	38	0.38	21556.40	0.29	2
3	139	1.38	172225.40	2.30	3
4	3732	37.00	2453531.00	32.77	4
5	2041	20.23	1329915.00	17.76	5
6	111	1.10	62385.44	0.83	6

**N17\_G1 -  
Coding Scheme Note 17\_G1**

Value	Unweighted Count	Percent	Weighted Count	Percent	Formatted Value
1	166	1.65	119408.60	1.59	1
2	233	2.31	104263.70	1.39	2
3	259	2.57	104762.30	1.40	3
5	2	0.02	2395.46	0.03	5
6	7523	74.58	5279674.00	70.51	6
7	1869	18.53	1827505.00	24.41	7
8	29	0.29	39273.61	0.52	8
9	6	0.06	10660.03	0.14	9

**N17\_G2 -  
Coding Scheme Note 17\_G2**

Value	Unweighted Count	Percent	Weighted Count	Percent	Formatted Value
1	7724	76.57	5449016.00	72.77	1
2	87	0.86	29919.05	0.40	2
3	316	3.13	148903.50	1.99	3
4	99	0.98	55589.68	0.74	4
5	7	0.07	9858.64	0.13	5
6	4	0.04	2380.68	0.03	6
7	1850	18.34	1792275.00	23.94	7

**N17\_G3 -  
Coding Scheme Note 17\_G3**

Value	Unweighted Count	Percent	Weighted Count	Percent	Formatted Value
1	7725	76.58	5449870.00	72.78	1
2	4	0.04	3116.18	0.04	2
3	8	0.08	3932.37	0.05	3
4	301	2.98	151542.30	2.02	4
5	45	0.45	19102.63	0.26	5
6	8	0.08	3982.99	0.05	6
7	2	0.02	455.24	0.01	7
8	63	0.62	22671.49	0.30	8
9	3	0.03	805.86	0.01	9
10	73	0.72	37167.93	0.50	10
11	1855	18.39	1795295.00	23.98	11

**N17\_G4 -  
Coding Scheme Note 17\_G4**

Value	Unweighted Count	Percent	Weighted Count	Percent	Formatted Value
1	7724	76.57	5449016.00	72.77	1
2	306	3.03	130092.40	1.74	2
3	1	0.01	114.79	0.00	3
4	187	1.85	97834.08	1.31	4
5	1869	18.53	1810885.00	24.18	5

**N18 -  
Coding Scheme Note 18**

Value	Unweighted Count	Percent	Weighted Count	Percent	Formatted Value
1	1885	18.69	1366005.00	18.24	1
2	8145	80.75	6041030.00	80.68	2
3	54	0.54	78783.66	1.05	3
4	3	0.03	2123.42	0.03	4



**N19A\_Q3 -  
Coding Scheme Note 19A\_Q3**

Value	Unweighted Count	Percent	Weighted Count	Percent	Formatted Value
1	95	0.94	90238.95	1.21	1
2	125	1.24	83111.43	1.11	2
6	4928	48.85	3445946.00	46.02	6
7	6	0.06	4583.36	0.06	7
8	201	1.99	239160.40	3.19	8
9	4635	45.95	3539036.00	47.26	9
10	1	0.01	1060.11	0.01	10
11	96	0.95	84805.32	1.13	11

**N19B\_Q3 -  
Coding Scheme Note 19B\_Q3**

Value	Unweighted Count	Percent	Weighted Count	Percent	Formatted Value
1	5255	52.10	3769278.00	50.34	1
2	4832	47.90	3718664.00	49.66	2

**N19\_01 -  
Coding Scheme Note 19\_01**

Value	Unweighted Count	Percent	Weighted Count	Percent	Formatted Value
1	4832	47.90	3718664.00	49.66	1
2	1887	18.71	1746730.00	23.33	2
3	16	0.16	15138.21	0.20	3
4	9	0.09	4274.19	0.06	4
5	2166	21.47	1301196.00	17.38	5
6	1045	10.36	609134.30	8.13	6
7	132	1.31	92805.47	1.24	7

**N20 -  
Coding Scheme Note 20**

Value	Unweighted Count	Percent	Weighted Count	Percent	Formatted Value
1	5255	52.10	3769278.00	50.34	1
2	2654	26.31	2249595.00	30.04	2
3	1965	19.48	1270944.00	16.97	3
4	22	0.22	23465.32	0.31	4
5	77	0.76	55506.25	0.74	5
6	114	1.13	119153.60	1.59	6

**N21 -  
Coding Scheme Note 21**

Value	Unweighted Count	Percent	Weighted Count	Percent	Formatted Value
1	5255	52.10	3769278.00	50.34	1
2	41	0.41	27600.09	0.37	2
4	82	0.81	44948.45	0.60	4
5	62	0.61	38949.22	0.52	5
6	334	3.31	209819.80	2.80	6
7	4095	40.60	3183775.00	42.52	7
12	218	2.16	213571.20	2.85	12

**N22 -  
Coding Scheme Note 22**

Value	Unweighted Count	Percent	Weighted Count	Percent	Formatted Value
1	4080	40.45	3074977.00	41.07	1
2	215	2.13	222006.40	2.96	2
3	5589	55.41	4040976.00	53.97	3
4	203	2.01	149982.50	2.00	4

**N23 -  
Coding Scheme Note 23**

Value	Unweighted Count	Percent	Weighted Count	Percent	Formatted Value
1	5645	55.96	4659315.00	62.22	1
2	73	0.72	84450.00	1.13	2
3	4151	41.15	2568417.00	34.30	3
4	218	2.16	175759.70	2.35	4

**N24 -  
Coding Scheme Note 24**

Value	Unweighted Count	Percent	Weighted Count	Percent	Formatted Value
1	362	3.59	236393.90	3.16	1
2	336	3.33	224978.10	3.00	2
3	305	3.02	199733.80	2.67	3
4	19	0.19	12904.56	0.17	4
5	8729	86.54	6535121.00	87.28	5
6	336	3.33	278810.40	3.72	6

**N25 -  
Coding Scheme Note 25**

Value	Unweighted Count	Percent	Weighted Count	Percent	Formatted Value
1	1298	12.87	2326704.00	31.07	1
2	8581	85.07	5023286.00	67.09	2
3	9	0.09	12269.24	0.16	3
4	199	1.97	125682.20	1.68	4

**MISS\_1 -  
Count of: violates skip pattern**

Value	Unweighted Count	Percent	Weighted Count	Percent	Formatted Value
0	10087	100.00	7487942.00	100.00	0 times

**MISS\_4 -  
Count of: incomplete grid error**

Value	Unweighted Count	Percent	Weighted Count	Percent	Formatted Value
0	10087	100.00	7487942.00	100.00	0 times

**MISS\_5 -**  
**Count of: scalable response of don't know**

Value	Unweighted Count	Percent	Weighted Count	Percent	Formatted Value
0	5774	57.24	4370057.00	58.36	0 times
1	2739	27.15	1940749.00	25.92	1 time
2	1152	11.42	852346.70	11.38	2 times
3	330	3.27	250340.20	3.34	3 times
4	67	0.66	53804.34	0.72	4 times
5	23	0.23	18146.01	0.24	5 times
6	2	0.02	2498.83	0.03	6 times

**MISS\_6 -**  
**Count of: not applicable - valid skip**

Value	Unweighted Count	Percent	Weighted Count	Percent	Formatted Value
0	8031	79.62	5784675.00	77.25	0 times
1	933	9.25	744292.60	9.94	1 time
2	433	4.29	370943.70	4.95	2 times
3	356	3.53	273013.70	3.65	3 times
4	138	1.37	99516.18	1.33	4 times
5	67	0.66	56270.13	0.75	5 times
6	46	0.46	55024.64	0.73	6 times
7	24	0.24	34929.29	0.47	7 times
8	11	0.11	11649.82	0.16	8 times
9	20	0.20	23835.48	0.32	9 times
10	6	0.06	9634.05	0.13	10 times
11	4	0.04	6246.57	0.08	11 times
12	6	0.06	9335.77	0.12	12 times
13	1	0.01	759.78	0.01	13 times
14	4	0.04	1581.43	0.02	14 times
15	1	0.01	1149.50	0.02	15 times
17	1	0.01	178.36	0.00	17 times
20	2	0.02	1281.10	0.02	20 times
23	1	0.01	823.05	0.01	23 times
24	1	0.01	28.27	0.00	24 times
27	1	0.01	2773.90	0.04	27 times

**MISS\_7 -**  
**Count of: out-of-range error**

Value	Unweighted Count	Percent	Weighted Count	Percent	Formatted Value
0	10048	99.61	7424250.00	99.15	0 times
1	39	0.39	63692.24	0.85	1 time

**MISS\_9 -**

**Count of: no response - invalid skip**

Value	Unweighted Count	Percent	Weighted Count	Percent	Formatted Value
11	5	0.05	4547.64	0.06	11 times
12	1	0.01	153.12	0.00	12 times
14	2	0.02	2485.08	0.03	14 times
15	2	0.02	2679.46	0.04	15 times
16	2	0.02	5547.80	0.07	16 times
17	4	0.04	11339.30	0.15	17 times
18	3	0.03	6841.58	0.09	18 times
19	2	0.02	864.35	0.01	19 times
20	2	0.02	303.83	0.00	20 times
21	2	0.02	1303.80	0.02	21 times
22	2	0.02	285.91	0.00	22 times
23	3	0.03	5245.70	0.07	23 times
24	3	0.03	2140.60	0.03	24 times
25	3	0.03	5281.68	0.07	25 times
26	2	0.02	901.81	0.01	26 times
27	7	0.07	8356.15	0.11	27 times
28	5	0.05	6714.18	0.09	28 times
29	7	0.07	3169.02	0.04	29 times
30	10	0.10	7021.74	0.09	30 times
31	5	0.05	6331.78	0.08	31 times
32	10	0.10	6154.50	0.08	32 times
33	17	0.17	15302.22	0.20	33 times
34	21	0.21	16559.20	0.22	34 times
35	17	0.17	8411.30	0.11	35 times
36	18	0.18	10729.22	0.14	36 times
37	19	0.19	17858.27	0.24	37 times
38	26	0.26	21974.04	0.29	38 times
39	32	0.32	15013.59	0.20	39 times
40 -- 135	9855	97.70	7294425.00	97.42	40 or more times

**MISS\_TOT -**

**Total number of missing responses**

Value	Unweighted Count	Percent	Weighted Count	Percent	Formatted Value
12	1	0.01	1060.11	0.01	12 times
16	1	0.01	253.15	0.00	16 times
18	2	0.02	2899.81	0.04	18 times
19	2	0.02	1735.49	0.02	19 times
20	2	0.02	6672.69	0.09	20 times
22	5	0.05	4604.29	0.06	22 times
23	3	0.03	2817.47	0.04	23 times
24	1	0.01	708.90	0.01	24 times
25	3	0.03	4425.35	0.06	25 times
26	2	0.02	1196.11	0.02	26 times
27	5	0.05	1095.63	0.01	27 times
28	6	0.06	3579.98	0.05	28 times
29	6	0.06	3719.54	0.05	29 times
30	6	0.06	5583.73	0.07	30 times
31	8	0.08	11463.66	0.15	31 times
32	6	0.06	4409.65	0.06	32 times
33	14	0.14	10058.80	0.13	33 times
34	12	0.12	16644.16	0.22	34 times
35	15	0.15	5836.58	0.08	35 times
36	16	0.16	5316.51	0.07	36 times
37	24	0.24	15364.08	0.21	37 times
38	22	0.22	24703.02	0.33	38 times
39	18	0.18	10524.66	0.14	39 times
40 – 138	9907	98.22	7343269.00	98.07	40 or more times

**XENRLLMT -**

**Enrollment in TRICARE prime**

Value	Unweighted Count	Percent	Weighted Count	Percent	Formatted Value
.	75	0.74	62381.41	0.83	Missing/Unknown
1	3679	36.47	1626129.00	21.72	Active Duty - under 65
2	3741	37.09	2278462.00	30.43	Enrolled - under 65
3	1816	18.00	1541387.00	20.58	Not enrolled - under 65
4	700	6.94	1788020.00	23.88	Not enrolled - 65 or over
5	76	0.75	191562.00	2.56	Enrolled - 65 or over

<b>XENR_PCM - Enrollment by PCM type</b>					
<b>Value</b>	<b>Unweighted Count</b>	<b>Percent</b>	<b>Weighted Count</b>	<b>Percent</b>	<b>Formatted Value</b>
.	75	0.74	62381.41	0.83	Missing/Unknown
1	3679	36.47	1626129.00	21.72	Active Duty - under 65
2	2875	28.50	1248020.00	16.67	Enrolled - under 65, Mil PCM
3	866	8.59	1030443.00	13.76	Enrolled - under 65, Civ PCM
4	1816	18.00	1541387.00	20.58	Not enrolled - under 65
5	700	6.94	1788020.00	23.88	Not enrolled - 65 or over
6	68	0.67	170815.20	2.28	Enrolled - 65 or over, Mil PCM
7	8	0.08	20746.76	0.28	Enrolled - 65 or over, Civ PCM

<b>XINS_COV - Insurance coverage</b>					
<b>Value</b>	<b>Unweighted Count</b>	<b>Percent</b>	<b>Weighted Count</b>	<b>Percent</b>	<b>Formatted Value</b>
.	290	2.87	265347.20	3.54	Missing/Unknown
1	3679	36.47	1626129.00	21.72	Prime-under 65 Active Duty
2	3408	33.79	2036760.00	27.20	Prime-under 65 Non-Active Duty
3	712	7.06	568079.00	7.59	Standard/Extra
4	797	7.90	1755377.00	23.44	Medicare
5	797	7.90	731627.20	9.77	Other civilian Insurance
6	9	0.09	24215.84	0.32	Prime, 65 or over
7	54	0.54	43526.68	0.58	TRICARE Plus
8	202	2.00	224518.50	3.00	Veterans Administration (VA)
9	82	0.81	130985.20	1.75	TRICARE Reserve Select
10	48	0.48	61148.97	0.82	TRICARE Retired Reserve
11	6	0.06	14340.65	0.19	TRICARE Young Adult
12	3	0.03	5887.15	0.08	Continued Health Care Benefit Program

<b>XBENCAT - Beneficiary category</b>					
<b>Value</b>	<b>Unweighted Count</b>	<b>Percent</b>	<b>Weighted Count</b>	<b>Percent</b>	<b>Formatted Value</b>
.	9	0.09	17690.65	0.24	Missing/Other
1	3143	31.16	1387070.00	18.52	Active Duty
2	1728	17.13	932271.70	12.45	Dependent of Active Duty
3	463	4.59	196182.20	2.62	Active Reservist
4	325	3.22	142958.10	1.91	Dependent of Active Reservist
5	101	1.00	110315.60	1.47	Inactive Reservist
6	137	1.36	112579.00	1.50	Dependent of Inactive Reservist
7	3334	33.05	2552332.00	34.09	Retired or dependent <65
8	847	8.40	2036543.00	27.20	Retired or dependent >65

**XENR\_RSV -  
Enrollment by PCM type - reservist**

Value	Unweighted Count	Percent	Weighted Count	Percent	Formatted Value
.	75	0.74	62381.41	0.83	Missing/Unknown
1	3143	31.16	1387070.00	18.52	Active Duty - under 65
2	2875	28.50	1248020.00	16.67	Enrolled - under 65, Mil PCM
3	866	8.59	1030443.00	13.76	Enrolled - under 65, Civ PCM
4	1816	18.00	1541387.00	20.58	Not enrolled - under 65
5	700	6.94	1788020.00	23.88	Not enrolled - 65 or over
6	68	0.67	170815.20	2.28	Enrolled - 65 or over, Mil PCM
7	8	0.08	20746.76	0.28	Enrolled - 65 or over, Civ PCM
8	536	5.31	239058.80	3.19	Reservists - under 65

**XINS\_RSV -  
Insurance coverage - reservist**

Value	Unweighted Count	Percent	Weighted Count	Percent	Formatted Value
.	290	2.87	265347.20	3.54	Missing/Unknown
1	3143	31.16	1387070.00	18.52	Prime-under 65 Active Duty
2	3408	33.79	2036760.00	27.20	Prime-under 65 Non-Active Duty
3	712	7.06	568079.00	7.59	Standard/Extra
4	797	7.90	1755377.00	23.44	Medicare
5	797	7.90	731627.20	9.77	Other civilian Insurance
6	9	0.09	24215.84	0.32	Prime, 65 or over
7	54	0.54	43526.68	0.58	TRICARE Plus
8	202	2.00	224518.50	3.00	Veterans Administration (VA)
9	82	0.81	130985.20	1.75	TRICARE Reserve Select
10	536	5.31	239058.80	3.19	Prime-under 65 Reservists
11	48	0.48	61148.97	0.82	TRICARE Retired Reserve
12	6	0.06	14340.65	0.19	TRICARE Young Adult
13	3	0.03	5887.15	0.08	Continued Health Care Benefit Program



<b>XREGION - Region</b>					
<b>Value</b>	<b>Unweighted Count</b>	<b>Percent</b>	<b>Weighted Count</b>	<b>Percent</b>	<b>Formatted Value</b>
.	155	1.54	73133.52	0.98	Missing data
1	1175	11.65	990629.70	13.23	Northeast
2	778	7.71	764922.00	10.22	Mid-Atlantic
3	1071	10.62	963124.30	12.86	Southeast
4	847	8.40	550577.10	7.35	Gulfsouth
5	599	5.94	658392.60	8.79	Heartland
6	1067	10.58	858525.70	11.47	Southwest
7	518	5.14	355639.10	4.75	Central 7
8	1143	11.33	709911.90	9.48	Central 8
9	794	7.87	486150.60	6.49	Southern California
10	255	2.53	219903.50	2.94	Golden Gate
11	377	3.74	359503.20	4.80	Northwest
12	124	1.23	104327.10	1.39	Hawaii
13	518	5.14	151497.50	2.02	Europe
14	393	3.90	128526.00	1.72	Western Pacific Command
15	158	1.57	51698.83	0.69	TRICARE Latin America
16	115	1.14	61479.33	0.82	Alaska

<b>XTNEXREG - TRICARE next generation of contracts region grouping</b>					
<b>Value</b>	<b>Unweighted Count</b>	<b>Percent</b>	<b>Weighted Count</b>	<b>Percent</b>	<b>Formatted Value</b>
1	2558	25.36	2421930.00	32.34	North
2	2998	29.72	2388707.00	31.90	South
3	3336	33.07	2308508.00	30.83	West
4	1195	11.85	368796.90	4.93	Overseas

<b>USA - CONUS/OCONUS indicator</b>					
<b>Value</b>	<b>Unweighted Count</b>	<b>Percent</b>	<b>Weighted Count</b>	<b>Percent</b>	<b>Formatted Value</b>
.	155	1.54	73133.52	0.98	Invalid/Missing
0	1069	10.60	331722.30	4.43	Not in USA
1	8863	87.87	7083086.00	94.59	In USA

<b>XOCONUS - Overseas Europe/Pacific/Latin indicator</b>					
<b>Value</b>	<b>Unweighted Count</b>	<b>Percent</b>	<b>Weighted Count</b>	<b>Percent</b>	<b>Formatted Value</b>
.	9018	89.40	7156220.00	95.57	In Conus/Missing Region
1	518	5.14	151497.50	2.02	Europe
2	393	3.90	128526.00	1.72	Western Pacific
3	158	1.57	51698.83	0.69	Latin America

<b>OUTCATCH - Out of catchment area indicator</b>					
<b>Value</b>	<b>Unweighted Count</b>	<b>Percent</b>	<b>Weighted Count</b>	<b>Percent</b>	<b>Formatted Value</b>
0	7188	71.26	4117385.00	54.99	Catchment areas
1	2899	28.74	3370557.00	45.01	Out of catchment areas

<b>XSEXA - Male or female (recode)</b>					
<b>Value</b>	<b>Unweighted Count</b>	<b>Percent</b>	<b>Weighted Count</b>	<b>Percent</b>	<b>Formatted Value</b>
1	5255	52.10	3769278.00	50.34	Male
2	4832	47.90	3718664.00	49.66	Female

<b>XBMI - Body mass index</b>					
<b>Value</b>	<b>Unweighted Count</b>	<b>Percent</b>	<b>Weighted Count</b>	<b>Percent</b>	<b>Formatted Value</b>
.	377	3.74	343070.80	4.58	Missing
5.300 -- 21.800	1227	12.16	935420.40	12.49	Minimum to 10th Percentile
21.900 -- 23.400	1009	10.00	743887.50	9.93	>10th to 25th Percentile
23.500 -- 27.000	3115	30.88	2174997.00	29.05	>25th to 50th Percentile
27.100 -- 29.400	1841	18.25	1244458.00	16.62	>50th to 75th Percentile
29.500 -- 33.700	1673	16.59	1319378.00	17.62	>75th to 90th Percentile
33.800 -- 84.100	845	8.38	726729.90	9.71	>90th to 100th Percentile

<b>XBMICAT - Body mass index category</b>					
<b>Value</b>	<b>Unweighted Count</b>	<b>Percent</b>	<b>Weighted Count</b>	<b>Percent</b>	<b>Formatted Value</b>
.	377	3.74	343070.80	4.58	Missing data
1	138	1.37	120660.70	1.61	Underweight
2	3287	32.59	2418478.00	32.30	Normal weight
3	3999	39.65	2742259.00	36.62	Overweight
4	2066	20.48	1661926.00	22.19	Obese
5	220	2.18	201548.30	2.69	Morbidly obese

<b>XBNFGRP - Constructed beneficiary group</b>					
<b>Value</b>	<b>Unweighted Count</b>	<b>Percent</b>	<b>Weighted Count</b>	<b>Percent</b>	<b>Formatted Value</b>
.	57	0.57	141134.10	1.88	TRS/Missing/Unknown
1	3679	36.47	1626129.00	21.72	Active Duty <65
2	2161	21.42	1114114.00	14.88	Family of Active <65
3	3414	33.85	2626983.00	35.08	Ret/Surv/Fam <65
4	776	7.69	1979582.00	26.44	Ret/Surv/Fam 65+

<b>XSERVAFF - Service affiliation</b>					
<b>Value</b>	<b>Unweighted Count</b>	<b>Percent</b>	<b>Weighted Count</b>	<b>Percent</b>	<b>Formatted Value</b>
1	1537	15.24	1537752.00	20.54	Army
2	3559	35.28	1177727.00	15.73	Air Force
3	1955	19.38	1217603.00	16.26	Navy
4	3036	30.10	3554860.00	47.47	Other

**KMILOPQY -**

**Outpatient visits to military facility**

Value	Unweighted Count	Percent	Weighted Count	Percent	Formatted Value
.	54	0.54	57083.31	0.76	No response
1	5262	52.17	5223039.00	69.75	None
2	700	6.94	322175.70	4.30	1 visit
3	1055	10.46	468466.50	6.26	2 visits
4	899	8.91	402990.90	5.38	3 visits
5	767	7.60	352745.30	4.71	4 visits
6	938	9.30	457819.20	6.11	5 to 9 visits
7	412	4.08	203621.90	2.72	10 or more visits

**KCIVOPQY -**

**Outpatient visits to civilian facility**

Value	Unweighted Count	Percent	Weighted Count	Percent	Formatted Value
.	61	0.60	77177.29	1.03	No response
1	6195	61.42	3166037.00	42.28	None
2	392	3.89	439865.30	5.87	1 visit
3	696	6.90	761751.20	10.17	2 visits
4	670	6.64	734064.40	9.80	3 visits
5	613	6.08	708228.70	9.46	4 visits
6	932	9.24	1047138.00	13.98	5 to 9 visits
7	528	5.23	553680.20	7.39	10 or more visits

**KCIVINS -**

**Beneficiary covered by civilian insurance**

Value	Unweighted Count	Percent	Weighted Count	Percent	Formatted Value
1	1045	10.36	978081.80	13.06	Yes
2	9042	89.64	6509860.00	86.94	No

<b>HP_PRNTL - Pregnant in last year received care in 1st trimester</b>					
<b>Value</b>	<b>Unweighted Count</b>	<b>Percent</b>	<b>Weighted Count</b>	<b>Percent</b>	<b>Formatted Value</b>
.	4371	43.33	3451942.00	46.10	Missing/Unknown/3 mnths prg now/not prg past yr
N	5255	52.10	3769278.00	50.34	NA - male
1	410	4.06	238281.20	3.18	Yes
2	51	0.51	28440.36	0.38	No

<b>HP_MAMOG - Women age 40 and over: mammography in past 2 years</b>					
<b>Value</b>	<b>Unweighted Count</b>	<b>Percent</b>	<b>Weighted Count</b>	<b>Percent</b>	<b>Formatted Value</b>
.	7551	74.86	5360778.00	71.59	Missing/Unknown/NA
1	2096	20.78	1724844.00	23.03	Yes
2	440	4.36	402320.30	5.37	No

<b>HP_MAM50 - Women age 50 and over: mammography in past 2 years</b>					
<b>Value</b>	<b>Unweighted Count</b>	<b>Percent</b>	<b>Weighted Count</b>	<b>Percent</b>	<b>Formatted Value</b>
.	8355	82.83	5770594.00	77.07	Missing/Unknown/NA
1	1459	14.46	1403890.00	18.75	Yes
2	273	2.71	313458.40	4.19	No

<b>HP_PAP - All women: pap smear in last 3 years</b>					
<b>Value</b>	<b>Unweighted Count</b>	<b>Percent</b>	<b>Weighted Count</b>	<b>Percent</b>	<b>Formatted Value</b>
.	5464	54.17	3960988.00	52.90	Missing/Unknown/NA
1	3907	38.73	2751741.00	36.75	Yes
2	716	7.10	775213.40	10.35	No

<b>HP_BP - Blood pressure check in last 2 years and know results</b>					
<b>Value</b>	<b>Unweighted</b>		<b>Weighted</b>		<b>Formatted Value</b>
	<b>Count</b>	<b>Percent</b>	<b>Count</b>	<b>Percent</b>	
.	255	2.53	200459.60	2.68	Unknown
1	9198	91.19	6815131.00	91.01	Yes
2	634	6.29	472350.90	6.31	No

<b>HP_FLU - Age 65 and older: flu shot in last 12 months</b>					
<b>Value</b>	<b>Unweighted</b>		<b>Weighted</b>		<b>Formatted Value</b>
	<b>Count</b>	<b>Percent</b>	<b>Count</b>	<b>Percent</b>	
.	9266	91.86	5520093.00	73.72	Missing/Unknown/NA
1	618	6.13	1500251.00	20.04	Yes
2	203	2.01	467598.70	6.24	No

<b>HP_OBESE - Obese or morbidly obese</b>					
<b>Value</b>	<b>Unweighted</b>		<b>Weighted</b>		<b>Formatted Value</b>
	<b>Count</b>	<b>Percent</b>	<b>Count</b>	<b>Percent</b>	
.	377	3.74	343070.80	4.58	Missing/Unknown/NA
1	2286	22.66	1863474.00	24.89	Yes
2	7424	73.60	5281397.00	70.53	No

<b>HP_SMOKE - Advised to quit smoking in last 12 months</b>					
<b>Value</b>	<b>Unweighted</b>		<b>Weighted</b>		<b>Formatted Value</b>
	<b>Count</b>	<b>Percent</b>	<b>Count</b>	<b>Percent</b>	
.	8402	83.30	6262589.00	83.64	Missing/Unknown/NA
1	1353	13.41	945204.20	12.62	Yes
2	332	3.29	280148.50	3.74	No

<b>HP_SMKH3 - Smoker under HEDIS definition (modified)</b>					
<b>Value</b>	<b>Unweighted Count</b>	<b>Percent</b>	<b>Weighted Count</b>	<b>Percent</b>	<b>Formatted Value</b>
.	461	4.57	382455.80	5.11	Missing/Unknown/NA
1	1137	11.27	802610.60	10.72	Yes
2	8489	84.16	6302876.00	84.17	No

<b>HP_CESH3 - Had smoking cessation counseling - HEDIS (modified)</b>					
<b>Value</b>	<b>Unweighted Count</b>	<b>Percent</b>	<b>Weighted Count</b>	<b>Percent</b>	<b>Formatted Value</b>
.	8457	83.84	6338088.00	84.64	Missing/Unknown/NA
1	1338	13.26	927663.50	12.39	Yes
2	292	2.89	222190.50	2.97	No

<b>XCATCH - XCATCH - Catchment area (reporting)</b>					
<b>Value</b>	<b>Unweighted Count</b>	<b>Percent</b>	<b>Weighted Count</b>	<b>Percent</b>	<b>Formatted Value</b>
1	58	0.57	8034.54	0.11	Fox AHC-Redstone Arsenal
3	50	0.50	13282.00	0.18	Lyster AHC-Ft. Rucker
4	66	0.65	11814.44	0.16	42nd Medical Group-Maxwell
5	20	0.20	19674.70	0.26	Bassett ACH-Ft. Wainwright
6	74	0.73	30130.88	0.40	3rd Med Grp-Elmendorf
8	42	0.42	8735.83	0.12	R W Bliss AHC-Ft. Huachuca
9	69	0.68	23221.30	0.31	56th Med Grp-Luke
10	72	0.71	17322.59	0.23	355th Med Grp-Davis Monthan
13	69	0.68	10955.92	0.15	19th Medical Group-Little Rock
14	78	0.77	79941.40	1.07	60th Med Grp-Travis
18	65	0.64	5447.95	0.07	30th Med Grp-Vandenberg
19	57	0.57	5266.45	0.07	95th Med Grp-Edwards
24	85	0.84	116551.60	1.56	NH Camp Pendleton
26	61	0.60	5864.00	0.08	NBHC Port Hueneme
28	55	0.55	23121.76	0.31	NH LeMoore
29	121	1.20	181732.30	2.43	NMC San Diego
30	53	0.53	19835.45	0.26	NH Twentynine Palms
32	42	0.42	75022.61	1.00	Evans ACH-Ft. Carson
33	55	0.55	24013.33	0.32	10th Med Group-USAF Academy CO
36	25	0.25	9097.60	0.12	436th Med Grp-Dover
38	64	0.63	70467.20	0.94	NH Pensacola
39	91	0.90	107322.20	1.43	NH Jacksonville
42	72	0.71	54352.79	0.73	96th Med Grp-Eglin
43	55	0.55	9223.00	0.12	325th Med Grp-Tyndall
45	56	0.56	24942.23	0.33	6th Med Grp-MacDill

2012 HEALTH CARE SURVEY OF DOD BENEFICIARIES – QUARTER III

46	56	0.56	13370.31	0.18	45th Med Grp-Patrick
47	52	0.52	54428.63	0.73	Eisenhower AMC-Ft. Gordon
48	42	0.42	62540.46	0.84	Martin ACH-Ft. Benning
49	46	0.46	69237.47	0.92	Winn ACH-Ft. Stewart
50	33	0.33	9556.71	0.13	23rd Med Grp-Moody
51	62	0.61	10414.21	0.14	78th Med Grp-Robins
52	57	0.57	79134.24	1.06	Tripler AMC-Ft. Shafter
53	54	0.54	12330.20	0.16	366th Med Grp-Mountain Home
55	75	0.74	18553.31	0.25	375th Med Grp-Scott
56	37	0.37	37148.17	0.50	FHCC-Formerly NHC Great Lakes
57	39	0.39	37676.27	0.50	Irwin ACH-Ft. Riley
58	57	0.57	11143.77	0.15	Munson AHC-Ft. Leavenworth
60	32	0.32	74310.32	0.99	Blanchfield ACH-Ft. Campbell
61	59	0.58	58040.05	0.78	Ireland ACH-Ft. Knox
62	57	0.57	12057.71	0.16	2nd Med Grp-Barksdale
64	28	0.28	17425.12	0.23	Bayne-Jones ACH-Ft. Polk
66	56	0.56	19995.00	0.27	779th Med Grp-Andrews
67	115	1.14	107957.90	1.44	Walter Reed Natl Mil Med Cntr
68	53	0.53	11330.97	0.15	NHC Patuxent River
69	59	0.58	47732.46	0.64	Kimbrough Amb Car Cen-Ft Meade
73	68	0.67	44695.63	0.60	81st Med Grp-Keesler
74	73	0.72	3522.00	0.05	14th Med Grp-Columbus
75	36	0.36	24356.20	0.33	L. Wood ACH-Ft. Leonard Wood
76	65	0.64	8237.00	0.11	509th Med Grp-Whiteman
77	71	0.70	7148.82	0.10	341st Med Grp-Malmstrom
78	49	0.49	20647.54	0.28	55th Med Grp-Offutt
79	86	0.85	60252.49	0.80	99th Med Grp-O'Callaghan Hosp
83	56	0.56	9664.00	0.13	377th Med Grp-Kirtland
86	52	0.52	32002.02	0.43	Keller ACH-West Point
89	61	0.60	127885.10	1.71	Womack AMC-Ft. Bragg
91	71	0.70	106402.90	1.42	NH Camp Lejeune
92	54	0.54	9238.00	0.12	NHC Cherry Point
94	49	0.49	8770.00	0.12	5th Med Grp-Minot
95	64	0.63	44579.39	0.60	88th Med Grp-Wright-Patterson
96	74	0.73	19296.86	0.26	72nd Med Grp-Tinker
98	42	0.42	43460.78	0.58	Reynolds ACH-Ft. Sill
100	43	0.43	20090.08	0.27	Naval Hlth Clinic New England
101	64	0.63	10106.00	0.13	20th Med Grp-Shaw
103	43	0.43	13535.48	0.18	Naval Health Clinic Charleston
104	46	0.46	31060.33	0.41	NH Beaufort
105	46	0.46	45584.75	0.61	Moncrief ACH-Ft. Jackson
108	44	0.44	77704.46	1.04	William Beaumont AMC-Ft. Bliss
109	70	0.69	88771.42	1.19	Brooke AMC-Ft. Sam Houston
110	51	0.51	134133.00	1.79	Darnall ACH-Ft. Hood
112	69	0.68	10685.04	0.14	7th Med Grp-Dyess
113	61	0.60	6150.42	0.08	82nd Med Grp-Sheppard
117	76	0.75	78395.19	1.05	59th Med Wing-Lackland
118	46	0.46	10277.00	0.14	NHC Corpus Christi
119	57	0.57	11929.18	0.16	75th Med Grp-Hill
120	70	0.69	48503.56	0.65	633rd Med Grp Langley-Eustis
121	35	0.35	17142.77	0.23	McDonald AHC-Ft. Eustis
122	43	0.43	14857.35	0.20	Kenner AHC-Ft. Lee
123	124	1.23	145919.50	1.95	Ft Belvoir Community Hosp-FBCH
124	129	1.28	195591.30	2.61	NMC Portsmouth
125	66	0.65	141132.70	1.88	Madigan AMC-Ft. Lewis
126	51	0.51	40088.33	0.54	NH Bremerton
127	48	0.48	16928.96	0.23	NH Oak Harbor



2012 HEALTH CARE SURVEY OF DOD BENEFICIARIES – QUARTER III

128	71	0.70	7649.00	0.10	92nd Med Grp-Fairchild
129	55	0.55	6090.22	0.08	90th Med Grp-F.E. Warren
131	28	0.28	7864.53	0.11	Weed ACH-Ft. Irwin
231	62	0.61	7115.59	0.10	NBHC NAS North Island
248	66	0.65	5868.42	0.08	61st Med Group-Los Angeles
252	76	0.75	16494.00	0.22	21st Med Grp-Peterson
280	58	0.57	18909.82	0.25	NHC Hawaii
287	21	0.21	7862.38	0.11	15th Med Grp-Hickam
306	50	0.50	11935.05	0.16	NHC Annapolis
310	57	0.57	5227.00	0.07	66th Med Grp-Hanscom
326	35	0.35	16423.32	0.22	87th Med Grp-McGuire
330	27	0.27	26935.94	0.36	Guthrie AHC-Ft. Drum
356	32	0.32	9600.15	0.13	628th Med Grp-Charleston
364	54	0.54	5521.40	0.07	17th Med Grp-Goodfellow
366	54	0.54	19496.90	0.26	359th Med Grp-Randolph
378	47	0.47	13271.87	0.18	NBHC Little Creek
385	58	0.57	17412.00	0.23	NHC Quantico
387	43	0.43	8377.20	0.11	NBHC Oceana
405	46	0.46	7900.61	0.11	NBHC Mayport
407	57	0.57	13911.77	0.19	NBHC NTC San Diego
508	64	0.63	14382.51	0.19	NBHC Navsta Sewells
606	49	0.49	13866.00	0.19	Heidelberg Meddac
607	53	0.53	29639.98	0.40	Landstuhl Regional Medcen
609	32	0.32	30728.31	0.41	Bavaria Meddac
612	33	0.33	25475.40	0.34	Brian Allgood ACH-Seoul
620	49	0.49	10232.97	0.14	NH Guam-Agana
621	57	0.57	20954.70	0.28	NH Okinawa
622	47	0.47	22233.78	0.30	NH Yokosuka
624	22	0.22	8270.54	0.11	NH Sigonella
633	69	0.68	12654.26	0.17	48th Med Grp-Lakenheath
638	33	0.33	8818.40	0.12	51st Med Grp-Osan AB
639	32	0.32	8956.30	0.12	35th Med Grp-Misawa
640	26	0.26	6058.54	0.08	374th Med Grp-Yokota AB
804	53	0.53	12066.56	0.16	18th Med Grp-Kadena AB
805	68	0.67	6064.06	0.08	52nd Med Group-Spangdahlem
806	77	0.76	13777.03	0.18	86th Medical Group-Ramstein
6215	45	0.45	8287.87	0.11	TRICARE Outpatient-Chula Vista
7139	75	0.74	15097.31	0.20	1st Spec Ops Med Grp-Hurlburt
9102	33	0.33	10629.87	0.14	North Region-Air force
9104	52	0.52	24285.93	0.32	North Region-Other
9202	37	0.37	12467.34	0.17	South Region-Air force
9204	47	0.47	17804.42	0.24	South Region-Other
9302	119	1.18	52958.01	0.71	West Region-Air force
9304	37	0.37	17594.52	0.23	West Region-Other
9401	1	0.01	133.59	0.00	Europe-Army
9402	46	0.46	12580.70	0.17	Europe-Air force
9403	24	0.24	9329.08	0.12	Europe-Navy
9404	1	0.01	29.42	0.00	Europe-Other
9501	5	0.05	1360.61	0.02	Pacific-Army
9502	20	0.20	5235.94	0.07	Pacific-Air force
9603	4	0.04	696.17	0.01	Latin America-Navy
9604	4	0.04	2345.08	0.03	Latin America-Other
9901	830	8.23	1118808.00	14.94	Out of Catchment North Region
9902	861	8.54	1188125.00	15.87	Out of Catchment South Region
9903	798	7.91	923730.90	12.34	Out of Catchment West Region
9904	410	4.06	139893.20	1.87	Out of Catchment OCONUS Region

**POSTCELL -****Poststratification cell for new weights**

Value	Unweighted		Weighted		Formatted Value
	Count	Percent	Count	Percent	
09999	54	0.54	138139.00	1.84	9999
10001	58	0.57	8034.54	0.11	10001
10003	50	0.50	13282.00	0.18	10003
10004	66	0.65	11814.44	0.16	10004
10005	20	0.20	19674.70	0.26	10005
10006	68	0.67	22551.18	0.30	10006
10008	42	0.42	8735.83	0.12	10008
10009	67	0.66	18514.36	0.25	10009
10010	71	0.70	14969.12	0.20	10010
10013	69	0.68	10955.92	0.15	10013
10014	40	0.40	25400.00	0.34	10014
10018	65	0.64	5447.95	0.07	10018
10019	57	0.57	5266.45	0.07	10019
10024	33	0.33	55828.90	0.75	10024
10026	61	0.60	5864.00	0.08	10026
10028	47	0.47	13526.46	0.18	10028
10029	46	0.46	72724.38	0.97	10029
10030	52	0.52	18862.57	0.25	10030
10032	18	0.18	48367.11	0.65	10032
10033	53	0.53	19306.38	0.26	10033
10038	43	0.43	38041.72	0.51	10038
10039	48	0.48	39877.24	0.53	10039
10042	51	0.51	23982.00	0.32	10042
10043	55	0.55	9223.00	0.12	10043
10045	56	0.56	24942.23	0.33	10045
10046	55	0.55	10596.41	0.14	10046
10047	39	0.39	32466.00	0.43	10047
10048	29	0.29	43741.83	0.58	10048
10049	30	0.30	43362.41	0.58	10049
10051	62	0.61	10414.21	0.14	10051
10052	29	0.29	55110.87	0.74	10052
10053	52	0.52	7294.54	0.10	10053
10055	74	0.73	16127.00	0.22	10055
10056	27	0.27	20079.44	0.27	10056
10057	34	0.34	32684.13	0.44	10057
10058	57	0.57	11143.77	0.15	10058
10060	19	0.19	51196.55	0.68	10060
10061	39	0.39	26485.49	0.35	10061
10062	57	0.57	12057.71	0.16	10062
10064	27	0.27	17193.03	0.23	10064
10066	56	0.56	19995.00	0.27	10066
10067	62	0.61	36525.00	0.49	10067
10068	53	0.53	11330.97	0.15	10068
10069	57	0.57	42879.83	0.57	10069
10073	54	0.54	20315.81	0.27	10073
10074	73	0.72	3522.00	0.05	10074
10075	31	0.31	17767.29	0.24	10075
10076	65	0.64	8237.00	0.11	10076
10077	71	0.70	7148.82	0.10	10077
10078	48	0.48	18294.07	0.24	10078
10079	69	0.68	31475.19	0.42	10079

2012 HEALTH CARE SURVEY OF DOD BENEFICIARIES – QUARTER III

10083	56	0.56	9664.00	0.13	10083
10086	39	0.39	12434.84	0.17	10086
10089	30	0.30	82054.65	1.10	10089
10091	48	0.48	63684.00	0.85	10091
10092	54	0.54	9238.00	0.12	10092
10094	49	0.49	8770.00	0.12	10094
10095	52	0.52	23537.25	0.31	10095
10096	73	0.72	16522.96	0.22	10096
10098	33	0.33	23202.13	0.31	10098
10100	43	0.43	20090.08	0.27	10100
10101	64	0.63	10106.00	0.13	10101
10103	43	0.43	13535.48	0.18	10103
10104	34	0.34	14279.44	0.19	10104
10105	30	0.30	20060.02	0.27	10105
10108	24	0.24	52135.71	0.70	10108
10109	46	0.46	40330.00	0.54	10109
10110	20	0.20	73481.83	0.98	10110
10112	68	0.67	7911.14	0.11	10112
10113	61	0.60	6150.42	0.08	10113
10117	53	0.53	37559.36	0.50	10117
10118	46	0.46	10277.00	0.14	10118
10119	57	0.57	11929.18	0.16	10119
10120	54	0.54	26035.38	0.35	10120
10121	35	0.35	17142.77	0.23	10121
10122	43	0.43	14857.35	0.20	10122
10123	66	0.65	53069.11	0.71	10123
10124	38	0.38	72070.98	0.96	10124
10125	27	0.27	79300.30	1.06	10125
10126	43	0.43	30067.12	0.40	10126
10127	46	0.46	14167.26	0.19	10127
10128	71	0.70	7649.00	0.10	10128
10129	55	0.55	6090.22	0.08	10129
10131	28	0.28	7864.53	0.11	10131
10231	62	0.61	7115.59	0.10	10231
10248	66	0.65	5868.42	0.08	10248
10252	76	0.75	16494.00	0.22	10252
10280	58	0.57	18909.82	0.25	10280
10306	50	0.50	11935.05	0.16	10306
10310	57	0.57	5227.00	0.07	10310
10330	27	0.27	26935.94	0.36	10330
10364	54	0.54	5521.40	0.07	10364
10366	53	0.53	16723.00	0.22	10366
10378	47	0.47	13271.87	0.18	10378
10385	58	0.57	17412.00	0.23	10385
10387	43	0.43	8377.20	0.11	10387
10405	46	0.46	7900.61	0.11	10405
10407	55	0.55	9204.83	0.12	10407
10508	64	0.63	14382.51	0.19	10508
10606	49	0.49	13866.00	0.19	10606
10607	45	0.45	28536.67	0.38	10607
10609	32	0.32	30728.31	0.41	10609
10612	27	0.27	24739.17	0.33	10612
10620	40	0.40	8536.03	0.11	10620
10621	52	0.52	20289.83	0.27	10621
10622	39	0.39	20928.81	0.28	10622
10633	66	0.65	12253.49	0.16	10633
10804	53	0.53	12066.56	0.16	10804
10805	68	0.67	6064.06	0.08	10805

10806	77	0.76	13777.03	0.18	10806
16215	45	0.45	8287.87	0.11	16215
17139	74	0.73	12671.00	0.17	17139
19001	276	2.74	130818.20	1.75	19001
19002	260	2.58	89117.07	1.19	19002
19003	269	2.67	139274.80	1.86	19003
19004	246	2.44	82913.97	1.11	19004
29001	272	2.70	348665.60	4.66	29001
29002	264	2.62	416629.40	5.56	29002
29003	265	2.63	272672.50	3.64	29003
29004	78	0.77	4537.88	0.06	29004
39001	511	5.07	567730.70	7.58	39001
39002	480	4.76	427158.10	5.70	39002
39003	507	5.03	397784.90	5.31	39003
39004	311	3.08	54477.15	0.73	39004
69001	251	2.49	612823.70	8.18	69001
69002	267	2.65	754892.50	10.08	69002
69003	259	2.57	614378.10	8.20	69003

<b>FWRWT1 - Replicated/Jackknife quarterly weight 1</b>					
<b>Value</b>	<b>Unweighted</b>		<b>Weighted</b>		<b>Formatted Value</b>
	<b>Count</b>	<b>Percent</b>	<b>Count</b>	<b>Percent</b>	
0.000 -- 96.782	1012	10.03	193068.60	2.58	Minimum to 10th Percentile
96.945 -- 157.931	1446	14.34	179425.60	2.40	>10th to 25th Percentile
158.694 -- 347.760	2590	25.68	608831.70	8.13	>25th to 50th Percentile
348.281 -- 947.434	2513	24.91	1506308.00	20.12	>50th to 75th Percentile
948.726 -- 2412.701	1757	17.42	2621409.00	35.01	>75th to 90th Percentile
2444.360 -- 7439.151	769	7.62	2378898.00	31.77	>90th to 100th Percentile

<b>FWRWT2 - Replicated/Jackknife quarterly weight 2</b>					
<b>Value</b>	<b>Unweighted</b>		<b>Weighted</b>		<b>Formatted Value</b>
	<b>Count</b>	<b>Percent</b>	<b>Count</b>	<b>Percent</b>	
0.000 -- 98.059	1036	10.27	161453.00	2.16	Minimum to 10th Percentile
98.185 -- 159.262	1486	14.73	187542.70	2.50	>10th to 25th Percentile
160.001 -- 349.456	2526	25.04	602895.00	8.05	>25th to 50th Percentile
351.027 -- 947.488	2523	25.01	1522875.00	20.34	>50th to 75th Percentile
949.380 -- 2389.889	1744	17.29	2617191.00	34.95	>75th to 90th Percentile
2407.541 -- 7430.029	772	7.65	2395985.00	32.00	>90th to 100th Percentile

**FWRWT3 -  
Replicated/Jackknife quarterly weight 3**

Value	Unweighted Count	Percent	Weighted Count	Percent	Formatted Value
0.000 -- 96.859	1016	10.07	183043.50	2.44	Minimum to 10th Percentile
97.400 -- 158.274	1496	14.83	188165.10	2.51	>10th to 25th Percentile
158.697 -- 348.951	2534	25.12	602087.30	8.04	>25th to 50th Percentile
349.267 -- 959.434	2520	24.98	1512275.00	20.20	>50th to 75th Percentile
960.060 -- 2398.942	1742	17.27	2598514.00	34.70	>75th to 90th Percentile
2403.593 -- 7446.257	779	7.72	2403857.00	32.10	>90th to 100th Percentile

**FWRWT4 -  
Replicated/Jackknife quarterly weight 4**

Value	Unweighted Count	Percent	Weighted Count	Percent	Formatted Value
0.000 -- 97.554	1055	10.46	191976.80	2.56	Minimum to 10th Percentile
97.681 -- 158.277	1384	13.72	172416.00	2.30	>10th to 25th Percentile
158.602 -- 349.137	2615	25.92	615466.70	8.22	>25th to 50th Percentile
350.488 -- 948.358	2523	25.01	1514862.00	20.23	>50th to 75th Percentile
955.274 -- 2407.619	1736	17.21	2596666.00	34.68	>75th to 90th Percentile
2417.983 -- 8175.723	774	7.67	2396554.00	32.01	>90th to 100th Percentile

**FWRWT5 -  
Replicated/Jackknife quarterly weight 5**

Value	Unweighted Count	Percent	Weighted Count	Percent	Formatted Value
0.000 -- 98.028	1040	10.31	172934.10	2.31	Minimum to 10th Percentile
98.342 -- 161.458	1496	14.83	189139.70	2.53	>10th to 25th Percentile
161.917 -- 349.732	2513	24.91	597652.20	7.98	>25th to 50th Percentile
350.984 -- 953.199	2525	25.03	1516537.00	20.25	>50th to 75th Percentile
953.729 -- 2384.751	1729	17.14	2585228.00	34.53	>75th to 90th Percentile
2397.672 -- 7354.178	784	7.77	2426451.00	32.40	>90th to 100th Percentile

**FWRWT6 -**

**Replicated/Jackknife quarterly weight 6**

Value	Unweighted Count	Percent	Weighted Count	Percent	Formatted Value
0.000 -- 99.306	1042	10.33	189650.40	2.53	Minimum to 10th Percentile
99.932 -- 160.188	1496	14.83	190107.30	2.54	>10th to 25th Percentile
160.632 -- 351.178	2511	24.89	599976.60	8.01	>25th to 50th Percentile
352.724 -- 970.473	2413	23.92	1413414.00	18.88	>50th to 75th Percentile
971.553 -- 2398.567	1855	18.39	2712037.00	36.22	>75th to 90th Percentile
2414.388 -- 7434.494	770	7.63	2382757.00	31.82	>90th to 100th Percentile

**FWRWT7 -**

**Replicated/Jackknife quarterly weight 7**

Value	Unweighted Count	Percent	Weighted Count	Percent	Formatted Value
0.000 -- 96.832	1010	10.01	176375.50	2.36	Minimum to 10th Percentile
97.376 -- 158.428	1498	14.85	188472.40	2.52	>10th to 25th Percentile
158.838 -- 350.587	2541	25.19	604983.30	8.08	>25th to 50th Percentile
351.324 -- 941.700	2397	23.76	1400440.00	18.70	>50th to 75th Percentile
942.569 -- 2389.645	1861	18.45	2707880.00	36.16	>75th to 90th Percentile
2397.432 -- 7312.718	780	7.73	2409791.00	32.18	>90th to 100th Percentile

**FWRWT8 -**

**Replicated/Jackknife quarterly weight 8**

Value	Unweighted Count	Percent	Weighted Count	Percent	Formatted Value
0.000 -- 97.027	1018	10.09	168574.60	2.25	Minimum to 10th Percentile
97.552 -- 160.349	1511	14.98	191246.80	2.55	>10th to 25th Percentile
160.596 -- 351.258	2528	25.06	604676.20	8.08	>25th to 50th Percentile
351.681 -- 950.658	2404	23.83	1413985.00	18.88	>50th to 75th Percentile
961.944 -- 2380.655	1841	18.25	2684525.00	35.85	>75th to 90th Percentile
2394.467 -- 7305.190	785	7.78	2424935.00	32.38	>90th to 100th Percentile

**FWRWT9 -  
Replicated/Jackknife quarterly weight 9**

Value	Unweighted Count	Percent	Weighted Count	Percent	Formatted Value
0.000 -- 99.157	1055	10.46	170054.00	2.27	Minimum to 10th Percentile
99.451 -- 159.170	1470	14.57	186261.60	2.49	>10th to 25th Percentile
159.530 -- 350.841	2519	24.97	599034.40	8.00	>25th to 50th Percentile
351.460 -- 949.475	2520	24.98	1516323.00	20.25	>50th to 75th Percentile
950.769 -- 2389.204	1752	17.37	2625556.00	35.06	>75th to 90th Percentile
2415.662 -- 7394.917	771	7.64	2390713.00	31.93	>90th to 100th Percentile

**FWRWT10 -  
Replicated/Jackknife quarterly weight 10**

Value	Unweighted Count	Percent	Weighted Count	Percent	Formatted Value
0.000 -- 97.844	1051	10.42	182719.40	2.44	Minimum to 10th Percentile
98.748 -- 158.293	1400	13.88	174824.90	2.33	>10th to 25th Percentile
158.648 -- 348.286	2606	25.84	614466.10	8.21	>25th to 50th Percentile
350.480 -- 945.611	2506	24.84	1506548.00	20.12	>50th to 75th Percentile
947.740 -- 2380.300	1745	17.30	2604562.00	34.78	>75th to 90th Percentile
2385.655 -- 7399.611	779	7.72	2404821.00	32.12	>90th to 100th Percentile

**FWRWT11 -  
Replicated/Jackknife quarterly weight 11**

Value	Unweighted Count	Percent	Weighted Count	Percent	Formatted Value
0.000 -- 97.773	1030	10.21	162217.20	2.17	Minimum to 10th Percentile
98.191 -- 160.386	1499	14.86	190169.40	2.54	>10th to 25th Percentile
160.627 -- 354.844	2524	25.02	604719.40	8.08	>25th to 50th Percentile
355.332 -- 959.359	2514	24.92	1517688.00	20.27	>50th to 75th Percentile
959.922 -- 2380.339	1748	17.33	2623093.00	35.03	>75th to 90th Percentile
2381.023 -- 7524.668	772	7.65	2390055.00	31.92	>90th to 100th Percentile

**FWRWT12 -**

**Replicated/Jackknife quarterly weight 12**

Value	Unweighted Count	Percent	Weighted Count	Percent	Formatted Value
0.000 -- 97.639	1025	10.16	198673.80	2.65	Minimum to 10th Percentile
97.761 -- 159.466	1453	14.40	180538.80	2.41	>10th to 25th Percentile
159.626 -- 347.567	2569	25.47	605794.60	8.09	>25th to 50th Percentile
348.700 -- 961.476	2536	25.14	1524155.00	20.35	>50th to 75th Percentile
966.075 -- 2398.871	1731	17.16	2587843.00	34.56	>75th to 90th Percentile
2405.184 -- 7522.928	773	7.66	2390937.00	31.93	>90th to 100th Percentile

**FWRWT13 -**

**Replicated/Jackknife quarterly weight 13**

Value	Unweighted Count	Percent	Weighted Count	Percent	Formatted Value
0.000 -- 98.941	1048	10.39	169620.10	2.27	Minimum to 10th Percentile
99.098 -- 159.627	1458	14.45	184934.10	2.47	>10th to 25th Percentile
160.519 -- 352.236	2554	25.32	609573.00	8.14	>25th to 50th Percentile
352.889 -- 948.294	2384	23.63	1397264.00	18.66	>50th to 75th Percentile
951.986 -- 2371.397	1866	18.50	2723722.00	36.37	>75th to 90th Percentile
2385.844 -- 7385.365	777	7.70	2402828.00	32.09	>90th to 100th Percentile

**FWRWT14 -**

**Replicated/Jackknife quarterly weight 14**

Value	Unweighted Count	Percent	Weighted Count	Percent	Formatted Value
0.000 -- 97.473	1019	10.10	184612.90	2.47	Minimum to 10th Percentile
97.982 -- 157.296	1505	14.92	187709.30	2.51	>10th to 25th Percentile
157.761 -- 345.384	2521	24.99	596219.30	7.96	>25th to 50th Percentile
346.570 -- 940.341	2527	25.05	1516736.00	20.26	>50th to 75th Percentile
947.783 -- 2389.243	1738	17.23	2600367.00	34.73	>75th to 90th Percentile
2420.624 -- 7358.513	777	7.70	2402297.00	32.08	>90th to 100th Percentile



**FWRWT15 -**

**Replicated/Jackknife quarterly weight 15**

Value	Unweighted Count	Percent	Weighted Count	Percent	Formatted Value
0.000 -- 98.706	1028	10.19	174073.50	2.32	Minimum to 10th Percentile
99.005 -- 157.328	1411	13.99	176388.00	2.36	>10th to 25th Percentile
157.660 -- 355.021	2606	25.84	614432.40	8.21	>25th to 50th Percentile
356.395 -- 939.118	2526	25.04	1519789.00	20.30	>50th to 75th Percentile
940.533 -- 2389.501	1734	17.19	2590257.00	34.59	>75th to 90th Percentile
2391.383 -- 7427.711	782	7.75	2413002.00	32.23	>90th to 100th Percentile

**FWRWT16 -**

**Replicated/Jackknife quarterly weight 16**

Value	Unweighted Count	Percent	Weighted Count	Percent	Formatted Value
0.000 -- 97.417	1017	10.08	166738.20	2.23	Minimum to 10th Percentile
97.784 -- 161.458	1460	14.47	182757.30	2.44	>10th to 25th Percentile
161.618 -- 355.474	2577	25.55	609597.80	8.14	>25th to 50th Percentile
356.407 -- 951.428	2527	25.05	1525153.00	20.37	>50th to 75th Percentile
958.082 -- 2371.192	1729	17.14	2598050.00	34.70	>75th to 90th Percentile
2395.555 -- 7299.687	777	7.70	2405646.00	32.13	>90th to 100th Percentile

**FWRWT17 -**

**Replicated/Jackknife quarterly weight 17**

Value	Unweighted Count	Percent	Weighted Count	Percent	Formatted Value
0.000 -- 97.139	1029	10.20	189905.10	2.54	Minimum to 10th Percentile
97.164 -- 162.339	1497	14.84	189469.50	2.53	>10th to 25th Percentile
162.884 -- 346.497	2532	25.10	603463.60	8.06	>25th to 50th Percentile
347.152 -- 960.468	2501	24.79	1498231.00	20.01	>50th to 75th Percentile
960.857 -- 2371.300	1746	17.31	2595586.00	34.66	>75th to 90th Percentile
2392.513 -- 7459.024	782	7.75	2411286.00	32.20	>90th to 100th Percentile

**FWRWT18 -  
Replicated/Jackknife quarterly weight 18**

Value	Unweighted Count	Percent	Weighted Count	Percent	Formatted Value
0.000 -- 97.054	1022	10.13	184557.30	2.46	Minimum to 10th Percentile
97.299 -- 159.128	1495	14.82	187879.40	2.51	>10th to 25th Percentile
159.536 -- 348.767	2534	25.12	601623.40	8.03	>25th to 50th Percentile
349.392 -- 946.325	2414	23.93	1413576.00	18.88	>50th to 75th Percentile
955.976 -- 2390.003	1849	18.33	2706644.00	36.15	>75th to 90th Percentile
2402.404 -- 7355.320	773	7.66	2393662.00	31.97	>90th to 100th Percentile

**FWRWT19 -  
Replicated/Jackknife quarterly weight 19**

Value	Unweighted Count	Percent	Weighted Count	Percent	Formatted Value
0.000 -- 97.218	1011	10.02	181126.20	2.42	Minimum to 10th Percentile
97.899 -- 160.141	1542	15.29	195299.50	2.61	>10th to 25th Percentile
160.728 -- 348.909	2507	24.85	600546.10	8.02	>25th to 50th Percentile
349.125 -- 950.990	2390	23.69	1395558.00	18.64	>50th to 75th Percentile
951.553 -- 2407.990	1866	18.50	2724139.00	36.38	>75th to 90th Percentile
2417.074 -- 7402.916	771	7.64	2391272.00	31.93	>90th to 100th Percentile

**FWRWT20 -  
Replicated/Jackknife quarterly weight 20**

Value	Unweighted Count	Percent	Weighted Count	Percent	Formatted Value
0.000 -- 96.778	1024	10.15	179674.00	2.40	Minimum to 10th Percentile
97.208 -- 158.424	1502	14.89	189322.20	2.53	>10th to 25th Percentile
159.722 -- 348.474	2518	24.96	598665.30	8.00	>25th to 50th Percentile
349.225 -- 949.345	2534	25.12	1525311.00	20.37	>50th to 75th Percentile
949.850 -- 2398.435	1735	17.20	2601424.00	34.74	>75th to 90th Percentile
2405.054 -- 7632.952	774	7.67	2393545.00	31.97	>90th to 100th Percentile

**FWRWT21 -  
Replicated/Jackknife quarterly weight 21**

Value	Unweighted Count	Percent	Weighted Count	Percent	Formatted Value
0.000 -- 95.998	1031	10.22	191639.50	2.56	Minimum to 10th Percentile
96.112 -- 157.465	1497	14.84	188509.90	2.52	>10th to 25th Percentile
158.211 -- 351.265	2526	25.04	599882.80	8.01	>25th to 50th Percentile
351.920 -- 947.399	2511	24.89	1503671.00	20.08	>50th to 75th Percentile
947.615 -- 2389.318	1745	17.30	2602692.00	34.76	>75th to 90th Percentile
2426.339 -- 7494.103	777	7.70	2401547.00	32.07	>90th to 100th Percentile

**FWRWT22 -  
Replicated/Jackknife quarterly weight 22**

Value	Unweighted Count	Percent	Weighted Count	Percent	Formatted Value
0.000 -- 96.375	1027	10.18	189098.90	2.53	Minimum to 10th Percentile
96.644 -- 159.423	1507	14.94	189408.20	2.53	>10th to 25th Percentile
159.652 -- 347.067	2510	24.88	595989.90	7.96	>25th to 50th Percentile
349.461 -- 954.325	2416	23.95	1409164.00	18.82	>50th to 75th Percentile
956.952 -- 2380.500	1858	18.42	2717589.00	36.29	>75th to 90th Percentile
2400.063 -- 7366.880	769	7.62	2386692.00	31.87	>90th to 100th Percentile

**FWRWT23 -  
Replicated/Jackknife quarterly weight 23**

Value	Unweighted Count	Percent	Weighted Count	Percent	Formatted Value
0.000 -- 97.385	1040	10.31	193707.40	2.59	Minimum to 10th Percentile
97.478 -- 156.431	1477	14.64	186351.90	2.49	>10th to 25th Percentile
156.524 -- 349.689	2539	25.17	604483.20	8.07	>25th to 50th Percentile
351.755 -- 948.168	2509	24.87	1506844.00	20.12	>50th to 75th Percentile
949.879 -- 2380.882	1750	17.35	2612041.00	34.88	>75th to 90th Percentile
2392.195 -- 7453.289	772	7.65	2384515.00	31.84	>90th to 100th Percentile

**FWRWT24 -**

**Replicated/Jackknife quarterly weight 24**

Value	Unweighted Count	Percent	Weighted Count	Percent	Formatted Value
0.000 -- 96.961	1031	10.22	168563.10	2.25	Minimum to 10th Percentile
97.267 -- 157.150	1406	13.94	175335.90	2.34	>10th to 25th Percentile
157.768 -- 351.074	2613	25.90	614961.10	8.21	>25th to 50th Percentile
351.815 -- 945.040	2403	23.82	1406755.00	18.79	>50th to 75th Percentile
945.849 -- 2389.694	1859	18.43	2718290.00	36.30	>75th to 90th Percentile
2394.547 -- 7337.547	775	7.68	2404036.00	32.11	>90th to 100th Percentile

**FWRWT25 -**

**Replicated/Jackknife quarterly weight 25**

Value	Unweighted Count	Percent	Weighted Count	Percent	Formatted Value
0.000 -- 97.382	1035	10.26	183198.30	2.45	Minimum to 10th Percentile
97.547 -- 158.306	1498	14.85	189223.60	2.53	>10th to 25th Percentile
158.779 -- 351.326	2513	24.91	599192.50	8.00	>25th to 50th Percentile
352.131 -- 946.448	2499	24.77	1491641.00	19.92	>50th to 75th Percentile
946.816 -- 2412.702	1772	17.57	2640784.00	35.27	>75th to 90th Percentile
2425.115 -- 7333.302	770	7.63	2383903.00	31.84	>90th to 100th Percentile

**FWRWT26 -**

**Replicated/Jackknife quarterly weight 26**

Value	Unweighted Count	Percent	Weighted Count	Percent	Formatted Value
0.000 -- 95.083	1012	10.03	198574.70	2.65	Minimum to 10th Percentile
95.852 -- 157.403	1512	14.99	189218.10	2.53	>10th to 25th Percentile
157.693 -- 350.402	2528	25.06	598189.90	7.99	>25th to 50th Percentile
350.988 -- 958.407	2412	23.91	1408510.00	18.81	>50th to 75th Percentile
959.811 -- 2395.095	1834	18.18	2664089.00	35.58	>75th to 90th Percentile
2407.374 -- 7315.429	789	7.82	2429361.00	32.44	>90th to 100th Percentile

**FWRWT27 -**

**Replicated/Jackknife quarterly weight 27**

Value	Unweighted Count	Percent	Weighted Count	Percent	Formatted Value
0.000 -- 97.396	1013	10.04	168173.10	2.25	Minimum to 10th Percentile
97.834 -- 159.348	1526	15.13	192315.60	2.57	>10th to 25th Percentile
159.690 -- 349.260	2515	24.93	600162.20	8.02	>25th to 50th Percentile
349.985 -- 943.131	2508	24.86	1509145.00	20.15	>50th to 75th Percentile
946.608 -- 2380.554	1753	17.38	2622165.00	35.02	>75th to 90th Percentile
2385.921 -- 7341.411	772	7.65	2395981.00	32.00	>90th to 100th Percentile

**FWRWT28 -**

**Replicated/Jackknife quarterly weight 28**

Value	Unweighted Count	Percent	Weighted Count	Percent	Formatted Value
0.000 -- 97.396	1030	10.21	169167.80	2.26	Minimum to 10th Percentile
97.606 -- 156.488	1374	13.62	169297.10	2.26	>10th to 25th Percentile
156.639 -- 349.391	2648	26.25	620816.70	8.29	>25th to 50th Percentile
350.746 -- 949.057	2527	25.05	1523092.00	20.34	>50th to 75th Percentile
950.858 -- 2398.556	1736	17.21	2605510.00	34.80	>75th to 90th Percentile
2436.311 -- 7322.368	772	7.65	2400059.00	32.05	>90th to 100th Percentile

**FWRWT29 -**

**Replicated/Jackknife quarterly weight 29**

Value	Unweighted Count	Percent	Weighted Count	Percent	Formatted Value
0.000 -- 98.170	1025	10.16	187663.40	2.51	Minimum to 10th Percentile
98.338 -- 157.321	1402	13.90	173739.80	2.32	>10th to 25th Percentile
157.508 -- 346.520	2624	26.01	616860.60	8.24	>25th to 50th Percentile
347.809 -- 953.484	2514	24.92	1507775.00	20.14	>50th to 75th Percentile
954.923 -- 2389.742	1751	17.36	2618290.00	34.97	>75th to 90th Percentile
2407.651 -- 7758.034	771	7.64	2383614.00	31.83	>90th to 100th Percentile

**FWRWT30 -  
Replicated/Jackknife quarterly weight 30**

Value	Unweighted Count	Percent	Weighted Count	Percent	Formatted Value
0.000 -- 96.973	1024	10.15	177585.00	2.37	Minimum to 10th Percentile
97.377 -- 157.212	1409	13.97	174525.70	2.33	>10th to 25th Percentile
157.784 -- 350.915	2617	25.94	615409.70	8.22	>25th to 50th Percentile
351.426 -- 976.303	2517	24.95	1514999.00	20.23	>50th to 75th Percentile
980.465 -- 2380.239	1744	17.29	2604876.00	34.79	>75th to 90th Percentile
2399.580 -- 7369.631	776	7.69	2400547.00	32.06	>90th to 100th Percentile

**FWRWT31 -  
Replicated/Jackknife quarterly weight 31**

Value	Unweighted Count	Percent	Weighted Count	Percent	Formatted Value
0.000 -- 95.680	1024	10.15	216572.70	2.89	Minimum to 10th Percentile
96.026 -- 156.327	1393	13.81	171158.20	2.29	>10th to 25th Percentile
156.774 -- 342.686	2629	26.06	611834.50	8.17	>25th to 50th Percentile
344.668 -- 947.320	2527	25.05	1506743.00	20.12	>50th to 75th Percentile
949.307 -- 2408.132	1735	17.20	2580027.00	34.46	>75th to 90th Percentile
2410.895 -- 7444.056	779	7.72	2401606.00	32.07	>90th to 100th Percentile

**FWRWT32 -  
Replicated/Jackknife quarterly weight 32**

Value	Unweighted Count	Percent	Weighted Count	Percent	Formatted Value
0.000 -- 96.153	1025	10.16	186018.10	2.48	Minimum to 10th Percentile
96.720 -- 160.231	1512	14.99	190415.30	2.54	>10th to 25th Percentile
161.136 -- 350.975	2511	24.89	598313.70	7.99	>25th to 50th Percentile
351.634 -- 944.084	2518	24.96	1509079.00	20.15	>50th to 75th Percentile
945.392 -- 2398.988	1757	17.42	2631295.00	35.14	>75th to 90th Percentile
2409.110 -- 7349.134	764	7.57	2372821.00	31.69	>90th to 100th Percentile

**FWRWT33 -  
Replicated/Jackknife quarterly weight 33**

Value	Unweighted Count	Percent	Weighted Count	Percent	Formatted Value
0.000 -- 96.334	1020	10.11	175947.20	2.35	Minimum to 10th Percentile
97.041 -- 158.381	1501	14.88	188320.20	2.51	>10th to 25th Percentile
158.812 -- 350.508	2528	25.06	601348.00	8.03	>25th to 50th Percentile
351.313 -- 948.293	2398	23.77	1399032.00	18.68	>50th to 75th Percentile
955.978 -- 2407.972	1873	18.57	2739831.00	36.59	>75th to 90th Percentile
2427.416 -- 7359.923	767	7.60	2383464.00	31.83	>90th to 100th Percentile

**FWRWT34 -  
Replicated/Jackknife quarterly weight 34**

Value	Unweighted Count	Percent	Weighted Count	Percent	Formatted Value
0.000 -- 98.111	1016	10.07	203151.20	2.71	Minimum to 10th Percentile
98.906 -- 158.498	1516	15.03	190208.00	2.54	>10th to 25th Percentile
158.895 -- 356.999	2518	24.96	599171.90	8.00	>25th to 50th Percentile
357.838 -- 956.113	2524	25.02	1514600.00	20.23	>50th to 75th Percentile
956.964 -- 2412.952	1751	17.36	2621708.00	35.01	>75th to 90th Percentile
2423.975 -- 7529.931	762	7.55	2359102.00	31.51	>90th to 100th Percentile

**FWRWT35 -  
Replicated/Jackknife quarterly weight 35**

Value	Unweighted Count	Percent	Weighted Count	Percent	Formatted Value
0.000 -- 97.432	1024	10.15	190111.70	2.54	Minimum to 10th Percentile
97.946 -- 157.347	1414	14.02	174865.60	2.34	>10th to 25th Percentile
157.572 -- 349.235	2608	25.86	611397.60	8.17	>25th to 50th Percentile
349.279 -- 976.334	2556	25.34	1542280.00	20.60	>50th to 75th Percentile
976.697 -- 2398.494	1716	17.01	2585867.00	34.53	>75th to 90th Percentile
2408.751 -- 7336.127	769	7.62	2383420.00	31.83	>90th to 100th Percentile

**FWRWT36 -**

**Replicated/Jackknife quarterly weight 36**

Value	Unweighted Count	Percent	Weighted Count	Percent	Formatted Value
0.000 -- 96.475	1018	10.09	183593.10	2.45	Minimum to 10th Percentile
97.033 -- 159.382	1438	14.26	178743.40	2.39	>10th to 25th Percentile
159.738 -- 346.824	2598	25.76	612017.50	8.17	>25th to 50th Percentile
348.754 -- 940.929	2511	24.89	1508762.00	20.15	>50th to 75th Percentile
941.836 -- 2389.709	1742	17.27	2595678.00	34.66	>75th to 90th Percentile
2396.219 -- 7504.068	780	7.73	2409147.00	32.17	>90th to 100th Percentile

**FWRWT37 -**

**Replicated/Jackknife quarterly weight 37**

Value	Unweighted Count	Percent	Weighted Count	Percent	Formatted Value
0.000 -- 96.253	1038	10.29	187724.50	2.51	Minimum to 10th Percentile
96.403 -- 158.080	1492	14.79	187658.20	2.51	>10th to 25th Percentile
158.580 -- 348.046	2514	24.92	596703.00	7.97	>25th to 50th Percentile
348.820 -- 948.313	2414	23.93	1409799.00	18.83	>50th to 75th Percentile
953.631 -- 2404.215	1861	18.45	2721227.00	36.34	>75th to 90th Percentile
2425.392 -- 7326.550	768	7.61	2384830.00	31.85	>90th to 100th Percentile

**FWRWT38 -**

**Replicated/Jackknife quarterly weight 38**

Value	Unweighted Count	Percent	Weighted Count	Percent	Formatted Value
0.000 -- 96.765	1012	10.03	180727.00	2.41	Minimum to 10th Percentile
97.544 -- 160.104	1477	14.64	184800.70	2.47	>10th to 25th Percentile
160.524 -- 350.680	2562	25.40	606123.90	8.09	>25th to 50th Percentile
351.383 -- 943.354	2518	24.96	1513619.00	20.21	>50th to 75th Percentile
945.653 -- 2398.607	1742	17.27	2604582.00	34.78	>75th to 90th Percentile
2401.531 -- 7414.700	776	7.69	2398089.00	32.03	>90th to 100th Percentile



**FWRWT39 -  
Replicated/Jackknife quarterly weight 39**

Value	Unweighted Count	Percent	Weighted Count	Percent	Formatted Value
0.000 -- 97.712	1032	10.23	174699.30	2.33	Minimum to 10th Percentile
97.876 -- 158.413	1462	14.49	183507.30	2.45	>10th to 25th Percentile
158.572 -- 349.496	2559	25.37	607033.20	8.11	>25th to 50th Percentile
350.901 -- 961.019	2528	25.06	1521888.00	20.32	>50th to 75th Percentile
961.867 -- 2407.688	1727	17.12	2585172.00	34.52	>75th to 90th Percentile
2429.935 -- 7366.687	779	7.72	2415643.00	32.26	>90th to 100th Percentile

**FWRWT40 -  
Replicated/Jackknife quarterly weight 40**

Value	Unweighted Count	Percent	Weighted Count	Percent	Formatted Value
0.000 -- 96.760	1029	10.20	182410.90	2.44	Minimum to 10th Percentile
97.081 -- 157.444	1493	14.80	188120.60	2.51	>10th to 25th Percentile
158.632 -- 348.518	2543	25.21	606319.80	8.10	>25th to 50th Percentile
349.435 -- 944.353	2511	24.89	1511970.00	20.19	>50th to 75th Percentile
948.369 -- 2371.039	1722	17.07	2572161.00	34.35	>75th to 90th Percentile
2372.894 -- 7706.515	789	7.82	2426960.00	32.41	>90th to 100th Percentile

**FWRWT41 -  
Replicated/Jackknife quarterly weight 41**

Value	Unweighted Count	Percent	Weighted Count	Percent	Formatted Value
0.000 -- 96.875	1033	10.24	175026.10	2.34	Minimum to 10th Percentile
97.146 -- 158.391	1489	14.76	188232.20	2.51	>10th to 25th Percentile
158.734 -- 349.165	2524	25.02	601204.90	8.03	>25th to 50th Percentile
350.819 -- 943.338	2401	23.80	1402229.00	18.73	>50th to 75th Percentile
951.942 -- 2408.193	1878	18.62	2748972.00	36.71	>75th to 90th Percentile
2433.022 -- 7350.495	762	7.55	2372277.00	31.68	>90th to 100th Percentile

**FWRWT42 -  
Replicated/Jackknife quarterly weight 42**

Value	Unweighted Count	Percent	Weighted Count	Percent	Formatted Value
0.000 -- 95.496	1023	10.14	197416.30	2.64	Minimum to 10th Percentile
95.874 -- 157.479	1508	14.95	188729.10	2.52	>10th to 25th Percentile
157.740 -- 347.623	2520	24.98	596493.00	7.97	>25th to 50th Percentile
348.108 -- 954.305	2531	25.09	1518646.00	20.28	>50th to 75th Percentile
956.190 -- 2408.314	1738	17.23	2600958.00	34.74	>75th to 90th Percentile
2410.928 -- 7385.885	767	7.60	2385700.00	31.86	>90th to 100th Percentile

**FWRWT43 -  
Replicated/Jackknife quarterly weight 43**

Value	Unweighted Count	Percent	Weighted Count	Percent	Formatted Value
0.000 -- 97.450	1030	10.21	167905.80	2.24	Minimum to 10th Percentile
97.711 -- 159.381	1486	14.73	187450.20	2.50	>10th to 25th Percentile
159.764 -- 349.871	2531	25.09	602746.30	8.05	>25th to 50th Percentile
350.463 -- 954.349	2532	25.10	1529120.00	20.42	>50th to 75th Percentile
955.393 -- 2371.444	1731	17.16	2597972.00	34.70	>75th to 90th Percentile
2393.043 -- 7461.872	777	7.70	2402747.00	32.09	>90th to 100th Percentile

**FWRWT44 -  
Replicated/Jackknife quarterly weight 44**

Value	Unweighted Count	Percent	Weighted Count	Percent	Formatted Value
0.000 -- 96.403	1019	10.10	182058.00	2.43	Minimum to 10th Percentile
96.591 -- 160.441	1507	14.94	189929.80	2.54	>10th to 25th Percentile
160.555 -- 354.263	2524	25.02	599874.50	8.01	>25th to 50th Percentile
354.876 -- 943.184	2399	23.78	1400398.00	18.70	>50th to 75th Percentile
946.543 -- 2379.751	1853	18.37	2697305.00	36.02	>75th to 90th Percentile
2382.280 -- 7402.874	785	7.78	2418377.00	32.30	>90th to 100th Percentile

**FWRWT45 -  
Replicated/Jackknife quarterly weight 45**

Value	Unweighted Count	Percent	Weighted Count	Percent	Formatted Value
0.000 -- 97.186	1028	10.19	177624.90	2.37	Minimum to 10th Percentile
97.565 -- 158.029	1414	14.02	175630.10	2.35	>10th to 25th Percentile
158.661 -- 349.112	2604	25.82	612576.70	8.18	>25th to 50th Percentile
350.613 -- 963.453	2534	25.12	1527224.00	20.40	>50th to 75th Percentile
973.019 -- 2380.122	1734	17.19	2600307.00	34.73	>75th to 90th Percentile
2383.715 -- 7348.071	773	7.66	2394579.00	31.98	>90th to 100th Percentile

**FWRWT46 -  
Replicated/Jackknife quarterly weight 46**

Value	Unweighted Count	Percent	Weighted Count	Percent	Formatted Value
0.000 -- 97.643	1029	10.20	167896.70	2.24	Minimum to 10th Percentile
97.873 -- 159.321	1486	14.73	186967.50	2.50	>10th to 25th Percentile
159.634 -- 347.441	2539	25.17	604151.40	8.07	>25th to 50th Percentile
349.342 -- 944.172	2392	23.71	1398975.00	18.68	>50th to 75th Percentile
944.912 -- 2399.107	1872	18.56	2741105.00	36.61	>75th to 90th Percentile
2423.163 -- 7444.111	769	7.62	2388847.00	31.90	>90th to 100th Percentile

**FWRWT47 -  
Replicated/Jackknife quarterly weight 47**

Value	Unweighted Count	Percent	Weighted Count	Percent	Formatted Value
0.000 -- 98.969	1063	10.54	170713.90	2.28	Minimum to 10th Percentile
99.324 -- 158.150	1457	14.44	185065.80	2.47	>10th to 25th Percentile
158.588 -- 349.926	2527	25.05	601903.60	8.04	>25th to 50th Percentile
351.415 -- 946.080	2394	23.73	1394878.00	18.63	>50th to 75th Percentile
949.551 -- 2398.763	1877	18.61	2742799.00	36.63	>75th to 90th Percentile
2419.642 -- 7410.895	769	7.62	2392581.00	31.95	>90th to 100th Percentile

**FWRWT48 -  
Replicated/Jackknife quarterly weight 48**

Value	Unweighted Count	Percent	Weighted Count	Percent	Formatted Value
0.000 -- 97.297	1022	10.13	184114.50	2.46	Minimum to 10th Percentile
97.777 -- 157.465	1505	14.92	189129.60	2.53	>10th to 25th Percentile
157.646 -- 348.748	2540	25.18	605964.90	8.09	>25th to 50th Percentile
349.444 -- 943.196	2375	23.55	1387128.00	18.52	>50th to 75th Percentile
945.592 -- 2417.143	1879	18.63	2743149.00	36.63	>75th to 90th Percentile
2436.577 -- 7390.925	766	7.59	2378455.00	31.76	>90th to 100th Percentile

**FWRWT49 -  
Replicated/Jackknife quarterly weight 49**

Value	Unweighted Count	Percent	Weighted Count	Percent	Formatted Value
0.000 -- 96.371	1024	10.15	189870.30	2.54	Minimum to 10th Percentile
96.722 -- 156.428	1502	14.89	188035.30	2.51	>10th to 25th Percentile
156.723 -- 347.678	2521	24.99	597581.70	7.98	>25th to 50th Percentile
348.361 -- 957.322	2537	25.15	1525577.00	20.37	>50th to 75th Percentile
961.000 -- 2389.459	1734	17.19	2604072.00	34.78	>75th to 90th Percentile
2393.838 -- 7353.531	769	7.62	2382806.00	31.82	>90th to 100th Percentile

**FWRWT50 -  
Replicated/Jackknife quarterly weight 50**

Value	Unweighted Count	Percent	Weighted Count	Percent	Formatted Value
0.000 -- 97.843	1029	10.20	166057.30	2.22	Minimum to 10th Percentile
98.021 -- 161.209	1527	15.14	193054.60	2.58	>10th to 25th Percentile
161.507 -- 349.023	2489	24.68	593487.50	7.93	>25th to 50th Percentile
350.034 -- 953.131	2516	24.94	1508749.00	20.15	>50th to 75th Percentile
953.877 -- 2398.560	1755	17.40	2631240.00	35.14	>75th to 90th Percentile
2401.347 -- 7362.471	771	7.64	2395354.00	31.99	>90th to 100th Percentile

**FWRWT51 -  
Replicated/Jackknife quarterly weight 51**

Value	Unweighted Count	Percent	Weighted Count	Percent	Formatted Value
0.000 -- 97.174	1044	10.35	200285.30	2.67	Minimum to 10th Percentile
97.506 -- 159.489	1480	14.67	186396.00	2.49	>10th to 25th Percentile
159.805 -- 347.769	2524	25.02	598122.00	7.99	>25th to 50th Percentile
350.970 -- 941.142	2521	24.99	1509444.00	20.16	>50th to 75th Percentile
942.425 -- 2407.906	1747	17.32	2605546.00	34.80	>75th to 90th Percentile
2416.696 -- 7444.297	771	7.64	2388149.00	31.89	>90th to 100th Percentile

**FWRWT52 -  
Replicated/Jackknife quarterly weight 52**

Value	Unweighted Count	Percent	Weighted Count	Percent	Formatted Value
0.000 -- 96.880	1017	10.08	181846.00	2.43	Minimum to 10th Percentile
97.649 -- 159.122	1528	15.15	191596.30	2.56	>10th to 25th Percentile
159.871 -- 350.053	2509	24.87	596779.10	7.97	>25th to 50th Percentile
351.064 -- 938.425	2389	23.68	1391837.00	18.59	>50th to 75th Percentile
940.939 -- 2389.105	1864	18.48	2713895.00	36.24	>75th to 90th Percentile
2407.929 -- 7590.439	780	7.73	2411988.00	32.21	>90th to 100th Percentile

**FWRWT53 -  
Replicated/Jackknife quarterly weight 53**

Value	Unweighted Count	Percent	Weighted Count	Percent	Formatted Value
0.000 -- 96.832	1011	10.02	179665.10	2.40	Minimum to 10th Percentile
97.440 -- 162.353	1611	15.97	204916.00	2.74	>10th to 25th Percentile
163.274 -- 345.949	2423	24.02	580661.30	7.75	>25th to 50th Percentile
346.898 -- 955.795	2422	24.01	1415475.00	18.90	>50th to 75th Percentile
959.572 -- 2380.176	1834	18.18	2679683.00	35.79	>75th to 90th Percentile
2382.976 -- 7347.957	786	7.79	2427542.00	32.42	>90th to 100th Percentile

**FWRWT54 -**

**Replicated/Jackknife quarterly weight 54**

Value	Unweighted Count	Percent	Weighted Count	Percent	Formatted Value
0.000 -- 98.260	1032	10.23	175422.80	2.34	Minimum to 10th Percentile
98.520 -- 157.835	1488	14.75	187703.60	2.51	>10th to 25th Percentile
158.821 -- 351.157	2529	25.07	600308.00	8.02	>25th to 50th Percentile
352.100 -- 954.010	2397	23.76	1397575.00	18.66	>50th to 75th Percentile
955.886 -- 2417.460	1874	18.58	2740879.00	36.60	>75th to 90th Percentile
2451.682 -- 7386.852	767	7.60	2386054.00	31.87	>90th to 100th Percentile

**FWRWT55 -**

**Replicated/Jackknife quarterly weight 55**

Value	Unweighted Count	Percent	Weighted Count	Percent	Formatted Value
0.000 -- 97.859	1031	10.22	187994.00	2.51	Minimum to 10th Percentile
97.927 -- 159.141	1395	13.83	172779.30	2.31	>10th to 25th Percentile
159.596 -- 344.949	2623	26.00	613980.30	8.20	>25th to 50th Percentile
347.473 -- 944.575	2407	23.86	1403610.00	18.74	>50th to 75th Percentile
947.853 -- 2398.617	1854	18.38	2705329.00	36.13	>75th to 90th Percentile
2402.746 -- 7327.764	777	7.70	2404249.00	32.11	>90th to 100th Percentile

**FWRWT56 -**

**Replicated/Jackknife quarterly weight 56**

Value	Unweighted Count	Percent	Weighted Count	Percent	Formatted Value
0.000 -- 96.054	1012	10.03	178304.70	2.38	Minimum to 10th Percentile
96.818 -- 159.413	1509	14.96	190162.70	2.54	>10th to 25th Percentile
159.965 -- 347.061	2528	25.06	601907.60	8.04	>25th to 50th Percentile
348.041 -- 954.383	2536	25.14	1527225.00	20.40	>50th to 75th Percentile
958.770 -- 2408.390	1728	17.13	2591860.00	34.61	>75th to 90th Percentile
2420.355 -- 7418.663	774	7.67	2398481.00	32.03	>90th to 100th Percentile

**FWRWT57 -**

**Replicated/Jackknife quarterly weight 57**

Value	Unweighted Count	Percent	Weighted Count	Percent	Formatted Value
0.000 -- 98.692	1035	10.26	177623.90	2.37	Minimum to 10th Percentile
98.794 -- 160.273	1524	15.11	193649.90	2.59	>10th to 25th Percentile
160.703 -- 350.141	2497	24.75	598100.30	7.99	>25th to 50th Percentile
351.035 -- 978.463	2532	25.10	1528321.00	20.41	>50th to 75th Percentile
979.198 -- 2398.669	1726	17.11	2593616.00	34.64	>75th to 90th Percentile
2420.325 -- 7336.042	773	7.66	2396631.00	32.01	>90th to 100th Percentile

**FWRWT58 -**

**Replicated/Jackknife quarterly weight 58**

Value	Unweighted Count	Percent	Weighted Count	Percent	Formatted Value
0.000 -- 96.449	1019	10.10	181683.80	2.43	Minimum to 10th Percentile
96.667 -- 159.417	1514	15.01	190142.80	2.54	>10th to 25th Percentile
159.646 -- 352.364	2514	24.92	596839.10	7.97	>25th to 50th Percentile
353.020 -- 951.171	2523	25.01	1515130.00	20.23	>50th to 75th Percentile
952.547 -- 2398.821	1751	17.36	2623483.00	35.04	>75th to 90th Percentile
2454.916 -- 7376.953	766	7.59	2380663.00	31.79	>90th to 100th Percentile

**FWRWT59 -**

**Replicated/Jackknife quarterly weight 59**

Value	Unweighted Count	Percent	Weighted Count	Percent	Formatted Value
0.000 -- 97.472	1018	10.09	210695.40	2.81	Minimum to 10th Percentile
97.760 -- 158.457	1507	14.94	189038.00	2.52	>10th to 25th Percentile
159.015 -- 347.870	2519	24.97	597310.70	7.98	>25th to 50th Percentile
348.467 -- 966.461	2538	25.16	1523734.00	20.35	>50th to 75th Percentile
975.494 -- 2380.832	1723	17.08	2566820.00	34.28	>75th to 90th Percentile
2387.219 -- 7876.632	782	7.75	2400344.00	32.06	>90th to 100th Percentile

**FWRWT60 -**

**Replicated/Jackknife quarterly weight 60**

Value	Unweighted Count	Percent	Weighted Count	Percent	Formatted Value
0.000 -- 98.629	1010	10.01	159949.90	2.14	Minimum to 10th Percentile
99.061 -- 160.208	1516	15.03	191496.80	2.56	>10th to 25th Percentile
160.712 -- 349.809	2520	24.98	602679.20	8.05	>25th to 50th Percentile
351.005 -- 951.903	2518	24.96	1519105.00	20.29	>50th to 75th Percentile
953.872 -- 2380.524	1748	17.33	2616848.00	34.95	>75th to 90th Percentile
2386.267 -- 7368.651	775	7.68	2397864.00	32.02	>90th to 100th Percentile

**FWRWT -**

**Final quarterly weight**

Value	Unweighted Count	Percent	Weighted Count	Percent	Formatted Value
15.296 -- 102.351	1034	10.25	73731.01	0.98	Minimum to 10th Percentile
102.443 -- 163.222	1496	14.83	197194.20	2.63	>10th to 25th Percentile
163.546 -- 359.189	2524	25.02	620932.70	8.29	>25th to 50th Percentile
360.913 -- 970.777	2500	24.78	1532910.00	20.47	>50th to 75th Percentile
972.880 -- 2353.473	1745	17.30	2623618.00	35.04	>75th to 90th Percentile
2356.965 -- 7283.012	788	7.81	2439557.00	32.58	>90th to 100th Percentile



## REFERENCES

- Brick, J.M. and G. Kalton. "Handling Missing Data in Survey Research." *Statistical Methods in Medical Research* 1996; 5: 215-238.
- Brick, J.M., P. Broene, P. James, and J. Severynse. *A User's Guide to WesVarPC*. Version 2.0. Rockville, MD: Westat, Inc., 1996.
- Mathematica Policy Research, Inc. "Health Care Survey of DoD Beneficiaries: 2012 Adult Sampling Report." Report submitted to the TRICARE Management Activity. Washington, DC: MPR, 2011.
- Research Triangle Institute (2001). *SUDAAN User's Manual, Release 8.0* Research Triangle Park, NC: Research Triangle Institute.
- SAS Institute Inc. (2004), *SAS/STAT User's Guide, Version 8*, Cary, NC: SAS Institute Inc.
- U.S. Department of Health and Human Services. *CAHPS® Survey and Reporting Kit*. Rockville, MD 2002.
- Wolter, Kirk M. *Introduction of Variance Estimation*. New York: Springer-Verlag. 1985.
- Woodruff, R.S. "A Simple Method for Approximating the Variance of a Complicated Estimate." *Journal of the American Statistical Association*, 1971.

***PAGE IS INTENTIONALLY LEFT BLANK TO ALLOW FOR DOUBLE-SIDED COPYING***

**APPENDIX A**

**ANNOTATED QUESTIONNAIRES 1-4 – QUARTER III**

***PAGE IS INTENTIONALLY LEFT BLANK TO ALLOW FOR DOUBLE-SIDED COPYING***

**APPENDIX A**

**ANNOTATED QUESTIONNAIRE 1 – QUARTER III**

***PAGE IS INTENTIONALLY LEFT BLANK TO ALLOW FOR DOUBLE-SIDED COPYING***



# Health Care Survey of DoD Beneficiaries

**A world-wide survey of beneficiaries eligible for health care coverage through the military health system**

**April 2012**

According to the Privacy Act of 1974 (5 U.S.C. §552a), the Department of Defense is required to inform you of the purposes and use of this survey. Please read it carefully.

**Authority:** 10 U.S.C. §1074 (Medical and Dental Care for Members and Certain Former Members, as amended by National Defense Authorization Act of 1993, Public Law 102-484, §706); 10 U.S.C. §1074f (Medical Tracking System for Members Deployed Overseas); 32 C.F.R. §199.17 (TRICARE Program); 45 C.F.R. Part 160 Subparts A and E of Part 164 (Health Insurance Portability and Accountability Act of 1996, Privacy Rule); DoD 6025.18-R (Department of Defense Health Information Privacy Regulation); DoD 6025.13-R (Military Health System Clinical Quality Assurance Program Regulation); 64 FR 22837 (DHA 08 – Health Affairs Survey Data Base, April 28, 1999); and, E.O. 9397 (as amended, November 20, 2008, for SSN collection).

**Purpose:** This survey helps health policy makers gauge beneficiary satisfaction with the current military health care system and provides valuable input from beneficiaries that will be used to improve the Military Health System.

**Routine Uses:** None.

**Disclosure:** Participation is voluntary. Failure to respond will not result in any penalty to the respondent. However, maximum participation is encouraged so that data will be as complete and representative as possible.

## **YOUR PRIVACY**

*Your participation in this survey effort is very important. Your responses are confidential and your participation is voluntary. The number on the back of this survey is ONLY used to let us know if you returned your survey so we don't have to send you reminders.*

This is your opportunity to tell officials of your opinions and experiences with the current military health care system. It is also an opportunity to provide feedback and identify areas where improvements are needed.

*The survey processing center removes all identifying information before sending the results to the Department of Defense.*

*Your information is grouped with others and no individual information is shared. Only group statistics will be compiled and reported. No information about you as an individual will be disclosed.*

## **SURVEY INSTRUCTIONS**

Answer all the questions by marking an "X" in the box to the left of your answer. You are sometimes told to skip over some questions in this survey. When this happens you will see an arrow with a note that tells you what question to answer next, like this:

Yes → **Go to Question 12**  
 No

Please return the completed questionnaire in the enclosed postage-paid envelope within **seven days**. If the envelope is missing, please send to:

Office of the Assistant Secretary of Defense (Health Affairs)  
 TMA/HPAE  
 c/o Synovate Survey Processing Center  
 PO Box 5030  
 Chicago, IL 60680-4138

***PAGE IS INTENTIONALLY LEFT BLANK TO ALLOW FOR DOUBLE-SIDED COPYING***



**SURVEY STARTS HERE**

As an eligible TRICARE beneficiary, please complete this survey even if you did not receive your health care from a military facility.

Please recognize that some specific questions about TRICARE benefits may not apply to you, depending on your entitlement and particular TRICARE program.

This survey is about the health care of the person whose name appears on the cover letter. The questionnaire should be completed by that person. If you are not the addressee, please give this survey to that person.

**1. Are you the person whose name appears on the cover letter?**

H12001

- 1  Yes → **Go to Question 2**
- 2  No → Please give this questionnaire to the person addressed on the cover letter.

**2. By which of the following health plans are you currently covered?**

H12002A-H12002U

**MARK ALL THAT APPLY.**

**Military Health Plans**

- A  TRICARE Prime, including TRICARE Prime Remote and TRICARE Overseas (For Active Duty/Mobilized Reservists this also includes sick call, troop clinics, flight medicine clinics, and health clinics)
- c  TRICARE Extra or Standard (CHAMPUS)
- n  TRICARE Plus
- o  TRICARE for Life
- p  TRICARE Supplemental Insurance
- q  TRICARE Reserve Select
- s  TRICARE Retired Reserve
- t  TRICARE Young Adult
- u  Continued Health Care Benefit Program (CHCBP) (a COBRA-like premium-based health care program)

**Other Health Plans**

- F  Medicare
- G  Federal Employees Health Benefit Program (FEHBP)
- H  Medicaid
- I  A civilian HMO (such as Kaiser)
- J  Other civilian health insurance (such as Blue Cross)
- K  Uniformed Services Family Health Plan (USFHP)
- M  The Veterans Administration (VA)
- R  Government health insurance from a country other than the US
- L  Not sure

**3. Which health plan did you use for all or most of your health care in the last 12 months?**

H12003

See Note 1

**MARK ONLY ONE ANSWER.**

- 1  TRICARE Prime, including TRICARE Prime Remote and TRICARE Overseas (For Active Duty/Mobilized Reservists this also includes sick call, troop clinics, flight medicine clinics, and health clinics)
- 3  TRICARE Extra or Standard (CHAMPUS)
- 11  TRICARE Plus
- 12  TRICARE Reserve Select
- 14  TRICARE Retired Reserve
- 15  TRICARE Young Adult
- 16  Continued Health Care Benefit Program (CHCBP) (a COBRA-like premium-based health care program)
- 4  Medicare (may include TRICARE for Life)
- 5  Federal Employees Health Benefit Program (FEHBP)
- 6  Medicaid
- 7  A civilian HMO (such as Kaiser)
- 8  Other civilian health insurance (such as Blue Cross)
- 9  Uniformed Services Family Health Plan (USFHP)
- 10  The Veterans Administration (VA)
- 13  Government health insurance from a country other than the US
- 5  Not sure
- 6  Did not use any health plan in the last 12 months → **Go to Question 5**

For the remainder of this questionnaire, the term health plan refers to the plan you indicated in Question 3.

**4. How many months or years in a row have you been in this health plan?**

H12004

See Note 1

- 1  Less than 6 months
- 2  6 up to 12 months
- 3  12 up to 24 months
- 4  2 up to 5 years
- 5  5 up to 10 years
- 6  10 or more years

## YOUR HEALTH CARE IN THE LAST 12 MONTHS

*These questions ask about your own health care. Do not include care you got when you stayed overnight in a hospital. Do not include the times you went for dental care visits.*

5. In the last 12 months, where did you go most often for your health care?

H12005

**MARK ONLY ONE ANSWER.**

- 1  A military facility – This includes: Military clinic, Military hospital, PRIMUS clinic, NAVCARE clinic
- 2  A civilian facility – This includes: Doctor's office, Clinic, Hospital, Civilian TRICARE contractor
- 3  Uniformed Services Family Health Plan facility (USFHP)
- 4  Veterans Affairs (VA) clinic or hospital
- 5  I went to none of the listed types of facilities in the last 12 months

6. In the last 12 months, did you have an illness, injury, or condition that needed care right away in a clinic, emergency room, or doctor's office?

- 1  Yes H12006 See Note 2
- 2  No → Go to Question 9

7. In the last 12 months, when you needed care right away, how often did you get care as soon as you thought you needed?

- 1  Never H12007
- 2  Sometimes See Note 2
- 3  Usually
- 4  Always
- 5  I didn't need care right away for an illness, injury or condition in the last 12 months

8. In the last 12 months, when you needed care right away for an illness, injury, or condition, how long did you usually have to wait between trying to get care and actually seeing a provider?

- 1  Same day H12008
- 2  1 day See Note 2
- 3  2 days
- 4  3 days
- 5  4-7 days
- 6  8-14 days
- 7  15 days or longer
- 8  I didn't need care right away for an illness, injury or condition in the last 12 months

9. In the last 12 months, not counting the times you needed health care right away, did you make any appointments for your health care at a doctor's office or clinic?

- 1  Yes H12009 See Note 3
- 2  No → Go to Question 12

10. In the last 12 months, not counting times you needed care right away, how often did you get an appointment for your health care at a doctor's office or clinic as soon as you thought you needed?

- 1  Never H12010
- 2  Sometimes See Note 3
- 3  Usually
- 4  Always
- 5  I had no appointments in the last 12 months

11. In the last 12 months, not counting the times you needed health care right away, how many days did you usually have to wait between making an appointment and actually seeing a provider?

- 1  Same day H12011
- 2  1 day See Note 3
- 3  2-3 days
- 4  4-7 days
- 5  8-14 days
- 6  15-30 days
- 7  31 days or longer
- 8  I had no appointments in the last 12 months

12. In the last 12 months, how many times did you go to an emergency room to get care for yourself?

- 1  None H12012
- 2  1
- 3  2
- 4  3
- 5  4
- 6  5 to 9
- 7  10 or more

13. In the last 12 months (not counting times you went to an emergency room), how many times did you go to a doctor's office or clinic to get health care for yourself?

- 1  None → Go to Question 19
- 2  1 H12013
- 3  2 See Note 4
- 4  3
- 5  4
- 6  5 to 9
- 7  10 or more

14. In the last 12 months, how often did you and a doctor or other health provider talk about specific things you could do to prevent illness?

- 1  Never
- 2  Sometimes
- 3  Usually
- 4  Always

H12014
See Note 4

15. Choices for your treatment or health care can include choices about medicine, surgery, or other treatment. In the last 12 months, did a doctor or other health provider tell you there was more than one choice for your treatment or health care?

- 1  Yes
- 2  No

H12015	See Notes 4 and 5
--------	-------------------

→ [Go to Question 18](#)

16. In the last 12 months, did a doctor or other health provider talk with you about the pros and cons of each choice for your treatment or health care?

- 1  Definitely yes
- 2  Somewhat yes
- 3  Somewhat no
- 4  Definitely no

H12016
See Notes 4 and 5

17. In the last 12 months, when there was more than one choice for your treatment or health care, did a doctor or other health provider ask which choice you thought was best for you?

- 1  Definitely yes
- 2  Somewhat yes
- 3  Somewhat no
- 4  Definitely no

H12017
See Notes 4 and 5

18. Using any number from 0 to 10, where 0 is the worst health care possible and 10 is the best health care possible, what number would you use to rate all your health care in the last 12 months?

0  0 Worst health care possible

- 1  1
- 2  2
- 3  3
- 4  4
- 5  5
- 6  6
- 7  7
- 8  8
- 9  9
- 10  10 Best health care possible
- 6  I had no visits in the last 12 months

H12018
See Note 4

## YOUR PERSONAL DOCTOR

19. A personal doctor is the one you would see if you need a checkup, want advice about a health problem, or get sick or hurt. Do you have a personal doctor?

- 1  Yes
- 2  No

H12019	See Note 6
--------	------------

→ [Go to Question 29](#)

20. In the last 12 months, how many times did you visit your personal doctor to get care for yourself?

- 0  None → [Go to Question 27](#)
- 1  1
- 2  2
- 3  3
- 4  4
- 5  5 to 9
- 6  10 or more

H12020
See Notes 6 and 7

21. In the last 12 months, how often did your personal doctor listen carefully to you?

- 1  Never
- 2  Sometimes
- 3  Usually
- 4  Always
- 6  I had no visits in the last 12 months

H12021
See Notes 6 and 7

22. In the last 12 months, how often did your personal doctor explain things in a way that was easy to understand?

- 1  Never
- 2  Sometimes
- 3  Usually
- 4  Always
- 6  I had no visits in the last 12 months

H12022
See Notes 6 and 7

23. In the last 12 months, how often did your personal doctor show respect for what you had to say?

- 1  Never
- 2  Sometimes
- 3  Usually
- 4  Always
- 6  I had no visits in the last 12 months

H12023
See Notes 6 and 7

24. In the last 12 months, how often did your personal doctor spend enough time with you?

- 1  Never
- 2  Sometimes
- 3  Usually
- 4  Always
- 6  I had no visits in the last 12 months

H12024
See Notes 6 and 7

25. In the last 12 months, did you get care from a doctor or other health provider besides your personal doctor?

- 1  Yes H12025 See Notes 6, 7, and 8  
2  No → [Go to Question 27](#)

26. In the last 12 months, how often did your personal doctor seem informed and up-to-date about the care you got from these doctors or other health providers?

- 1  Never H12026  
2  Sometimes  
3  Usually See Notes 6, 7, and 8  
4  Always

27. Using any number from 0 to 10, where 0 is the worst personal doctor possible and 10 is the best personal doctor possible, what number would you use to rate your personal doctor?

- 0  0 Worst personal doctor possible  
1  1 H12027  
2  2  
3  3 See Note 6  
4  4  
5  5  
6  6  
7  7  
8  8  
9  9  
10  10 Best personal doctor possible  
-6  I don't have a personal doctor

28. Did you have the same personal doctor or nurse before you joined this health plan?

- 1  Yes → [Go to Question 30](#)  
2  No S12009 See Notes 6 and 8\_01

29. Since you joined your health plan, how much of a problem, if any, was it to get a personal doctor or nurse you are happy with?

- 1  A big problem S12010  
2  A small problem  
3  Not a problem See Note 8\_01

## GETTING HEALTH CARE FROM A SPECIALIST

*When you answer the next questions, do not include dental visits or care you got when you stayed overnight in a hospital.*

30. Specialists are doctors like surgeons, heart doctors, allergy doctors, skin doctors, and other doctors who specialize in one area of health care.

In the last 12 months, did you try to make any appointments to see a specialist?

- 1  Yes H12028 See Note 9  
2  No → [Go to Question 34](#)

31. In the last 12 months, how often was it easy to get appointments with specialists?

- 1  Never H12029  
2  Sometimes  
3  Usually See Note 9  
4  Always  
-6  I didn't need a specialist in the last 12 months

32. How many specialists have you seen in the last 12 months?

- 0  None → [Go to Question 34](#)  
1  1 specialist H12030  
2  2  
3  3 See Notes 9 and 10  
4  4  
5  5 or more specialists

33. We want to know your rating of the specialist you saw most often in the last 12 months. Using any number from 0 to 10, where 0 is the worst specialist possible and 10 is the best specialist possible, what number would you use to rate the specialist?

- 0  0 Worst specialist possible  
1  1  
2  2 H12031  
3  3  
4  4 See Notes 9 and 10  
5  5  
6  6  
7  7  
8  8  
9  9  
10  10 Best specialist possible  
-6  I didn't see a specialist in the last 12 months

34. In general, how would you rate your overall mental or emotional health?

- 1  Excellent
- 2  Very good
- 3  Good
- 4  Fair
- 5  Poor

S12B01

35. In the last 12 months, did you need any treatment or counseling for a personal or family problem?

- 1  Yes
- 2  No

S12B02

See Note10\_B1

→ [Go to Question 38](#)

36. In the last 12 months, how much of a problem, if any, was it to get the treatment or counseling you needed through your health plan?

- 1  A big problem
- 2  A small problem
- 3  Not a problem

S12B03

See Note10\_B1

37. Using any number from 0 to 10, where 0 is the worst treatment or counseling possible and 10 is the best treatment or counseling possible, what number would you use to rate your treatment or counseling in the last 12 months?

- 0  0 Worst treatment or counseling possible
- 1  1
- 2  2
- 3  3
- 4  4
- 5  5
- 6  6
- 7  7
- 8  8
- 9  9
- 10  10 Best treatment or counseling possible
- 6  I had no treatment or counseling in the last 12 months

S12B04

See Note10\_B1

38. Are you currently on active duty status?

- 1  Yes
- 2  No

S12U01

See Note 10\_U1

→ [Go to Question 47](#)

39. Does your unit provide sick call?

- 1  Yes
- 2  No

S12U02

See Notes 10\_U1 and 10\_U2

→ [Go to Question 42](#)

40. When you are sick or need advice about your health, do you usually go to sick call or someplace else?

- 1  Sick call
- 2  Someplace else

S12U03

See Notes 10\_U1 and 10\_U2

→ [Go to Question 42](#)

41. When you are sick or need advice about your health and sick call is over, where do you usually go for health care?

- 1  A military facility
- 2  A civilian facility
- 3  I wait for sick call

S12U04

See Notes 10\_U1 and 10\_U2

*In questions 42 through 46, think about the place where you usually get health care.*

42. Do you have a choice of providers in the place where you usually get health care?

- 1  Yes
- 2  No

S12U05

See Note 10\_U1

43. Please indicate how strongly you agree with the following statement.

**I am satisfied with the choice of providers in the place where I usually get care.**

- 1  Strongly agree
- 2  Agree
- 3  Neither agree nor disagree
- 4  Disagree
- 5  Strongly disagree

S12U06

See Note 10\_U1

44. In the last 12 months, when you visited the place where you usually get care, did you usually see the same provider at each visit?

- 1  Yes
- 2  No

S12U07

See Notes 10\_U1 and 10\_U3

-6  I had no visits in the last 12 months

45. In the last 12 months, when you visited the place where you usually get care, how often were the providers knowledgeable about the details of your medical history?

- 1  Never
- 2  Sometimes
- 3  Usually
- 4  Always

S12U08

See Notes 10\_U1 and 10\_U3

-6  I had no visits in the last 12 months

46. In the last 12 months, when you visited the place where you usually get care, how often were you able to get the tests or treatment you needed, or a referral for the tests or treatment you needed?

- 1  Never
- 2  Sometimes
- 3  Usually
- 4  Always

S12U09

See Notes 10\_U1 and 10\_U3

-6  I had no visits in the last 12 months

## YOUR HEALTH PLAN

The next questions ask about your experience with [your health plan](#). By your health plan, we mean the health plan you marked in Question 3.

47. In the last 12 months, did you try to get any kind of care, tests, or treatment through your health plan?

- 1  Yes 

H12032
--------

See Note 11
-------------
- 2  No → [Go to Question 49](#)

48. In the last 12 months, how often was it easy to get the care, tests, or treatment you thought you needed through your health plan?

- 1  Never 

H12033
--------
- 2  Sometimes 

See Note 11
-------------
- 3  Usually
- 4  Always
- 6  I didn't need care, tests, or treatment through my health plan in the last 12 months

49. In the last 12 months, did you look for any information in written materials or on the Internet about how your health plan works?

- 1  Yes 

H12034
--------

See Note 12
-------------
- 2  No → [Go to Question 51](#)

50. In the last 12 months, how often did the written material or the Internet provide the information you needed about how your plan works?

- 1  Never 

H12035
--------
- 2  Sometimes 

See Note 12
-------------
- 3  Usually
- 4  Always
- 6  I didn't look for information from my health plan in the last 12 months

51. Sometimes people need services or equipment beyond what is provided in a regular or routine office visit, such as care from a specialist, physical therapy, a hearing aid, or oxygen.

In the last 12 months, did you look for information from your health plan on how much you would have to pay for a health care service or equipment?

- 1  Yes 

H12036
--------

See Note 13
-------------
- 2  No → [Go to Question 53](#)

52. In the last 12 months, how often were you able to find out from your health plan how much you would have to pay for a health care service or equipment?

- 1  Never 

H12037
--------
- 2  Sometimes 

See Note 13
-------------
- 3  Usually
- 4  Always
- 6  I didn't need a health care service or equipment from my health plan in the last 12 months

53. In some health plans, the amount you pay for a prescription medicine can be different for different medicines, or can be different for prescriptions filled by mail instead of at the pharmacy.

In the last 12 months, did you look for information from your health plan on how much you would have to pay for specific prescription medicines?

- 1  Yes 

H12038
--------

See Note 14
-------------
- 2  No → [Go to Question 55](#)

54. In the last 12 months, how often were you able to find out from your health plan how much you would have to pay for specific prescription medications?

- 1  Never 

H12039
--------
- 2  Sometimes 

See Note 14
-------------
- 3  Usually
- 4  Always
- 6  I didn't need prescription medications from my health plan in the last 12 months

55. In the last 12 months, did you try to get information or help from your health plan's customer service?

- 1  Yes 

H12040
--------

See Note 15
-------------
- 2  No → [Go to Question 58](#)

56. In the last 12 months, how often did your health plan's customer service give you the information or help you needed?

- 1  Never 

H12041
--------
- 2  Sometimes 

See Note 15
-------------
- 3  Usually
- 4  Always
- 6  I didn't call my health plan's customer service in the last 12 months

57. In the last 12 months, how often did your health plan's customer service staff treat you with courtesy and respect?

- 1  Never H12042
- 2  Sometimes
- 3  Usually See Note 15
- 4  Always
- 6  I didn't call my health plan's customer service in the last 12 months

58. In the last 12 months, did your health plan give you any forms to fill out?

- 1  Yes H12043 See Note 16
- 2  No → [Go to Question 60](#)

59. In the last 12 months, how often were the forms from your health plan easy to fill out?

- 1  Never H12044
- 2  Sometimes See Note 16
- 3  Usually
- 4  Always
- 6  I didn't have any experiences with paperwork for my health plan in the last 12 months

60. Claims are sent to a health plan for payment. You may send in the claims yourself, or doctors, hospitals, or others may do this for you. In the last 12 months, did you or anyone else send in any claims to your health plan?

- 1  Yes H12045 See Note 17
- 2  No → [Go to Question 63](#)
- 5  Don't know → [Go to Question 63](#)

61. In the last 12 months, how often did your health plan handle your claims quickly?

- 1  Never H12046
- 2  Sometimes See Note 17
- 3  Usually
- 4  Always
- 5  Don't know
- 6  No claims were sent for me in the last 12 months

62. In the last 12 months, how often did your health plan handle your claims correctly?

- 1  Never H12047
- 2  Sometimes See Note 17
- 3  Usually
- 4  Always
- 5  Don't know
- 6  No claims were sent for me in the last 12 months

63. Using any number from 0 to 10, where 0 is the worst health plan possible and 10 is the best health plan possible, what number would you use to rate your health plan?

- 0  0 Worst health plan possible
- 1  1
- 2  2 H12048
- 3  3
- 4  4
- 5  5
- 6  6
- 7  7
- 8  8
- 9  9
- 10  10 Best health plan possible

## RESERVISTS

*The following questions concern health care coverage provided to reservists (National Guard and Reserves) and members of their immediate families. An immediate family member is a reservist's TRICARE eligible spouse or child.*

64. Are you or your spouse or parent a reservist who was on active duty for more than 30 consecutive days in support of contingency operations during the past 12 months (e.g., Operation New Dawn, Operation Iraqi Freedom, Noble Eagle/Enduring Freedom, Kosovo, Bosnia)?

- 1  Yes S12G18 See Note 17\_G1
- 2  No → [Go to Question 78](#)

65. Are you a reservist who was activated for contingency operations for more than 30 consecutive days during the past 12 months?

- 1  Yes, I am a reservist who is currently on active duty for a contingency operation S12G19 See Note 17\_G1
- 2  Yes, I am a reservist who has been on active duty for a contingency operation but was deactivated in the past 12 months
- 3  No, I am a reservist but I have not been on active duty for a contingency operation in the past 12 months
- 4  No, I am not a reservist



66. Is your spouse or parent a reservist who was activated for contingency operations for more than 30 consecutive days during the past 12 months? S12G23 See Note 17\_G1

- 1  Yes, my spouse or parent is a reservist currently on active duty for a contingency operation
- 2  Yes, my reservist spouse or parent had been on active duty for a contingency operation but was deactivated within the past 12 months
- 3  No, my spouse or parent is a reservist but has not been on active duty for a contingency operation within the past 12 months
- 4  No, my spouse or parent is not a reservist

67. Before becoming eligible for TRICARE Prime, Standard/Extra or transitional coverage due to your activation or your parent's or spouse's activation, were you covered by civilian health insurance? S12G27 See Note 17\_G1

- 1  Yes, through my own policy
- 2  Yes, through the policy of a reservist spouse or parent
- 3  Yes, through the policy of a non-reservist in my family
- 4  No, I had no civilian coverage

68. Which of the following describes your current health care coverage? S12G28 See Notes 17\_G1 and 17\_G2

- 1  I use only TRICARE → [Go to Question 71](#)
- 2  I use both TRICARE and civilian coverage → [Go to Question 70](#)
- 3  I use only civilian coverage → [Go to Question 69](#)
- 5  Don't know → [Go to Question 70](#)

69. Why don't you use TRICARE? S12G29A-S12G29K

**MARK ALL THAT APPLY.** See Notes 17\_G1 and 17\_G2

- A  I have a greater choice of doctors with my civilian plan
- B  I get better customer service with civilian plans
- C  My personal doctor is not available to me through TRICARE
- D  TRICARE benefits are poor compared to my civilian plan
- E  It is easier for me to get care through my civilian plan
- F  I pay less for civilian care than I would for TRICARE
- G  There are no military facilities near me
- H  I prefer civilian doctors
- I  I prefer civilian hospitals
- J  I am happy with my civilian plan and have no reason to change
- K  Another reason

70. Do you or the policy-holder now pay all or part of the premium for your civilian health insurance? S12G30

- 1  Yes, we pay all
- 3  Yes, we pay part See Notes 17\_G1 and 17\_G2
- 2  No, we pay nothing
- 5  Don't know

71. When you became eligible for TRICARE due to activation, how much of a problem was it to get information about your TRICARE benefits? S12G31

- 1  A big problem See Note 17\_G1
- 2  A small problem
- 3  Not a problem
- 6  I did not try to get information about TRICARE

72. Is the doctor you consider your personal doctor a civilian? S12G32 See Notes 17\_G1 and 17\_G3

- 1  Yes
- 2  No → [Go to Question 74](#)
- 6  I do not have a personal doctor → [Go to Question 75](#)

73. Does your personal doctor accept TRICARE? S12G33

- 1  Yes
- 2  No See Notes 17\_G1 and 17\_G3
- 5  Don't know
- 6  I do not have a personal doctor

74. Since you became eligible for TRICARE due to activation, how often was it easy to get appointments with your personal doctor? S12G34

- 1  Never See Notes 17\_G1 and 17\_G3
- 2  Sometimes
- 3  Usually
- 4  Always
- 6  I do not have a personal doctor

75. Since you became eligible for TRICARE due to activation, how often was it easy to get appointments with specialists? S12G35

- 1  Never See Note 17\_G1
- 2  Sometimes
- 3  Usually
- 4  Always
- 6  I didn't need a specialist



76. TRICARE Reserve Select (TRS) is a premium-based TRICARE health plan available for purchase by qualified members of the Selected Reserve. Are you aware of this program?
- S12G40    See Notes 17\_G1 and 17\_G4
- 1  Yes  
2  No → [Go to Question 78](#)

77. In the past 12 months, have you (or your sponsor) been eligible to purchase coverage under TRICARE Reserve Select?
- S12G41    See Notes 17\_G1 and 17\_G4
- 1  Yes  
2  No  
3  Don't know

**PREVENTIVE CARE**

*Preventive care is medical care you receive that is intended to maintain your good health or prevent a future medical problem. A physical or blood pressure screening are examples of preventive care.*

78. When did you last have a blood pressure reading?
- 3  Less than 12 months ago     H12049  
2  1 to 2 years ago  
1  More than 2 years ago

79. Do you know if your blood pressure is too high?
- 1  Yes, it is too high     H12050  
2  No, it is not too high  
3  Don't know

80. When did you last have a cholesterol screening, that is, a test to determine the level of cholesterol in your blood?
- 5  Less than 12 months ago     S12015  
4  1 to 2 years ago  
3  More than 2 but less than 5 years ago  
2  5 or more years ago  
1  Never had a cholesterol screening

81. When did you last have a flu shot?
- 4  Less than 12 months ago  
3  1-2 years ago     H12051  
2  More than 2 years ago  
1  Never had a flu shot

82. Have you ever smoked at least 100 cigarettes in your entire life?
- 1  Yes     H12052  
2  No  
-5  Don't know

83. Do you now smoke cigarettes or use tobacco every day, some days or not at all?
- 4  Every day → [Go to Question 84](#)  
3  Some days → [Go to Question 84](#)  
2  Not at all → [Go to Question 88](#)  
-5  Don't know → [Go to Question 88](#)
- H12053    See Note 18

84. In the last 12 months, how often were you advised to quit smoking or using tobacco by a doctor or other health provider in your plan?
- 1  Never     H12054  
2  Sometimes  
3  Usually     See Note 18  
4  Always

85. In the last 12 months, how often was medication recommended or discussed by a doctor or other health provider to assist you with quitting smoking or using tobacco? *Examples of medication are: nicotine gum, patch, nasal spray, inhaler, or prescription medication.*
- 1  Never     H12055  
2  Sometimes  
3  Usually     See Note 18  
4  Always

86. In the last 12 months, how often did your doctor or other health provider discuss or provide methods and strategies other than medication to assist you with quitting smoking or using tobacco? *Examples of methods and strategies are: telephone helpline, individual or group counseling, or cessation program.*
- 1  Never     H12056  
2  Sometimes  
3  Usually     See Note 18  
4  Always

87. On the days you smoke or use tobacco products, what type of product do you smoke or use?
- H12057A-H12057D  
[See Note 18](#)
- MARK ALL THAT APPLY.**
- A  Cigarettes  
B  Dip, chewing tobacco, snuff or snus  
C  Cigars  
D  Pipes, bidis, or kreteks (*Bidis are small, brown, hand-rolled cigarettes from India and other southeast Asian countries. Kreteks are clove cigarettes made in Indonesia that contain clove extract and tobacco.*)

88. Are you male or female?  Male  Female → [Go to Question 91](#)

H12058 See Note 19A\_Q3

89. A Prostate-Specific Antigen test, also called a PSA test, is a blood test used to check men for prostate cancer. Have you ever had a PSA test?

- Yes  
 No → [Go to Question 97](#)  
 Don't know/Not sure → [Go to Question 97](#)

S12016 See Notes 19A\_Q3, 19B\_Q3, and 19\_01

90. How long has it been since you had your last PSA test?

- Less than 12 months ago → [Go to Question 97](#)  
 1 to 2 years ago → [Go to Question 97](#)  
 More than 2 but less than 3 years ago → [Go to Question 97](#)  
 More than 3 but less than 5 years ago → [Go to Question 97](#)  
 5 or more years ago → [Go to Question 97](#)  
 Never had a PSA test → [Go to Question 97](#)

S12017 See Notes 19A\_Q3, 19B\_Q3, and 19\_01

91. When did you last have a Pap smear test?

- Within the last 12 months  
 1 to 2 years ago  
 More than 2 but less than 3 years ago  
 More than 3 but less than 5 years ago  
 5 or more years ago  
 Never had a Pap smear test

H12059B See Notes 19A\_Q3 and 19B\_Q3

92. Are you under age 40?

- Yes → [Go to Question 94](#)  
 No

H12060 See Notes 19A\_Q3, 19B\_Q3, and 20

93. When was the last time your breasts were checked by mammography?

- Within the last 12 months  
 1 to 2 years ago  
 More than 2 years ago but less than 5 years ago  
 5 or more years ago  
 Never had a mammogram

H12061 See Notes 19A\_Q3, 19B\_Q3, and 20

94. Have you been pregnant in the last 12 months or are you pregnant now?

- Yes, I am currently pregnant → [Go to Question 95](#)  
 No, I am not currently pregnant, but have been pregnant in the past 12 months → [Go to Question 96](#)  
 No, I am not currently pregnant, and have not been pregnant in the past 12 months → [Go to Question 97](#)

H12062 See Notes 19A\_Q3, 19B\_Q3, and 21

95. In what trimester is your pregnancy?

- First trimester (up to 12 weeks after 1<sup>st</sup> day of last period) → [Go to Question 97](#)  
 Second trimester (13<sup>th</sup> through 27<sup>th</sup> week)  
 Third trimester (28<sup>th</sup> week until delivery)

H12063 See Notes 19A\_Q3, 19B\_Q3, and 21

96. In which trimester did you first receive prenatal care?

- First trimester (up to 12 weeks after 1<sup>st</sup> day of last period)  
 Second trimester (13<sup>th</sup> through 27<sup>th</sup> week)  
 Third trimester (28<sup>th</sup> week until delivery)  
 Did not receive prenatal care

H12064 See Notes 19A\_Q3, 19B\_Q3, and 21

## ABOUT YOU

97. In general, how would you rate your overall health?

- Excellent  
 Very good  
 Good  
 Fair  
 Poor

H12065

98. Are you limited in any way in any activities because of any impairment or health problem?

- Yes  
 No

H12066

99. In the last 12 months, have you seen a doctor or other health provider 3 or more times for the same condition or problem?

- Yes  
 No → [Go to Question 101](#)

H12067

See Note 22

100. Is this a condition or problem that has lasted for at least 3 months? Do not include pregnancy or menopause.

- Yes  
 No

H12068

See Note 22

101. Do you now need or take medicine prescribed by a doctor? Do not include birth control.

- Yes  
 No → [Go to Question 103](#)

H12069

See Note 23

102. Is this medicine to treat a condition that has lasted for at least 3 months? Do not include pregnancy or menopause.

- 1  Yes  
2  No

H12070

See Note 23

103. Have you ever had any experience that was so frightening, horrible, or upsetting that, in the past month...

MARK "YES" OR "NO" FOR EACH.

S12B23-S12B26

	YES	NO
a. You have had nightmares about it or thought about it when you did not want to?	<input type="checkbox"/>	<input type="checkbox"/>
b. You tried hard not to think about it or went out of your way to avoid situations that reminded you of it?	<input type="checkbox"/>	<input type="checkbox"/>
c. You have been constantly on guard, watchful, or easily startled?	<input type="checkbox"/>	<input type="checkbox"/>
d. You felt numb or detached from others, activities, or your surroundings?	<input type="checkbox"/>	<input type="checkbox"/>

104. How tall are you without your shoes on?

Please give your answer in feet and inches.

Example:

Height	
Feet	Inches
<u>5</u>	<u>6</u>
<input type="checkbox"/> 1	<input type="checkbox"/> 0
<input type="checkbox"/> 2	<input type="checkbox"/> 1
<input type="checkbox"/> 3	<input type="checkbox"/> 2
<input type="checkbox"/> 4	<input type="checkbox"/> 3
<input checked="" type="checkbox"/> 5	<input type="checkbox"/> 4
<input type="checkbox"/> 6	<input type="checkbox"/> 5
<input type="checkbox"/> 7	<input checked="" type="checkbox"/> 6
	<input type="checkbox"/> 7
	<input type="checkbox"/> 8
	<input type="checkbox"/> 9
	<input type="checkbox"/> 10
	<input type="checkbox"/> 11

Your answer:

Height	
Feet	Inches
<u>    </u>	<u>    </u>
<input type="checkbox"/> 1	<input type="checkbox"/> 0
<input type="checkbox"/> 2	<input type="checkbox"/> 1
<input type="checkbox"/> 3	<input type="checkbox"/> 2
<input type="checkbox"/> 4	<input type="checkbox"/> 3
<input type="checkbox"/> 5	<input type="checkbox"/> 4
<input type="checkbox"/> 6	<input type="checkbox"/> 5
<input type="checkbox"/> 7	<input type="checkbox"/> 6
	<input type="checkbox"/> 7
	<input type="checkbox"/> 8
	<input type="checkbox"/> 9
	<input type="checkbox"/> 10
	<input type="checkbox"/> 11

H12071F, H12071I

105. How much do you weigh without your shoes on?

Please give your answer in pounds.

H12072

Example:

Weight		
Pounds		
<u>1</u>	<u>6</u>	<u>0</u>
<input type="checkbox"/> 0	<input type="checkbox"/> 0	<input checked="" type="checkbox"/> 0
<input checked="" type="checkbox"/> 1	<input type="checkbox"/> 1	<input type="checkbox"/> 1
<input type="checkbox"/> 2	<input type="checkbox"/> 2	<input type="checkbox"/> 2
<input type="checkbox"/> 3	<input type="checkbox"/> 3	<input type="checkbox"/> 3
	<input type="checkbox"/> 4	<input type="checkbox"/> 4
	<input type="checkbox"/> 5	<input type="checkbox"/> 5
	<input checked="" type="checkbox"/> 6	<input type="checkbox"/> 6
	<input type="checkbox"/> 7	<input type="checkbox"/> 7
	<input type="checkbox"/> 8	<input type="checkbox"/> 8
	<input type="checkbox"/> 9	<input type="checkbox"/> 9

Your answer:

Weight		
Pounds		
<u>    </u>	<u>    </u>	<u>    </u>
<input type="checkbox"/> 0	<input type="checkbox"/> 0	<input type="checkbox"/> 0
<input type="checkbox"/> 1	<input type="checkbox"/> 1	<input type="checkbox"/> 1
<input type="checkbox"/> 2	<input type="checkbox"/> 2	<input type="checkbox"/> 2
<input type="checkbox"/> 3	<input type="checkbox"/> 3	<input type="checkbox"/> 3
	<input type="checkbox"/> 4	<input type="checkbox"/> 4
	<input type="checkbox"/> 5	<input type="checkbox"/> 5
	<input type="checkbox"/> 6	<input type="checkbox"/> 6
	<input type="checkbox"/> 7	<input type="checkbox"/> 7
	<input type="checkbox"/> 8	<input type="checkbox"/> 8
	<input type="checkbox"/> 9	<input type="checkbox"/> 9

106. What is the highest grade or level of school that you have completed?

SREDA

- 1  8th grade or less  
2  Some high school, but did not graduate  
3  High school graduate or GED  
4  Some college or 2-year degree  
5  4-year college graduate  
6  More than 4-year college degree

107. Are you of Hispanic or Latino origin or descent?

(Mark "NO" if not Spanish/Hispanic/Latino.)

- A  No, not Spanish, Hispanic, or Latino  
B  Yes, Mexican, Mexican American, Chicano  
C  Yes, Puerto Rican  
D  Yes, Cuban  
E  Yes, other Spanish, Hispanic, or Latino

H12073A-H12073E, H12073

See Note 24

108. What is your race?

(Mark ONE OR MORE races to indicate what you consider yourself to be.)

SRRACEA-SRRACEE

- A  White  
B  Black or African American  
C  American Indian or Alaska Native  
D  Asian (e.g., Asian Indian, Chinese, Filipino, Japanese, Korean, Vietnamese)  
E  Native Hawaiian or other Pacific Islander (e.g., Samoan, Guamanian, or Chamorro)

109. What is your age now?

- 1  18 to 24
- 2  25 to 34
- 3  35 to 44
- 4  45 to 54
- 5  55 to 64
- 6  65 to 74
- 7  75 or older

SRAGE

110. Are you currently covered by Medicare?

- 1  Yes
- 2  No → [Go to Question 116](#)
- 5  Don't know → [Go to Question 116](#)

H12074	See Note 25
--------	-------------

111. Currently, are you covered by Medicare Part A? *Medicare is the federal health insurance program for people aged 65 or older and for certain persons with disabilities. Medicare Part A helps pay for inpatient hospital care.*

- 1  Yes, I am now covered by Medicare Part A
- 2  No, I am not covered by Medicare Part A

H12075	See Note 25
--------	-------------

112. Currently, are you covered by Medicare Part B? *Medicare is the federal health insurance program for people aged 65 or older and for certain persons with disabilities. Medicare Part B helps pay for doctor's services, outpatient hospital services, and certain other services.*

- 1  Yes, I am now covered by Medicare Part B
- 2  No, I am not covered by Medicare Part B

H12076	See Note 25
--------	-------------

113. Medicare Advantage is the new name for Medicare Plus Choice plans. Are you enrolled in a Medicare Advantage plan? *This plan is also sometimes known as Medicare Part C.*

- 1  Yes
- 2  No
- 5  Don't know

H12077	See Note 25
--------	-------------

114. Currently, are you covered by Medicare supplemental insurance? *Medicare supplemental insurance, also called Medigap or MediSup, is usually obtained from private insurance companies and covers some of the costs not paid for by Medicare.*

- 1  Yes, I am now covered by Medicare supplemental insurance
- 2  No, I am not covered by Medicare supplemental insurance

H12078	See Note 25
--------	-------------

115. Are you enrolled in Medicare Part D, also known as the Medicare Prescription Drug Plan?

- 1  Yes
- 2  No
- 5  Don't know

H12079	See Note 25
--------	-------------

116. Using a scale of 1 to 5, with 1 being "strongly disagree" and 5 being "strongly agree", how much do you agree with the following statement: In general, I am able to see my provider(s) when needed?

- 1  1 Strongly disagree
- 2  2 Disagree
- 3  3 Neither agree nor disagree
- 4  4 Agree
- 5  5 Strongly agree

S12011

117. Using a scale of 1 to 5, with 1 being "completely dissatisfied" and 5 being "completely satisfied", how satisfied are you, overall, with the health care you received during your last visit?

- 1  1 Completely dissatisfied
- 2  2 Somewhat dissatisfied
- 3  3 Neither satisfied nor dissatisfied
- 4  4 Somewhat satisfied
- 5  5 Completely satisfied

S12014

**THANK YOU FOR TAKING THE TIME TO COMPLETE THE SURVEY!** Your generous contribution will greatly aid efforts to improve the health of our military community.

**Return your survey in the postage-paid envelope.** If the envelope is missing, please send to:

Office of the Assistant Secretary of Defense (Health Affairs)  
 TMA/HPAE  
 c/o Synovate Survey Processing Center  
 PO Box 5030  
 Chicago, IL 60680-4138

**APPENDIX A**

**ANNOTATED QUESTIONNAIRE 2 – QUARTER III**

***PAGE IS INTENTIONALLY LEFT BLANK TO ALLOW FOR DOUBLE-SIDED COPYING***



# Health Care Survey of DoD Beneficiaries

**A world-wide survey of beneficiaries eligible for health care coverage through the military health system**

**April 2012**

According to the Privacy Act of 1974 (5 U.S.C. §552a), the Department of Defense is required to inform you of the purposes and use of this survey. Please read it carefully.

**Authority:** 10 U.S.C. §1074 (Medical and Dental Care for Members and Certain Former Members, as amended by National Defense Authorization Act of 1993, Public Law 102-484, §706); 10 U.S.C. §1074f (Medical Tracking System for Members Deployed Overseas); 32 C.F.R. §199.17 (TRICARE Program); 45 C.F.R. Part 160 Subparts A and E of Part 164 (Health Insurance Portability and Accountability Act of 1996, Privacy Rule); DoD 6025.18-R (Department of Defense Health Information Privacy Regulation); DoD 6025.13-R (Military Health System Clinical Quality Assurance Program Regulation); 64 FR 22837 (DHA 08 – Health Affairs Survey Data Base, April 28, 1999); and, E.O. 9397 (as amended, November 20, 2008, for SSN collection).

**Purpose:** This survey helps health policy makers gauge beneficiary satisfaction with the current military health care system and provides valuable input from beneficiaries that will be used to improve the Military Health System.

**Routine Uses:** None.

**Disclosure:** Participation is voluntary. Failure to respond will not result in any penalty to the respondent. However, maximum participation is encouraged so that data will be as complete and representative as possible.

## **YOUR PRIVACY**

*Your participation in this survey effort is very important. Your responses are confidential and your participation is voluntary. The number on the back of this survey is ONLY used to let us know if you returned your survey so we don't have to send you reminders.*

This is your opportunity to tell officials of your opinions and experiences with the current military health care system. It is also an opportunity to provide feedback and identify areas where improvements are needed.

*The survey processing center removes all identifying information before sending the results to the Department of Defense.*

*Your information is grouped with others and no individual information is shared. Only group statistics will be compiled and reported. No information about you as an individual will be disclosed.*

## **SURVEY INSTRUCTIONS**

Answer all the questions by marking an "X" in the box to the left of your answer. You are sometimes told to skip over some questions in this survey. When this happens you will see an arrow with a note that tells you what question to answer next, like this:

Yes → **Go to Question 12**  
 No

Please return the completed questionnaire in the enclosed postage-paid envelope within **seven days**. If the envelope is missing, please send to:

Office of the Assistant Secretary of Defense (Health Affairs)  
 TMA/HPAE  
 c/o Synovate Survey Processing Center  
 PO Box 5030  
 Chicago, IL 60680-4138

**SURVEY STARTS HERE**

As an eligible TRICARE beneficiary, please complete this survey even if you did not receive your health care from a military facility.

Please recognize that some specific questions about TRICARE benefits may not apply to you, depending on your entitlement and particular TRICARE program.

This survey is about the health care of the person whose name appears on the cover letter. The questionnaire should be completed by that person. If you are not the addressee, please give this survey to that person.

1. Are you the person whose name appears on the cover letter?

H12001

- 1  Yes → **Go to Question 2**
- 2  No → Please give this questionnaire to the person addressed on the cover letter.

2. By which of the following health plans are you currently covered?

H12002A-H12002U

**MARK ALL THAT APPLY.**

**Military Health Plans**

- A  TRICARE Prime, including TRICARE Prime Remote and TRICARE Overseas (Active Duty and Reserve Military Service members are considered enrolled in Prime)
- C  TRICARE Extra or Standard (CHAMPUS)
- N  TRICARE Plus
- O  TRICARE for Life
- P  TRICARE Supplemental Insurance
- Q  TRICARE Reserve Select
- S  TRICARE Retired Reserve
- T  TRICARE Young Adult
- U  Continued Health Care Benefit Program (CHCBP) (a COBRA-like premium-based health care program)

**Other Health Plans**

- F  Medicare
- G  Federal Employees Health Benefit Program (FEHBP)
- H  Medicaid
- I  A civilian HMO (such as Kaiser)
- J  Other civilian health insurance (such as Blue Cross)
- K  Uniformed Services Family Health Plan (USFHP)
- M  The Veterans Administration (VA)
- R  Government health insurance from a country other than the US
- L  Not sure

3. Which health plan did you use for all or most of your health care in the last 12 months?

H12003

**MARK ONLY ONE ANSWER.**

See Note 1

- 1  TRICARE Prime, including TRICARE Prime Remote and TRICARE Overseas (Active Duty and Reserve Military Service members are considered enrolled in Prime)
- 3  TRICARE Extra or Standard (CHAMPUS)
- 11  TRICARE Plus
- 12  TRICARE Reserve Select
- 14  TRICARE Retired Reserve
- 15  TRICARE Young Adult
- 16  Continued Health Care Benefit Program (CHCBP) (a COBRA-like premium-based health care program)
- 4  Medicare (may include TRICARE for Life)
- 5  Federal Employees Health Benefit Program (FEHBP)
- 6  Medicaid
- 7  A civilian HMO (such as Kaiser)
- 8  Other civilian health insurance (such as Blue Cross)
- 9  Uniformed Services Family Health Plan (USFHP)
- 10  The Veterans Administration (VA)
- 13  Government health insurance from a country other than the US
- 5  Not sure
- 6  Did not use any health plan in the last 12 months → **Go to Question 5**

For the remainder of this questionnaire, the term health plan refers to the plan you indicated in Question 3.

4. How many months or years in a row have you been in this health plan?

H12004

See Note 1

- 1  Less than 6 months
- 2  6 up to 12 months
- 3  12 up to 24 months
- 4  2 up to 5 years
- 5  5 up to 10 years
- 6  10 or more years



## YOUR HEALTH CARE IN THE LAST 12 MONTHS

*These questions ask about your own health care. Do not include care you got when you stayed overnight in a hospital. Do not include the times you went for dental care visits.*

5. In the last 12 months, where did you go most often for your health care?

H12005

**MARK ONLY ONE ANSWER.**

- 1  A military facility – This includes: Military clinic, Military hospital, PRIMUS clinic, NAVCARE clinic
- 2  A civilian facility – This includes: Doctor's office, Clinic, Hospital, Civilian TRICARE contractor
- 3  Uniformed Services Family Health Plan facility (USFHP)
- 4  Veterans Affairs (VA) clinic or hospital
- 5  I went to none of the listed types of facilities in the last 12 months

6. In the last 12 months, did you have an illness, injury, or condition that needed care right away in a clinic, emergency room, or doctor's office?

- 1  Yes H12006 See Note 2
- 2  No → **Go to Question 9**

7. In the last 12 months, when you needed care right away, how often did you get care as soon as you thought you needed?

- 1  Never H12007
- 2  Sometimes See Note 2
- 3  Usually
- 4  Always
- 5  I didn't need care right away for an illness, injury or condition in the last 12 months

8. In the last 12 months, when you needed care right away for an illness, injury, or condition, how long did you usually have to wait between trying to get care and actually seeing a provider?

- 1  Same day H12008
- 2  1 day See Note 2
- 3  2 days
- 4  3 days
- 5  4-7 days
- 6  8-14 days
- 7  15 days or longer
- 8  I didn't need care right away for an illness, injury or condition in the last 12 months

9. In the last 12 months, not counting the times you needed health care right away, did you make any appointments for your health care at a doctor's office or clinic?

- 1  Yes H12009 See Note 3
- 2  No → **Go to Question 12**

10. In the last 12 months, not counting times you needed care right away, how often did you get an appointment for your health care at a doctor's office or clinic as soon as you thought you needed?

- 1  Never H12010
- 2  Sometimes See Note 3
- 3  Usually
- 4  Always
- 5  I had no appointments in the last 12 months

11. In the last 12 months, not counting the times you needed health care right away, how many days did you usually have to wait between making an appointment and actually seeing a provider?

- 1  Same day H12011
- 2  1 day See Note 3
- 3  2-3 days
- 4  4-7 days
- 5  8-14 days
- 6  15-30 days
- 7  31 days or longer
- 8  I had no appointments in the last 12 months

12. In the last 12 months, how many times did you go to an emergency room to get care for yourself?

- 1  None H12012
- 2  1
- 3  2
- 4  3
- 5  4
- 6  5 to 9
- 7  10 or more

13. In the last 12 months (not counting times you went to an emergency room), how many times did you go to a doctor's office or clinic to get health care for yourself?

- 1  None → **Go to Question 19**
- 2  1 H12013
- 3  2 See Note 4
- 4  3
- 5  4
- 6  5 to 9
- 7  10 or more

14. In the last 12 months, how often did you and a doctor or other health provider talk about specific things you could do to prevent illness?

- 1  Never
- 2  Sometimes
- 3  Usually
- 4  Always

H12014
See Note 4

15. Choices for your treatment or health care can include choices about medicine, surgery, or other treatment. In the last 12 months, did a doctor or other health provider tell you there was more than one choice for your treatment or health care?

- 1  Yes
- 2  No

H12015	See Notes 4 and 5
--------	-------------------

→ [Go to Question 18](#)

16. In the last 12 months, did a doctor or other health provider talk with you about the pros and cons of each choice for your treatment or health care?

- 1  Definitely yes
- 2  Somewhat yes
- 3  Somewhat no
- 4  Definitely no

H12016
See Notes 4 and 5

17. In the last 12 months, when there was more than one choice for your treatment or health care, did a doctor or other health provider ask which choice you thought was best for you?

- 1  Definitely yes
- 2  Somewhat yes
- 3  Somewhat no
- 4  Definitely no

H12017
See Notes 4 and 5

18. Using any number from 0 to 10, where 0 is the worst health care possible and 10 is the best health care possible, what number would you use to rate all your health care in the last 12 months?

- 0  0 Worst health care possible
- 1  1
- 2  2
- 3  3
- 4  4
- 5  5
- 6  6
- 7  7
- 8  8
- 9  9
- 10  10 Best health care possible
- 6  I had no visits in the last 12 months

H12018
See Note 4

## YOUR PERSONAL DOCTOR

19. A personal doctor is the one you would see if you need a checkup, want advice about a health problem, or get sick or hurt. Do you have a personal doctor?

- 1  Yes
- 2  No

H12019	See Note 6
--------	------------

→ [Go to Question 29](#)

20. In the last 12 months, how many times did you visit your personal doctor to get care for yourself?

- 0  None
- 1  1
- 2  2
- 3  3
- 4  4
- 5  5 to 9
- 6  10 or more

→ [Go to Question 27](#)

H12020
See Notes 6 and 7

21. In the last 12 months, how often did your personal doctor listen carefully to you?

- 1  Never
- 2  Sometimes
- 3  Usually
- 4  Always
- 6  I had no visits in the last 12 months

H12021
See Notes 6 and 7

22. In the last 12 months, how often did your personal doctor explain things in a way that was easy to understand?

- 1  Never
- 2  Sometimes
- 3  Usually
- 4  Always
- 6  I had no visits in the last 12 months

H12022
See Notes 6 and 7

23. In the last 12 months, how often did your personal doctor show respect for what you had to say?

- 1  Never
- 2  Sometimes
- 3  Usually
- 4  Always
- 6  I had no visits in the last 12 months

H12023
See Notes 6 and 7

24. In the last 12 months, how often did your personal doctor spend enough time with you?

- 1  Never
- 2  Sometimes
- 3  Usually
- 4  Always
- 6  I had no visits in the last 12 months

H12024

See Notes 6 and 7

25. In the last 12 months, did you get care from a doctor or other health provider besides your personal doctor?

- 1  Yes
- 2  No

H12025

See Notes 6, 7, and 8

→ Go to Question 27

26. In the last 12 months, how often did your personal doctor seem informed and up-to-date about the care you got from these doctors or other health providers?

- 1  Never
- 2  Sometimes
- 3  Usually
- 4  Always

H12026

See Notes 6, 7, and 8

27. Using any number from 0 to 10, where 0 is the worst personal doctor possible and 10 is the best personal doctor possible, what number would you use to rate your personal doctor?

- 0  0 Worst personal doctor possible
- 1  1
- 2  2
- 3  3
- 4  4
- 5  5
- 6  6
- 7  7
- 8  8
- 9  9
- 10  10 Best personal doctor possible
- 6  I don't have a personal doctor

H12027

See Note 6

28. Did you have the same personal doctor or nurse before you joined this health plan?

- 1  Yes
- 2  No

S12009

See Notes 6 and 8\_01

29. Since you joined your health plan, how much of a problem, if any, was it to get a personal doctor or nurse you are happy with?

- 1  A big problem
- 2  A small problem
- 3  Not a problem

S12010

See Note 8\_01

**GETTING HEALTH CARE FROM A SPECIALIST**

When you answer the next questions, do not include dental visits or care you got when you stayed overnight in a hospital.

30. Specialists are doctors like surgeons, heart doctors, allergy doctors, skin doctors, and other doctors who specialize in one area of health care.

In the last 12 months, did you try to make any appointments to see a specialist?

- 1  Yes
- 2  No

H12028

See Note 9

→ Go to Question 34

31. In the last 12 months, how often was it easy to get appointments with specialists?

- 1  Never
- 2  Sometimes
- 3  Usually
- 4  Always
- 6  I didn't need a specialist in the last 12 months

H12029

See Note 9

32. How many specialists have you seen in the last 12 months?

- 0  None
- 1  1 specialist
- 2  2
- 3  3
- 4  4
- 5  5 or more specialists

H12030

See Notes 9 and 10

→ Go to Question 34

33. We want to know your rating of the specialist you saw most often in the last 12 months. Using any number from 0 to 10, where 0 is the worst specialist possible and 10 is the best specialist possible, what number would you use to rate the specialist?

- 0  0 Worst specialist possible
- 1  1 H12031
- 2  2 See Notes 9 and 10
- 3  3
- 4  4
- 5  5
- 6  6
- 7  7
- 8  8
- 9  9
- 10  10 Best specialist possible
- 6  I didn't see a specialist in the last 12 months

34. In general, how would you rate your overall mental or emotional health?

- 1  Excellent S12B01
- 2  Very good
- 3  Good
- 4  Fair
- 5  Poor

35. In the last 12 months, did you need any treatment or counseling for a personal or family problem?

- 1  Yes S12B02 See Note10\_B1
- 2  No → [Go to Question 38](#)

36. In the last 12 months, how much of a problem, if any, was it to get the treatment or counseling you needed through your health plan?

- 1  A big problem S12B03
- 2  A small problem See Note10\_B1
- 3  Not a problem

37. Using any number from 0 to 10, where 0 is the worst treatment or counseling possible and 10 is the best treatment or counseling possible, what number would you use to rate your treatment or counseling in the last 12 months?

- 0  0 Worst treatment or counseling possible
- 1  1 S12B04
- 2  2 See Note10\_B1
- 3  3
- 4  4
- 5  5
- 6  6
- 7  7
- 8  8
- 9  9
- 10  10 Best treatment or counseling possible
- 6  I had no treatment or counseling in the last 12 months

38. Are you currently on active duty status?

- 1  Yes S12U01 See Note 10\_U1
- 2  No → [Go to Question 47](#)

39. Does your unit provide sick call?

- 1  Yes S12U02 See Notes 10\_U1 and 10\_U2
- 2  No → [Go to Question 42](#)

40. When you are sick or need advice about your health, do you usually go to sick call or someplace else?

- 1  Sick call S12U03 See Notes 10\_U1 and 10\_U2
- 2  Someplace else → [Go to Question 42](#)

41. When you are sick or need advice about your health and sick call is over, where do you usually go for health care?

- 1  A military facility S12U04
- 2  A civilian facility See Notes 10\_U1 and 10\_U2
- 3  I wait for sick call

*In questions 42 through 46, think about the place where you usually get health care.*

42. Do you have a choice of providers in the place where you usually get health care?

- 1  Yes S12U05
- 2  No See Note 10\_U1

43. Please indicate how strongly you agree with the following statement.

I am satisfied with the choice of providers in the place where I usually get care.

S12U06

- 1  Strongly agree
- 2  Agree
- 3  Neither agree nor disagree
- 4  Disagree
- 5  Strongly disagree

See Note 10\_U1

44. In the last 12 months, when you visited the place where you usually get care, did you usually see the same provider at each visit?

S12U07

- 1  Yes
- 2  No
- 6  I had no visits in the last 12 months

See Notes 10\_U1 and 10\_U3

45. In the last 12 months, when you visited the place where you usually get care, how often were the providers knowledgeable about the details of your medical history?

S12U08

- 1  Never
- 2  Sometimes
- 3  Usually
- 4  Always
- 6  I had no visits in the last 12 months

See Notes 10\_U1 and 10\_U3

46. In the last 12 months, when you visited the place where you usually get care, how often were you able to get the tests or treatment you needed, or a referral for the tests or treatment you needed?

S12U09

- 1  Never
- 2  Sometimes
- 3  Usually
- 4  Always
- 6  I had no visits in the last 12 months

See Notes 10\_U1 and 10\_U3

## YOUR HEALTH PLAN

*The next questions ask about your experience with your health plan. By your health plan, we mean the health plan you marked in Question 3.*

47. In the last 12 months, did you try to get any kind of care, tests, or treatment through your health plan?

1  Yes      H12032      See Note 11

2  No      → [Go to Question 49](#)

48. In the last 12 months, how often was it easy to get the care, tests, or treatment you thought you needed through your health plan?

H12033

- 1  Never
- 2  Sometimes
- 3  Usually
- 4  Always
- 6  I didn't need care, tests, or treatment through my health plan in the last 12 months

See Note 11

49. In the last 12 months, did you look for any information in written materials or on the Internet about how your health plan works?

H12034

See Note 12

- 1  Yes
- 2  No      → [Go to Question 51](#)

50. In the last 12 months, how often did the written material or the Internet provide the information you needed about how your plan works?

H12035

- 1  Never
- 2  Sometimes
- 3  Usually
- 4  Always
- 6  I didn't look for information from my health plan in the last 12 months

See Note 12

51. Sometimes people need services or equipment beyond what is provided in a regular or routine office visit, such as care from a specialist, physical therapy, a hearing aid, or oxygen.

In the last 12 months, did you look for information from your health plan on how much you would have to pay for a health care service or equipment?

1  Yes      H12036      See Note 13

2  No      → [Go to Question 53](#)

52. In the last 12 months, how often were you able to find out from your health plan how much you would have to pay for a health care service or equipment?

H12037

- 1  Never
- 2  Sometimes
- 3  Usually
- 4  Always
- 6  I didn't need a health care service or equipment from my health plan in the last 12 months

See Note 13

53. In some health plans, the amount you pay for a prescription medicine can be different for different medicines, or can be different for prescriptions filled by mail instead of at the pharmacy.

In the last 12 months, did you look for information from your health plan on how much you would have to pay for specific prescription medicines?

- 1  Yes 

H12038	See Note 14
--------	-------------
- 2  No → [Go to Question 55](#)

54. In the last 12 months, how often were you able to find out from your health plan how much you would have to pay for specific prescription medications?

- 1  Never 

H12039
--------
- 2  Sometimes 

See Note 14
-------------
- 3  Usually
- 4  Always
- 6  I didn't need prescription medications from my health plan in the last 12 months

55. In the last 12 months, did you try to get information or help from your health plan's customer service?

- 1  Yes 

H12040	See Note 15
--------	-------------
- 2  No → [Go to Question 58](#)

56. In the last 12 months, how often did your health plan's customer service give you the information or help you needed?

- 1  Never 

H12041
--------
- 2  Sometimes 

See Note 15
-------------
- 3  Usually
- 4  Always
- 6  I didn't call my health plan's customer service in the last 12 months

57. In the last 12 months, how often did your health plan's customer service staff treat you with courtesy and respect?

- 1  Never 

H12042
--------
- 2  Sometimes 

See Note 15
-------------
- 3  Usually
- 4  Always
- 6  I didn't call my health plan's customer service in the last 12 months

58. In the last 12 months, did your health plan give you any forms to fill out?

- 1  Yes 

H12043	See Note 16
--------	-------------
- 2  No → [Go to Question 60](#)

59. In the last 12 months, how often were the forms from your health plan easy to fill out?

- 1  Never 

H12044
--------
- 2  Sometimes 

See Note 16
-------------
- 3  Usually
- 4  Always
- 6  I didn't have any experiences with paperwork for my health plan in the last 12 months

60. Claims are sent to a health plan for payment. You may send in the claims yourself, or doctors, hospitals, or others may do this for you. In the last 12 months, did you or anyone else send in any claims to your health plan?

- 1  Yes 

H12045	See Note 17
--------	-------------
- 2  No → [Go to Question 63](#)
- 5  Don't know → [Go to Question 63](#)

61. In the last 12 months, how often did your health plan handle your claims quickly?

- 1  Never 

H12046
--------
- 2  Sometimes 

See Note 17
-------------
- 3  Usually
- 4  Always
- 5  Don't know
- 6  No claims were sent for me in the last 12 months

62. In the last 12 months, how often did your health plan handle your claims correctly?

- 1  Never 

H12047
--------
- 2  Sometimes 

See Note 17
-------------
- 3  Usually
- 4  Always
- 5  Don't know
- 6  No claims were sent for me in the last 12 months

63. Using any number from 0 to 10, where 0 is the worst health plan possible and 10 is the best health plan possible, what number would you use to rate your health plan?

H12048

- 0 Worst health plan possible
- 1
- 2
- 3
- 4
- 5
- 6
- 7
- 8
- 9
- 10 Best health plan possible

**RESERVISTS**

*The following questions concern health care coverage provided to reservists (National Guard and Reserves) and members of their immediate families. An immediate family member is a reservist's TRICARE eligible spouse or child.*

64. Are you or your spouse or parent a reservist who was on active duty for more than 30 consecutive days in support of contingency operations during the past 12 months (e.g., Operation New Dawn, Operation Iraqi Freedom, Noble Eagle/Enduring Freedom, Kosovo, Bosnia)?

- Yes S12G18 See Note 17\_G1
- No → [Go to Question 78](#)

65. Are you a reservist who was activated for contingency operations for more than 30 consecutive days during the past 12 months?

S12G19

See Note 17\_G1

- Yes, I am a reservist who is currently on active duty for a contingency operation
- Yes, I am a reservist who has been on active duty for a contingency operation but was deactivated in the past 12 months
- No, I am a reservist but I have not been on active duty for a contingency operation in the past 12 months
- No, I am not a reservist

66. Is your spouse or parent a reservist who was activated for contingency operations for more than 30 consecutive days during the past 12 months?

- Yes, my spouse or parent is a reservist currently on active duty for a contingency operation
- Yes, my reservist spouse or parent had been on active duty for a contingency operation but was deactivated within the past 12 months
- No, my spouse or parent is a reservist but has not been on active duty for a contingency operation within the past 12 months
- No, my spouse or parent is not a reservist

S12G23

See Note 17\_G1

67. Before becoming eligible for TRICARE Prime, Standard/Extra or transitional coverage due to your activation or your parent's or spouse's activation, were you covered by civilian health insurance?

- Yes, through my own policy
- Yes, through the policy of a reservist spouse or parent
- Yes, through the policy of a non-reservist in my family
- No, I had no civilian coverage

S12G27

See Note 17\_G1

68. Which of the following describes your current health care coverage?

- I use only TRICARE → [Go to Question 71](#)
- I use both TRICARE and civilian coverage → [Go to Question 70](#)
- I use only civilian coverage → [Go to Question 69](#)
- Don't know → [Go to Question 70](#)

S12G28

See Notes 17\_G1 and 17\_G2



69. Why don't you use TRICARE? S12G29A-S12G29K

MARK ALL THAT APPLY. See Notes 17\_G1 and 17\_G2

- A  I have a greater choice of doctors with my civilian plan
- B  I get better customer service with civilian plans
- C  My personal doctor is not available to me through TRICARE
- D  TRICARE benefits are poor compared to my civilian plan
- E  It is easier for me to get care through my civilian plan
- F  I pay less for civilian care than I would for TRICARE
- G  There are no military facilities near me
- H  I prefer civilian doctors
- I  I prefer civilian hospitals
- J  I am happy with my civilian plan and have no reason to change
- K  Another reason

70. Do you or the policy-holder now pay all or part of the premium for your civilian health insurance? S12G30

- 1  Yes, we pay all
- 3  Yes, we pay part See Notes 17\_G1 and 17\_G2
- 2  No, we pay nothing
- 5  Don't know

71. When you became eligible for TRICARE due to activation, how much of a problem was it to get information about your TRICARE benefits? S12G31

- 1  A big problem
- 2  A small problem See Note 17\_G1
- 3  Not a problem
- 6  I did not try to get information about TRICARE

72. Is the doctor you consider your personal doctor a civilian? S12G32 See Notes 17\_G1 and 17\_G3

- 1  Yes
- 2  No → Go to Question 74
- 6  I do not have a personal doctor → Go to Question 75

73. Does your personal doctor accept TRICARE? S12G33

- 1  Yes
- 2  No
- 5  Don't know See Notes 17\_G1 and 17\_G3
- 6  I do not have a personal doctor

74. Since you became eligible for TRICARE due to activation, how often was it easy to get appointments with your personal doctor? S12G34

- 1  Never
- 2  Sometimes See Notes 17\_G1 and 17\_G3
- 3  Usually
- 4  Always
- 6  I do not have a personal doctor

75. Since you became eligible for TRICARE due to activation, how often was it easy to get appointments with specialists? S12G35

- 1  Never
- 2  Sometimes See Note 17\_G1
- 3  Usually
- 4  Always
- 6  I didn't need a specialist

76. TRICARE Reserve Select (TRS) is a premium-based TRICARE health plan available for purchase by qualified members of the Selected Reserve. Are you aware of this program? S12G40 See Notes 17\_G1 and 17\_G4

- 1  Yes
- 2  No → Go to Question 78

77. In the past 12 months, have you (or your sponsor) been eligible to purchase coverage under TRICARE Reserve Select? S12G41 See Notes 17\_G1 and 17\_G4

- 1  Yes
- 2  No
- 3  Don't know

## PREVENTIVE CARE

*Preventive care is medical care you receive that is intended to maintain your good health or prevent a future medical problem. A physical or blood pressure screening are examples of preventive care.*

78. When did you last have a blood pressure reading? H12049

- 3  Less than 12 months ago
- 2  1 to 2 years ago
- 1  More than 2 years ago

79. Do you know if your blood pressure is too high? H12050

- 1  Yes, it is too high
- 2  No, it is not too high
- 3  Don't know



80. When did you last have a cholesterol screening, that is, a test to determine the level of cholesterol in your blood?

- 5  Less than 12 months ago
- 4  1 to 2 years ago
- 3  More than 2 but less than 5 years ago
- 2  5 or more years ago
- 1  Never had a cholesterol screening

S12015

81. When did you last have a flu shot?

- 4  Less than 12 months ago
- 3  1-2 years ago
- 2  More than 2 years ago
- 1  Never had a flu shot

H12051

82. Have you ever smoked at least 100 cigarettes in your entire life?

- 1  Yes
- 2  No
- 5  Don't know

H12052

83. Do you now smoke cigarettes or use tobacco every day, some days or not at all?

- 4  Every day → [Go to Question 84](#)
- 3  Some days → [Go to Question 84](#)
- 2  Not at all → [Go to Question 88](#)
- 5  Don't know → [Go to Question 88](#)

H12053      See Note 18

84. In the last 12 months, how often were you advised to quit smoking or using tobacco by a doctor or other health provider in your plan?

- 1  Never
- 2  Sometimes
- 3  Usually
- 4  Always

H12054

See Note 18

85. In the last 12 months, how often was medication recommended or discussed by a doctor or other health provider to assist you with quitting smoking or using tobacco? *Examples of medication are: nicotine gum, patch, nasal spray, inhaler, or prescription medication.*

- 1  Never
- 2  Sometimes
- 3  Usually
- 4  Always

H12055

See Note 18

86. In the last 12 months, how often did your doctor or other health provider discuss or provide methods and strategies other than medication to assist you with quitting smoking or using tobacco? *Examples of methods and strategies are: telephone helpline, individual or group counseling, or cessation program.*

- 1  Never
- 2  Sometimes
- 3  Usually
- 4  Always

H12056

See Note 18

87. On the days you smoke or use tobacco products, what type of product do you smoke or use?

**MARK ALL THAT APPLY.**

- A  Cigarettes
- B  Dip, chewing tobacco, snuff or snus
- C  Cigars
- D  Pipes, bidis, or kreteks (*Bidis are small, brown, hand-rolled cigarettes from India and other southeast Asian countries. Kreteks are clove cigarettes made in Indonesia that contain clove extract and tobacco.*)

H12057A-H12057D      See Note 18

88. Are you male or female?

- 1  Male
- 2  Female → [Go to Question 91](#)

H12058      See Note 19A\_Q3

89. A Prostate-Specific Antigen test, also called a PSA test, is a blood test used to check men for prostate cancer. Have you ever had a PSA test?

- 1  Yes
- 2  No → [Go to Question 97](#)
- 5  Don't know/Not sure → [Go to Question 97](#)

S12016      See Notes 19A\_Q3, 19B\_Q3, and 19\_01

90. How long has it been since you had your last PSA test?

- 6  Less than 12 months ago → [Go to Question 97](#)
- 5  1 to 2 years ago → [Go to Question 97](#)
- 4  More than 2 but less than 3 years ago → [Go to Question 97](#)
- 3  More than 3 but less than 5 years ago → [Go to Question 97](#)
- 2  5 or more years ago → [Go to Question 97](#)
- 1  Never had a PSA test → [Go to Question 97](#)

S12017      See Notes 19A\_Q3, 19B\_Q3, and 19\_01

91. When did you last have a Pap smear test?

- 6  Within the last 12 months
- 5  1 to 2 years ago
- 4  More than 2 but less than 3 years ago
- 3  More than 3 but less than 5 years ago
- 2  5 or more years ago
- 1  Never had a Pap smear test

H12059B	See Notes 19A_Q3 and 19B_Q3
---------	-----------------------------

92. Are you under age 40?

- 1  Yes → [Go to Question 94](#)
- 2  No

H12060	See Notes 19A_Q3, 19B_Q3, and 20
--------	----------------------------------

93. When was the last time your breasts were checked by mammography?

- 5  Within the last 12 months
- 4  1 to 2 years ago
- 3  More than 2 years ago but less than 5 years ago
- 2  5 or more years ago
- 1  Never had a mammogram

H12061	See Notes 19A_Q3, 19B_Q3, and 20
--------	----------------------------------

94. Have you been pregnant in the last 12 months or are you pregnant now?

- 1  Yes, I am currently pregnant → [Go to Question 95](#)
- 2  No, I am not currently pregnant, but have been pregnant in the past 12 months → [Go to Question 96](#)
- 3  No, I am not currently pregnant, and have not been pregnant in the past 12 months → [Go to Question 97](#)

H12062	See Notes 19A_Q3, 19B_Q3, and 21
--------	----------------------------------

95. In what trimester is your pregnancy?

- 1  First trimester (up to 12 weeks after 1<sup>st</sup> day of last period) → [Go to Question 97](#)
- 2  Second trimester (13<sup>th</sup> through 27<sup>th</sup> week)
- 3  Third trimester (28<sup>th</sup> week until delivery)

H12063	See Notes 19A_Q3, 19B_Q3, and 21
--------	----------------------------------

96. In which trimester did you first receive prenatal care?

- 4  First trimester (up to 12 weeks after 1<sup>st</sup> day of last period)
- 3  Second trimester (13<sup>th</sup> through 27<sup>th</sup> week)
- 2  Third trimester (28<sup>th</sup> week until delivery)
- 1  Did not receive prenatal care

H12064	See Notes 19A_Q3, 19B_Q3, and 21
--------	----------------------------------

ABOUT YOU

97. In general, how would you rate your overall health?

- 5  Excellent
- 4  Very good
- 3  Good
- 2  Fair
- 1  Poor

H12065
--------

98. Are you limited in any way in any activities because of any impairment or health problem?

- 1  Yes
- 2  No

H12066
--------

99. In the last 12 months, have you seen a doctor or other health provider 3 or more times for the same condition or problem?

- 1  Yes
- 2  No → [Go to Question 101](#)

H12067	See Note 22
--------	-------------

100. Is this a condition or problem that has lasted for at least 3 months? Do not include pregnancy or menopause.

- 1  Yes
- 2  No

H12068	See Note 22
--------	-------------

101. Do you now need or take medicine prescribed by a doctor? Do not include birth control.

- 1  Yes
- 2  No → [Go to Question 103](#)

H12069	See Note 23
--------	-------------

102. Is this medicine to treat a condition that has lasted for at least 3 months? Do not include pregnancy or menopause.

- 1  Yes
- 2  No

H12070	See Note 23
--------	-------------

103. Have you ever had any experience that was so frightening, horrible, or upsetting that, in the past month...

S12B23-S12B26

MARK "YES" OR "NO" FOR EACH.

	YES	NO
a. You have had nightmares about it or thought about it when you did not want to?	<input type="checkbox"/>	<input type="checkbox"/>
b. You tried hard not to think about it or went out of your way to avoid situations that reminded you of it?	<input type="checkbox"/>	<input type="checkbox"/>
c. You have been constantly on guard, watchful, or easily startled?	<input type="checkbox"/>	<input type="checkbox"/>
d. You felt numb or detached from others, activities, or your surroundings?	<input type="checkbox"/>	<input type="checkbox"/>

104. How tall are you without your shoes on?

Please give your answer in feet and inches.

Example:

Height	
Feet	Inches
<u>5</u>	<u>6</u>
<input type="checkbox"/> 1	<input type="checkbox"/> 0
<input type="checkbox"/> 2	<input type="checkbox"/> 1
<input type="checkbox"/> 3	<input type="checkbox"/> 2
<input type="checkbox"/> 4	<input type="checkbox"/> 3
<input checked="" type="checkbox"/> 5	<input type="checkbox"/> 4
<input type="checkbox"/> 6	<input type="checkbox"/> 5
<input type="checkbox"/> 7	<input checked="" type="checkbox"/> 6
	<input type="checkbox"/> 7
	<input type="checkbox"/> 8
	<input type="checkbox"/> 9
	<input type="checkbox"/> 10
	<input type="checkbox"/> 11

Your answer:

Height	
Feet	Inches
<u>        </u>	<u>        </u>
<input type="checkbox"/> 1	<input type="checkbox"/> 0
<input type="checkbox"/> 2	<input type="checkbox"/> 1
<input type="checkbox"/> 3	<input type="checkbox"/> 2
<input type="checkbox"/> 4	<input type="checkbox"/> 3
<input type="checkbox"/> 5	<input type="checkbox"/> 4
<input type="checkbox"/> 6	<input type="checkbox"/> 5
<input type="checkbox"/> 7	<input type="checkbox"/> 6
	<input type="checkbox"/> 7
	<input type="checkbox"/> 8
	<input type="checkbox"/> 9
	<input type="checkbox"/> 10
	<input type="checkbox"/> 11

H12071F, H12071I

105. How much do you weigh without your shoes on?

Please give your answer in pounds.

H12072

Example:

Weight		
Pounds		
<u>1</u>	<u>6</u>	<u>0</u>
<input type="checkbox"/> 0	<input type="checkbox"/> 0	<input checked="" type="checkbox"/> 0
<input checked="" type="checkbox"/> 1	<input type="checkbox"/> 1	<input type="checkbox"/> 1
<input type="checkbox"/> 2	<input type="checkbox"/> 2	<input type="checkbox"/> 2
<input type="checkbox"/> 3	<input type="checkbox"/> 3	<input type="checkbox"/> 3
	<input type="checkbox"/> 4	<input type="checkbox"/> 4
	<input type="checkbox"/> 5	<input type="checkbox"/> 5
	<input checked="" type="checkbox"/> 6	<input type="checkbox"/> 6
	<input type="checkbox"/> 7	<input type="checkbox"/> 7
	<input type="checkbox"/> 8	<input type="checkbox"/> 8
	<input type="checkbox"/> 9	<input type="checkbox"/> 9

Your answer:

Weight		
Pounds		
<u>        </u>	<u>        </u>	<u>        </u>
<input type="checkbox"/> 0	<input type="checkbox"/> 0	<input type="checkbox"/> 0
<input type="checkbox"/> 1	<input type="checkbox"/> 1	<input type="checkbox"/> 1
<input type="checkbox"/> 2	<input type="checkbox"/> 2	<input type="checkbox"/> 2
<input type="checkbox"/> 3	<input type="checkbox"/> 3	<input type="checkbox"/> 3
	<input type="checkbox"/> 4	<input type="checkbox"/> 4
	<input type="checkbox"/> 5	<input type="checkbox"/> 5
	<input type="checkbox"/> 6	<input type="checkbox"/> 6
	<input type="checkbox"/> 7	<input type="checkbox"/> 7
	<input type="checkbox"/> 8	<input type="checkbox"/> 8
	<input type="checkbox"/> 9	<input type="checkbox"/> 9

106. What is the highest grade or level of school that you have completed?

SREDA

- 1  8th grade or less
- 2  Some high school, but did not graduate
- 3  High school graduate or GED
- 4  Some college or 2-year degree
- 5  4-year college graduate
- 6  More than 4-year college degree

107. Are you of Hispanic or Latino origin or descent?

(Mark "NO" if not Spanish/Hispanic/Latino.)

- A  No, not Spanish, Hispanic, or Latino
- B  Yes, Mexican, Mexican American, Chicano
- C  Yes, Puerto Rican
- D  Yes, Cuban
- E  Yes, other Spanish, Hispanic, or Latino

H12073A-H12073E, H12073

See Note 24

**108. What is your race?**

(Mark ONE OR MORE races to indicate what you consider yourself to be.)

SRRACEA-SRRACEE

- A  White
- B  Black or African American
- C  American Indian or Alaska Native
- D  Asian (e.g., Asian Indian, Chinese, Filipino, Japanese, Korean, Vietnamese)
- E  Native Hawaiian or other Pacific Islander (e.g., Samoan, Guamanian, or Chamorro)

**109. What is your age now?**

- 1  18 to 24
- 2  25 to 34
- 3  35 to 44
- 4  45 to 54
- 5  55 to 64
- 6  65 to 74
- 7  75 or older

SRAGE

**110. Are you currently covered by Medicare?**

- 1  Yes
- 2  No → [Go to Question 116](#)
- 5  Don't know → [Go to Question 116](#)

H12074

See Note 25

**111. Currently, are you covered by Medicare Part A?** *Medicare is the federal health insurance program for people aged 65 or older and for certain persons with disabilities. Medicare Part A helps pay for inpatient hospital care.*

- 1  Yes, I am now covered by Medicare Part A
- 2  No, I am not covered by Medicare Part A

H12075

See Note 25

**112. Currently, are you covered by Medicare Part B?**

*Medicare is the federal health insurance program for people aged 65 or older and for certain persons with disabilities. Medicare Part B helps pay for doctor's services, outpatient hospital services, and certain other services.*

- 1  Yes, I am now covered by Medicare Part B
- 2  No, I am not covered by Medicare Part B

H12076

See Note 25

**113. Medicare Advantage is the new name for Medicare Plus Choice plans. Are you enrolled in a Medicare Advantage plan?** *This plan is also sometimes known as Medicare Part C.*

- 1  Yes
- 2  No
- 5  Don't know

H12077

See Note 25

**114. Currently, are you covered by Medicare supplemental insurance?** *Medicare supplemental insurance, also called Medigap or MediSup, is usually obtained from private insurance companies and covers some of the costs not paid for by Medicare.*

H12078

See Note 25

- 1  Yes, I am now covered by Medicare supplemental insurance
- 2  No, I am not covered by Medicare supplemental insurance

**115. Are you enrolled in Medicare Part D, also known as the Medicare Prescription Drug Plan?**

- 1  Yes
- 2  No
- 5  Don't know

H12079

See Note 25

**116. Using a scale of 1 to 5, with 1 being "strongly disagree" and 5 being "strongly agree", how much do you agree with the following statement: In general, I am able to see my provider(s) when needed?**

S12011

- 1  1 Strongly disagree
- 2  2 Disagree
- 3  3 Neither agree nor disagree
- 4  4 Agree
- 5  5 Strongly agree

**117. Using a scale of 1 to 5, with 1 being "completely dissatisfied" and 5 being "completely satisfied", how satisfied are you, overall, with the health care you received during your last visit?**

S12014

- 1  1 Completely dissatisfied
- 2  2 Somewhat dissatisfied
- 3  3 Neither satisfied nor dissatisfied
- 4  4 Somewhat satisfied
- 5  5 Completely satisfied

**THANK YOU FOR TAKING THE TIME TO COMPLETE THE SURVEY!** Your generous contribution will greatly aid efforts to improve the health of our military community.

**Return your survey in the postage-paid envelope.** If the envelope is missing, please send to:

Office of the Assistant Secretary of Defense (Health Affairs)  
TMA/HPAE  
c/o Synovate Survey Processing Center  
PO Box 5030  
Chicago, IL 60680-4138

**APPENDIX A**

**ANNOTATED QUESTIONNAIRE 3 – QUARTER III**

***PAGE IS INTENTIONALLY LEFT BLANK TO ALLOW FOR DOUBLE-SIDED COPYING***



# Health Care Survey of DoD Beneficiaries

**A world-wide survey of beneficiaries eligible for health care coverage through the military health system**

**April 2012**

According to the Privacy Act of 1974 (5 U.S.C. §552a), the Department of Defense is required to inform you of the purposes and use of this survey. Please read it carefully.

**Authority:** 10 U.S.C. §1074 (Medical and Dental Care for Members and Certain Former Members, as amended by National Defense Authorization Act of 1993, Public Law 102-484, §706); 10 U.S.C. §1074f (Medical Tracking System for Members Deployed Overseas); 32 C.F.R. §199.17 (TRICARE Program); 45 C.F.R. Part 160 Subparts A and E of Part 164 (Health Insurance Portability and Accountability Act of 1996, Privacy Rule); DoD 6025.18-R (Department of Defense Health Information Privacy Regulation); DoD 6025.13-R (Military Health System Clinical Quality Assurance Program Regulation); 64 FR 22837 (DHA 08 – Health Affairs Survey Data Base, April 28, 1999); and, E.O. 9397 (as amended, November 20, 2008, for SSN collection).

**Purpose:** This survey helps health policy makers gauge beneficiary satisfaction with the current military health care system and provides valuable input from beneficiaries that will be used to improve the Military Health System.

**Routine Uses:** None.

**Disclosure:** Participation is voluntary. Failure to respond will not result in any penalty to the respondent. However, maximum participation is encouraged so that data will be as complete and representative as possible.

## **YOUR PRIVACY**

*Your participation in this survey effort is very important. Your responses are confidential and your participation is voluntary. The number on the back of this survey is ONLY used to let us know if you returned your survey so we don't have to send you reminders.*

This is your opportunity to tell officials of your opinions and experiences with the current military health care system. It is also an opportunity to provide feedback and identify areas where improvements are needed.

*The survey processing center removes all identifying information before sending the results to the Department of Defense.*

*Your information is grouped with others and no individual information is shared. Only group statistics will be compiled and reported. No information about you as an individual will be disclosed.*

## **SURVEY INSTRUCTIONS**

Answer all the questions by marking an "X" in the box to the left of your answer. You are sometimes told to skip over some questions in this survey. When this happens you will see an arrow with a note that tells you what question to answer next, like this:

Yes → **Go to Question 12**  
 No

Please return the completed questionnaire in the enclosed postage-paid envelope within **seven days**. If the envelope is missing, please send to:

Office of the Assistant Secretary of Defense (Health Affairs)  
 TMA/HPAE  
 c/o Synovate Survey Processing Center  
 PO Box 5030  
 Chicago, IL 60680-4138

**SURVEY STARTS HERE**

*As an eligible TRICARE beneficiary, please complete this survey even if you did not receive your health care from a military facility.*

*Please recognize that some specific questions about TRICARE benefits may not apply to you, depending on your entitlement and particular TRICARE program.*

*This survey is about the health care of the person whose name appears on the cover letter. The questionnaire should be completed by that person. If you are not the addressee, please give this survey to that person.*

**1. Are you the person whose name appears on the cover letter?** H12001

- 1  Yes → **Go to Question 2**
- 2  No → Please give this questionnaire to the person addressed on the cover letter.

**2. Are you currently on active duty (includes all Active Duty and mobilized Reservists/National Guard)** S12AD

- 1  Yes
- 2  No

**3. By which of the following health plans are you currently covered?** H12002A-H12002U

MARK ALL THAT APPLY.

**Military Health Plans**

- A  TRICARE Prime, including TRICARE Prime Remote and TRICARE Overseas (Active Duty and Reserve Military Service members are considered enrolled in Prime)
- C  TRICARE Extra or Standard (CHAMPUS)
- N  TRICARE Plus
- O  TRICARE for Life
- P  TRICARE Supplemental Insurance
- Q  TRICARE Reserve Select
- S  TRICARE Retired Reserve
- T  TRICARE Young Adult
- U  Continued Health Care Benefit Program (CHCBP) (a COBRA-like premium-based health care program)

**Other Health Plans**

- F  Medicare
- G  Federal Employees Health Benefit Program (FEHBP)
- H  Medicaid
- I  A civilian HMO (such as Kaiser)
- J  Other civilian health insurance (such as Blue Cross)
- K  Uniformed Services Family Health Plan (USFHP)
- M  The Veterans Administration (VA)
- R  Government health insurance from a country other than the US
- L  Not sure

**4. Which health plan did you use for all or most of your health care in the last 12 months?** H12003

**MARK ONLY ONE ANSWER.**

See Note 1

- 1  TRICARE Prime, including TRICARE Prime Remote and TRICARE Overseas (Active Duty and Reserve Military Service members are considered enrolled in Prime)
- 3  TRICARE Extra or Standard (CHAMPUS)
- 11  TRICARE Plus
- 12  TRICARE Reserve Select
- 14  TRICARE Retired Reserve
- 15  TRICARE Young Adult
- 16  Continued Health Care Benefit Program (CHCBP) (a COBRA-like premium-based health care program)
- 4  Medicare (may include TRICARE for Life)
- 5  Federal Employees Health Benefit Program (FEHBP)
- 6  Medicaid
- 7  A civilian HMO (such as Kaiser)
- 8  Other civilian health insurance (such as Blue Cross)
- 9  Uniformed Services Family Health Plan (USFHP)
- 10  The Veterans Administration (VA)
- 13  Government health insurance from a country other than the US
- 5  Not sure
- 6  Did not use any health plan in the last 12 months → **Go to Question 6**

*For the remainder of this questionnaire, the term health plan refers to the plan you indicated in Question 4.*

**5. How many months or years in a row have you been in this health plan?** H12004

See Note 1

- 1  Less than 6 months
- 2  6 up to 12 months
- 3  12 up to 24 months
- 4  2 up to 5 years
- 5  5 up to 10 years
- 6  10 or more years



## YOUR HEALTH CARE IN THE LAST 12 MONTHS

*These questions ask about your own health care. Do not include care you got when you stayed overnight in a hospital. Do not include the times you went for dental care visits.*

6. In the last 12 months, where did you go most often for your health care?

H12005

**MARK ONLY ONE ANSWER.**

- 1  A military facility – This includes: Military clinic, Military hospital, PRIMUS clinic, NAVCARE clinic
- 2  A civilian facility – This includes: Doctor's office, Clinic, Hospital, Civilian TRICARE contractor
- 3  Uniformed Services Family Health Plan facility (USFHP)
- 4  Veterans Affairs (VA) clinic or hospital
- 5  I went to none of the listed types of facilities in the last 12 months

7. In the last 12 months, did you have an illness, injury, or condition that needed care right away in a clinic, emergency room, or doctor's office?

- 1  Yes
- 2  No

H12006

See Note 2

→ [Go to Question 10](#)

8. In the last 12 months, when you needed care right away, how often did you get care as soon as you thought you needed?

- 1  Never
- 2  Sometimes
- 3  Usually
- 4  Always
- 6  I didn't need care right away for an illness, injury or condition in the last 12 months

H12007

See Note 2

9. In the last 12 months, when you needed care right away for an illness, injury, or condition, how long did you usually have to wait between trying to get care and actually seeing a provider?

- 1  Same day
- 2  1 day
- 3  2 days
- 4  3 days
- 5  4-7 days
- 6  8-14 days
- 7  15 days or longer
- 6  I didn't need care right away for an illness, injury or condition in the last 12 months

H12008

See Note 2

10. In the last 12 months, not counting the times you needed health care right away, did you make any appointments for your health care at a doctor's office or clinic?

- 1  Yes
- 2  No

H12009

See Note 3

→ [Go to Question 13](#)

11. In the last 12 months, not counting times you needed care right away, how often did you get an appointment for your health care at a doctor's office or clinic as soon as you thought you needed?

- 1  Never
- 2  Sometimes
- 3  Usually
- 4  Always
- 6  I had no appointments in the last 12 months

H12010

See Note 3

12. In the last 12 months, not counting the times you needed health care right away, how many days did you usually have to wait between making an appointment and actually seeing a provider?

- 1  Same day
- 2  1 day
- 3  2-3 days
- 4  4-7 days
- 5  8-14 days
- 6  15-30 days
- 7  31 days or longer
- 6  I had no appointments in the last 12 months

H12011

See Note 3

13. In the last 12 months, how many times did you go to an emergency room to get care for yourself?

- 1  None
- 2  1
- 3  2
- 4  3
- 5  4
- 6  5 to 9
- 7  10 or more

H12012

14. In the last 12 months (not counting times you went to an emergency room), how many times did you go to a doctor's office or clinic to get health care for yourself?

- 1  None
- 2  1
- 3  2
- 4  3
- 5  4
- 6  5 to 9
- 7  10 or more

→ [Go to Question 20](#)

H12013

See Note 4

15. In the last 12 months, how often did you and a doctor or other health provider talk about specific things you could do to prevent illness?

- 1  Never
- 2  Sometimes
- 3  Usually
- 4  Always

H12014
See Note 4

16. Choices for your treatment or health care can include choices about medicine, surgery, or other treatment. In the last 12 months, did a doctor or other health provider tell you there was more than one choice for your treatment or health care?

- 1  Yes
- 2  No

H12015	See Notes 4 and 5
--------	-------------------

→ [Go to Question 19](#)

17. In the last 12 months, did a doctor or other health provider talk with you about the pros and cons of each choice for your treatment or health care?

- 1  Definitely yes
- 2  Somewhat yes
- 3  Somewhat no
- 4  Definitely no

H12016
See Notes 4 and 5

18. In the last 12 months, when there was more than one choice for your treatment or health care, did a doctor or other health provider ask which choice you thought was best for you?

- 1  Definitely yes
- 2  Somewhat yes
- 3  Somewhat no
- 4  Definitely no

H12017
See Notes 4 and 5

19. Using any number from 0 to 10, where 0 is the worst health care possible and 10 is the best health care possible, what number would you use to rate all your health care in the last 12 months?

- 0  0 Worst health care possible
- 1  1
- 2  2
- 3  3
- 4  4
- 5  5
- 6  6
- 7  7
- 8  8
- 9  9
- 10  10 Best health care possible
- 6  I had no visits in the last 12 months

H12018
See Note 4

## YOUR PERSONAL DOCTOR

20. A personal doctor is the one you would see if you need a checkup, want advice about a health problem, or get sick or hurt. Do you have a personal doctor?

- 1  Yes
- 2  No

H12019	See Note 6
--------	------------

→ [Go to Question 30](#)

21. In the last 12 months, how many times did you visit your personal doctor to get care for yourself?

- 0  None
- 1  1
- 2  2
- 3  3
- 4  4
- 5  5 to 9
- 6  10 or more

→ [Go to Question 28](#)

H12020
See Notes 6 and 7

22. In the last 12 months, how often did your personal doctor listen carefully to you?

- 1  Never
- 2  Sometimes
- 3  Usually
- 4  Always
- 6  I had no visits in the last 12 months

H12021
See Notes 6 and 7

23. In the last 12 months, how often did your personal doctor explain things in a way that was easy to understand?

- 1  Never
- 2  Sometimes
- 3  Usually
- 4  Always
- 6  I had no visits in the last 12 months

H12022
See Notes 6 and 7

24. In the last 12 months, how often did your personal doctor show respect for what you had to say?

- 1  Never
- 2  Sometimes
- 3  Usually
- 4  Always
- 6  I had no visits in the last 12 months

H12023
See Notes 6 and 7

25. In the last 12 months, how often did your personal doctor spend enough time with you?

- 1  Never
- 2  Sometimes
- 3  Usually
- 4  Always
- 6  I had no visits in the last 12 months

H12024
See Notes 6 and 7

26. In the last 12 months, did you get care from a doctor or other health provider besides your personal doctor?

- 1  Yes
- 2  No → [Go to Question 28](#)

H12025	See Notes 6, 7, and 8
--------	-----------------------

27. In the last 12 months, how often did your personal doctor seem informed and up-to-date about the care you got from these doctors or other health providers?

- 1  Never
- 2  Sometimes
- 3  Usually
- 4  Always

H12026
See Notes 6, 7, and 8

28. Using any number from 0 to 10, where 0 is the worst personal doctor possible and 10 is the best personal doctor possible, what number would you use to rate your personal doctor?

- 0  0 Worst personal doctor possible
- 1  1
- 2  2
- 3  3
- 4  4
- 5  5
- 6  6
- 7  7
- 8  8
- 9  9
- 10  10 Best personal doctor possible
- 6  I don't have a personal doctor

H12027
See Note 6

29. Did you have the same personal doctor or nurse before you joined this health plan?

- 1  Yes → [Go to Question 31](#)
- 2  No

S12009	See Notes 6 and 8_01
--------	----------------------

30. Since you joined your health plan, how much of a problem, if any, was it to get a personal doctor or nurse you are happy with?

- 1  A big problem
- 2  A small problem
- 3  Not a problem

S12010
See Note 8_01

### GETTING HEALTH CARE FROM A SPECIALIST

*When you answer the next questions, do not include dental visits or care you got when you stayed overnight in a hospital.*

31. Specialists are doctors like surgeons, heart doctors, allergy doctors, skin doctors, and other doctors who specialize in one area of health care.

In the last 12 months, did you try to make any appointments to see a specialist?

- 1  Yes
- 2  No → [Go to Question 35](#)

H12028	See Note 9
--------	------------

32. In the last 12 months, how often was it easy to get appointments with specialists?

- 1  Never
- 2  Sometimes
- 3  Usually
- 4  Always
- 6  I didn't need a specialist in the last 12 months

H12029
See Note 9

33. How many specialists have you seen in the last 12 months?

- 0  None → [Go to Question 35](#)
- 1  1 specialist
- 2  2
- 3  3
- 4  4
- 5  5 or more specialists

H12030
See Notes 9 and 10

34. We want to know your rating of the specialist you saw most often in the last 12 months. Using any number from 0 to 10, where 0 is the worst specialist possible and 10 is the best specialist possible, what number would you use to rate the specialist?

- 0 Worst specialist possible
- 1
- 2 H12031
- 3 See Notes 9 and 10
- 4
- 5
- 6
- 7
- 8
- 9
- 10 Best specialist possible
- 6 I didn't see a specialist in the last 12 months

35. In general, how would you rate your overall mental or emotional health?

- 1 Excellent S12B01
- 2 Very good
- 3 Good
- 4 Fair
- 5 Poor

36. In the last 12 months, did you need any treatment or counseling for a personal or family problem?

- 1 Yes S12B02 See Note10\_B1
- 2 No → [Go to Question 39](#)

37. In the last 12 months, how much of a problem, if any, was it to get the treatment or counseling you needed through your health plan?

- 1 A big problem S12B03
- 2 A small problem See Note10\_B1
- 3 Not a problem

38. Using any number from 0 to 10, where 0 is the worst treatment or counseling possible and 10 is the best treatment or counseling possible, what number would you use to rate your treatment or counseling in the last 12 months?

- 0 Worst treatment or counseling possible
- 1
- 2 S12B04
- 3 See Note10\_B1
- 4
- 5
- 6
- 7
- 8
- 9
- 10 Best treatment or counseling possible
- 6 I had no treatment or counseling in the last 12 months

39. Are you currently on active duty status?

- 1 Yes S12U01 See Note 10\_U1
- 2 No → [Go to Question 48](#)

40. Does your unit provide sick call?

- 1 Yes S12U02 See Notes 10\_U1 and 10\_U2
- 2 No → [Go to Question 43](#)

41. When you are sick or need advice about your health, do you usually go to sick call or someplace else?

- 1 Sick call S12U03 See Notes 10\_U1 and 10\_U2
- 2 Someplace else → [Go to Question 43](#)

42. When you are sick or need advice about your health and sick call is over, where do you usually go for health care?

- 1 A military facility S12U04
- 2 A civilian facility See Notes 10\_U1 and 10\_U2
- 3 I wait for sick call

*In questions 43 through 47, think about the place where you usually get health care.*

43. Do you have a choice of providers in the place where you usually get health care?

- 1 Yes S12U05
- 2 No See Note 10\_U1

44. Please indicate how strongly you agree with the following statement.

I am satisfied with the choice of providers in the place where I usually get care.

S12U06
See Note 10_U1

- 1  Strongly agree
- 2  Agree
- 3  Neither agree nor disagree
- 4  Disagree
- 5  Strongly disagree

45. In the last 12 months, when you visited the place where you usually get care, did you usually see the same provider at each visit?

S12U07
--------

- 1  Yes
- 2  No
- 6  I had no visits in the last 12 months

46. In the last 12 months, when you visited the place where you usually get care, how often were the providers knowledgeable about the details of your medical history?

S12U08
--------

- 1  Never
- 2  Sometimes
- 3  Usually
- 4  Always
- 6  I had no visits in the last 12 months

47. In the last 12 months, when you visited the place where you usually get care, how often were you able to get the tests or treatment you needed, or a referral for the tests or treatment you needed?

S12U09
--------

- 1  Never
- 2  Sometimes
- 3  Usually
- 4  Always
- 6  I had no visits in the last 12 months

**YOUR HEALTH PLAN**

The next questions ask about your experience with your health plan. By your health plan, we mean the health plan you marked in Question 4.

48. In the last 12 months, did you try to get any kind of care, tests, or treatment through your health plan?

- 1  Yes
- 2  No

H12032	See Note 11
--------	-------------

→ [Go to Question 50](#)

49. In the last 12 months, how often was it easy to get the care, tests, or treatment you thought you needed through your health plan?

H12033
See Note 11

- 1  Never
- 2  Sometimes
- 3  Usually
- 4  Always
- 6  I didn't need care, tests, or treatment through my health plan in the last 12 months

50. In the last 12 months, did you look for any information in written materials or on the Internet about how your health plan works?

H12034	See Note 12
--------	-------------

- 1  Yes
- 2  No

→ [Go to Question 52](#)

51. In the last 12 months, how often did the written material or the Internet provide the information you needed about how your plan works?

H12035
--------

- 1  Never
- 2  Sometimes
- 3  Usually
- 4  Always
- 6  I didn't look for information from my health plan in the last 12 months

52. Sometimes people need services or equipment beyond what is provided in a regular or routine office visit, such as care from a specialist, physical therapy, a hearing aid, or oxygen.

In the last 12 months, did you look for information from your health plan on how much you would have to pay for a health care service or equipment?

H12036	See Note 13
--------	-------------

- 1  Yes
- 2  No

→ [Go to Question 54](#)

53. In the last 12 months, how often were you able to find out from your health plan how much you would have to pay for a health care service or equipment?

H12037
--------

- 1  Never
- 2  Sometimes
- 3  Usually
- 4  Always
- 6  I didn't need a health care service or equipment from my health plan in the last 12 months

See Note 13
-------------

54. In some health plans, the amount you pay for a prescription medicine can be different for different medicines, or can be different for prescriptions filled by mail instead of at the pharmacy.

In the last 12 months, did you look for information from your health plan on how much you would have to pay for specific prescription medicines?

- 1  Yes H12038 See Note 14  
2  No → [Go to Question 56](#)

55. In the last 12 months, how often were you able to find out from your health plan how much you would have to pay for specific prescription medications?

- 1  Never H12039  
2  Sometimes See Note 14  
3  Usually  
4  Always  
-6  I didn't need prescription medications from my health plan in the last 12 months

56. In the last 12 months, did you try to get information or help from your health plan's customer service?

- 1  Yes H12040 See Note 15  
2  No → [Go to Question 59](#)

57. In the last 12 months, how often did your health plan's customer service give you the information or help you needed?

- H12041  
See Note 15  
1  Never  
2  Sometimes  
3  Usually  
4  Always  
-6  I didn't call my health plan's customer service in the last 12 months

58. In the last 12 months, how often did your health plan's customer service staff treat you with courtesy and respect?

- H12042  
See Note 15  
1  Never  
2  Sometimes  
3  Usually  
4  Always  
-6  I didn't call my health plan's customer service in the last 12 months

59. In the last 12 months, did your health plan give you any forms to fill out?

- 1  Yes H12043 See Note 16  
2  No → [Go to Question 61](#)

60. In the last 12 months, how often were the forms from your health plan easy to fill out?

- 1  Never H12044  
2  Sometimes See Note 16  
3  Usually  
4  Always  
-6  I didn't have any experiences with paperwork for my health plan in the last 12 months

61. Claims are sent to a health plan for payment. You may send in the claims yourself, or doctors, hospitals, or others may do this for you. In the last 12 months, did you or anyone else send in any claims to your health plan?

- 1  Yes H12045 See Note 17  
2  No → [Go to Question 64](#)  
-5  Don't know → [Go to Question 64](#)

62. In the last 12 months, how often did your health plan handle your claims quickly?

- H12046  
See Note 17  
1  Never  
2  Sometimes  
3  Usually  
4  Always  
-5  Don't know  
-6  No claims were sent for me in the last 12 months

63. In the last 12 months, how often did your health plan handle your claims correctly?

- H12047  
See Note 17  
1  Never  
2  Sometimes  
3  Usually  
4  Always  
-5  Don't know  
-6  No claims were sent for me in the last 12 months

64. Using any number from 0 to 10, where 0 is the worst health plan possible and 10 is the best health plan possible, what number would you use to rate your health plan?

- 0  0 Worst health plan possible
- 1  1
- 2  2
- 3  3
- 4  4
- 5  5
- 6  6
- 7  7
- 8  8
- 9  9
- 10  10 Best health plan possible

H12048

**RESERVISTS**

*The following questions concern health care coverage provided to reservists (National Guard and Reserves) and members of their immediate families. An immediate family member is a reservist's TRICARE eligible spouse or child.*

65. Are you or your spouse or parent a reservist who was on active duty for more than 30 consecutive days in support of contingency operations during the past 12 months (e.g., Operation New Dawn, Operation Iraqi Freedom, Noble Eagle/Enduring Freedom, Kosovo, Bosnia)?

- 1  Yes S12G18 See Note 17\_G1
- 2  No → [Go to Question 79](#)

66. Are you a reservist who was activated for contingency operations for more than 30 consecutive days during the past 12 months?

- 1  Yes, I am a reservist who is currently on active duty for a contingency operation S12G19 See Note 17\_G1
- 2  Yes, I am a reservist who has been on active duty for a contingency operation but was deactivated in the past 12 months
- 3  No, I am a reservist but I have not been on active duty for a contingency operation in the past 12 months
- 4  No, I am not a reservist

67. Is your spouse or parent a reservist who was activated for contingency operations for more than 30 consecutive days during the past 12 months?

- S12G23 See Note 17\_G1
- 1  Yes, my spouse or parent is a reservist currently on active duty for a contingency operation
- 2  Yes, my reservist spouse or parent had been on active duty for a contingency operation but was deactivated within the past 12 months
- 3  No, my spouse or parent is a reservist but has not been on active duty for a contingency operation within the past 12 months
- 4  No, my spouse or parent is not a reservist

68. Before becoming eligible for TRICARE Prime, Standard/Extra or transitional coverage due to your activation or your parent's or spouse's activation, were you covered by civilian health insurance?

- 1  Yes, through my own policy
  - 2  Yes, through the policy of a reservist spouse or parent
  - 3  Yes, through the policy of a non-reservist in my family
  - 4  No, I had no civilian coverage
- S12G27 See Note 17\_G1

69. Which of the following describes your current health care coverage?

- S12G28 See Notes 17\_G1 and 17\_G2
- 1  I use only TRICARE → [Go to Question 72](#)
- 2  I use both TRICARE and civilian coverage → [Go to Question 71](#)
- 3  I use only civilian coverage → [Go to Question 70](#)
- 4  Don't know → [Go to Question 71](#)

70. Why don't you use TRICARE?

- S12G29A-S12G29K
- MARK ALL THAT APPLY.** See Notes 17\_G1 and 17\_G2
- A  I have a greater choice of doctors with my civilian plan
  - B  I get better customer service with civilian plans
  - C  My personal doctor is not available to me through TRICARE
  - D  TRICARE benefits are poor compared to my civilian plan
  - E  It is easier for me to get care through my civilian plan
  - F  I pay less for civilian care than I would for TRICARE
  - G  There are no military facilities near me
  - H  I prefer civilian doctors
  - I  I prefer civilian hospitals
  - J  I am happy with my civilian plan and have no reason to change
  - K  Another reason



71. Do you or the policy-holder now pay all or part of the premium for your civilian health insurance? S12G30
- 1  Yes, we pay all
  - 3  Yes, we pay part See Notes 17\_G1 and 17\_G2
  - 2  No, we pay nothing
  - 5  Don't know

72. When you became eligible for TRICARE due to activation, how much of a problem was it to get information about your TRICARE benefits? S12G31
- 1  A big problem See Note 17\_G1
  - 2  A small problem
  - 3  Not a problem
  - 6  I did not try to get information about TRICARE

73. Is the doctor you consider your personal doctor a civilian? S12G32 See Notes 17\_G1 and 17\_G3
- 1  Yes
  - 2  No → [Go to Question 75](#)
  - 6  I do not have a personal doctor → [Go to Question 76](#)

74. Does your personal doctor accept TRICARE? S12G33
- 1  Yes
  - 2  No See Notes 17\_G1 and 17\_G3
  - 5  Don't know
  - 6  I do not have a personal doctor

75. Since you became eligible for TRICARE due to activation, how often was it easy to get appointments with your personal doctor? S12G34
- 1  Never
  - 2  Sometimes See Notes 17\_G1 and 17\_G3
  - 3  Usually
  - 4  Always
  - 6  I do not have a personal doctor

76. Since you became eligible for TRICARE due to activation, how often was it easy to get appointments with specialists? S12G35
- 1  Never
  - 2  Sometimes See Note 17\_G1
  - 3  Usually
  - 4  Always
  - 6  I didn't need a specialist

77. TRICARE Reserve Select (TRS) is a premium-based TRICARE health plan available for purchase by qualified members of the Selected Reserve. Are you aware of this program? S12G40 See Notes 17\_G1 and 17\_G4
- 1  Yes
  - 2  No → [Go to Question 79](#)

78. In the past 12 months, have you (or your sponsor) been eligible to purchase coverage under TRICARE Reserve Select? S12G41 See Notes 17\_G1 and 17\_G4
- 1  Yes
  - 2  No
  - 3  Don't know

## PREVENTIVE CARE

*Preventive care is medical care you receive that is intended to maintain your good health or prevent a future medical problem. A physical or blood pressure screening are examples of preventive care.*

79. When did you last have a blood pressure reading? H12049
- 3  Less than 12 months ago
  - 2  1 to 2 years ago
  - 1  More than 2 years ago

80. Do you know if your blood pressure is too high? H12050
- 1  Yes, it is too high
  - 2  No, it is not too high
  - 3  Don't know

81. When did you last have a cholesterol screening, that is, a test to determine the level of cholesterol in your blood? S12015
- 5  Less than 12 months ago
  - 4  1 to 2 years ago
  - 3  More than 2 but less than 5 years ago
  - 2  5 or more years ago
  - 1  Never had a cholesterol screening

82. When did you last have a flu shot? H12051
- 4  Less than 12 months ago
  - 3  1-2 years ago
  - 2  More than 2 years ago
  - 1  Never had a flu shot



83. Have you ever smoked at least 100 cigarettes in your entire life?

H12052

- 1  Yes
- 2  No
- 5  Don't know

84. Do you now smoke cigarettes or use tobacco every day, some days or not at all?

- 4  Every day → [Go to Question 85](#)
- 3  Some days → [Go to Question 85](#)
- 2  Not at all → [Go to Question 89](#)
- 5  Don't know → [Go to Question 89](#)

H12053

See Note 18

85. In the last 12 months, how often were you advised to quit smoking or using tobacco by a doctor or other health provider in your plan?

- 1  Never
- 2  Sometimes
- 3  Usually
- 4  Always

H12054

See Note 18

86. In the last 12 months, how often was medication recommended or discussed by a doctor or other health provider to assist you with quitting smoking or using tobacco? *Examples of medication are: nicotine gum, patch, nasal spray, inhaler, or prescription medication.*

- 1  Never
- 2  Sometimes
- 3  Usually
- 4  Always

H12055

See Note 18

87. In the last 12 months, how often did your doctor or other health provider discuss or provide methods and strategies other than medication to assist you with quitting smoking or using tobacco? *Examples of methods and strategies are: telephone helpline, individual or group counseling, or cessation program.*

- 1  Never
- 2  Sometimes
- 3  Usually
- 4  Always

H12056

See Note 18

88. On the days you smoke or use tobacco products, what type of product do you smoke or use?

H12057A-H12057D

**MARK ALL THAT APPLY.**

See Note 18

- A  Cigarettes
- B  Dip, chewing tobacco, snuff or snus
- C  Cigars
- D  Pipes, bidis, or kreteks (*Bidis are small, brown, hand-rolled cigarettes from India and other southeast Asian countries. Kreteks are clove cigarettes made in Indonesia that contain clove extract and tobacco.*)

89. Are you male or female?

- 1  Male
- 2  Female → [Go to Question 92](#)

H12058

See Note 19A\_Q3

90. A Prostate-Specific Antigen test, also called a PSA test, is a blood test used to check men for prostate cancer. Have you ever had a PSA test?

- 1  Yes
- 2  No → [Go to Question 98](#)
- 5  Don't know/Not sure → [Go to Question 98](#)

S12016

See Notes 19A\_Q3, 19B\_Q3, and 19\_01

91. How long has it been since you had your last PSA test?

- 6  Less than 12 months ago → [Go to Question 98](#)
- 5  1 to 2 years ago → [Go to Question 98](#)
- 4  More than 2 but less than 3 years ago → [Go to Question 98](#)
- 3  More than 3 but less than 5 years ago → [Go to Question 98](#)
- 2  5 or more years ago → [Go to Question 98](#)
- 1  Never had a PSA test → [Go to Question 98](#)

S12017

See Notes 19A\_Q3, 19B\_Q3, and 19\_01

92. When did you last have a Pap smear test?

- 6  Within the last 12 months
- 5  1 to 2 years ago
- 4  More than 2 but less than 3 years ago
- 3  More than 3 but less than 5 years ago
- 2  5 or more years ago
- 1  Never had a Pap smear test

H12059B

See Notes 19A\_Q3 and 19B\_Q3

93. Are you under age 40?

- 1  Yes → [Go to Question 95](#)
- 2  No

H12060

See Notes 19A\_Q3, 19B\_Q3, and 20

94. When was the last time your breasts were checked by mammography?

- 5  Within the last 12 months
- 4  1 to 2 years ago
- 3  More than 2 years ago but less than 5 years ago
- 2  5 or more years ago
- 1  Never had a mammogram

H12061 See Notes 19A\_Q3, 19B\_Q3, and 20

95. Have you been pregnant in the last 12 months or are you pregnant now?

- 1  Yes, I am currently pregnant → [Go to Question 96](#)
- 2  No, I am not currently pregnant, but have been pregnant in the past 12 months → [Go to Question 97](#)
- 3  No, I am not currently pregnant, and have not been pregnant in the past 12 months → [Go to Question 98](#)

H12062 See Notes 19A\_Q3, 19B\_Q3, and 21

96. In what trimester is your pregnancy?

- 1  First trimester (up to 12 weeks after 1<sup>st</sup> day of last period) → [Go to Question 98](#)
- 2  Second trimester (13<sup>th</sup> through 27<sup>th</sup> week)
- 3  Third trimester (28<sup>th</sup> week until delivery)

H12063 See Notes 19A\_Q3, 19B\_Q3, and 21

97. In which trimester did you first receive prenatal care?

- 4  First trimester (up to 12 weeks after 1<sup>st</sup> day of last period)
- 3  Second trimester (13<sup>th</sup> through 27<sup>th</sup> week)
- 2  Third trimester (28<sup>th</sup> week until delivery)
- 1  Did not receive prenatal care

H12064 See Notes 19A\_Q3, 19B\_Q3, and 21

**ABOUT YOU**

98. In general, how would you rate your overall health?

- 5  Excellent
- 4  Very good
- 3  Good
- 2  Fair
- 1  Poor

H12065

99. Are you limited in any way in any activities because of any impairment or health problem?

- 1  Yes
- 2  No

H12066

100. In the last 12 months, have you seen a doctor or other health provider 3 or more times for the same condition or problem?

H12067 See Note 22

- 1  Yes
- 2  No → [Go to Question 102](#)

101. Is this a condition or problem that has lasted for at least 3 months? Do not include pregnancy or menopause.

H12068 See Note 22

- 1  Yes
- 2  No

102. Do you now need or take medicine prescribed by a doctor? Do not include birth control.

H12069 See Note 23

- 1  Yes
- 2  No → [Go to Question 104](#)

103. Is this medicine to treat a condition that has lasted for at least 3 months? Do not include pregnancy or menopause.

H12070 See Note 23

- 1  Yes
- 2  No

104. Have you ever had any experience that was so frightening, horrible, or upsetting that, in the past month...

MARK "YES" OR "NO" FOR EACH.

S12B23-S12B26

	YES	NO
a. You have had nightmares about it or thought about it when you did not want to?	<input type="checkbox"/>	<input type="checkbox"/>
b. You tried hard not to think about it or went out of your way to avoid situations that reminded you of it?	<input type="checkbox"/>	<input type="checkbox"/>
c. You have been constantly on guard, watchful, or easily startled?	<input type="checkbox"/>	<input type="checkbox"/>
d. You felt numb or detached from others, activities, or your surroundings?	<input type="checkbox"/>	<input type="checkbox"/>

105. How tall are you without your shoes on?

Please give your answer in feet and inches.

H12071F, H12071I

Example:

Height	
Feet	Inches
<u>5</u>	<u>6</u>
<input type="checkbox"/> 1	<input type="checkbox"/> 0
<input type="checkbox"/> 2	<input type="checkbox"/> 1
<input type="checkbox"/> 3	<input type="checkbox"/> 2
<input type="checkbox"/> 4	<input type="checkbox"/> 3
<input checked="" type="checkbox"/> 5	<input type="checkbox"/> 4
<input type="checkbox"/> 6	<input type="checkbox"/> 5
<input type="checkbox"/> 7	<input checked="" type="checkbox"/> 6
	<input type="checkbox"/> 7
	<input type="checkbox"/> 8
	<input type="checkbox"/> 9
	<input type="checkbox"/> 10
	<input type="checkbox"/> 11

Your answer:

Height	
Feet	Inches
<input type="checkbox"/> 1	<input type="checkbox"/> 0
<input type="checkbox"/> 2	<input type="checkbox"/> 1
<input type="checkbox"/> 3	<input type="checkbox"/> 2
<input type="checkbox"/> 4	<input type="checkbox"/> 3
<input type="checkbox"/> 5	<input type="checkbox"/> 4
<input type="checkbox"/> 6	<input type="checkbox"/> 5
<input type="checkbox"/> 7	<input type="checkbox"/> 6
	<input type="checkbox"/> 7
	<input type="checkbox"/> 8
	<input type="checkbox"/> 9
	<input type="checkbox"/> 10
	<input type="checkbox"/> 11

106. How much do you weigh without your shoes on?

Please give your answer in pounds.

H12072

Example:

Weight		
Pounds		
<u>1</u>	<u>6</u>	<u>0</u>
<input type="checkbox"/> 0	<input type="checkbox"/> 0	<input checked="" type="checkbox"/> 0
<input checked="" type="checkbox"/> 1	<input type="checkbox"/> 1	<input type="checkbox"/> 1
<input type="checkbox"/> 2	<input type="checkbox"/> 2	<input type="checkbox"/> 2
<input type="checkbox"/> 3	<input type="checkbox"/> 3	<input type="checkbox"/> 3
	<input type="checkbox"/> 4	<input type="checkbox"/> 4
	<input type="checkbox"/> 5	<input type="checkbox"/> 5
	<input checked="" type="checkbox"/> 6	<input type="checkbox"/> 6
	<input type="checkbox"/> 7	<input type="checkbox"/> 7
	<input type="checkbox"/> 8	<input type="checkbox"/> 8
	<input type="checkbox"/> 9	<input type="checkbox"/> 9

Your answer:

Weight		
Pounds		
<input type="checkbox"/> 0	<input type="checkbox"/> 0	<input type="checkbox"/> 0
<input type="checkbox"/> 1	<input type="checkbox"/> 1	<input type="checkbox"/> 1
<input type="checkbox"/> 2	<input type="checkbox"/> 2	<input type="checkbox"/> 2
<input type="checkbox"/> 3	<input type="checkbox"/> 3	<input type="checkbox"/> 3
	<input type="checkbox"/> 4	<input type="checkbox"/> 4
	<input type="checkbox"/> 5	<input type="checkbox"/> 5
	<input type="checkbox"/> 6	<input type="checkbox"/> 6
	<input type="checkbox"/> 7	<input type="checkbox"/> 7
	<input type="checkbox"/> 8	<input type="checkbox"/> 8
	<input type="checkbox"/> 9	<input type="checkbox"/> 9

107. What is the highest grade or level of school that you have completed?

SREDA

- 1  8th grade or less
- 2  Some high school, but did not graduate
- 3  High school graduate or GED
- 4  Some college or 2-year degree
- 5  4-year college graduate
- 6  More than 4-year college degree

108. Are you of Hispanic or Latino origin or descent?

(Mark "NO" if not Spanish/Hispanic/Latino.)

- A  No, not Spanish, Hispanic, or Latino
- B  Yes, Mexican, Mexican American, Chicano
- C  Yes, Puerto Rican
- D  Yes, Cuban
- E  Yes, other Spanish, Hispanic, or Latino

H12073A-H12073E, H12073

See Note 24

109. What is your race?

(Mark ONE OR MORE races to indicate what you consider yourself to be.)

SRRACEA-SRRACEE

- A  White
- B  Black or African American
- C  American Indian or Alaska Native
- D  Asian (e.g., Asian Indian, Chinese, Filipino, Japanese, Korean, Vietnamese)
- E  Native Hawaiian or other Pacific Islander (e.g., Samoan, Guamanian, or Chamorro)

110. What is your age now?

- 1  18 to 24
- 2  25 to 34
- 3  35 to 44
- 4  45 to 54
- 5  55 to 64
- 6  65 to 74
- 7  75 or older

SRAGE

111. Are you currently covered by Medicare?

- 1  Yes
- 2  No → [Go to Question 117](#)
- 5  Don't know → [Go to Question 117](#)

H12074

See Note 25

112. Currently, are you covered by Medicare Part A? *Medicare is the federal health insurance program for people aged 65 or older and for certain persons with disabilities. Medicare Part A helps pay for inpatient hospital care.*

- 1  Yes, I am now covered by Medicare Part A
- 2  No, I am not covered by Medicare Part A

H12075

See Note 25

113. Currently, are you covered by Medicare Part B? *Medicare is the federal health insurance program for people aged 65 or older and for certain persons with disabilities. Medicare Part B helps pay for doctor's services, outpatient hospital services, and certain other services.*

H12076	See Note 25
--------	-------------

- 1  Yes, I am now covered by Medicare Part B
- 2  No, I am not covered by Medicare Part B

114. Medicare Advantage is the new name for Medicare Plus Choice plans. Are you enrolled in a Medicare Advantage plan? *This plan is also sometimes known as Medicare Part C.*

H12077	See Note 25
--------	-------------

- 1  Yes
- 2  No
- 5  Don't know

115. Currently, are you covered by Medicare supplemental insurance? *Medicare supplemental insurance, also called Medigap or MediSup, is usually obtained from private insurance companies and covers some of the costs not paid for by Medicare.*

H12078	See Note 25
--------	-------------

- 1  Yes, I am now covered by Medicare supplemental insurance
- 2  No, I am not covered by Medicare supplemental insurance

116. Are you enrolled in Medicare Part D, also known as the Medicare Prescription Drug Plan?

H12079	See Note 25
--------	-------------

- 1  Yes
- 2  No
- 5  Don't know

117. Using a scale of 1 to 5, with 1 being "strongly disagree" and 5 being "strongly agree", how much do you agree with the following statement: In general, I am able to see my provider(s) when needed?

S12011
--------

- 1  1 Strongly disagree
- 2  2 Disagree
- 3  3 Neither agree nor disagree
- 4  4 Agree
- 5  5 Strongly agree

118. Using a scale of 1 to 5, with 1 being "completely dissatisfied" and 5 being "completely satisfied", how satisfied are you, overall, with the health care you received during your last visit?

S12014
--------

- 1  1 Completely dissatisfied
- 2  2 Somewhat dissatisfied
- 3  3 Neither satisfied nor dissatisfied
- 4  4 Somewhat satisfied
- 5  5 Completely satisfied

**THANK YOU FOR TAKING THE TIME TO COMPLETE THE SURVEY!** Your generous contribution will greatly aid efforts to improve the health of our military community.

**Return your survey in the postage-paid envelope.** If the envelope is missing, please send to:

Office of the Assistant Secretary of Defense (Health Affairs)  
TMA/HPAE  
c/o Synovate Survey Processing Center  
PO Box 5030  
Chicago, IL 60680-4138

**APPENDIX A**

**ANNOTATED QUESTIONNAIRE 4 – QUARTER III**

***PAGE IS INTENTIONALLY LEFT BLANK TO ALLOW FOR DOUBLE-SIDED COPYING***



# Health Care Survey of DoD Beneficiaries

**A world-wide survey of beneficiaries eligible for health care coverage through the military health system**

**April 2012**

According to the Privacy Act of 1974 (5 U.S.C. §552a), the Department of Defense is required to inform you of the purposes and use of this survey. Please read it carefully.

**Authority:** 10 U.S.C. §1074 (Medical and Dental Care for Members and Certain Former Members, as amended by National Defense Authorization Act of 1993, Public Law 102-484, §706); 10 U.S.C. §1074f (Medical Tracking System for Members Deployed Overseas); 32 C.F.R. §199.17 (TRICARE Program); 45 C.F.R. Part 160 Subparts A and E of Part 164 (Health Insurance Portability and Accountability Act of 1996, Privacy Rule); DoD 6025.18-R (Department of Defense Health Information Privacy Regulation); DoD 6025.13-R (Military Health System Clinical Quality Assurance Program Regulation); 64 FR 22837 (DHA 08 – Health Affairs Survey Data Base, April 28, 1999); and, E.O. 9397 (as amended, November 20, 2008, for SSN collection).

**Purpose:** This survey helps health policy makers gauge beneficiary satisfaction with the current military health care system and provides valuable input from beneficiaries that will be used to improve the Military Health System.

**Routine Uses:** None.

**Disclosure:** Participation is voluntary. Failure to respond will not result in any penalty to the respondent. However, maximum participation is encouraged so that data will be as complete and representative as possible.

## YOUR PRIVACY

*Your participation in this survey effort is very important. Your responses are confidential and your participation is voluntary. The number on the back of this survey is ONLY used to let us know if you returned your survey so we don't have to send you reminders.*

This is your opportunity to tell officials of your opinions and experiences with the current military health care system. It is also an opportunity to provide feedback and identify areas where improvements are needed.

*The survey processing center removes all identifying information before sending the results to the Department of Defense.*

*Your information is grouped with others and no individual information is shared. Only group statistics will be compiled and reported. No information about you as an individual will be disclosed.*

## SURVEY INSTRUCTIONS

Answer all the questions by marking an "X" in the box to the left of your answer. You are sometimes told to skip over some questions in this survey. When this happens you will see an arrow with a note that tells you what question to answer next, like this:

- Yes → ***Go to Question 12***  
 No

Please return the completed questionnaire in the enclosed postage-paid envelope within **seven days**. If the envelope is missing, please send to:

Office of the Assistant Secretary of Defense (Health Affairs)  
 TMA/HPAE  
 c/o Synovate Survey Processing Center  
 PO Box 5030  
 Chicago, IL 60680-4138

**SURVEY STARTS HERE**

*As an eligible TRICARE beneficiary, please complete this survey even if you did not receive your health care from a military facility.*

*Please recognize that some specific questions about TRICARE benefits may not apply to you, depending on your entitlement and particular TRICARE program.*

*This survey is about the health care of the person whose name appears on the cover letter. The questionnaire should be completed by that person. If you are not the addressee, please give this survey to that person.*

1. Are you the person whose name appears on the cover letter?

H12001

- 1  Yes → [Go to Question 2](#)
- 2  No → Please give this questionnaire to the person addressed on the cover letter.

2. By which of the following health plans are you currently covered?

H12002A-H12002U

**MARK ALL THAT APPLY.**

**Military Health Plans**

- A  TRICARE Prime *(including TRICARE Prime Remote and TRICARE Overseas)*
- C  TRICARE Extra or Standard (CHAMPUS)
- N  TRICARE Plus
- O  TRICARE for Life
- P  TRICARE Supplemental Insurance
- Q  TRICARE Reserve Select
- S  TRICARE Retired Reserve
- T  TRICARE Young Adult
- U  Continued Health Care Benefit Program (CHCBP) *(a COBRA-like premium-based health care program)*

**Other Health Plans**

- F  Medicare
- G  Federal Employees Health Benefit Program (FEHBP)
- H  Medicaid
- I  A civilian HMO *(such as Kaiser)*
- J  Other civilian health insurance *(such as Blue Cross)*
- K  Uniformed Services Family Health Plan (USFHP)
- M  The Veterans Administration (VA)
- R  Government health insurance from a country other than the US
- L  Not sure

3. Which health plan did you use for all or most of your health care in the last 12 months?

H12003

See Note 1

**MARK ONLY ONE ANSWER.**

- 1  TRICARE Prime *(including TRICARE Prime Remote and TRICARE Overseas)*
- 3  TRICARE Extra or Standard (CHAMPUS)
- 11  TRICARE Plus
- 12  TRICARE Reserve Select
- 14  TRICARE Retired Reserve
- 15  TRICARE Young Adult
- 16  Continued Health Care Benefit Program (CHCBP) *(a COBRA-like premium-based health care program)*
- 4  Medicare *(may include TRICARE for Life)*
- 5  Federal Employees Health Benefit Program (FEHBP)
- 6  Medicaid
- 7  A civilian HMO *(such as Kaiser)*
- 8  Other civilian health insurance *(such as Blue Cross)*
- 9  Uniformed Services Family Health Plan (USFHP)
- 10  The Veterans Administration (VA)
- 13  Government health insurance from a country other than the US
- 5  Not sure
- 6  Did not use any health plan in the last 12 months → [Go to Question 5](#)

*For the remainder of this questionnaire, the term health plan refers to the plan you indicated in Question 3.*

4. How many months or years in a row have you been in this health plan?

H12004

See Note 1

- 1  Less than 6 months
- 2  6 up to 12 months
- 3  12 up to 24 months
- 4  2 up to 5 years
- 5  5 up to 10 years
- 6  10 or more years

**YOUR HEALTH CARE IN THE LAST 12 MONTHS**

*These questions ask about your own health care. Do not include care you got when you stayed overnight in a hospital. Do not include the times you went for dental care visits.*

5. In the last 12 months, where did you go most often for your health care?

H12005

**MARK ONLY ONE ANSWER.**

- 1  A military facility – This includes: Military clinic, Military hospital, PRIMUS clinic, NAVCARE clinic
- 2  A civilian facility – This includes: Doctor's office, Clinic, Hospital, Civilian TRICARE contractor
- 3  Uniformed Services Family Health Plan facility (USFHP)
- 4  Veterans Affairs (VA) clinic or hospital
- 5  I went to none of the listed types of facilities in the last 12 months



6. In the last 12 months, did you have an illness, injury, or condition that needed care right away in a clinic, emergency room, or doctor's office?

- 1  Yes
- 2  No



[Go to Question 9](#)

H12006

See Note 2

7. In the last 12 months, when you needed care right away, how often did you get care as soon as you thought you needed?

- 1  Never
- 2  Sometimes
- 3  Usually
- 4  Always
- 6  I didn't need care right away for an illness, injury or condition in the last 12 months

H12007

See Note 2

8. In the last 12 months, when you needed care right away for an illness, injury, or condition, how long did you usually have to wait between trying to get care and actually seeing a provider?

- 1  Same day
- 2  1 day
- 3  2 days
- 4  3 days
- 5  4-7 days
- 6  8-14 days
- 7  15 days or longer
- 6  I didn't need care right away for an illness, injury or condition in the last 12 months

H12008

See Note 2

9. In the last 12 months, not counting the times you needed health care right away, did you make any appointments for your health care at a doctor's office or clinic?

- 1  Yes
- 2  No



[Go to Question 12](#)

H12009

See Note 3

10. In the last 12 months, not counting times you needed care right away, how often did you get an appointment for your health care at a doctor's office or clinic as soon as you thought you needed?

- 1  Never
- 2  Sometimes
- 3  Usually
- 4  Always
- 6  I had no appointments in the last 12 months

H12010

See Note 3

11. In the last 12 months, not counting the times you needed health care right away, how many days did you usually have to wait between making an appointment and actually seeing a provider?

- 1  Same day
- 2  1 day
- 3  2-3 days
- 4  4-7 days
- 5  8-14 days
- 6  15-30 days
- 7  31 days or longer
- 6  I had no appointments in the last 12 months

H12011

See Note 3

12. In the last 12 months, how many times did you go to an emergency room to get care for yourself?

- 1  None
- 2  1
- 3  2
- 4  3
- 5  4
- 6  5 to 9
- 7  10 or more

H12012

13. In the last 12 months (not counting times you went to an emergency room), how many times did you go to a doctor's office or clinic to get health care for yourself?

- 1  None
- 2  1
- 3  2
- 4  3
- 5  4
- 6  5 to 9
- 7  10 or more



[Go to Question 19](#)

H12013

See Note 4

14. In the last 12 months, how often did you and a doctor or other health provider talk about specific things you could do to prevent illness?

- 1  Never
- 2  Sometimes
- 3  Usually
- 4  Always

H12014

See Note 4

15. Choices for your treatment or health care can include choices about medicine, surgery, or other treatment. In the last 12 months, did a doctor or other health provider tell you there was more than one choice for your treatment or health care?

- 1  Yes
- 2  No



H12015

See Notes 4 and 5

[Go to Question 18](#)

16. In the last 12 months, did a doctor or other health provider talk with you about the pros and cons of each choice for your treatment or health care?

- 1  Definitely yes
- 2  Somewhat yes
- 3  Somewhat no
- 4  Definitely no

H12016
See Notes 4 and 5

17. In the last 12 months, when there was more than one choice for your treatment or health care, did a doctor or other health provider ask which choice you thought was best for you?

- 1  Definitely yes
- 2  Somewhat yes
- 3  Somewhat no
- 4  Definitely no

H12017
See Notes 4 and 5

18. Using any number from 0 to 10, where 0 is the worst health care possible and 10 is the best health care possible, what number would you use to rate all your health care in the last 12 months?

- 0  0 Worst health care possible
- 1  1
- 2  2
- 3  3
- 4  4
- 5  5
- 6  6
- 7  7
- 8  8
- 9  9
- 10  10 Best health care possible
- 6  I had no visits in the last 12 months

H12018
See Note 4

**YOUR PERSONAL DOCTOR**

19. A personal doctor is the one you would see if you need a checkup, want advice about a health problem, or get sick or hurt. Do you have a personal doctor?

- 1  Yes
- 2  No

H12019	See Note 6
→ Go to Question 29	

20. In the last 12 months, how many times did you visit your personal doctor to get care for yourself?

- 0  None → Go to Question 27
- 1  1
- 2  2
- 3  3
- 4  4
- 5  5 to 9
- 6  10 or more

H12020
See Notes 6 and 7

21. In the last 12 months, how often did your personal doctor listen carefully to you?

- 1  Never
- 2  Sometimes
- 3  Usually
- 4  Always
- 6  I had no visits in the last 12 months

H12021
See Notes 6 and 7

22. In the last 12 months, how often did your personal doctor explain things in a way that was easy to understand?

- 1  Never
- 2  Sometimes
- 3  Usually
- 4  Always
- 6  I had no visits in the last 12 months

H12022
See Notes 6 and 7

23. In the last 12 months, how often did your personal doctor show respect for what you had to say?

- 1  Never
- 2  Sometimes
- 3  Usually
- 4  Always
- 6  I had no visits in the last 12 months

H12023
See Notes 6 and 7

24. In the last 12 months, how often did your personal doctor spend enough time with you?

- 1  Never
- 2  Sometimes
- 3  Usually
- 4  Always
- 6  I had no visits in the last 12 months

H12024
See Notes 6 and 7

25. In the last 12 months, did you get care from a doctor or other health provider besides your personal doctor?

- 1  Yes
- 2  No

H12025	See Notes 6, 7, and 8
→ Go to Question 27	

26. In the last 12 months, how often did your personal doctor seem informed and up-to-date about the care you got from these doctors or other health providers?

- 1  Never
- 2  Sometimes
- 3  Usually
- 4  Always

H12026
See Notes 6, 7, and 8

27. Using any number from 0 to 10, where 0 is the worst personal doctor possible and 10 is the best personal doctor possible, what number would you use to rate your personal doctor?

- 0  0 Worst personal doctor possible
- 1  1
- 2  2 H12027
- 3  3 See Note 6
- 4  4
- 5  5
- 6  6
- 7  7
- 8  8
- 9  9
- 10  10 Best personal doctor possible
- 6  I don't have a personal doctor

28. Did you have the same personal doctor or nurse before you joined this health plan?

- 1  Yes → [Go to Question 30](#)
- 2  No S12009 See Notes 6 and 8\_01

29. Since you joined your health plan, how much of a problem, if any, was it to get a personal doctor or nurse you are happy with?

- 1  A big problem S12010
- 2  A small problem See Note 8\_01
- 3  Not a problem

**GETTING HEALTH CARE FROM A SPECIALIST**

*When you answer the next questions, do not include dental visits or care you got when you stayed overnight in a hospital.*

30. Specialists are doctors like surgeons, heart doctors, allergy doctors, skin doctors, and other doctors who specialize in one area of health care.

In the last 12 months, did you try to make any appointments to see a specialist?

- 1  Yes H12028 See Note 9
- 2  No → [Go to Question 34](#)

31. In the last 12 months, how often was it easy to get appointments with specialists?

- 1  Never H12029
- 2  Sometimes See Note 9
- 3  Usually
- 4  Always
- 6  I didn't need a specialist in the last 12 months

32. How many specialists have you seen in the last 12 months?

- 0  None → [Go to Question 34](#)
- 1  1 specialist H12030
- 2  2
- 3  3 See Notes 9 and 10
- 4  4
- 5  5 or more specialists

33. We want to know your rating of the specialist you saw most often in the last 12 months. Using any number from 0 to 10, where 0 is the worst specialist possible and 10 is the best specialist possible, what number would you use to rate the specialist?

- 0  0 Worst specialist possible
- 1  1
- 2  2 H12031
- 3  3 See Notes 9 and 10
- 4  4
- 5  5
- 6  6
- 7  7
- 8  8
- 9  9
- 10  10 Best specialist possible
- 6  I didn't see a specialist in the last 12 months

34. In general, how would you rate your overall mental or emotional health?

- 1  Excellent S12B01
- 2  Very good
- 3  Good
- 4  Fair
- 5  Poor

35. In the last 12 months, did you need any treatment or counseling for a personal or family problem?

- 1  Yes S12B02 See Note 10\_B1
- 2  No → [Go to Question 38](#)

36. In the last 12 months, how much of a problem, if any, was it to get the treatment or counseling you needed through your health plan?

- 1  A big problem S12B03
- 2  A small problem See Note 10\_B1
- 3  Not a problem

37. Using any number from 0 to 10, where 0 is the worst treatment or counseling possible and 10 is the best treatment or counseling possible, what number would you use to rate your treatment or counseling in the last 12 months?
- 0  0 Worst treatment or counseling possible
  - 1  1
  - 2  2
  - 3  3
  - 4  4
  - 5  5
  - 6  6
  - 7  7
  - 8  8
  - 9  9
  - 10  10 Best treatment or counseling possible
  - 6  I had no treatment or counseling in the last 12 months

S12B04
See Note 10_B1

**YOUR HEALTH PLAN**

The next questions ask about your experience with your health plan. By your health plan, we mean the health plan you marked in Question 3.

38. In the last 12 months, did you try to get any kind of care, tests, or treatment through your health plan?
- 1  Yes
  - 2  No
39. In the last 12 months, how often was it easy to get the care, tests, or treatment you thought you needed through your health plan?
- 1  Never
  - 2  Sometimes
  - 3  Usually
  - 4  Always
  - 6  I didn't need care, tests, or treatment through my health plan in the last 12 months
40. In the last 12 months, did you look for any information in written materials or on the Internet about how your health plan works?
- 1  Yes
  - 2  No

H12032	See Note 11
--------	-------------

H12033
See Note 11

H12034	See Note 12
--------	-------------

41. In the last 12 months, how often did the written material or the Internet provide the information you needed about how your plan works?
- 1  Never
  - 2  Sometimes
  - 3  Usually
  - 4  Always
  - 6  I didn't look for information from my health plan in the last 12 months
42. Sometimes people need services or equipment beyond what is provided in a regular or routine office visit, such as care from a specialist, physical therapy, a hearing aid, or oxygen. In the last 12 months, did you look for information from your health plan on how much you would have to pay for a health care service or equipment?
- 1  Yes
  - 2  No
43. In the last 12 months, how often were you able to find out from your health plan how much you would have to pay for a health care service or equipment?
- 1  Never
  - 2  Sometimes
  - 3  Usually
  - 4  Always
  - 6  I didn't need a health care service or equipment from my health plan in the last 12 months
44. In some health plans, the amount you pay for a prescription medicine can be different for different medicines, or can be different for prescriptions filled by mail instead of at the pharmacy. In the last 12 months, did you look for information from your health plan on how much you would have to pay for specific prescription medicines?
- 1  Yes
  - 2  No
45. In the last 12 months, how often were you able to find out from your health plan how much you would have to pay for specific prescription medications?
- 1  Never
  - 2  Sometimes
  - 3  Usually
  - 4  Always
  - 6  I didn't need prescription medications from my health plan in the last 12 months

H12035
See Note 12

H12036	See Note 13
--------	-------------

H12037
See Note 13

H12038	See Note 14
--------	-------------

H12039
See Note 14

46. In the last 12 months, did you try to get information or help from your health plan's customer service?

- 1  Yes H12040 See Note 15  
2  No → [Go to Question 49](#)

47. In the last 12 months, how often did your health plan's customer service give you the information or help you needed?

- 1  Never H12041  
2  Sometimes See Note 15  
3  Usually  
4  Always  
-6  I didn't call my health plan's customer service in the last 12 months

48. In the last 12 months, how often did your health plan's customer service staff treat you with courtesy and respect?

- 1  Never H12042  
2  Sometimes See Note 15  
3  Usually  
4  Always  
-6  I didn't call my health plan's customer service in the last 12 months

49. In the last 12 months, did your health plan give you any forms to fill out?

- 1  Yes H12043 See Note 16  
2  No → [Go to Question 51](#)

50. In the last 12 months, how often were the forms from your health plan easy to fill out?

- 1  Never H12044  
2  Sometimes See Note 16  
3  Usually  
4  Always  
-6  I didn't have any experiences with paperwork for my health plan in the last 12 months

51. Claims are sent to a health plan for payment. You may send in the claims yourself, or doctors, hospitals, or others may do this for you. In the last 12 months, did you or anyone else send in any claims to your health plan?

- 1  Yes H12045 See Note 17  
2  No → [Go to Question 54](#)  
-5  Don't know → [Go to Question 54](#)

52. In the last 12 months, how often did your health plan handle your claims quickly?

- 1  Never H12046  
2  Sometimes See Note 17  
3  Usually  
4  Always  
-5  Don't know  
-6  No claims were sent for me in the last 12 months

53. In the last 12 months, how often did your health plan handle your claims correctly?

- 1  Never H12047  
2  Sometimes See Note 17  
3  Usually  
4  Always  
-5  Don't know  
-6  No claims were sent for me in the last 12 months

54. Using any number from 0 to 10, where 0 is the worst health plan possible and 10 is the best health plan possible, what number would you use to rate your health plan?

- 0  0 Worst health plan possible  
1  1  
2  2 H12048  
3  3  
4  4  
5  5  
6  6  
7  7  
8  8  
9  9  
10  10 Best health plan possible

## RESERVISTS

*The following questions concern health care coverage provided to reservists (National Guard and Reserves) and members of their immediate families. An immediate family member is a reservist's TRICARE eligible spouse or child.*

55. Are you or your spouse or parent a reservist who was on active duty for more than 30 consecutive days in support of contingency operations during the past 12 months (e.g., Operation New Dawn, Operation Iraqi Freedom, Noble Eagle/Enduring Freedom, Kosovo, Bosnia)?

- 1  Yes S12G18 See Note 17\_G1  
2  No → [Go to Question 69](#)

56. Are you a reservist who was activated for contingency operations for more than 30 consecutive days during the past 12 months?

S12G19

See Note 17\_G1

- 1  Yes, I am a reservist who is currently on active duty for a contingency operation
- 2  Yes, I am a reservist who has been on active duty for a contingency operation but was deactivated in the past 12 months
- 3  No, I am a reservist but I have not been on active duty for a contingency operation in the past 12 months
- 4  No, I am not a reservist

57. Is your spouse or parent a reservist who was activated for contingency operations for more than 30 consecutive days during the past 12 months?

S12G23

See Note 17\_G1

- 1  Yes, my spouse or parent is a reservist currently on active duty for a contingency operation
- 2  Yes, my reservist spouse or parent had been on active duty for a contingency operation but was deactivated within the past 12 months
- 3  No, my spouse or parent is a reservist but has not been on active duty for a contingency operation within the past 12 months
- 4  No, my spouse or parent is not a reservist

58. Before becoming eligible for TRICARE Prime, Standard/Extra or transitional coverage due to your activation or your parent's or spouse's activation, were you covered by civilian health insurance?

S12G27

See Note 17\_G1

- 1  Yes, through my own policy
- 2  Yes, through the policy of a reservist spouse or parent
- 3  Yes, through the policy of a non-reservist in my family
- 4  No, I had no civilian coverage

59. Which of the following describes your current health care coverage?

S12G28

See Notes 17\_G1 and 17\_G2

- 1  I use only TRICARE → [Go to Question 62](#)
- 2  I use both TRICARE and civilian coverage → [Go to Question 61](#)
- 3  I use only civilian coverage → [Go to Question 60](#)
- 5  Don't know → [Go to Question 61](#)

60. Why don't you use TRICARE?

S12G29A-S12G29K

MARK ALL THAT APPLY.

See Notes 17\_G1 and 17\_G2

- A  I have a greater choice of doctors with my civilian plan
- B  I get better customer service with civilian plans
- C  My personal doctor is not available to me through TRICARE
- D  TRICARE benefits are poor compared to my civilian plan
- E  It is easier for me to get care through my civilian plan
- F  I pay less for civilian care than I would for TRICARE
- G  There are no military facilities near me
- H  I prefer civilian doctors
- I  I prefer civilian hospitals
- J  I am happy with my civilian plan and have no reason to change
- K  Another reason

61. Do you or the policy-holder now pay all or part of the premium for your civilian health insurance?

- 1  Yes, we pay all
- 3  Yes, we pay part
- 2  No, we pay nothing
- 5  Don't know

S12G30

See Notes 17\_G1 and 17\_G2

62. When you became eligible for TRICARE due to activation, how much of a problem was it to get information about your TRICARE benefits?

- 1  A big problem
- 2  A small problem
- 3  Not a problem
- 6  I did not try to get information about TRICARE

S12G31

See Note 17\_G1

63. Is the doctor you consider your personal doctor a civilian?

- 1  Yes
- 2  No → [Go to Question 65](#)
- 6  I do not have a personal doctor → [Go to Question 66](#)

S12G32

See Notes 17\_G1 and 17\_G3

64. Does your personal doctor accept TRICARE?

- 1  Yes
- 2  No
- 5  Don't know
- 6  I do not have a personal doctor

S12G33

See Notes 17\_G1 and 17\_G3

65. Since you became eligible for TRICARE due to activation, how often was it easy to get appointments with your personal doctor?

- 1  Never S12G34
- 2  Sometimes See Notes 17\_G1 and 17\_G3
- 3  Usually
- 4  Always
- 6  I do not have a personal doctor

66. Since you became eligible for TRICARE due to activation, how often was it easy to get appointments with specialists?

- 1  Never S12G35
- 2  Sometimes
- 3  Usually See Note 17\_G1
- 4  Always
- 6  I didn't need a specialist

67. TRICARE Reserve Select (TRS) is a premium-based TRICARE health plan available for purchase by qualified members of the Selected Reserve. Are you *aware* of this program?

- 1  Yes S12G40 See Notes 17\_G1 and 17\_G4
- 2  No → [Go to Question 69](#)

68. In the past 12 months, have you (or your sponsor) been eligible to purchase coverage under TRICARE Reserve Select?

- 1  Yes S12G41 See Notes 17\_G1 and 17\_G4
- 2  No
- 3  Don't know

**PREVENTIVE CARE**

*Preventive care is medical care you receive that is intended to maintain your good health or prevent a future medical problem. A physical or blood pressure screening are examples of preventive care.*

69. When did you last have a blood pressure reading?

- 3  Less than 12 months ago H12049
- 2  1 to 2 years ago
- 1  More than 2 years ago

70. Do you know if your blood pressure is too high?

- 1  Yes, it is too high H12050
- 2  No, it is not too high
- 3  Don't know

71. When did you last have a cholesterol screening, that is, a test to determine the level of cholesterol in your blood?

- 5  Less than 12 months ago S12015
- 4  1 to 2 years ago
- 3  More than 2 but less than 5 years ago
- 2  5 or more years ago
- 1  Never had a cholesterol screening

72. When did you last have a flu shot?

- 4  Less than 12 months ago H12051
- 3  1-2 years ago
- 2  More than 2 years ago
- 1  Never had a flu shot

73. Have you ever smoked at least 100 cigarettes in your entire life?

- 1  Yes H12052
- 2  No
- 5  Don't know

74. Do you now smoke cigarettes or use tobacco every day, some days or not at all?

- 4  Every day → [Go to Question 75](#)
  - 3  Some days → [Go to Question 75](#)
  - 2  Not at all → [Go to Question 79](#)
  - 5  Don't know → [Go to Question 79](#)
- H12053

See Note 18

75. In the last 12 months, how often were you advised to quit smoking or using tobacco by a doctor or other health provider in your plan?

- 1  Never H12054
- 2  Sometimes
- 3  Usually See Note 18
- 4  Always

76. In the last 12 months, how often was medication recommended or discussed by a doctor or other health provider to assist you with quitting smoking or using tobacco? *Examples of medication are: nicotine gum, patch, nasal spray, inhaler, or prescription medication.*

- 1  Never H12055
- 2  Sometimes
- 3  Usually See Note 18
- 4  Always



77. In the last 12 months, how often did your doctor or other health provider discuss or provide methods and strategies other than medication to assist you with quitting smoking or using tobacco? *Examples of methods and strategies are: telephone helpline, individual or group counseling, or cessation program.*

- 1  Never
- 2  Sometimes
- 3  Usually
- 4  Always

H12056

See Note 18

78. On the days you smoke or use tobacco products, what type of product do you smoke or use?

**MARK ALL THAT APPLY.**

- A  Cigarettes
- B  Dip, chewing tobacco, snuff or snus
- C  Cigars
- D  Pipes, bidis, or kreteks (*Bidis are small, brown, hand-rolled cigarettes from India and other southeast Asian countries. Kreteks are clove cigarettes made in Indonesia that contain clove extract and tobacco.*)

H12057A-H12057D

See Note 18

79. Are you male or female?

- 1  Male
- 2  Female → [Go to Question 82](#)

H12058

See Note 19A\_Q3

80. A Prostate-Specific Antigen test, also called a PSA test, is a blood test used to check men for prostate cancer. Have you ever had a PSA test?

- 1  Yes
- 2  No → [Go to Question 88](#)
- 5  Don't know/Not sure → [Go to Question 88](#)

S12016

See Notes 19A\_Q3, 19B\_Q3, and 19\_01

81. How long has it been since you had your last PSA test?

- 6  Less than 12 months ago → [Go to Question 88](#)
- 5  1 to 2 years ago → [Go to Question 88](#)
- 4  More than 2 but less than 3 years ago → [Go to Question 88](#)
- 3  More than 3 but less than 5 years ago → [Go to Question 88](#)
- 2  5 or more years ago → [Go to Question 88](#)
- 1  Never had a PSA test → [Go to Question 88](#)

S12017

See Notes 19A\_Q3, 19B\_Q3, and 19\_01

82. When did you last have a Pap smear test?

- 6  Within the last 12 months
- 5  1 to 2 years ago
- 4  More than 2 but less than 3 years ago
- 3  More than 3 but less than 5 years ago
- 2  5 or more years ago
- 1  Never had a Pap smear test

H12059B

See Notes 19A\_Q3 and 19B\_Q3

83. Are you under age 40?

- 1  Yes → [Go to Question 85](#)
- 2  No

H12060

See Notes 19A\_Q3, 19B\_Q3, and 20

84. When was the last time your breasts were checked by mammography?

- 5  Within the last 12 months
- 4  1 to 2 years ago
- 3  More than 2 years ago but less than 5 years ago
- 2  5 or more years ago
- 1  Never had a mammogram

H12061

See Notes 19A\_Q3, 19B\_Q3, and 20

85. Have you been pregnant in the last 12 months or are you pregnant now?

- 1  Yes, I am currently pregnant → [Go to Question 86](#)
- 2  No, I am not currently pregnant, but have been pregnant in the past 12 months → [Go to Question 87](#)
- 3  No, I am not currently pregnant, and have not been pregnant in the past 12 months → [Go to Question 88](#)

H12062

See Notes 19A\_Q3, 19B\_Q3, and 21

86. In what trimester is your pregnancy?

- 1  First trimester (up to 12 weeks after 1<sup>st</sup> day of last period) → [Go to Question 88](#)
- 2  Second trimester (13<sup>th</sup> through 27<sup>th</sup> week)
- 3  Third trimester (28<sup>th</sup> week until delivery)

H12063

See Notes 19A\_Q3, 19B\_Q3, and 21

87. In which trimester did you first receive prenatal care?

- 4  First trimester (up to 12 weeks after 1<sup>st</sup> day of last period)
- 3  Second trimester (13<sup>th</sup> through 27<sup>th</sup> week)
- 2  Third trimester (28<sup>th</sup> week until delivery)
- 1  Did not receive prenatal care

H12064

See Notes 19A\_Q3, 19B\_Q3, and 21

## ABOUT YOU

88. In general, how would you rate your overall health?

- 5  Excellent
- 4  Very good
- 3  Good
- 2  Fair
- 1  Poor

H12065

89. Are you limited in any way in any activities because of any impairment or health problem?

- 1  Yes
- 2  No

H12066



90. In the last 12 months, have you seen a doctor or other health provider 3 or more times for the same condition or problem?

- 1  Yes H12067 See Note 22  
 2  No → *Go to Question 92*

91. Is this a condition or problem that has lasted for at least 3 months? Do not include pregnancy or menopause.

- 1  Yes H12068 See Note 22  
 2  No

92. Do you now need or take medicine prescribed by a doctor? Do not include birth control.

- 1  Yes H12069 See Note 23  
 2  No → *Go to Question 94*

93. Is this medicine to treat a condition that has lasted for at least 3 months? Do not include pregnancy or menopause.

- 1  Yes H12070 See Note 23  
 2  No

94. Have you ever had any experience that was so frightening, horrible, or upsetting that, in the past month...

*MARK "YES" OR "NO" FOR EACH.* S12B23-S12B26

	YES	NO
a. You have had nightmares about it or thought about it when you did not want to?	<input type="checkbox"/>	<input type="checkbox"/>
b. You tried hard not to think about it or went out of your way to avoid situations that reminded you of it?	<input type="checkbox"/>	<input type="checkbox"/>
c. You have been constantly on guard, watchful, or easily startled?	<input type="checkbox"/>	<input type="checkbox"/>
d. You felt numb or detached from others, activities, or your surroundings?	<input type="checkbox"/>	<input type="checkbox"/>

95. How tall are you without your shoes on?

*Please give your answer in feet and inches.*

Example:		Your answer:	
Height		Height	
Feet	Inches	Feet	Inches
<u>5</u>	<u>6</u>	_____	_____
<input type="checkbox"/> 1	<input type="checkbox"/> 0	<input type="checkbox"/> 1	<input type="checkbox"/> 0
<input type="checkbox"/> 2	<input type="checkbox"/> 1	<input type="checkbox"/> 2	<input type="checkbox"/> 1
<input type="checkbox"/> 3	<input type="checkbox"/> 2	<input type="checkbox"/> 3	<input type="checkbox"/> 2
<input type="checkbox"/> 4	<input type="checkbox"/> 3	<input type="checkbox"/> 4	<input type="checkbox"/> 3
<input checked="" type="checkbox"/> 5	<input type="checkbox"/> 4	<input type="checkbox"/> 5	<input type="checkbox"/> 4
<input type="checkbox"/> 6	<input type="checkbox"/> 5	<input type="checkbox"/> 6	<input type="checkbox"/> 5
<input type="checkbox"/> 7	<input checked="" type="checkbox"/> 6	<input type="checkbox"/> 7	<input type="checkbox"/> 6
	<input type="checkbox"/> 7		<input type="checkbox"/> 7
	<input type="checkbox"/> 8		<input type="checkbox"/> 8
	<input type="checkbox"/> 9		<input type="checkbox"/> 9
	<input type="checkbox"/> 10		<input type="checkbox"/> 10
	<input type="checkbox"/> 11		<input type="checkbox"/> 11

H12071F, H12071I

96. How much do you weigh without your shoes on?

*Please give your answer in pounds.*

H12072

Example:			Your answer:		
Weight			Weight		
Pounds			Pounds		
<u>1</u>	<u>6</u>	<u>0</u>	_____	_____	_____
<input type="checkbox"/> 0	<input type="checkbox"/> 0	<input checked="" type="checkbox"/> 0	<input type="checkbox"/> 0	<input type="checkbox"/> 0	<input type="checkbox"/> 0
<input checked="" type="checkbox"/> 1	<input type="checkbox"/> 1	<input type="checkbox"/> 1	<input type="checkbox"/> 1	<input type="checkbox"/> 1	<input type="checkbox"/> 1
<input type="checkbox"/> 2	<input type="checkbox"/> 2	<input type="checkbox"/> 2	<input type="checkbox"/> 2	<input type="checkbox"/> 2	<input type="checkbox"/> 2
<input type="checkbox"/> 3	<input type="checkbox"/> 3	<input type="checkbox"/> 3	<input type="checkbox"/> 3	<input type="checkbox"/> 3	<input type="checkbox"/> 3
	<input type="checkbox"/> 4	<input type="checkbox"/> 4		<input type="checkbox"/> 4	<input type="checkbox"/> 4
	<input type="checkbox"/> 5	<input type="checkbox"/> 5		<input type="checkbox"/> 5	<input type="checkbox"/> 5
	<input checked="" type="checkbox"/> 6	<input type="checkbox"/> 6		<input type="checkbox"/> 6	<input type="checkbox"/> 6
	<input type="checkbox"/> 7	<input type="checkbox"/> 7		<input type="checkbox"/> 7	<input type="checkbox"/> 7
	<input type="checkbox"/> 8	<input type="checkbox"/> 8		<input type="checkbox"/> 8	<input type="checkbox"/> 8
	<input type="checkbox"/> 9	<input type="checkbox"/> 9		<input type="checkbox"/> 9	<input type="checkbox"/> 9

97. What is the highest grade or level of school that you have completed?

SREDA

- 1  8th grade or less  
 2  Some high school, but did not graduate  
 3  High school graduate or GED  
 4  Some college or 2-year degree  
 5  4-year college graduate  
 6  More than 4-year college degree

98. Are you of Hispanic or Latino origin or descent?

*(Mark "NO" if not Spanish/Hispanic/Latino.)*

- A  No, not Spanish, Hispanic, or Latino  
 B  Yes, Mexican, Mexican American, Chicano  
 C  Yes, Puerto Rican  
 D  Yes, Cuban  
 E  Yes, other Spanish, Hispanic, or Latino

H12073A-H12073E, H12073

See Note 24

99. What is your race?

*(Mark ONE OR MORE races to indicate what you consider yourself to be.)*

SRRACEA-SRRACEE

- A  White  
 B  Black or African American  
 C  American Indian or Alaska Native  
 D  Asian (e.g., Asian Indian, Chinese, Filipino, Japanese, Korean, Vietnamese)  
 E  Native Hawaiian or other Pacific Islander (e.g., Samoan, Guamanian, or Chamorro)

100. What is your age now?

- 1  18 to 24
- 2  25 to 34
- 3  35 to 44
- 4  45 to 54
- 5  55 to 64
- 6  65 to 74
- 7  75 or older

SRAGE

101. Are you currently covered by Medicare?

- 1  Yes
- 2  No
- 5  Don't know

H12074

See Note 25

→ Go to Question 107

→ Go to Question 107

102. Currently, are you covered by Medicare Part A? *Medicare is the federal health insurance program for people aged 65 or older and for certain persons with disabilities. Medicare Part A helps pay for inpatient hospital care.*

- 1  Yes, I am now covered by Medicare Part A
- 2  No, I am not covered by Medicare Part A

H12075

See Note 25

103. Currently, are you covered by Medicare Part B? *Medicare is the federal health insurance program for people aged 65 or older and for certain persons with disabilities. Medicare Part B helps pay for doctor's services, outpatient hospital services, and certain other services.*

- 1  Yes, I am now covered by Medicare Part B
- 2  No, I am not covered by Medicare Part B

H12076

See Note 25

104. Medicare Advantage is the new name for Medicare Plus Choice plans. Are you enrolled in a Medicare Advantage plan? *This plan is also sometimes known as Medicare Part C.*

- 1  Yes
- 2  No
- 5  Don't know

H12077

See Note 25

105. Currently, are you covered by Medicare supplemental insurance? *Medicare supplemental insurance, also called Medigap or MediSup, is usually obtained from private insurance companies and covers some of the costs not paid for by Medicare.*

- 1  Yes, I am now covered by Medicare supplemental insurance
- 2  No, I am not covered by Medicare supplemental insurance

H12078

See Note 25

106. Are you enrolled in Medicare Part D, also known as the Medicare Prescription Drug Plan?

- 1  Yes
- 2  No
- 5  Don't know

H12079

See Note 25

107. Using a scale of 1 to 5, with 1 being "strongly disagree" and 5 being "strongly agree", how much do you agree with the following statement: In general, I am able to see my provider(s) when needed?

- 1  1 Strongly disagree
- 2  2 Disagree
- 3  3 Neither agree nor disagree
- 4  4 Agree
- 5  5 Strongly agree

S12011

108. Using a scale of 1 to 5, with 1 being "completely dissatisfied" and 5 being "completely satisfied", how satisfied are you, overall, with the health care you received during your last visit?

- 1  1 Completely dissatisfied
- 2  2 Somewhat dissatisfied
- 3  3 Neither satisfied nor dissatisfied
- 4  4 Somewhat satisfied
- 5  5 Completely satisfied

S12014

**THANK YOU FOR TAKING THE TIME TO COMPLETE THE SURVEY!** Your generous contribution will greatly aid efforts to improve the health of our military community.

**Return your survey in the postage-paid envelope.** If the envelope is missing, please send to:

Office of the Assistant Secretary of Defense (Health Affairs)  
TMA/HPAE  
c/o Synovate Survey Processing Center  
PO Box 5030  
Chicago, IL 60680-4138

**APPENDIX B**  
**SURVEY FIELDING LETTERS – QUARTER III**

***PAGE IS INTENTIONALLY LEFT BLANK TO ALLOW FOR DOUBLE-SIDED COPYING***

SAMPLE NOTIFICATION LETTER - Quarter III



OFFICE OF THE ASSISTANT SECRETARY OF DEFENSE  
HEALTH AFFAIRS

TRICARE MANAGEMENT ACTIVITY

March 2, 2012

12345678 31L9 1700 301  
SSGT DAVE BRYANT  
222 S. RIVERSIDE DRIVE  
CHICAGO, IL 60606-5809

Dear SSGT DAVE BRYANT:

We would like to invite you to participate in the **April 2012 Health Care Survey of Department of Defense Beneficiaries**. It includes questions regarding your access to and satisfaction with health care services and your health care plan within the last 12 months.

You are receiving this invitation because you have used, currently use, or may be eligible to use DoD's TRICARE health care program. Even if you don't use TRICARE now, either on a military installation or in a civilian provider's office, we would still like your feedback. Please know that we will mask your name and group your responses with those of others before sharing them with the Department of Defense and TRICARE. Your answers will not affect your benefits.

We will mail you the survey within a month. However, you may complete it now at the web site below:

[www.synovate.net/aprilsurvey12](http://www.synovate.net/aprilsurvey12)

Your password: **7654321**

If your installation's server blocks the survey site, you should be able to reach the survey site by using a civilian internet source. Also, please don't search for the web site address because you may reach the wrong page. Instead, please make sure to type the web address directly in the address bar or your browser.

If you have questions about the survey, please contact the Survey Processing Center by sending an email to [survey-dodq2@synovate.net](mailto:survey-dodq2@synovate.net); by calling **1-877-236-2390**; or sending a fax to **1-800-409-7681**. For prompt assistance, please include your ID number, **12345678**.

Thank you for your contribution!

Sincerely,

A handwritten signature in black ink, appearing to read "Richard D. Guerin".

Richard D. Guerin, Ph.D.

Director, Defense Health Cost Assessment and Program Evaluation  
Office of the Assistant Secretary of Defense (Health Affairs)/TRICARE Management Activity

To verify the legitimacy of this survey, please go to the TRICARE web site at [www.tricare.mil/hpae/home](http://www.tricare.mil/hpae/home) and click on Current Active Surveys under Announcements. You can locate the survey by name or by its DoD RCS License Number - RCS# DD-HA(A) 1942. For more information about the survey, click on Health Care Survey of DoD Beneficiaries under Related Links.

SAMPLE FIRST SURVEY COVER LETTER - Quarter III



OFFICE OF THE ASSISTANT SECRETARY OF DEFENSE  
HEALTH AFFAIRS

TRICARE MANAGEMENT ACTIVITY

April 2, 2012

12345678 31L9 1701 301  
SFC DAVE BRYANT  
222 S. RIVERSIDE DRIVE  
CHICAGO, IL 60606-5809

Dear SFC DAVE BRYANT:

We would like your feedback in the [April 2012 Health Care Survey of Department of Defense Beneficiaries](#). It includes questions regarding your access to and satisfaction with health care services and your health care plan within the last 12 months. [If you have already completed this survey online](#), you don't need to take any further action.

You are receiving this invitation because you have used, currently use, or may be eligible to use DoD's TRICARE health care program. Even if you don't use TRICARE now, either on a military installation or in a civilian provider's office, we would still benefit from your feedback. Please know that we will mask your name and group your responses with those of others before sharing them with the Department of Defense and TRICARE. Your answers will not affect your benefits.

If you prefer, you may complete the survey at the web site below:

[www.synovate.net/aprilsurvey12](http://www.synovate.net/aprilsurvey12)

Your password: [7654321](#)

If you cannot reach the survey from a computer at your installation, please try the survey from a civilian internet source, like a home computer. Also, please do not search for the web site address because it may not come up or you may reach the wrong page. Instead, please type the web address directly in the address bar of your browser.

If you have questions about the survey, please contact the Survey Processing Center by sending an email to [survey-dodq2@synovate.net](mailto:survey-dodq2@synovate.net), by calling [1-877-236-2390](tel:1-877-236-2390), or sending a fax to [1-800-409-7681](tel:1-800-409-7681). For faster assistance, please include your reference number, [1234567](#).

Thank you for your contribution in making TRICARE better. Every opinion counts!

Sincerely,

A handwritten signature in black ink that reads "Richard D. Guerin".

Richard D. Guerin, Ph.D.

Director, Defense Health Cost Assessment and Program Evaluation  
Office of the Assistant Secretary of Defense (Health Affairs)/TRICARE Management Activity

To verify the legitimacy of this survey, please go to the TRICARE web site at [www.tricare.mil/hpae/home](http://www.tricare.mil/hpae/home) and click on Current Active Surveys under Announcements. You can locate the survey by name or by its DoD RCS License Number - RCS# DD-HA(A) 1942. For more information about the survey, click on Health Care Survey of DoD Beneficiaries under Related Links.

## SAMPLE REMINDER – THANK YOU POSTCARD - Quarter III

OFFICE OF THE ASSISTANT SECRETARY OF DEFENSE  
HEALTH AFFAIRS/TRICARE MANAGEMENT ACTIVITY  
SURVEY PROCESSING CENTER  
C/O SYNOVATE  
PO BOX 5030  
CHICAGO, IL 60680

12345678 5V73 9301 301  
SSGT DAVE BRYANT  
222 S. RIVERSIDE DR.  
APARTMENT 5  
WHEATON, IL 60187

### WE NEED YOUR HELP!

HELLO!

31L9-30

Recently, we asked for your feedback in the [April 2012 Health Care Survey of Department of Defense Beneficiaries](#). If you already completed it, please accept our thanks.

You received this invitation because you have used, currently use, or may be eligible to use DoD's TRICARE health care program. Even if you don't use TRICARE now, either on a military installation or in a civilian provider's office, we would still benefit from your feedback. Please know that we will mask your name and group your responses with those of others before sharing them with the Department of Defense and TRICARE. Your answers will not affect your benefits.

You may complete the survey at the web site below:


[www.synovate.net/aprilsurvey12](http://www.synovate.net/aprilsurvey12)

Your password: **7654321**

If you cannot reach the survey from a computer at your installation, please try the survey from a civilian internet source, like a home computer. Also, please do not search for the web site address because it may not come up or you may reach the wrong page. Instead, please type the web address directly in the address bar of your browser.

If you have questions about the survey or don't want to participate, please call toll free [1-877-236-2390](tel:1-877-236-2390) or email us at [survey-dodq2@synovate.net](mailto:survey-dodq2@synovate.net). For faster assistance, please include your reference number, [12345678](#).

THANK YOU!



Richard D. Guerin, Ph.D.  
Director, Defense Health Cost Assessment and Program Evaluation  
Office of the Assistant Secretary of Defense (Health Affairs)/TRICARE Management Activity

To verify the legitimacy of this survey, please go to the TRICARE web site at [www.tricare.mil/hpae/home](http://www.tricare.mil/hpae/home) and click on Current Active Surveys under Announcements. You can locate the survey by name or by its DoD RCS License Number - RCS# DD-HA(A) 1942. For more information about the survey, click on Health Care Survey of DoD Beneficiaries under Related Links.

SAMPLE SECOND SURVEY COVER LETTER - Quarter III



OFFICE OF THE ASSISTANT SECRETARY OF DEFENSE  
HEALTH AFFAIRS

TRICARE MANAGEMENT ACTIVITY

May 1, 2012

12345678 31L9 1702 302  
SFC DAVE BRYANT  
222 S. RIVERSIDE DRIVE  
CHICAGO, IL 60606-5809

Dear SFC DAVE BRYANT:

About a month ago, we mailed you the [April 2012 Health Care Survey of Department of Defense Beneficiaries](#). It includes questions regarding your access to and satisfaction with health care services and your health care plan within the last 12 months. If you have already completed this survey, thank you for your participation. You don't need to take any further action.

You are receiving this invitation because you have used, currently use, or may be eligible to use DoD's TRICARE health care program. Even if you don't use TRICARE now, either on a military installation or in a civilian provider's office, we would still benefit from your feedback. Please know that we will mask your name and group your responses with those of others before sharing them with the Department of Defense and TRICARE. Your answers will not affect your benefits.

If you prefer, you may complete the survey at the web site below:

[www.synovate.net/aprilsurvey12](http://www.synovate.net/aprilsurvey12)  
Your password: **7654321**

If you cannot reach the survey from a computer at your installation, please try the survey from a civilian internet source, like a home computer. Also, please do not search for the web site address because it may not come up or you may reach the wrong page. Instead, please type the web address directly in the address bar of your browser.

If you have questions about the survey or don't want to participate, please contact the Survey Processing Center by sending an email to [survey-dodq2@synovate.net](mailto:survey-dodq2@synovate.net), by calling **1-877-236-2390**, or sending a fax to **1-800-409-7681**. For faster assistance, please include your reference number, **1234567**.

Thank you for your contribution in making TRICARE better. Every opinion counts!

Sincerely,

A handwritten signature in black ink, appearing to read "Richard D. Guerin".

Richard D. Guerin, Ph.D.

Director, Defense Health Cost Assessment and Program Evaluation  
Office of the Assistant Secretary of Defense (Health Affairs)/TRICARE Management Activity

To verify the legitimacy of this survey, please go to the TRICARE web site at [www.tricare.mil/hpae/home](http://www.tricare.mil/hpae/home) and click on Current Active Surveys under Announcements. You can locate the survey by name or by its DoD RCS License Number - RCS# DD-HA(A) 1942. For more information about the survey, click on Health Care Survey of DoD Beneficiaries under Related Links.



**APPENDIX C**

**CROSSWALK BETWEEN 2005, 2006, 2007, 2008, 2009, 2010, 2011 AND 2012  
QUESTIONS FOR ADULT HCSDB – QUARTER III**

***PAGE IS INTENTIONALLY LEFT BLANK TO ALLOW FOR DOUBLE-SIDED COPYING***

CROSSWALK BETWEEN 2005, 2006, 2007, 2008, 2009, 2010, 2011 AND 2012 ADULT SURVEY QUESTIONS

Variable Name	FY 2012 Adult Survey						Ident to 2011	Related Questions in Earlier Surveys						Comments	
	Qtr 3 Flag 1	Qtr 3 Flag 2	Qtr 3 Flag 3	Qtr 3 Flag 4	Qtr 2	Qtr 1		2011	2010	2009	2008	2007	2006		2005
H12001	Q.01	Q.01	Q.01	Q.01	Q.01	Q.01	✓	H11001	H10001 <sup>M</sup>	H09001 <sup>L</sup>	H08001	H07001 <sup>J</sup>	H06001 <sup>I</sup>	H05001 <sup>H</sup>	
H12002A-H12002U	Q.02	Q.02	Q.03	Q.02	Q.02	Q.02		H11002A-H11002R	H10002A-H10002R <sup>M</sup>	H09002A-H09002R <sup>L</sup>	H08002A-H08002R <sup>K</sup>	H07002A-H07002R <sup>J</sup>	H06002A-H06002Q	H05002A-H05002P	IN Q3 2012 WORDING OF H12002A CHANGED DEPENDING ON THE FLAG: FLAG 1, "TRICARE PRIME, INCLUDING TRICARE PRIME REMOTE AND TRICARE OVERSEAS (FOR ACTIVE DUTY/MOBILIZED RESERVISTS THIS ALSO INCLUDES SICK CALL, TROOP CLINICS, FLIGHT MEDICINE CLINICS, AND HEALTH CLINICS)"; FLAG 2 AND 3, "TRICARE PRIME, INCLUDING TRICARE PRIME REMOTE AND TRICARE OVERSEAS (ACTIVE DUTY AND RESERVE MILITARY SERVICE MEMBERS ARE CONSIDERED ENROLLED IN PRIME)"; FLAG 4, REMAINED IDENTICAL TO 2011 WORDING. IN Q3 2011, TRICARE YOUNG ADULT (H11002T) AND CONTINUED HEALTH CARE BENEFIT PROGRAM (H11002U) WERE ADDED AS POSSIBLE HEALTH PLANS. IN Q2 2011, TRICARE RETIRED RESERVE (H11002S) WAS ADDED AS A POSSIBLE HEALTH PLAN. IN Q1 THE QUESTION WAS IDENTICAL TO 2010
H12003	Q.03	Q.03	Q.04	Q.03	Q.03	Q.03		H11003	H10003 <sup>M</sup>	H09003 <sup>L</sup>	H08006 <sup>K</sup>	H07006 <sup>J</sup>	H06006	H05006	IN Q3 2012 WORDING OF H12003 CHANGED DEPENDING ON THE FLAG: FLAG 1, "TRICARE PRIME, INCLUDING TRICARE PRIME REMOTE AND TRICARE OVERSEAS (FOR ACTIVE DUTY/MOBILIZED RESERVISTS THIS ALSO INCLUDES SICK CALL, TROOP CLINICS, FLIGHT MEDICINE CLINICS, AND HEALTH CLINICS)"; FLAG 2 AND 3, "TRICARE PRIME, INCLUDING TRICARE PRIME REMOTE AND TRICARE OVERSEAS (ACTIVE DUTY AND RESERVE MILITARY SERVICE MEMBERS ARE CONSIDERED ENROLLED IN PRIME)"; FLAG 4, REMAINED IDENTICAL TO 2011 WORDING. IN Q3 2011, TRICARE YOUNG ADULT AND CONTINUED HEALTH CARE BENEFIT PROGRAM WERE ADDED AS POSSIBLE HEALTH PLANS. IN Q2 2011, TRICARE RETIRED RESERVE WAS ADDED AS A POSSIBLE HEALTH PLAN. IN Q1 THE QUESTION WAS IDENTICAL TO 2010

<sup>G</sup> Identical to 2005

<sup>K</sup> Identical to 2009

<sup>H</sup> Identical to 2006

<sup>L</sup> Identical to 2010

<sup>I</sup> Identical to 2007

<sup>M</sup> Identical to 2011

<sup>J</sup> Identical to 2008

Variable Name	FY 2012 Adult Survey							Related Questions in Earlier Surveys							Comments
	Qtr 3 Flag 1	Qtr 3 Flag 2	Qtr 3 Flag 3	Qtr 3 Flag 4	Qtr 2	Qtr 1		2011	2010	2009	2008	2007	2006	2005	
Question Number								Ident to 2011	Variable Name						
H12004	Q.04	Q.04	Q.05	Q.04	Q.04	Q.04	✓	H11004	H10004 <sup>M</sup>	H09004 <sup>L</sup>	H08007 <sup>K</sup>	H07007 <sup>J</sup>	H06007 <sup>I</sup>	H05007 <sup>H</sup>	IN 2012, IDENTICAL TO 2011 EXCEPT FOR Q2 WHEN SKIP LOGIC WAS ADDED TO ALL RESPONSES IN CONJUNCTION WITH NEW QUESTIONS S12AA01- S12AA05
H12005	Q.05	Q.05	Q.06	Q.05	Q.10	Q.17	✓	H11005	H10005 <sup>M</sup>	H09005 <sup>L</sup>	H08038 <sup>K</sup>	H07038 <sup>J</sup>	H06038 <sup>I</sup>	H05038 <sup>H</sup>	
H12006	Q.06	Q.06	Q.07	Q.06	Q.11	Q.18	✓	H11006	H10006 <sup>M</sup>	H09006 <sup>L</sup>	H08018 <sup>K</sup>	H07018 <sup>J</sup>	H06018 <sup>I</sup>	H05018 <sup>H</sup>	
H12007	Q.07	Q.07	Q.08	Q.07	Q.12	Q.19	✓	H11007	H10007 <sup>M</sup>	H09007 <sup>L</sup>	H08019	H07019 <sup>J</sup>	H06019 <sup>I</sup>	H05019 <sup>H</sup>	
H12008	Q.08	Q.08	Q.09	Q.08	Q.13	Q.20	✓	H11008	H10008 <sup>M</sup>	H09008 <sup>L</sup>	H08020 <sup>K</sup>	H07020 <sup>J</sup>	H06020 <sup>I</sup>	H05020 <sup>H</sup>	
H12009	Q.09	Q.09	Q.10	Q.09	Q.14	Q.21	✓	H11009	H10009 <sup>M</sup>	H09009 <sup>L</sup>	H08021	H07021 <sup>J</sup>	H06021 <sup>I</sup>	H05021 <sup>H</sup>	
H12010	Q.10	Q.10	Q.11	Q.10	Q.15	Q.22	✓	H11010	H10010 <sup>M</sup>	H09010 <sup>L</sup>	H08022	H07022 <sup>J</sup>	H06022 <sup>I</sup>	H05022 <sup>H</sup>	
H12011	Q.11	Q.11	Q.12	Q.11	Q.16	Q.23	✓	H11011	H10011 <sup>M</sup>	H09011 <sup>L</sup>	H08023 <sup>K</sup>	H07023 <sup>J</sup>	H06023 <sup>I</sup>	H05023 <sup>H</sup>	
H12012	Q.12	Q.12	Q.13	Q.12	Q.17	Q.24	✓	H11012	H10012 <sup>M</sup>	H09012 <sup>L</sup>	H08024 <sup>K</sup>	H07024 <sup>J</sup>	H06024 <sup>I</sup>	H05024 <sup>H</sup>	
H12013	Q.13	Q.13	Q.14	Q.13	Q.18	Q.25	✓	H11013	H10013 <sup>M</sup>	H09013 <sup>L</sup>	H08025	H07025 <sup>J</sup>	H06025 <sup>I</sup>	H05025 <sup>H</sup>	
H12014	Q.14	Q.14	Q.15	Q.14	Q.19	Q.26	✓	H11014	H10014 <sup>M</sup>	H09014 <sup>L</sup>					
H12015	Q.15	Q.15	Q.16	Q.15	Q.20	Q.27	✓	H11015	H10015 <sup>M</sup>	H09015 <sup>L</sup>					
H12016	Q.16	Q.16	Q.17	Q.16	Q.21	Q.28	✓	H11016	H10016 <sup>M</sup>	H09016 <sup>L</sup>					
H12017	Q.17	Q.17	Q.18	Q.17	Q.22	Q.29	✓	H11017	H10017 <sup>M</sup>	H09017 <sup>L</sup>					
H12018	Q.18	Q.18	Q.19	Q.18	Q.23	Q.30	✓	H11018	H10018 <sup>M</sup>	H09018 <sup>L</sup>	H08037 <sup>K</sup>	H07037 <sup>J</sup>	H06037 <sup>I</sup>	H05037 <sup>H</sup>	
H12019	Q.19	Q.19	Q.20	Q.19	Q.24	Q.31	✓	H11019	H10019 <sup>M</sup>	H09019 <sup>L</sup>	H08008	H07008 <sup>J</sup>	H06008 <sup>I</sup>	H05008 <sup>H</sup>	
H12020	Q.20	Q.20	Q.21	Q.20	Q.25	Q.32	✓	H11020	H10020 <sup>M</sup>	H09020 <sup>L</sup>					
H12021	Q.21	Q.21	Q.22	Q.21	Q.26	Q.33	✓	H11021	H10021 <sup>M</sup>	H09021 <sup>L</sup>	H08033	H07033 <sup>J</sup>	H06033 <sup>I</sup>	H05033 <sup>H</sup>	
H12022	Q.22	Q.22	Q.23	Q.22	Q.27	Q.34	✓	H11022	H10022 <sup>M</sup>	H09022 <sup>L</sup>	H08034	H07034 <sup>J</sup>	H06034 <sup>I</sup>	H05034 <sup>H</sup>	
H12023	Q.23	Q.23	Q.24	Q.23	Q.28	Q.35	✓	H11023	H10023 <sup>M</sup>	H09023 <sup>L</sup>	H08035	H07035 <sup>J</sup>	H06035 <sup>I</sup>	H05035 <sup>H</sup>	
H12024	Q.24	Q.24	Q.25	Q.24	Q.29	Q.36	✓	H11024	H10024 <sup>M</sup>	H09024 <sup>L</sup>	H08036	H07036 <sup>J</sup>	H06036 <sup>I</sup>	H05036 <sup>H</sup>	
H12025	Q.25	Q.25	Q.26	Q.25	Q.30	Q.37	✓	H11025	H10025 <sup>M</sup>	H09025 <sup>L</sup>					

<sup>G</sup> Identical to 2005

<sup>H</sup> Identical to 2006

<sup>I</sup> Identical to 2007

<sup>J</sup> Identical to 2008

<sup>K</sup> Identical to 2009

<sup>L</sup> Identical to 2010

<sup>M</sup> Identical to 2011

	FY 2012 Adult Survey							Related Questions in Earlier Surveys							Comments
	Qtr 3 Flag 1	Qtr 3 Flag 2	Qtr 3 Flag 3	Qtr 3 Flag 4	Qtr 2	Qtr 1		2011	2010	2009	2008	2007	2006	2005	
Variable Name	Question Number						Ident to 2011	Variable Name							
H12026	Q.26	Q.26	Q.27	Q.26	Q.31	Q.38	✓	H11026	H10026 <sup>M</sup>	H09026 <sup>L</sup>					
H12027	Q.27	Q.27	Q.28	Q.27	Q.32	Q.39	✓	H11027	H10027 <sup>M</sup>	H09027 <sup>L</sup>	H08009	H07009 <sup>J</sup>	H06009 <sup>I</sup>	H05009 <sup>H</sup>	
H12028	Q.30	Q.30	Q.31	Q.30	Q.35	Q.42	✓	H11028	H10028 <sup>M</sup>	H09028 <sup>L</sup>					
H12029	Q.31	Q.31	Q.32	Q.31	Q.36	Q.43	✓	H11029	H10029 <sup>M</sup>	H09029 <sup>L</sup>					
H12030	Q.32	Q.32	Q.33	Q.32	Q.37	Q.44	✓	H11030	H10030 <sup>M</sup>	H09030 <sup>L</sup>					
H12031	Q.33	Q.33	Q.34	Q.33	Q.38	Q.45	✓	H11031	H10031 <sup>M</sup>	H09031 <sup>L</sup>	H08015 <sup>K</sup>	H07015 <sup>J</sup>	H06015 <sup>I</sup>	H05015 <sup>H</sup>	
H12032	Q.47	Q.47	Q.48	Q.38	Q.43	Q.50	✓	H11032	H10032 <sup>M</sup>	H09032 <sup>L</sup>					
H12033	Q.48	Q.48	Q.49	Q.39	Q.44	Q.51	✓	H11033	H10033 <sup>M</sup>	H09033 <sup>L</sup>					
H12034	Q.49	Q.49	Q.50	Q.40	Q.45	Q.52	✓	H11034	H10034B <sup>M</sup>	H09034B <sup>L</sup>					
H12035	Q.50	Q.50	Q.51	Q.41	Q.46	Q.53	✓	H11035	H10034 <sup>M</sup>	H09034 <sup>L</sup>					
H12036	Q.51	Q.51	Q.52	Q.42	Q.47	Q.54	✓	H11036	H10035 <sup>M</sup>	H09035 <sup>L</sup>					
H12037	Q.52	Q.52	Q.53	Q.43	Q.48	Q.55	✓	H11037	H10036 <sup>M</sup>	H09036 <sup>L</sup>					
H12038	Q.53	Q.53	Q.54	Q.44	Q.49	Q.56		H11038	H10037 <sup>M</sup>	H09037 <sup>L</sup>					In Q3 2012, if "no" is applied to the skip text.
H12039	Q.54	Q.54	Q.55	Q.45	Q.50	Q.57	✓	H11039	H10038 <sup>M</sup>	H09038 <sup>L</sup>					
H12040	Q.55	Q.55	Q.56	Q.46	Q.51	Q.58	✓	H11040	H10039 <sup>M</sup>	H09039 <sup>L</sup>					
H12041	Q.56	Q.56	Q.57	Q.47	Q.52	Q.59	✓	H11041	H10040 <sup>M</sup>	H09040 <sup>L</sup>					
H12042	Q.57	Q.57	Q.58	Q.48	Q.53	Q.60	✓	H11042	H10041 <sup>M</sup>	H09041 <sup>L</sup>					
H12043	Q.58	Q.58	Q.59	Q.49	Q.54	Q.61	✓	H11043	H10042 <sup>M</sup>	H09042 <sup>L</sup>					
H12044	Q.59	Q.59	Q.60	Q.50	Q.55	Q.62	✓	H11044	H10043 <sup>M</sup>	H09043 <sup>L</sup>					
H12045	Q.60	Q.60	Q.61	Q.51	Q.56	Q.63	✓	H11045	H10044 <sup>M</sup>	H09044 <sup>L</sup>	H08039 <sup>K</sup>	H07039 <sup>J</sup>	H06039 <sup>I</sup>	H05039 <sup>H</sup>	
H12046	Q.61	Q.61	Q.62	Q.52	Q.57	Q.64	✓	H11046	H10045 <sup>M</sup>	H09045 <sup>L</sup>	H08040				
H12047	Q.62	Q.62	Q.63	Q.53	Q.58	Q.65	✓	H11047	H10046 <sup>M</sup>	H09046 <sup>L</sup>	H08041 <sup>K</sup>	H07041 <sup>J</sup>	H06041 <sup>I</sup>	H05041 <sup>H</sup>	

<sup>G</sup> Identical to 2005

<sup>H</sup> Identical to 2006

<sup>I</sup> Identical to 2007

<sup>J</sup> Identical to 2008

<sup>K</sup> Identical to 2009

<sup>L</sup> Identical to 2010

<sup>M</sup> Identical to 2011

Variable Name	FY 2012 Adult Survey							Related Questions in Earlier Surveys							Comments
	Qtr 3 Flag 1	Qtr 3 Flag 2	Qtr 3 Flag 3	Qtr 3 Flag 4	Qtr 2	Qtr 1		2011	2010	2009	2008	2007	2006	2005	
Question Number								Ident to 2011	Variable Name						
H12048	Q.63	Q.63	Q.64	Q.54	Q.59	Q.66	✓	H11048	H10047 <sup>M</sup>	H09047 <sup>L</sup>	H08048 <sup>K</sup>	H07048 <sup>J</sup>	H06048 <sup>I</sup>	H05048 <sup>H</sup>	
H12049	Q.78	Q.78	Q.79	Q.69	Q.60	Q.67	✓	H11049	H10048 <sup>M</sup>	H09048 <sup>L</sup>	H08049 <sup>K</sup>	H07049 <sup>J</sup>	H06049 <sup>I</sup>	H05049 <sup>H</sup>	
H12050	Q.79	Q.79	Q.80	Q.70	Q.61	Q.68	✓	H11050	H10049 <sup>M</sup>	H09049 <sup>L</sup>	H08050 <sup>K</sup>	H07050 <sup>J</sup>	H06050 <sup>I</sup>	H05050 <sup>H</sup>	
H12051	Q.81	Q.81	Q.82	Q.72	Q.62	Q.69	✓	H11051	H10050 <sup>M</sup>	H09050 <sup>L</sup>	H08051 <sup>K</sup>	H07051 <sup>J</sup>	H06051 <sup>I</sup>	H05051 <sup>H</sup>	
H12052	Q.82	Q.82	Q.83	Q.73	Q.63	Q.70	✓	H11052	H10051	H09051 <sup>L</sup>	H08052 <sup>K</sup>	H07052 <sup>J</sup>	H06052 <sup>I</sup>	H05052 <sup>H</sup>	IN 2011, SKIP PATTERN CHANGED
H12053	Q.83	Q.83	Q.84	Q.74	Q.64	Q.71	✓	H11053	H10052	H09052 <sup>L</sup>	H08053	H07053 <sup>J</sup>	H06053 <sup>I</sup>	H05053 <sup>H</sup>	IN 2011, ADDED "OR USE TOBACCO"
H12054	Q.84	Q.84	Q.85	Q.75	Q.65	Q.72	✓	H11054	H10053	H09053 <sup>L</sup>	H08055 <sup>K</sup>	H07055 <sup>J</sup>	H06055 <sup>I</sup>	H05055 <sup>H</sup>	IN 2011, QUESTION CHANGED TO "HOW OFTEN"
H12055	Q.85	Q.85	Q.86	Q.76	Q.66	Q.73		H11055	H10054	H09054 <sup>L</sup>	H08056 <sup>K</sup>	H07056 <sup>J</sup>	H06056 <sup>I</sup>	H05056 <sup>H</sup>	IN Q3 2012 THE WORD "OTHER" WAS REMOVED. IN 2011, QUESTION CHANGED TO "HOW OFTEN"
H12056	Q.86	Q.86	Q.87	Q.77	Q.67	Q.74		H11056	H10055	H09055 <sup>L</sup>	H08057 <sup>K</sup>	H07057 <sup>J</sup>	H06057 <sup>I</sup>	H05057 <sup>H</sup>	IN Q3 2012 THE WORD "OTHER" WAS REMOVED. IN 2011, QUESTION CHANGED TO "HOW OFTEN"
H12057A-H12057D	Q.87	Q.87	Q.88	Q.78	Q.68	Q.75	✓	H11057A-H11057D							
H12058	Q.88	Q.88	Q.89	Q.79	Q.69	Q.76		H11058	H10056 <sup>M</sup>	H09056 <sup>L</sup>	H08058 <sup>K</sup>	H07058 <sup>J</sup>	H06058 <sup>I</sup>	H05058 <sup>H</sup>	IN Q3 2012, SKIP LOGIC REMOVED FROM MALE RESPONSE AND ADDED TO FEMALE RESPONSE
H12059B	Q.91	Q.91	Q.92	Q.82	Q.70	Q.77		H11059	H10057	H09057 <sup>L</sup>	H08059 <sup>K</sup>	H07059 <sup>J</sup>	H06059 <sup>I</sup>	H05059 <sup>H</sup>	IN Q1 2012, THE WORDING FOR THE ANSWER OPTIONS FOR 2-3 YEARS AND 3-5 YEARS WAS CHANGED SLIGHTLY.  IN Q3 2011, THE ANSWER OPTION "MORE THAN 2 YEARS BUT LESS THAN 3 YEARS AGO" WAS ADDED AND VARIABLE H11059 WAS RENAMED H11059B
H12060	Q.92	Q.92	Q.93	Q.83	Q.71	Q.78	✓	H11060	H10058 <sup>M</sup>	H09058 <sup>L</sup>	H08060 <sup>K</sup>	H07060 <sup>J</sup>	H06060 <sup>I</sup>	H05060 <sup>H</sup>	
H12061	Q.93	Q.93	Q.94	Q.84	Q.72	Q.79	✓	H11061	H10059 <sup>M</sup>	H09059 <sup>L</sup>	H08061 <sup>K</sup>	H07061 <sup>J</sup>	H06061 <sup>I</sup>	H05061 <sup>H</sup>	
H12062	Q.94	Q.94	Q.95	Q.85	Q.73	Q.80	✓	H11062	H10060 <sup>M</sup>	H09060 <sup>L</sup>	H08063 <sup>K</sup>	H07063 <sup>J</sup>	H06063 <sup>I</sup>	H05063 <sup>H</sup>	
H12063	Q.95	Q.95	Q.96	Q.86	Q.74	Q.81	✓	H11063	H10061 <sup>M</sup>	H09061 <sup>L</sup>	H08064 <sup>K</sup>	H07064 <sup>J</sup>	H06064 <sup>I</sup>	H05064 <sup>H</sup>	
H12064	Q.96	Q.96	Q.97	Q.87	Q.75	Q.82	✓	H11064	H10062 <sup>M</sup>	H09062 <sup>L</sup>	H08065 <sup>K</sup>	H07065 <sup>J</sup>	H06065 <sup>I</sup>	H05065 <sup>H</sup>	
H12065	Q.97	Q.97	Q.98	Q.88	Q.76	Q.83	✓	H11065	H10063 <sup>M</sup>	H09063	H08066 <sup>K</sup>	H07066 <sup>J</sup>	H06066 <sup>I</sup>	H05066 <sup>H</sup>	IN 2010, ELIMINATED "NOW"
H12066	Q.98	Q.98	Q.99	Q.89	Q.77	Q.84	✓	H11066	H10064 <sup>M</sup>	H09064 <sup>L</sup>	H08067 <sup>K</sup>	H07067 <sup>J</sup>	H06067 <sup>I</sup>	H05067 <sup>H</sup>	

<sup>G</sup> Identical to 2005

<sup>H</sup> Identical to 2006

<sup>I</sup> Identical to 2007

<sup>J</sup> Identical to 2008

<sup>K</sup> Identical to 2009

<sup>L</sup> Identical to 2010

<sup>M</sup> Identical to 2011

	FY 2012 Adult Survey							Related Questions in Earlier Surveys							Comments
	Qtr 3 Flag 1	Qtr 3 Flag 2	Qtr 3 Flag 3	Qtr 3 Flag 4	Qtr 2	Qtr 1		2011	2010	2009	2008	2007	2006	2005	
Variable Name	Question Number						Ident to 2011	Variable Name							
H12067	Q.99	Q.99	Q.100	Q.90	Q.78	Q.85	✓	H11067	H10065 <sup>M</sup>	H09065 <sup>L</sup>					
H12068	Q.100	Q.100	Q.101	Q.91	Q.79	Q.86	✓	H11068	H10066 <sup>M</sup>	H09066 <sup>L</sup>					
H12069	Q.101	Q.101	Q.102	Q.92	Q.80	Q.87	✓	H11069	H10067 <sup>M</sup>	H09067 <sup>L</sup>					
H12070	Q.102	Q.102	Q.103	Q.93	Q.81	Q.88	✓	H11070	H10068 <sup>M</sup>	H09068 <sup>L</sup>					
H12071F	Q.104	Q.104	Q.105	Q.95	Q.83	Q.90	✓	H11071F	H10069F <sup>M</sup>	H09069F <sup>L</sup>	H08068F <sup>K</sup>	H07068F <sup>J</sup>	H06068F <sup>I</sup>	S05H01F <sup>H</sup>	
H12071I	Q.105	Q.105	Q.106	Q.96	Q.83	Q.90	✓	H11071I	H10069I <sup>M</sup>	H09069I <sup>L</sup>	H08068I <sup>K</sup>	H07068I <sup>J</sup>	H06068I <sup>I</sup>	S05H01I <sup>H</sup>	
H12072	Q.106	Q.106	Q.107	Q.97	Q.84	Q.91	✓	H11072	H10070 <sup>M</sup>	H09070 <sup>L</sup>	H08069 <sup>K</sup>	H07069 <sup>J</sup>	H06069 <sup>I</sup>	S05H02 <sup>H</sup>	
SREDA	Q.107	Q.107	Q.108	Q.98	Q.85	Q.92	✓	SREDA	SREDA <sup>M</sup>	SREDA <sup>L</sup>	SREDA <sup>K</sup>	SREDA <sup>J</sup>	SREDA <sup>I</sup>	SREDA <sup>H</sup>	
H12073, H12073A- H12073E	Q.108	Q.108	Q.109	Q.99	Q.86	Q.93	✓	H11073, H11073A- H11073E	H10071, H10071A- H10071E <sup>M</sup>	H09071, H09071A- H09071E <sup>L</sup>	H08070, H08070A- H08070E <sup>K</sup>	H07070 <sup>J</sup> , H07070A- H07070E	H06070, H06070A- H06070E <sup>I</sup>	H05068 <sup>H</sup>	
SRRACEA- SRRACEE	Q.109	Q.109	Q.110	Q.100	Q.87	Q.94	✓	SRRACEA - SRRACEE	SRRACEA - SRRACEE <sup>M</sup>	SRRACEA - SRRACEE <sup>L</sup>	SRRACEA - SRRACEE <sup>K</sup>	SRRACEA - SRRACEE <sup>J</sup>	SRRACEA - SRRACEE <sup>I</sup>	SRRACEA- SRRACEE <sup>H</sup>	
SRAGE	Q.110	Q.110	Q.111	Q.101	Q.88	Q.95	✓	SRAGE	SRAGE <sup>M</sup>	SRAGE <sup>L</sup>	SRAGE <sup>K</sup>	SRAGE	SRAGE <sup>I</sup>	SRAGE <sup>H</sup>	
H12074	Q.111	Q.111	Q.112	Q.102	Q.89	Q.96	✓	H11074							
H12075	Q.112	Q.112	Q.113	Q.103	Q.90	Q.97	✓	H11075	H10072 <sup>M</sup>	H09072 <sup>L</sup>	H08003 <sup>K</sup>	H07003 <sup>J</sup>	H06003 <sup>I</sup>	H05003 <sup>H</sup>	
H12076	Q.113	Q.113	Q.114	Q.104	Q.91	Q.98		H11076	H10073	H09073 <sup>L</sup>	H08004 <sup>K</sup>	H07004 <sup>J</sup>	H06004 <sup>I</sup>	H05004 <sup>H</sup>	IN 2012, SKIP LOGIC WAS REMOVED FOR THIS QUESTION
H12077	Q.114	Q.114	Q.115	Q.105	Q.92	Q.99	✓	H11077							
H12078	Q.115	Q.115	Q.116	Q.106	Q.93	Q.100	✓	H11078	H10074 <sup>M</sup>	H09074 <sup>L</sup>	H08005 <sup>K</sup>	H07005 <sup>J</sup>	H06005 <sup>I</sup>	H05005 <sup>H</sup>	
H12079	Q.104	Q.104	Q.105	Q.95	Q.94	Q.101	✓	H11079							
S12B01	Q.34	Q.34	Q.35	Q.34	Q.39	Q.46	✓	S11B01	S10B01 <sup>M</sup>	S09B01	S08B01 <sup>K</sup>	S07B01	S06B01		ELIMINATED "NOW" IN 2010
S12B02	Q.35	Q.35	Q.36	Q.35	Q.40	Q.47	✓	S11B02	S10B02 <sup>M</sup>	S09B02 <sup>L</sup>	S08B02 <sup>K</sup>	S07B02	S06B02		
S12B03	Q.36	Q.36	Q.37	Q.36	Q.41	Q.48	✓	S11B03	S10B03 <sup>M</sup>	S09B03 <sup>L</sup>	S08B03 <sup>K</sup>	S07B03	S06B03		
S12B04	Q.37	Q.37	Q.38	Q.37	Q.42	Q.49	✓	S11B04	S10B04 <sup>M</sup>	S09B04 <sup>L</sup>	S08B04	S07B04	S06B04		

<sup>G</sup> Identical to 2005

<sup>H</sup> Identical to 2006

<sup>I</sup> Identical to 2007

<sup>J</sup> Identical to 2008

<sup>K</sup> Identical to 2009

<sup>L</sup> Identical to 2010

<sup>M</sup> Identical to 2011

	FY 2012 Adult Survey							Related Questions in Earlier Surveys							Comments
	Qtr 3 Flag 1	Qtr 3 Flag 2	Qtr 3 Flag 3	Qtr 3 Flag 4	Qtr 2	Qtr 1		2011	2010	2009	2008	2007	2006	2005	
Variable Name	Question Number							Ident to 2011	Variable Name						
S12B23	Q.103A	Q.103A	Q.104A	Q.94A	Q.82A	Q.89A		S11B23	S10B23 <sup>M</sup>	S09B23					IN 2012, CHANGED "HAD" TO "HAVE HAD". "IN YOUR LIFE" WAS REMOVED FROM INTRODUCTORY PARAGRAPH FOR QUESTION IN 2010
S12B24	Q.103B	Q.103B	Q.104B	Q.94B	Q.82B	Q.89B	✓	S11B24	S10B24 <sup>M</sup>	S09B24					"IN YOUR LIFE" WAS REMOVED FROM INTRODUCTORY PARAGRAPH FOR QUESTION IN 2010
S12B25	Q.103C	Q.103C	Q.104C	Q.94C	Q.82C	Q.89C	✓	S11B25	S10B25 <sup>M</sup>	S09B25					"IN YOUR LIFE" WAS REMOVED FROM INTRODUCTORY PARAGRAPH FOR QUESTION IN 2010
S12B26	Q.103D	Q.103D	Q.104D	Q.94D	Q.82D	Q.89D	✓	S11B26	S10B26 <sup>M</sup>	S09B26					"IN YOUR LIFE" WAS REMOVED FROM INTRODUCTORY PARAGRAPH FOR QUESTION IN 2010
S12009	Q.28	Q.28	Q.29	Q.28	Q.33	Q.40	✓	S11009	S10009 <sup>M</sup>	S09009 <sup>L</sup>	H08010 <sup>K</sup>				
S12010	Q.29	Q.29	Q.30	Q.29	Q.34	Q.41	✓	S11010	S10010 <sup>M</sup>	S09010 <sup>L</sup>	H08011 <sup>K</sup>				
S12011	Q.116	Q.116	Q.117	Q.107	Q.95	Q.102	✓	S11011	S10011 <sup>M</sup>	S09011					ADDITIONAL INSTRUCTIONS GIVEN IN 2010
S12014	Q.117	Q.117	Q.118	Q.108	Q.96	Q.103	✓	S11014	S10014 <sup>M</sup>	S09014					ADDITIONAL INSTRUCTIONS GIVEN IN 2010
S12AD			Q.02												
S12U01	Q.38	Q.38	Q.39								S08U01				
S12U02	Q.39	Q.39	Q.40								S08U02				
S12U03	Q.40	Q.40	Q.41								S08U03				
S12U04	Q.41	Q.41	Q.42								S08U04				
S12U05	Q.42	Q.42	Q.43								S08U05				
S12U06	Q.43	Q.43	Q.44								S08U06				
S12U07	Q.44	Q.44	Q.45								S08U07				
S12U08	Q.45	Q.45	Q.46								S08U08				
S12U09	Q.46	Q.46	Q.47								S08U09				
S12G18	Q.64	Q.64	Q.65	Q.55			✓	S11G18 <sup>L</sup>	S10G18			S07G18	S06G18	S05G18	IN 2011, OPERATION NEW DAWN WAS ADDED TO LIST OF CONTINGENCY OPERATIONS. ALSO, THERE ARE FEWER QUESTIONS INCLUDED IN THE SKIP PATTERN

<sup>G</sup> Identical to 2005

<sup>H</sup> Identical to 2006

<sup>I</sup> Identical to 2007

<sup>J</sup> Identical to 2008

<sup>K</sup> Identical to 2009

<sup>L</sup> Identical to 2010

<sup>M</sup> Identical to 2011



	FY 2012 Adult Survey						Related Questions in Earlier Surveys							Comments	
	Qtr 3 Flag 1	Qtr 3 Flag 2	Qtr 3 Flag 3	Qtr 3 Flag 4	Qtr 2	Qtr 1	2011	2010	2009	2008	2007	2006	2005		
Variable Name	Question Number						Ident to 2011	Variable Name							
S12G19	Q.65	Q.65	Q.66	Q.56			✓	S11G19 <sup>L</sup>	S10G19			S07G19	S06G19	S05G19	
S12G23	Q.66	Q.66	Q.67	Q.57			✓	S11G23 <sup>L</sup>	S10G23			S07G23	S06G23	S05G23	
S12G27	Q.67	Q.67	Q.68	Q.58			✓	S11G27 <sup>L</sup>	S10G27			S07G27	S06G27	S05G27	
S12G28	Q.68	Q.68	Q.69	Q.59			✓	S11G28 <sup>L</sup>	S10G28			S07G28	S06G28	S05G28	
S12G29A- S12G29K	Q.69	Q.69	Q.70	Q.60			✓	S11G29A <sup>L</sup> -S11G29K <sup>L</sup>	S10G29A - S10G29K			S07G29A- S07G29K	S06G29A- S06G29K	S05G29A- S05G29K	
S12G30	Q.70	Q.70	Q.71	Q.61			✓	S11G30 <sup>L</sup>	S10G30			S07G30	S06G30	S05G30	
S12G31	Q.71	Q.71	Q.72	Q.62			✓	S11G31 <sup>L</sup>	S10G31			S07G31	S06G31	S05G31	
S12G32	Q.72	Q.72	Q.73	Q.63			✓	S11G32 <sup>L</sup>	S10G32			S07G32	S06G32	S05G32	
S12G33	Q.73	Q.73	Q.74	Q.64			✓	S11G33 <sup>L</sup>	S10G33			S07G33	S06G33	S05G33	
S12G34	Q.74	Q.74	Q.75	Q.65			✓	S11G34 <sup>L</sup>	S10G34			S07G34	S06G34	S05G34	IN 2011, QUESTION CHANGED TO "HOW OFTEN"
S12G35	Q.75	Q.75	Q.76	Q.66			✓	S11G35 <sup>L</sup>	S10G35			S07G35	S06G35	S05G35	IN 2011, QUESTION CHANGED TO "HOW OFTEN"
S12G40	Q.76	Q.76	Q.77	Q.67			✓	S11G40 <sup>L</sup>	S10G40						IN 2011, THERE ARE FEWER QUESTIONS IN THE SKIP PATTERN
S12G41	Q.77	Q.77	Q.78	Q.68				S11G41 <sup>L</sup>	S10G41						
S12015	Q.80	Q.80	Q.81	Q.71			✓	S11015							
S12016	Q.89	Q.89	Q.90	Q.80				S11016							REPEAT OF Q3 2011 QUESTION EXCEPT "No" WAS ADDED TO THE -5 RESPONSE CHOICE.
S12017	Q.90	Q.90	Q.91	Q.81				S11017							REPEAT OF Q3 2011 QUESTION EXCEPT "MEN" WAS REMOVED FROM 2012 SKIP TEXT.
S12AA01					Q.5										
S12AA02A - S12AA02W					Q.6										
S12AA03					Q.7										
S12AA04A- S12AA04E					Q.8										
S12AA05					Q.9										

<sup>G</sup> Identical to 2005

<sup>H</sup> Identical to 2006

<sup>I</sup> Identical to 2007

<sup>J</sup> Identical to 2008

<sup>K</sup> Identical to 2009

<sup>L</sup> Identical to 2010

<sup>M</sup> Identical to 2011

	FY 2012 Adult Survey						Related Questions in Earlier Surveys							Comments
	Qtr 3 Flag 1	Qtr 3 Flag 2	Qtr 3 Flag 3	Qtr 3 Flag 4	Qtr 2	Qtr 1	2011	2010	2009	2008	2007	2006	2005	
Variable Name	Question Number						Ident to 2011	Variable Name						
S12J01						Q.5	✓	S11J01 <sup>K</sup>		S09J01	S08J01		S05J01	
S12J02A- S12J02I						Q.6	✓	S11J02A- S11J02I <sup>K</sup>		S09J02A- S09J02I	S08J02A- S08J02I		S05J02A- S05J02I	
S12J03						Q.7	✓	S11J03 <sup>K</sup>		S09J03	S08J03		S05J03	DIFFERENT RESPONSES IN 2009
S12J04						Q.8	✓	S11J04 <sup>K</sup>		S09J04	S08J04		S05J04	
S12J05						Q.9	✓	S11J05 <sup>K</sup>		S09J05	S08J05		S05J05	
S12J06						Q.10	✓	S11J06 <sup>K</sup>		S09J06	S08J06		S05J06	
S12J07A- S12J07O						Q.11		S11J07A- S11J07N <sup>K</sup>		S09J07A- S09J07N	S08J07A- S08J07N		S05J07A- S05J07N	IN 2012, S12J07O: "I HAVE ACCESS TO BETTER QUALITY CARE THROUGH TRICARE" WAS ADDED AS A RESPONSE
S12J08						Q.12	✓	S11J08 <sup>K</sup>		S09J08	S08J08		S05J08	
S12J09A- S12J09L						Q.13	✓	S11J09A- S11J09L <sup>K</sup>		S09J09A- S09J09L	S08J09A- S08J09L		S05J09A- S05J09L	
S12J10						Q.14		S11J10 <sup>K</sup>		S09J10	S08J10		S05J10	IN 2012, SKIP LOGIC WAS ADDED TO NO RESPONSE IN CONJUNCTION WITH NEW QUESTIONS S12J13A-S12J13N AND S12J14
S12J13A- S12J13N						Q.15								
S12J14						Q.16								

<sup>G</sup> Identical to 2005  
<sup>K</sup> Identical to 2009

<sup>H</sup> Identical to 2006  
<sup>L</sup> Identical to 2010

<sup>I</sup> Identical to 2007  
<sup>M</sup> Identical to 2011

<sup>J</sup> Identical to 2008

**APPENDIX D**  
**CODING SCHEME AND CODING TABLES – QUARTER III**

***PAGE IS INTENTIONALLY LEFT BLANK TO ALLOW FOR DOUBLE-SIDED COPYING***

### QUARTER III

#### 2012 HEALTH CARE SURVEY OF DOD BENEFICIARIES (HCSDB) CODING SCHEME AND CODING TABLES

#### BASIC SAS AND ASCII/EBCDIC MISSING DATA AND NOT APPLICABLE CODES

SAS		ASCII/EBCDIC	Description
Numeric	Numeric		
.	-9	No response	
.O	-7	Out of range error	
.N	-6	Not applicable or valid skip	
.D	-5	Scalable response of “don’t know” or “not sure”	
.I	-4	Incomplete grid error	
.C	-1	Question should have been skipped	

Missing values ‘.’ and incomplete grids ‘.I’ are encoded prior to implementation of the Coding Scheme Notes (see below).

**Coding Table for Note 1:  
H12003, H12004**

N1	H12003 is:	H12004 is:	H12003 is coded as:	H12004 is coded as:	*
1	1-16: Health plan or -5: Not sure	Marked or missing response	Stands as original value	Stands as original value	
2	-6: No usage in past 12 months	Marked response	Stands as original value	.C: Question should be skipped	F
3	-6: No usage in past 12 months	Missing response	Stands as original value	.N: Valid skip	F
4	Missing response	Marked or missing response	Stands as original value	Stands as original value	

\* Indication of backward coding (B) or forward coding (F).

**Coding Table for Note 2:  
H12006, H12007, H12008**

N2	H12006 is:	H12007-H12008 are:	H12006 is coded as:	H12007-H12008 are coded as:	*
1	1: Yes	“All are blank”	Stands as original value	Stand as original value	
2	1: Yes or .: missing	“Blank or NA”	2: No	.N: Valid skip if missing; .C: question should be skipped if marked	B F
3	1: Yes	“One marked, and one NA”	Stands as original value	.: Missing if -6; stand as original value otherwise	F
4	1: Yes	At least one is “marked”	Stands as original value	Stand as original value	
5	2: No	“One marked, and one NA”	Stands as original value	.C: Question should be skipped if marked	F
6	2: No or .: missing	At least one is “marked”	1: Yes	.: Missing if -6; stand as original value otherwise	B F
7	2: No	“All are blank” or “blank or NA”	Stands as original value	.N: Valid skip if missing; .C: question should be skipped if marked	F
8	.: Missing	“All are blank”	Stands as original value	Stand as original value	

\* Indication of backward coding (B) or forward coding (F).

Definition of “all are blank” in Coding Table for Note 2:  
Responses to H12007-H12008 are all missing.

Definition of “blank or NA” in Coding Table for Note 2:  
All of the following are true: H12007-H12008 are a combination of not applicable (-6) or missing.

Definition of “one marked and one NA” in Coding Table for Note 2:  
H12007-H12008 have one response marked not applicable (-6) and one marked response (other than not applicable).

Definition of “marked” in Coding Table for Note 2:  
Any pattern of marks outside the definitions “all are blank”, “one marked and one NA”, and “blank or NA”.

**Coding Table for Note 3:  
H12009, H12010, H12011**

N3	H12009 is:	H12010-H12011 are:	H12009 is coded as:	H12010-H12011 are coded as:	*
1	1: Yes	“All are blank”	Stands as original value	Stand as original value	
2	1: Yes or .: missing	“Blank or NA”	2: No	.N: Valid skip if missing; .C: question should be skipped if marked	B F
3	1: Yes	“One marked and one NA”	Stands as original value	.: Missing if -6; stand as original value otherwise	F
4	1: Yes	At least one is “marked”	Stands as original value	Stand as original value	
5	2: No	“One marked and one NA”	Stands as original value	.C: Question should be skipped if marked	F
6	2: No or .: missing	At least one is “marked”	1: Yes	.: Missing if -6; stand as original value otherwise	B F
7	2: No	“All are blank” or “blank or NA”	Stands as original value	.N: Valid skip if missing; .C: question should be skipped if marked	F
8	.: Missing	“All are blank”	Stands as original value	Stand as original value	

\* Indication of backward coding (B) or forward coding (F).

Definition of “all are blank” in Coding Table for Note 3:  
Responses to H12010-H12011 are all missing.

Definition of “blank or NA” in Coding Table for Note 3:  
All of the following are true: H12010-H12011 are a combination of not applicable (-6) or missing.

Definition of “one marked and one NA” in Coding Table for Note 3:  
H12010-H12011 have one response marked not applicable (-6) and one marked response (other than not applicable).

Definition of “marked” in Coding Table for Note 3:  
Any pattern of marks outside the definitions “all are blank”, “one marked and one NA”, and “blank or NA”.

**Coding Table for Note 4:  
H12013, H12014-H12018**

N4	H12013 is:	H12014-H12018 are:	H12013 is coded as:	H12014-H12018 are coded as:	*
1	1: None	Any value	Stands as original value	.N: Valid skip if missing; .C: question should be skipped if marked	F
2	2-7, or .: missing	“Blank or NA”	1: None	.N: Valid skip if missing; .C: question should be skipped if marked	B F
3	2-7	At least one is “marked” or “all are blank”	Stands as original value	.: Missing if -6; stand as original value otherwise	F
4	.: Missing	“All are blank”	Stands as original value	Stand as original value	
5	.: Missing	At least one is “marked”	Stands as original value	.: Missing if -6; stand as original value otherwise	F

\* Indication of backward coding (B) or forward coding (F).

Definition of “all are blank” in Coding Table for Note 4:  
Responses to H12014-H12018 are all missing.

Definition of “blank or NA” in Coding Table for Note 4:  
All of the following are true: H12014-H12018 are a combination of not applicable (-6) or missing.

Definition of “marked” in Coding Table for Note 4:  
Any pattern of marks outside the definitions “all are blank” and “blank or NA”.



**Coding Table for Note 5:  
H12015, H12016-H12017**

N5	H12015 is:	H12016 is:	H12017 is:	H12015 is coded as:	H12016 is coded as:	H12017 is coded as:	*
1	.N: Valid skip, or .C: question should be skipped	.N: Valid skip, or .C: question should be skipped	.N: Valid skip, or .C: question should be skipped	Stands as original value	Stands as original value	Stands as original value	
2	1: Yes	Any value	Any value	Stands as original value	Stands as original value	Stands as original value	
3	2: No or .: missing	1: Definitely yes 2: somewhat yes	Any value	1: Yes	Stands as original value	Stands as original value	B
4	2: No or .: missing	3: Somewhat no, 4: definitely no, or .: missing	1: Definitely yes 2: somewhat yes	1: Yes	Stands as original value	Stands as original value	B
5	2: No	3: Somewhat no, 4: definitely no, or .: missing	3: Somewhat no, 4: definitely no, or .: missing	Stands as original value	.N: Valid skip if missing; .C: question should be skipped if marked	.N: Valid skip if missing; .C: question should be skipped if marked	F
6	.: Missing	3: Somewhat no, 4: definitely no, or .: missing	3: Somewhat no, 4: definitely no, or .: missing	Stands as original value	Stands as original value	Stands as original value	

\* Indication of backward coding (B) or forward coding (F).

**Coding Table for Note 6:  
H12019, H12020-H12027, S12009**

N6	H12019 is:	H12020- H12024 are:	H12025- H12026, S12009 are:	H12027 is:	H12019 is coded as:	H12020- H12026, S12009 are coded as:	H12027 is coded as:	*
1	1: Yes	Any value	Any value	Any value	Stands as original value	Stand as original value	.: Missing if -6; stands as original value otherwise	F
2	2: No or .: missing	Any value	Any value	0-10	1: Yes	Stand as original value	Stands as original value	B
3	2: No or .: missing	At least one is "marked"	Any value	.: Missing	1: Yes	Stand as original value	Stands as original value	B
4	2: No	At least one is "marked"	Any value	-6: No personal doctor	Stands as original value	.N: Valid skip if missing; .C: question should be skipped if marked	.C: Question should be skipped	F
5	2: No	"Blank or NA"	Any value	-6: No personal doctor or .: missing	Stands as original value	.N: Valid skip if missing; .C: question should be skipped if marked	.N: Valid skip if missing; .C: question should be skipped if marked	F
6	.: Missing	Any value	Any value	-6: No personal doctor	2: No	.N: Valid skip if missing; .C: question should be skipped if marked	.C: Question should be skipped	B F
7	.: Missing	"Blank or NA"	Any value	.: Missing	Stands as original value	Stand as original value	Stands as original value	

\* Indication of backward coding (B) or forward coding (F).

Definition of "blank or NA" in Coding Table for Note 6:

All of the following are true: H12020 is either 0: None or missing and H12021-H12024 are either not applicable (-6) or missing.

Definition of "marked" in Coding Table for Note 6:

Any pattern of marks for H12020-H12024 outside the definition "blank or NA".

**Coding Table for Note 7:  
H12020, H12021-H12026**

N7	H12020 is:	H12021-H12024 are:	H12025-H12026 are:	H12020 is coded as:	H12021-H12026 are coded as:	*
1	.N: Valid skip, or .C: question should be skipped	.N: Valid skip, or .C: question should be skipped	Any value	Stands as original value	Stand as original value	
2	0: None	Any value	Any value	Stands as original value	.N: Valid skip if missing; .C: question should be skipped if marked	F
3	1-6: Visits, or .: missing	“Blank or NA”	Any value	0: None	.N: Valid skip if missing; .C: question should be skipped if marked	B F
4	1-6: Visits, or .: missing	At least one is “marked” or “all are blank”	Any value	Stands as original value	.: Missing if –6; stand as original value otherwise	F

\* Indication of backward coding (B) or forward coding (F).

Definition of “all are blank” in Coding Table for Note 7:  
Responses to H12021-H12024 are all missing.

Definition of “blank or NA” in Coding Table for Note 7:  
Responses to H12021-H12024 are a combination of not applicable (-6) or missing.

Definition of “marked” in Coding Table for Note 7:  
Any pattern of marks for H12021-H12024 outside the definitions “all are blank” and “blank or NA”.

**Coding Table for Note 8:  
H12025, H12026**

N8	H12025 is:	H12026 is:	H12025 is coded as:	H12026 is coded as:	*
1	.N: Valid skip, or .C: question should be skipped	.N: Valid skip, or .C: question should be skipped	Stands as original value	Stands as original value	
2	1: Yes	Any value	Stands as original value	Stands as original value	
3	2: No or .: missing	1-4: How often	1: Yes	Stands as original value	B
4	2: No	.: Missing	Stands as original value	.N: Valid skip	F
5	.: Missing	.: Missing	Stands as original value	Stands as original value	

\* Indication of backward coding (B) or forward coding (F).

**Coding Table for Note 8\_01:  
S12009, S12010**

N8_01	S12009 is:	S12010 is:	S12009 is coded as:	S12010 is coded as:	*
1	.N: Valid skip, or .C: question should be skipped	Any value	Stands as original value	Stands as original value	
2	1: Yes	Any value	Stands as original value	.N: Valid skip if missing; .C: question should be skipped if marked	F
3	2: No	Any value	Stands as original value	Stands as original value	
4	.: Missing	Any value	Stands as original value	Stands as original value	

\* Indication of backward coding (B) or forward coding (F).

**Coding Table for Note 9:  
H12028, H12029-H12031**

N9	H12028 is:	H12029-H12031 are:	H12028 is coded as:	H12029 is coded as:	H12030-H12031 are coded as:	*
1	1: Yes	Any value	Stands as original value	.: Missing if -6; stands as original value otherwise	Stand as original value	F
2	2: No or .: missing	At least one is “marked”	1: Yes	.: Missing if -6; stands as original value otherwise	Stand as original value	B
3	2: No	“All are blank” or “blank or NA”	Stands as original value	.N: Valid skip if missing; .C: question should be skipped if marked	.N: Valid skip if missing; .C: question should be skipped if marked	F
4	.: Missing	“Blank or NA”	2: No	.N: Valid skip if missing; .C: question should be skipped if marked	.N: Valid skip if missing; .C: question should be skipped if marked	B F
5	.: Missing	“All are blank”	Stands as original value	Stands as original value	Stand as original value	

\* Indication of backward coding (B) or forward coding (F).

Definition of “all are blank” in Coding Table for Note 9:  
Responses to H12029-H12031 are all missing.

Definition of “blank or NA” in Coding Table for Note 9:  
All of the following are true: H12029 and H12031 are a combination of not applicable (-6) or missing, H12030 is either missing or 0: None.

Definition of “marked” in Coding Table for Note 9:  
Any pattern of marks outside the definitions “all are blank” and “blank or NA”.

**Coding Table for Note 10:  
H12030, H12031**

N10	H12030 is:	H12031 is:	H12030 is coded as:	H12031 is coded as:	*
1	.N: Valid skip, or .C: question should be skipped	.N: Valid skip, or .C: question should be skipped	Stands as original value	Stands as original value	
2	1-5: Specialists	0-10 or .: missing	Stands as original value	Stands as original value	
3	1-5: Specialists or .: missing	-6: Didn't see a specialist in the last 12 months	0: None	.C: Question should be skipped	B F
4	0: None	Any value	Stands as original value	.N: Valid skip if missing; .C: question should be skipped if marked	F
5	.: Missing	0-10 or .: missing	Stands as original value	Stands as original value	

\* Indication of backward coding (B) or forward coding (F).

**Coding Table for Note 10\_B1:  
S12B02, S12B03-S12B04**

N10_B1	S12B02 is:	S12B03-S12B04 are:	S12B02 is coded as:	S12B03-S12B04 are coded as:	*
1	1: Yes	Any value	Stands as original value	.: Missing if -6; stand as original value otherwise	F
2	2: No or .: missing	At least one is "marked"	1: Yes	.: Missing if -6; stand as original value otherwise	B F
3	2: No	"All are blank" or "blank or NA"	Stands as original value	.N: Valid skip if missing; .C: question should be skipped if marked	F
4	.: Missing	"Blank or NA"	2: No	.N: Valid skip if missing; .C: question should be skipped if marked	B F
5	.: Missing	"All are blank"	Stands as original value	Stand as original value	

\* Indication of backward coding (B) or forward coding (F).

Definition of "all are blank" in Coding Table for Note 10\_B1:  
Responses to S12B03-S12B04 are all missing.

Definition of "blank or NA" in Coding Table for Note 10\_B1:  
All of the following are true: S12B03-S12B04 are a combination of not applicable (-6) or missing.

Definition of "marked" in Coding Table for Note 10\_B1:  
Any pattern of marks outside the definitions "all are blank" and "blank or NA".

**Coding Table for Note 10\_U1:  
S12U01, S12U02-S12U09**

N10_U1	S12U01 is:	S12U02 -S12U09 are:	S12U01 is coded as:	S12U02 -S12U09 are coded as:	*
1	1: Yes or .:missing	Any value	Stands as original value	Stand as original value	
2	2: No	Any value	Stands as original value	.N: Valid skip if missing; .C: question should be skipped if marked	F

\* Indication of backward coding (B) or forward coding (F).

Definition of "all are blank" in Coding Table for Note 10B1:  
Responses to S12U02-S12U04 are all missing.

**Coding Table for Note 10\_U2:  
S12U02, S12U03-S12U04**

N10_U2	S12U02 is:	S12U03 is:	S12U04 is:	S12U02 is coded as:	S12U03 is coded as:	S12U04 is coded as:	*
1	.N, valid skip, or .C, question should be skipped	.N, valid skip, or .C, question should be skipped	.N, valid skip, or .C, question should be skipped	Stands as original value	Stands as original value	Stands as original value	
2	1: Yes	1: Sick call	Any value	Stands as original value	Stands as original value	Stands as original value	
3	1: Yes	2: Someplace else, missing	3: Wait for sick call	Stands as original value	1: Sick call	Stands as original value	B
4	1: Yes	2: Someplace else	1, 2, missing	Stands as original value	Stands as original value	.N: Valid skip if missing; .C: question should be skipped if marked	F
5	1: Yes or .:Missing	.: Missing response	1, 2, missing	Stands as original value	Stands as original value	Stands as original value	
6	2: No	Any value	Any value	Stands as original value	.N: Valid skip if missing; .C: question should be skipped if marked	.N: Valid skip if missing; .C: question should be skipped if marked	F
7	.: Missing response	1: Sick call	Any value	1: Yes	Stands as original value	Stands as original value	B
8	.: Missing response	2: Someplace else, missing	3: Wait for sick call	1: Yes	1: Sick call	Stands as original value	B
9	.: Missing response	2: Someplace else	1, 2, missing	Stands as original value	Stands as original value	.N: Valid skip if missing; .C: question should be skipped if marked	F

\* Indication of backward coding (B) or forward coding (F).

**Coding Table for Note 10\_U3:  
S12U07, S12U08 S12U09**

N10_U3	S12U07 is:	S12U08 is:	S12U09 is:	S12U07 is coded as:	S12U08 is coded as:	S12U09 is coded as:	*
1	.N: Valid skip if missing; .C: question should be skipped if marked	.N: Valid skip if missing; .C: question should be skipped if marked	.N: Valid skip if missing; .C: question should be skipped if marked	Stands as original value	Stands as original value	Stands as original value	
2	1: Yes, 2: no, or missing	1: Never, 2: sometimes, 3: usually, 4: always, missing	1: Never, 2: sometimes, 3: usually, 4: always, missing	Stands as original value	Stands as original value	Stands as original value	
3	1: Yes, 2: no, or missing	-6: No visits	-6: No visits	.N: Valid skip if missing; .C: question should be skipped if marked	Stands as original value	Stands as original value	B
4	1: Yes, 2: no, or missing	1: Never, 2: sometimes, 3: usually, 4: always, missing	-6: No visits	.N: Valid skip if missing; .C: question should be skipped if marked	.N: Valid skip if missing; .C: question should be skipped if marked	Stands as original value	B
5	1: Yes, 2: no, or missing	-6: No visits	1: never, 2: sometimes, 3: usually, 4: always, missing	.N: Valid skip if missing; .C: question should be skipped if marked	Stands as original value	.N: Valid skip if missing; .C: question should be skipped if marked	F B
6	-6: No visits	1: Never, 2: sometimes, 3: usually, 4: always, missing	-6: No visits	Stands as original value	.N: Valid skip if missing; .C: question should be skipped if marked	Stands as original value	B
7	-6: No visits	-6: No visits	1: Never, 2: sometimes, 3: usually, 4: always, missing	Stands as original value	Stands as original value	.N: Valid skip if missing; .C: question should be skipped if marked	F
8	-6: No visits	1: Never, 2: sometimes, 3: usually, 4: always, missing	1: Never, 2: sometimes, 3: usually, 4: always, missing	Stands as original value	.N: Valid skip if missing; .C: question should be skipped if marked	.N: Valid skip if missing; .C: question should be skipped if marked	F

\* Indication of backward coding (B) or forward coding (F).

**Coding Table for Note 11:  
H12032, H12033**

N11	H12032 is:	H12033 is:	H12032 is coded as:	H12033 is coded as:	*
1	1: Yes	1-4: How often or .: missing	Stands as original value	Stands as original value	
2	1: Yes or .: missing	-6: Didn't need care, tests, or treatment	2: No	.C: Question should be skipped	B F
3	2: No or .: missing	1-4: How often	1: Yes	Stands as original value	B
4	2: No	-6: Didn't need care, tests, or treatment or .: missing	Stands as original value	.N: Valid skip if missing; .C: Question should be skipped if marked	F
5	.: Missing	.: Missing	Stands as original value	Stands as original value	

\* Indication of backward coding (B) or forward coding (F).

**Coding Table for Note 12:  
H12034, H12035**

N12	H12034 is:	H12035 is:	H12034 is coded as:	H12035 is coded as:	*
1	1: Yes	1-4: How often or .: missing	Stands as original value	Stands as original value	
2	1: Yes or .: missing	-6: Didn't look for information	2: No	.C: Question should be skipped	B F
3	2: No or .: missing	1-4: How often	1: Yes	Stands as original value	B
4	2: No	-6: Didn't look for information or .: missing	Stands as original value	.N: Valid skip if missing; .C: question should be skipped if marked	F
5	.: Missing	.: Missing	Stands as original value	Stands as original value	

\* Indication of backward coding (B) or forward coding (F).

**Coding Table for Note 13:  
H12036, H12037**

N13	H12036 is:	H12037 is:	H12036 is coded as:	H12037 is coded as:	*
1	1: Yes	1-4: How often or .: missing	Stands as original value	Stands as original value	
2	1: Yes or .: missing	-6: Didn't need service or equipment	2: No	.C: Question should be skipped	B F
3	2: No or .: missing	1-4: How often	1: Yes	Stands as original value	B
4	2: No	-6: Didn't need service or equipment or .: missing	Stands as original value	.N: Valid skip if missing; .C: question should be skipped if marked	F
5	.: Missing	.: Missing	Stands as original value	Stands as original value	

\* Indication of backward coding (B) or forward coding (F).



**Coding Table for Note 14:  
H12038, H12039**

N14	H12038 is:	H12039 is:	H12038 is coded as:	H12039 is coded as:	*
1	1: Yes	1-4: How often or .: missing	Stands as original value	Stands as original value	
2	1: Yes or .: missing	-6: Didn't need prescription meds	2: No	.C: Question should be skipped	B F
3	2: No or .: missing	1-4: How often	1: Yes	Stands as original value	B
4	2: No	-6: Didn't need prescription meds or .: missing	Stands as original value	.N: Valid skip if missing; .C: question should be skipped if marked	F
5	.: Missing	.: Missing	Stands as original value	Stands as original value	

\* Indication of backward coding (B) or forward coding (F).

**Coding Table for Note 15:  
H12040, H12041-H12042**

N15	H12040 is:	H12041-H12042 are:	H12040 is coded as:	H12041-H12042 are coded as:	*
1	1: Yes	At least one is "marked" or "all are blank"	Stands as original value	.: Missing if -6; stands as original value otherwise	F
2	1: Yes or .: missing	"Blank or NA"	2: No	.N: Valid skip if missing; .C: question should be skipped if marked	B F
3	2: No or .: missing	At least one is "marked"	1: Yes	.: Missing if -6; stands as original value otherwise	B F
4	2: No	"All are blank" or "blank or NA"	Stands as original value	.N: Valid skip if missing; .C: question should be skipped if marked	F
5	.: Missing	"All are blank"	Stands as original value	Stand as original value	

\* Indication of backward coding (B) or forward coding (F).

Definition of "all are blank" in Coding Table for Note 15:  
Responses to H12041-H12042 are all missing.

Definition of "blank or NA" in Coding Table for Note 15:  
All of the following are true: H12041-H12042 are a combination of not applicable (-6) or missing.

Definition of "marked" in Coding Table for Note 15:  
Any pattern of marks outside the definitions "all are blank" and "blank or NA".

**Coding Table for Note 16:  
H12043, H12044**

N16	H12043 is:	H12044 is:	H12043 is coded as:	H12044 is coded as:	*
1	1: Yes	1-4: How often or .: missing	Stands as original value	Stands as original value	
2	1: Yes or .: missing	-6: Didn't receive forms to fill out	2: No	.C: Question should be skipped	B F
3	2: No or .: missing	1-4: How often	1: Yes	Stands as original value	B
4	2: No	-6: Didn't receive forms to fill out or .: missing	Stands as original value	.N: Valid skip if missing; .C: question should be skipped if marked	F
5	.: Missing	.: Missing	Stands as original value	Stands as original value	

\* Indication of backward coding (B) or forward coding (F).

**Coding Table for Note 17:  
H12045, H12046-H12047**

N17	H12045 is:	H12046-H12047 are:	H12045 is coded as:	H12046-H12047 are coded as:	*
1	1: Yes	At least one is "marked", "all are blank" or "blank or don't know"	Stands as original value	.: Missing if -6; stands as original value otherwise	F
2	1: Yes, -5: don't know or .: missing	"Blank or NA" or "NA or don't know"	2: No	.N: Valid skip if missing; .C: question should be skipped if marked	B F
3	2: No, -5: don't know or .: missing	At least one is "marked"	1: Yes	.: Missing if -6; stands as original value otherwise	B F
4	2: No	None are "marked"	Stands as original value	.N: Valid skip if missing; .C: question should be skipped if marked	F
5	-5: Don't know	"Blank or don't know" or "all are blank"	Stands as original value	.N: Valid skip if missing; .C: question should be skipped if marked	F
6	.: Missing	"Blank or don't know" or "all are blank"	Stands as original value	Stand as original value	

\* Indication of backward coding (B) or forward coding (F).

Definition of "all are blank" in Coding Table for Note 17:  
Responses to H12046-H12047 are all missing.

Definition of "blank or NA" in Coding Table for Note 17:  
Responses to H12046-H12047 are either all not applicable (-6) or a combination of missing and not applicable (-6).

Definition of "blank or don't know" in Coding Table for Note 17:  
Responses to H12046-H12047 are either all don't know (-5) or a combination of missing and don't know (-5).

Definition of "NA or don't know" in Coding Table for Note 17:  
Responses to H12046-H12047 are a combination of not applicable (-6) and don't know (-5).

Definition of "marked" in Coding Table for Note 17:  
Any pattern of marks outside the definitions "all are blank," "blank or NA," "blank or don't know," or "NA or don't know".

**Coding Table for Note 17\_G1:**

**S12G18, S12G19, S12G23, S12G27-S12G28, S12G29A-S12G29K, S12G30-S12G35, S12G40-S12G41**

N17 _G1	S12G18 is:	S12G19 is:	S12G23 is:	S12G27- S12G35 S12G40- S12G41 are:	S12G18 is coded as:	S12G19 is coded as:	S12G23 is coded as:	S12G27- S12G35 S12G40- S12G41 are coded as:	*
1	1: Yes	3: Reservist not on active duty for contingency operation or 4: not a reservist	3: Spouse/ parent reservist not on active duty for contingency operation or 4: spouse/ parent not a reservist	Any value	2: No	.N: Valid skip if missing; .C: question should be skipped if marked	.N: Valid skip if missing; .C: question should be skipped if marked	.N: Valid skip if missing or unmarked; .C: question should be skipped if marked	B F
2	1: Yes	3: Reservist not on active duty for contingency operation or 4: not a reservist	1, 2 : Yes or .: missing	Any value	Stands as original value	Stands as original value	Stands as original value	Stand as original value	
3	1: Yes	1, 2 : Yes or .: missing	Any value	Any value	Stands as original value	Stands as original value	Stands as original value	Stand as original value	
4	2: No or .: missing	1, 2 : Yes	Any value	Any value	1: Yes	Stands as original value	Stands as original value	Stand as original value	B
5	2: No or .: missing	3: Reservist not on active duty for contingency operation, 4: not a reservist or .: missing	1, 2 : Yes	Any value	1: Yes	Stands as original value	Stands as original value	Stand as original value	B
6	2: No	3: Reservist not on active duty for contingency operation, 4: not a reservist or .: missing	3: Spouse/ parent reservist not on active duty for contingency operation, 4: spouse/ parent not a reservist, or .: missing	Any value	Stands as original value	N: Valid skip if missing; .C: question should be skipped if marked	.N: Valid skip if missing; .C: question should be skipped if marked	N: Valid skip if missing or unmarked; .C: question should be skipped if marked	F
7	.: Missing	.: Missing	.: Missing	Any value	Stands as original value	Stands as original value	Stands as original value	Stand as original value	F

**Coding Table for Note 17\_G1 continued:**

N17_G1	S12G18 is:	S12G19 is:	S12G23 is:	S12G27-S12G35-S12G40-S12G41 are:	S12G18 is coded as:	S12G19 is coded as:	S12G23 is coded as:	S12G27-S12G35-S12G41 are coded as:	*
8	.: Missing	3: Reservist not on active duty for contingency operation, 4: not a reservist or .: missing	3: Spouse/ parent reservist not on active duty for contingency operation or 4: spouse/ parent not a reservist	Any value	2: No	.N: Valid skip if missing; .C: question should be skipped if marked	.N: Valid skip if missing; .C: question should be skipped if marked	.N: Valid skip if missing or unmarked; .C: question should be skipped if marked	B F
9	.: Missing	3: Reservist not on active duty for contingency operation or 4: not a reservist	.: Missing	Any value	2: No	.N: Valid skip if missing; .C: question should be skipped if marked	.N: Valid skip if missing; .C: question should be skipped if marked	.N: Valid skip if missing or unmarked; .C: question should be skipped if marked	B F

\* Indication of backward coding (B) or forward coding (F).

**Coding Table for Note 17\_G2:  
S12G28, S12G29A-S12G29K, S12G30**

N17_G2	S12G28 is:	S12G29A-S12G29K are:	S12G30 is:	S12G28 is coded as:	S12G29A-S12G29K are coded as:	S12G30 is coded as:	*
1	.N: Valid skip, or .C: question should be skipped	.N: Valid skip, or .C: question should be skipped	.N: Valid skip, or .C: question should be skipped	Stands as original value	Stand as original value	Stands as original value	
2	3: Civilian Coverage	Any value	Any value	Stands as original value	Stand as original value	Stands as original value	
3	1: Only TRICARE	Any value	Any value	Stands as original value	.N: Valid skip if missing or unmarked; .C: question should be skipped if marked	.N: Valid skip if missing; .C: question should be skipped if marked	F
4	2: Both or -5: don't know	Any value	Any value	Stands as original value	.N: Valid skip if missing or unmarked; .C: question should be skipped if marked	Stands as original value	F
5	.: Missing	"Marked"	Any value	3: Civilian Coverage	Stand as original value	Stands as original value	B
6	.: Missing	"All are unmarked"	1: Pay all, 2: pay nothing, 3: pay part or -5: don't know	-5: Don't know	.N: Valid skip	Stands as original value	B F
7	.: Missing	"All are unmarked"	.: Missing	Stands as original value	.: Missing	Stands as original value	F

\* Indication of backward coding (B) or forward coding (F).

Definition of "all are unmarked" in Coding Table for Note 17\_G2:

Responses to S12G29A-S12G29K are missing or unmarked.

Definition of "marked" in Coding Table for Note 17\_G2:

Any pattern of marks outside the definition "all are unmarked".

**Coding Table for Note 17\_G3:  
S12G32, S12G33-S12G34**

N17_G3	S12G32 is:	S12G33 is:	S12G34 is:	S12G32 is coded as:	S12G33 is coded as:	S12G34 is coded as:	*
1	.N: Valid skip, or .C: question should be skipped	.N: Valid skip, or .C: question should be skipped	.N: Valid skip, or .C: question should be skipped	Stands as original value	Stands as original value	Stands as original value	
2	1: Yes, 2: No or .: missing	-6: No personal doctor	-6: No personal doctor or .: missing	-6: No personal doctor	.C: Question should be skipped	.N: Valid skip if missing; .C: question should be skipped if marked	B F
3	1: Yes, 2: No or .: missing	-5: Don't know or .: missing	-6: No personal doctor	-6: No personal doctor	.N: Valid skip if missing; .C: question should be skipped if marked	.C: Question should be skipped	B F
4	1: Yes	1: Yes or 2: no	Any value	Stands as original value	Stands as original value	.: Missing if -6; stands as original value otherwise	F
5	1: Yes	-5: Don't know, -6: no personal doctor or .: missing	1-4: How often	Stands as original value	.: Missing if -6; stands as original value otherwise	Stands as original value	F
6	1: Yes	-5: Don't know or .: missing	.: Missing	Stands as original value	Stands as original value	Stands as original value	
7	2: No	1: Yes or 2: no	Any value	Stands as original value	.C: Question should be skipped	.: Missing if -6; stands as original value otherwise	F
8	2: No	-5: Don't know, -6: no personal doctor or .: missing	1-4: How often	Stands as original value	.N: Valid skip if missing; .C: question should be skipped if marked	Stands as original value	F
9	2: No	-5: Don't know or .: missing	.: Missing	Stands as original value	.N: Valid skip if missing; .C: question should be skipped if marked	Stands as original value	F
10	-6: No personal doctor	Any value	Any value	Stands as original value	.N: Valid skip if missing; .C: question should be skipped if marked	.N: Valid skip if missing; .C: question should be skipped if marked	F
11	.: Missing	1: Yes, 2: no, -5: don't know, or .: missing	1-4: How often or .: missing	Stands as original value	Stands as original value	Stands as original value	
12	.: Missing	1: Yes or 2: no	-6: No personal doctor	-6: No personal doctor	.C: Question should be skipped	.C: Question should be skipped	B F
13	.: Missing	-6: No personal doctor	1-4: How often	-6: No personal doctor	.C: Question should be skipped	.C: Question should be skipped	B F

\* Indication of backward coding (B) or forward coding (F).

**Coding Table for Note 17\_G4:  
S12G40, S12G41**

N17_G4	S12G40 is:	S12G41 is:	S12G40 is coded as:	S12G41 is coded as:	*
1	.N: Valid skip, or .C: question should be skipped	.N: Valid skip, or .C: question should be skipped	Stands as original value	Stands as original value	
2	1: Yes	Any value	Stands as original value	Stands as original value	
3	2: No or .: missing	1: Yes	1: Yes	Stands as original value	B
4	2: No	2: No, 3: don't know or .: missing	Stands as original value	.N: Valid skip if missing; .C: question should be skipped if marked	F
5	.: Missing	2: No, 3: don't know or .: missing	Stands as original value	Stands as original value	

\* Indication of backward coding (B) or forward coding (F).

**Coding Table for Note 18:  
H12053, H12054-H12056, H12057A-H12057D**

N18	H12053 is:	H12054- H12056 are:	H12057A- H12057D are:	H12053 is coded as:	H12054- H12056, H12057A- H12057D are coded as:	*
1	3: Some days, 4: every day, or .: missing	Any value	Any value	Stands as original value	Stand as original value	
2	2: Not at all or -5: don't know	Any value	"All are unmarked"	Stands as original value	.N: Valid skip if missing or unmarked; .C: question should be skipped if marked	F
3	2: Not at all	Any value	At least one is "marked"	.: Missing	Stand as original value	B
4	-5: Don't know	Any value	At least one is "marked"	Stands as original value	.N: Valid skip if missing or unmarked; .C: question should be skipped if marked	F

\* Indication of backward coding (B) or forward coding (F).

Definition of "all are unmarked" in Coding Table for Note 18:  
Responses to H12057A-H12057D are all missing or unmarked.

Definition of "marked" in Coding Table for Note 18:  
Any pattern of marks outside the definition "all are unmarked".

**Coding Tables for Notes 19A\_Q3 and 19B\_Q3:**

**Note 19A\_Q3**

**H12058, SEX, XSEXA, S12016-S12017, H12059B-H12064**

N19A_Q3	H12058 is :	SEX is:	H12059B-H12064 are:	S12016-S12017 are:	XSEXA is coded as:
1	.: Missing	F	Any value	Any value	2: Female
2	.: Missing	M	Any value	Any value	1: Male
3	.: Missing	Z or .: missing	Any marked	Any value	2: Female
4	.: Missing	Z or .: missing	All missing	Any marked	1: Male
5	.: Missing	Z or .: missing	All missing	All missing	.: Missing
6	1: Male	Any value	All missing	Any value	1: Male
7	1: Male	F	Any marked	Any value	2: Female
8	1: Male	M, Z, or .: missing	Any marked	Any value	1: Male
9	2: Female	Any value	Any marked	Any value	2: Female
10	2: Female	M	All missing	Any value	1: Male
11	2: Female	F, Z, or .: missing	All missing	Any value	2: Female

SEX (PNSEXCD) is the gender from the DEERS file. This variable is not used to override questionnaire responses, but to clear up any omissions or discrepancies in the responses.

XSEXA is the recoded gender variable after taking into account the self-reported response (H12058), any responses to gender-specific questions, and the gender of the sample beneficiary from DEERS.

**Note 19B\_Q3**

**XSEXA, S12016-S12017, H12059B-H12064**

N19B_Q3	XSEXA is:	H12059B-H12064 are:	S12016-S12017 are:	H12059B-H12064 are coded as:	S12016-S12017 are coded as:	*
1	1: Male	Any value	Any value	.N: Valid skip if missing; .C: question should be skipped if marked	Stand as original value	F
2	2: Female	Any value	Any value	Stand as original value	.N: Valid skip if missing; .C: question should be skipped if marked	F
3	.: Missing	Any value	Any value	.: Missing	.: Missing	

\* Indication of backward coding (B) or forward coding (F).

**Coding Table for Note 19\_01:  
S12016, S12017**

N19_01	S12016 is:	S12017 is:	S12016 is coded as:	S12017 is coded as:	*
1	.N: Valid skip, or .C: question should be skipped	.N: Valid skip, or .C: question should be skipped	Stands as original value	Stands as original value	
2	1: Yes	2-6: How long or .: missing	Stands as original value	Stands as original value	
3	1: Yes, -5: don't know or .: missing	1: Never had a PSA test	2: No	.C: Question should be skipped	B F
4	2: No, -5: don't know or .: missing	2-6: How long	1: Yes	Stands as original value	B
5	2: No	1: Never had a PSA test or .: missing	Stands as original value	.N: Valid skip if missing; .C: question should be skipped if marked	F
6	-5: Don't know	.: Missing	Stands as original value	.N: Valid skip	F
7	.: Missing	.: Missing	Stands as original value	Stands as original value	

\* Indication of backward coding (B) or forward coding (F).

**Coding Table for Note 20  
XSEXA, AGE, H12060, H12061**

N20	XSEXA is:	AGE is:	H12060 is:	H12061 is:	H12060 is coded as:	H12061 is coded as:	*
1	1: Male	Any value	.N: Valid skip, or .C: question should be skipped	.N: Valid skip, or .C: question should be skipped	Stands as original value	Stands as original value	
2	2: Female	Any value	2: 40 or over	Any value	Stands as original value	Stands as original value	
3	2: Female	Any value	1: Under 40	Any value	Stands as original value	.N: Valid skip if missing; .C: question should be skipped if marked	F
4	2: Female	Any value	.: Missing	Marked	2: >= 40	Stands as original value	B
5	2: Female	< 40	.: Missing	.: Missing	1: < 40	.N: Valid skip	F B
6	2: Female	>=40	.: Missing	.: Missing	2: >= 40	Stands as original value	B
7	2: Female	.: Missing	.: Missing	.: Missing	Stands as original value	Stands as original value	
8	.: Missing	Any value	.: Missing	.: Missing	Stands as original value	Stands as original value	

\* Indication of backward coding (B) or forward coding (F).

AGE (DAGEQY) is from the DEERS file. This variable is not used to override questionnaire responses, but to clear up any omissions or discrepancies in the responses.



**Coding Table for Note 21:  
XSEXA, H12062-H12064**

N2	XSEXA	H12062	H12063	H12064	H12062	H12063	H12064	*
1	is:	is:	is:	is:	is coded as:	is coded as:	is coded as:	
1	1: Male	Any value	Any value	Any value	Stands as original value	Stands as original value	Stands as original value	
2	2: Female	1: Pregnant now	1: First trimester	Any value	Stands as original value	Stands as original value	.N: Valid skip if missing; .C: question should be skipped if marked	F
3	2: Female	1: Pregnant now	2: Second trimester	2: Third trimester	Stands as original value	Stands as original value	.: Missing	F
4	2: Female	1: Pregnant now	2: Second trimester	4: First trimester, 3: second trimester, 1: did not receive prenatal care, or .: missing	Stands as original value	Stands as original value	Stands as original value	
5	2: Female	1: Pregnant now	3: Third trimester or .: missing	Any value	Stands as original value	Stands as original value	Stands as original value	
6	2: Female	2: Pregnant in last 12 months	Any value	Any value	Stands as original value	.N: Valid skip if missing; .C: question should be skipped if marked	Stands as original value	F
7	2: Female	3: Not pregnant in past 12 months	Any value	Any value	Stands as original value	.N: Valid skip if missing; .C: question should be skipped if marked	.N: Valid skip if missing; .C: question should be skipped if marked	F
8	2: Female	.: Missing	1: First trimester	Any value	1: Pregnant now	Stands as original value	.N: Valid skip if missing; .C: question should be skipped if marked	B F
9	2: Female	.: Missing	2: Second trimester	2: Third trimester	1: Pregnant now	Stands as original value	.: Missing	B F
10	2: Female	.: Missing	2: Second trimester	4: First trimester, 3: second trimester, 1: did not receive prenatal care, or .: missing	1: Pregnant now	Stands as original value	Stands as original value	B
11	2: Female	.: Missing	3: Third trimester	Any value	1: Pregnant now	Stands as original value	Stands as original value	B
12	2: Female	.: Missing	.: Missing	Any value	Stands as original value	Stands as original value	Stands as original value	F
13	.: Missing	.: Missing	Marked or .: missing	Any value	Stands as original value	Stands as original value	Stands as original value	

\* Indication of backward coding (B) or forward coding (F).

**Coding Table for Note 22:  
H12067, H12068**

N22	H12067 is:	H12068 is:	H12067 is coded as:	H12068 is coded as:	*
1	1: Yes	Any value	Stands as original value	Stands as original value	
2	2: No or .: missing	1: Yes or 2: no	1: Yes	Stands as original value	B
3	2: No	.: Missing	Stands as original value	.N: Valid skip	F
4	.: Missing	.: Missing	Stands as original value	Stands as original value	

\* Indication of backward coding (B) or forward coding (F).

**Coding Table for Note 23:  
H12069, H12070**

N23	H12069 is:	H12070 is:	H12069 is coded as:	H12070 is coded as:	*
1	1: Yes	Any value	Stands as original value	Stands as original value	
2	2: No or .: missing	1: Yes or 2: no	1: Yes	Stands as original value	B
3	2: No	.: Missing	Stands as original value	.N: Valid skip	F
4	.: Missing	.: Missing	Stands as original value	Stands as original value	

\* Indication of backward coding (B) or forward coding (F).

**Coding Table for Note 24:  
H12073, H12073A-H12073E**

N24	H12073A is:	H12073B is:	H12073C is:	H12073D is:	H12073E is:	H12073 is coded as:	H12073A-E are coded as:	*
1	Any value	1: Marked	Any value	Any value	Any value	2: Yes, Mexican, Mexican American, Chicano	Stand as original value	F
2	Any value	2: Unmarked	Any value	Any value	1: Marked	5: Yes, other Spanish, Hispanic, or Latino	Stand as original value	F
3	Any value	2: Unmarked	1: Marked	Any value	2: Unmarked	3: Yes, Puerto Rican	Stand as original value	F
4	Any value	2: Unmarked	2: Unmarked	1: Marked	2: Unmarked	4: Yes, Cuban	Stand as original value	F
5	1: Marked	2: Unmarked	2: Unmarked	2: Unmarked	2: Unmarked	1: No, not Spanish, Hispanic, or Latino	Stand as original value	F
6	2: Unmarked	2: Unmarked	2: Unmarked	2: Unmarked	2: Unmarked	.: Missing	Stand as original value	F

\* Indication of backward coding (B) or forward coding (F).

**Coding Table for Note 25:  
H12074, H12075-H12079**

N25	H12074 is:	H12075-H12079 are:	H12074 is coded as:	H12075-H12079 are coded as:	*
1	1: Yes	Any value	Stands as original value	Stand as original value	
2	2: No or -5: don't know	"All are uncovered/unknown"	Stands as original value	.N: Valid skip if missing; .C: question should be skipped if marked	F
3	2: No, -5: don't know, or .: missing	At least one is "covered"	1: Yes	Stand as original value	B
4	.: Missing	"All are uncovered/unknown"	Stands as original value	Stand as original value	

\* Indication of backward coding (B) or forward coding (F).

Definition of "all are uncovered/unknown" in Coding Table for Note 25:  
Responses to H12075-H12079 are all 2: no, -5: don't know, or missing.

Definition of "covered" in Coding Table for Note 25:  
Any pattern of marks outside the definition "all are uncovered/unknown".

***PAGE IS INTENTIONALLY LEFT BLANK TO ALLOW FOR DOUBLE-SIDED COPYING***

**APPENDIX E**

**SAS PROC CONTENTS—ALPHABETICAL 2012 ADULT HCSDB – QUARTER III**

***PAGE IS INTENTIONALLY LEFT BLANK TO ALLOW FOR DOUBLE-SIDED COPYING***

## The CONTENTS Procedure

Data Set Name	IN.HCS123_1	Observations	10087
Member Type	DATA	Variables	325
Engine	V9	Indexes	0
Created	Friday, August 17, 2012 12:52:53 PM	Observation Length	1832
Last Modified	Friday, August 17, 2012 12:52:53 PM	Deleted Observations	0
Protection		Compressed	NO
Data Set Type		Sorted	NO
Label			
Data Representation	WINDOWS_32		
Encoding	wlatin1 Western (Windows)		

## Engine/Host Dependent Information

Data Set Page Size	16384
Number of Data Set Pages	1264
First Data Page	3
Max Obs per Page	8
Obs in First Data Page	2
Number of Data Set Repairs	0
File Name	L:\Q3FY2012\DATA\AFINAL\hcs123_1.sas7bdat
Release Created	9.0101M3
Host Created	XP_PRO

## Alphabetic List of Variables and Attributes

#	Variable	Type	Len	Format	Informat	Label
18	ACV	Char	1	\$ACV2_.		Alternate Care Value
12	BWT	Num	8			BWT - Basic Sampling Weight
9	D_HEALTH	Char	2	\$DHEALTH.		Health Service Region
19	DBENCAT	Char	3	\$BENCAT.		Beneficiary Category
20	DSPONSVC	Char	1	\$SPONSVC.		Derived Sponsor Branch of Service
186	DUPFLAG	Char	3			Multiple Response Indicator
5	ENBGSMPL	Char	2	\$ENBGS.		Enrollment by beneficiary category
190	EXPFLAG	Num	8	EXPFLAG.		Survey version received
185	FLAG_FIN	Char	5	\$FINAL.		Final Disposition
187	FNSTATUS	Num	8	FNSTATS.		Final Status
325	FWRWT	Num	8			Final NEW Weight
265	FWRWT1	Num	8			Replicated/JackKnife NEW Weight 1
266	FWRWT2	Num	8			Replicated/JackKnife NEW Weight 2
267	FWRWT3	Num	8			Replicated/JackKnife NEW Weight 3
268	FWRWT4	Num	8			Replicated/JackKnife NEW Weight 4
269	FWRWT5	Num	8			Replicated/JackKnife NEW Weight 5
270	FWRWT6	Num	8			Replicated/JackKnife NEW Weight 6
271	FWRWT7	Num	8			Replicated/JackKnife NEW Weight 7
272	FWRWT8	Num	8			Replicated/JackKnife NEW Weight 8
273	FWRWT9	Num	8			Replicated/JackKnife NEW Weight 9
274	FWRWT10	Num	8			Replicated/JackKnife NEW Weight 10
275	FWRWT11	Num	8			Replicated/JackKnife NEW Weight 11
276	FWRWT12	Num	8			Replicated/JackKnife NEW Weight 12
277	FWRWT13	Num	8			Replicated/JackKnife NEW Weight 13
278	FWRWT14	Num	8			Replicated/JackKnife NEW Weight 14
279	FWRWT15	Num	8			Replicated/JackKnife NEW Weight 15
280	FWRWT16	Num	8			Replicated/JackKnife NEW Weight 16
281	FWRWT17	Num	8			Replicated/JackKnife NEW Weight 17
282	FWRWT18	Num	8			Replicated/JackKnife NEW Weight 18
283	FWRWT19	Num	8			Replicated/JackKnife NEW Weight 19
284	FWRWT20	Num	8			Replicated/JackKnife NEW Weight 20
285	FWRWT21	Num	8			Replicated/JackKnife NEW Weight 21
286	FWRWT22	Num	8			Replicated/JackKnife NEW Weight 22
287	FWRWT23	Num	8			Replicated/JackKnife NEW Weight 23
288	FWRWT24	Num	8			Replicated/JackKnife NEW Weight 24
289	FWRWT25	Num	8			Replicated/JackKnife NEW Weight 25
290	FWRWT26	Num	8			Replicated/JackKnife NEW Weight 26
291	FWRWT27	Num	8			Replicated/JackKnife NEW Weight 27
292	FWRWT28	Num	8			Replicated/JackKnife NEW Weight 28
293	FWRWT29	Num	8			Replicated/JackKnife NEW Weight 29
294	FWRWT30	Num	8			Replicated/JackKnife NEW Weight 30

## The CONTENTS Procedure

## Alphabetic List of Variables and Attributes

#	Variable	Type	Len	Format	Informat	Label
295	FWRWT31	Num	8			Replicated/JackKnife NEW Weight 31
296	FWRWT32	Num	8			Replicated/JackKnife NEW Weight 32
297	FWRWT33	Num	8			Replicated/JackKnife NEW Weight 33
298	FWRWT34	Num	8			Replicated/JackKnife NEW Weight 34
299	FWRWT35	Num	8			Replicated/JackKnife NEW Weight 35
300	FWRWT36	Num	8			Replicated/JackKnife NEW Weight 36
301	FWRWT37	Num	8			Replicated/JackKnife NEW Weight 37
302	FWRWT38	Num	8			Replicated/JackKnife NEW Weight 38
303	FWRWT39	Num	8			Replicated/JackKnife NEW Weight 39
304	FWRWT40	Num	8			Replicated/JackKnife NEW Weight 40
305	FWRWT41	Num	8			Replicated/JackKnife NEW Weight 41
306	FWRWT42	Num	8			Replicated/JackKnife NEW Weight 42
307	FWRWT43	Num	8			Replicated/JackKnife NEW Weight 43
308	FWRWT44	Num	8			Replicated/JackKnife NEW Weight 44
309	FWRWT45	Num	8			Replicated/JackKnife NEW Weight 45
310	FWRWT46	Num	8			Replicated/JackKnife NEW Weight 46
311	FWRWT47	Num	8			Replicated/JackKnife NEW Weight 47
312	FWRWT48	Num	8			Replicated/JackKnife NEW Weight 48
313	FWRWT49	Num	8			Replicated/JackKnife NEW Weight 49
314	FWRWT50	Num	8			Replicated/JackKnife NEW Weight 50
315	FWRWT51	Num	8			Replicated/JackKnife NEW Weight 51
316	FWRWT52	Num	8			Replicated/JackKnife NEW Weight 52
317	FWRWT53	Num	8			Replicated/JackKnife NEW Weight 53
318	FWRWT54	Num	8			Replicated/JackKnife NEW Weight 54
319	FWRWT55	Num	8			Replicated/JackKnife NEW Weight 55
320	FWRWT56	Num	8			Replicated/JackKnife NEW Weight 56
321	FWRWT57	Num	8			Replicated/JackKnife NEW Weight 57
322	FWRWT58	Num	8			Replicated/JackKnife NEW Weight 58
323	FWRWT59	Num	8			Replicated/JackKnife NEW Weight 59
324	FWRWT60	Num	8			Replicated/JackKnife NEW Weight 60
23	H12001	Num	4	YN.		Are you the person listed on envelope
42	H12003	Num	4	HPLAN1_.		Which health plan did you use most
43	H12004	Num	4	HPTIME_.		Yrs in a row with health plan
44	H12005	Num	4	PLACE.		In lst yr:fclty use most for health care
45	H12006	Num	4	YN.		In lst yr:ill/injry/cond care right away
46	H12007	Num	4	OFTEN2_.		In lst yr:get urgnt care as soon as wntd
47	H12008	Num	4	TIME1_.		In lst yr:wait btwn try get care,see prv
48	H12009	Num	4	YN.		In lst yr:make appts non-urgnt hlth care
49	H12010	Num	4	OFTEN3_.		In lst yr:non-urg hlth cre appt whn wntd
50	H12011	Num	4	TIME2_.		In lst yr:days btwn appt & see prvdr
51	H12012	Num	4	OFTEN4_.		In lst yr:go to emrgncy rm for own care
52	H12013	Num	4	OFTEN4_.		In lst yr:go to Dr office/clinic for care
53	H12014	Num	4	OFTEN8_.		Lst yr: how often talk to doctor about illness
prvntn						
54	H12015	Num	4	YN.		Lst yr: did doctor tell you more than 1 choice
for trtmnt						
55	H12016	Num	4	YNDEF.		Lst yr: did talk to doctor about pros/cons of
trtmnt						
56	H12017	Num	4	YNDEF.		Lst yr: did doctor ask which trtmnt option best
for you						
57	H12018	Num	4	RATE3_.		Rating of all health care in lst yr
58	H12019	Num	4	YN.		Have one person think of as personal Dr
59	H12020	Num	4	OFTEN10_.		Lst yr: how often visit prsnl doctor for care for
yourself						
60	H12021	Num	4	OFTEN5_.		Lst yr: how oftn Drs listen to you
61	H12022	Num	4	OFTEN5_.		Lst yr: how oftn Drs explain things
62	H12023	Num	4	OFTEN5_.		Lst yr: how oftn Drs show respect
63	H12024	Num	4	OFTEN5_.		Lst yr: how oftn Drs spend enough time
64	H12025	Num	4	YN.		Lst yr: did get care from doctor other than prsnl
doctor						
65	H12026	Num	4	OFTEN8_.		Lst yr: how often prsnl doctor seemed infrmd of
care from other doctors						
66	H12027	Num	4	RATE6_.		Rating of your personal Dr
67	H12028	Num	4	YN.		Lst yr: did make any appointments to see spclst
68	H12029	Num	4	OFTEN9_.		Lst yr: how often easy to get appointments with
spclsts						



## The CONTENTS Procedure

## Alphabetic List of Variables and Attributes

#	Variable	Type	Len	Format	Informat	Label
69	H12030	Num	4	SPCLST.		Lst yr: how many spclsts seen
70	H12031	Num	4	RATE2_.		Rating of specialist seen in lst yr
71	H12032	Num	4	YN.		Lst yr: did try to get care, test, or trtmnt through health plan
72	H12033	Num	4	OFTEN11_.		Lst yr: how often easy to get care, test, or trtmnt
73	H12034	Num	4	YN.		Lst yr: did look for info from written material/Internet
74	H12035	Num	4	OFTEN12_.		Lst yr: how often written material/Internet provide needed info
75	H12036	Num	4	YN.		Lst yr: did look for info from health plan on cost of service/equipment
76	H12037	Num	4	OFTEN13_.		Lst yr: how often able to find out cost of service/equipment
77	H12038	Num	4	YN.		Lst yr: did look for info from health plan on cost of prescription meds
78	H12039	Num	4	OFTEN14_.		Lst yr: how often able to find out cost of prescription meds
79	H12040	Num	4	YN.		Lst yr: did try to get info/help from health plan's cstmr service
80	H12041	Num	4	OFTEN15_.		Lst yr: how often did cstmr service give needed info/help
81	H12042	Num	4	OFTEN15_.		Lst yr: how often did cstmr service treat with courtesy/respect
82	H12043	Num	4	YN.		Lst yr: did health plan give any forms to fill out
83	H12044	Num	4	OFTEN16_.		Lst yr: how often were forms easy to fill out
84	H12045	Num	4	YNDNK.		Lst yr: send in any claims
85	H12046	Num	4	OFTEN6_.		Lst yr: how often did health plan handle claims quickly
86	H12047	Num	4	OFTEN6_.		Lst yr: how oftn handle claims correctly
87	H12048	Num	4	RATE4_.		Rating of all experience with hlth plan
88	H12049	Num	4	TIME5_.		Blood pressure: when lst reading
89	H12050	Num	4	YNBP_.		Blood pressure: know if too high or not
90	H12051	Num	4	TIME7_.		When did you lst have a flu shot
91	H12052	Num	4	YNDNK.		Smoked at least 100 cigarettes in life
92	H12053	Num	4	TIME8_.		Smoke or use tobacco everyday, some days or not at all
93	H12054	Num	4	OFTEN8_.		Lst yr: how often advised to quit smoking or use tobacco
94	H12055	Num	4	OFTEN8_.		Lst yr: how often recom medic assist quit smoking or using tobacco
95	H12056	Num	4	OFTEN8_.		Lst yr: how often discu meth/strag asst quit smoking or using tobacco
100	H12058	Num	4	SEX.		Are you male or female
102	H12060	Num	4	YN.		Are you under age 40
103	H12061	Num	4	TIME12_.		Lst time: breasts checked mammography
104	H12062	Num	4	YNPREG.		Been pregnant in lst yr or pregnant now
105	H12063	Num	4	PREG1_.		In what trimester is your pregnancy
106	H12064	Num	4	PREG2_.		Trimester first received prenatal care
107	H12065	Num	4	HEALTH.		In gnrl, how would you rate ovrall hlth
108	H12066	Num	4	YN.		Impairment/Hlth prblm limit activities
109	H12067	Num	4	YN.		Lst yr: have seen doctor 3 or more times for same condition
110	H12068	Num	4	YN.		Has condition lasted for at least 3 months
111	H12069	Num	4	YN.		Need to take medicine prescribed by a doctor
112	H12070	Num	4	YN.		Medicine to treat condition that has lasted for at least 3 months
115	H12072	Num	4	TIME14_.		Weight without shoes
117	H12073	Num	4	HISP.		Are you Spanish/Hispanic/Latino
129	H12074	Num	4	YNDNK.		Currently Covered Medicare
130	H12075	Num	4	MEDA.		Currently Covered Medicare Part A
131	H12076	Num	4	MEDB.		Currently Covered Medicare Part B
132	H12077	Num	4	YNDNK.		Enrolled Medicare Advantage
133	H12078	Num	4	MEDSUPP.		Currently Covered Medicare Supplemental
134	H12079	Num	4	YNDNK.		Enrolled Medicare Part D

## The CONTENTS Procedure

## Alphabetic List of Variables and Attributes

#	Variable	Type	Len	Format	Informat	Label
24	H12002A	Num	4	MARKED.		Health plan(s) covered: TRICARE Prime
25	H12002C	Num	4	MARKED.		Health plan(s) covered: TRICARE Ext/Stnd
33	H12002F	Num	4	MARKED.		Health plan(s) covered: Medicare
34	H12002G	Num	4	MARKED.		Health plan(s) covered: FEHBP
35	H12002H	Num	4	MARKED.		Health plan(s) covered: Medicaid
36	H12002I	Num	4	MARKED.		Health plan(s) covered: civilian HMO
37	H12002J	Num	4	MARKED.		Health plan(s) covered: other civilian
38	H12002K	Num	4	MARKED.		Health plan(s) covered: USFHP
41	H12002L	Num	4	MARKED.		Health plan(s) covered: not sure
39	H12002M	Num	4	MARKED.		Health plan(s) covered: veterans
26	H12002N	Num	4	MARKED.		Health plan(s) covered: TRICARE Plus
27	H12002O	Num	4	MARKED.		Health plan(s) covered: TRICARE For Life
28	H12002P	Num	4	MARKED.		Health plan(s) covered: TRICARE Supplmntl Ins
29	H12002Q	Num	4	MARKED.		Health plan(s) covered: TRICARE Reserve Select
40	H12002R	Num	4	MARKED.		Health plan(s) covered: gov hlth ins-other cntry
30	H12002S	Num	4	MARKED.		Health plan(s) covered: TRICARE Retired Reserve
31	H12002T	Num	4	MARKED.		Health plan(s) covered: TRICARE Young Adult
32	H12002U	Num	4	MARKED.		Health plan(s) covered: CHCBP
96	H12057A	Num	4	MARKED.		Do you smoke or use: cigarettes
97	H12057B	Num	4	MARKED.		Do you smoke or use: dip, chewing tobacco, snuff, or snus
98	H12057C	Num	4	MARKED.		Do you smoke or use: cigars
99	H12057D	Num	4	MARKED.		Do you smoke or use: pipes, bidis, or kreteks
101	H12059B	Num	4	TIME16_.		Lst have a Pap smear test
113	H12071F	Num	4	TIME14_.		Height without shoes (feet)
114	H12071I	Num	4	TIME14_.		Height without shoes (inches)
118	H12073A	Num	4	MARKED.		Not Spanish/Hispanic/Latino
119	H12073B	Num	4	MARKED.		Mexican, Mexican American, Chicano
120	H12073C	Num	4	MARKED.		Puerto Rican
121	H12073D	Num	4	MARKED.		Cuban
122	H12073E	Num	4	MARKED.		Other Spanish, Hispanic, or Latino
257	HP_BP	Num	8	HAYNN2_.		Bld prsrre chck in last 2 yrs, know rslts
262	HP_CESH3	Num	8	SMOKE.		Had smoking cessation counseling - HEDIS (modified)
258	HP_FLU	Num	8	HAYNN.		65 and older, flu shot in last 12 mnths
255	HP_MAM50	Num	8	HAYNN.		Women 50>=, mammography in pst 2 yrs
254	HP_MAMOG	Num	8	HAYNN.		Women 40>=, mammography in pst 2 yrs
259	HP_OBESE	Num	8	HAYNN.		Obese/Morbidly obese
256	HP_PAP	Num	8	HAYNN.		All women, Pap smear in last 3 yrs
253	HP_PRNTL	Num	8	PRNTL.		Prgrnt in lst yr, receivd cre lst trimstr
261	HP_SMKH3	Num	8	SMOKE.		Smoker under HEDIS definition (modified)
260	HP_SMOKE	Num	8	HAYNN.		Advised to quit smoking in last 12 mnths
252	KCIVINS	Num	8	HAYNN2_.		Beneficiary covered by civilian insurance
251	KCIVOPQY	Num	8	HAGRID.		Outpat. visits-use Civilian fclty most
188	KEYCOUNT	Num	8			# Key Questions Answered
250	KMILOPQY	Num	8	HAGRID.		Outpat. visits-use Military fclty most
227	MISS_1	Num	8	HAMISS.		Count of: violates skip pattern
228	MISS_4	Num	8	HAMISS.		Count of: incomplete grid error
229	MISS_5	Num	8	HAMISS.		Count of: scalable reponse of don't know
230	MISS_6	Num	8	HAMISS.		Count of: not applicable - valid skip
231	MISS_7	Num	8	HAMISS.		Count of: out-of-range error
232	MISS_9	Num	8	HAMISS.		Count of: no response - invalid skip
233	MISS_TOT	Num	8	HAMISS.		Total number of missing responses
6	MPCSMPL	Num	8	MPCSMPL.		MPCSMPL - Military Personnel Category
1	MPRID	Char	8	\$8.		Unique MPR Identifier
191	N1	Num	8			Coding Scheme Note 1
192	N2	Num	8			Coding Scheme Note 2
193	N3	Num	8			Coding Scheme Note 3
194	N4	Num	8			Coding Scheme Note 4
195	N5	Num	8			Coding Scheme Note 5
196	N6	Num	8			Coding Scheme Note 6
197	N7	Num	8			Coding Scheme Note 7
198	N8	Num	8			Coding Scheme Note 8
200	N9	Num	8			Coding Scheme Note 9
201	N10	Num	8			Coding Scheme Note 10
206	N11	Num	8			Coding Scheme Note 11

## The CONTENTS Procedure

## Alphabetic List of Variables and Attributes

#	Variable	Type	Len	Format	Informat	Label
207	N12	Num	8			Coding Scheme Note 12
208	N13	Num	8			Coding Scheme Note 13
209	N14	Num	8			Coding Scheme Note 14
210	N15	Num	8			Coding Scheme Note 15
211	N16	Num	8			Coding Scheme Note 16
212	N17	Num	8			Coding Scheme Note 17
217	N18	Num	8			Coding Scheme Note 18
221	N20	Num	8			Coding Scheme Note 20
222	N21	Num	8			Coding Scheme Note 21
223	N22	Num	8			Coding Scheme Note 22
224	N23	Num	8			Coding Scheme Note 23
225	N24	Num	8			Coding Scheme Note 24
226	N25	Num	8			Coding Scheme Note 25
202	N10_B1	Num	8			Coding Scheme Note 10_B1
203	N10_U1	Num	8			Coding Scheme Note 10_U1
204	N10_U2	Num	8			Coding Scheme Note 10_U2
205	N10_U3	Num	8			Coding Scheme Note 10_U3
213	N17_G1	Num	8			Coding Scheme Note 17_G1
214	N17_G2	Num	8			Coding Scheme Note 17_G2
215	N17_G3	Num	8			Coding Scheme Note 17_G3
216	N17_G4	Num	8			Coding Scheme Note 17_G4
220	N19_01	Num	8			Coding Scheme Note 19_01
218	N19A_Q3	Num	8			Coding Scheme Note 19A_Q3
219	N19B_Q3	Num	8			Coding Scheme Note 19B_Q3
199	N8_01	Num	8			Coding Scheme Note 8_01
7	NHFF	Num	8			NHFF - Stratum Sample Size
184	ONTIME	Char	3			Responded Within 8 weeks of Mail-Out
244	OUTCATCH	Num	8	OCATCH.		Out of catchment area indicator
21	PATCAT	Char	7	\$AGGBCAT.		Aggregated Beneficiary Category
17	PCM	Char	3	\$PCM.		Primary Manager Code (CIV or MIL)
14	PNSEXCD	Char	1	\$SEXCD.		Person Gender
22	PNTYPCD	Char	1	\$PNTYPCD.		Person Type Code
264	POSTCELL	Char	5			ps cell for new wts - for all 4 quarters
8	QUARTER	Char	8			Survey Quarter
13	RACEETHN	Char	1	\$RACECD.		Race/Ethnic Code
15	RDAGEQY	Num	3	AGE_R.		Age at sampling-Capped(18 and below, 86 and above)
16	RFLDAGE	Num	3	AGE_R.		Age at fielding-Capped(18 and below, 86 and above)
136	S12009	Num	4	YN.		Same prsnl doctor/nurse before this hlth plan
137	S12010	Num	4	PROB1_.		Prblm getting prsnl doctor/nurse you are happy with
182	S12011	Num	4	AGREE2_.		Agree/disagree: able to see provider when needed
183	S12014	Num	4	SATISFY.		How satisfied with health care during last visit
175	S12015	Num	4	S12015_.		When did you last have cholesterol screening
176	S12016	Num	4	S12016_.		Have you ever had a PSA test
177	S12017	Num	4	S12017_.		How long has it been since you had PSA test
135	S12AD	Num	4	YN.		Are you currently on active duty
138	S12B01	Num	4	MNTLHLTH.		Self rate of overall mental/emotional health
139	S12B02	Num	4	YN.		Lst yr: needed treatmnt/cnslng-prsnl prob
140	S12B03	Num	4	PROB1_.		Lst yr: prblm gtng needed treatmnt/cnslng
141	S12B04	Num	4	RATE5_.		Lst yr: rate of treatmnt/cnslng received
178	S12B23	Num	4	YN.		Past month: nightmares/thoughts you did not want
179	S12B24	Num	4	YN.		Past month: tried not to think about or be reminded
180	S12B25	Num	4	YN.		Past month: constantly on guard, watchful, or startled
181	S12B26	Num	4	YN.		Past month: felt numb or detached from others
151	S12G18	Num	4	YN.		Self/Spouse/Parent rsvrst actv duty >30 cnsctv dys
152	S12G19	Num	4	RSRV1_.		Resv actvatd-cntngncy oprtns- >30 cnsctv dys
153	S12G23	Num	4	RSRV5_.		Sps/prnt resv actvatd-cntngncy oprtns- >30 cnsctv dys
154	S12G27	Num	4	RSRV8_.		Cvln hlth ins:Bfr bcmng elgbl for TRICARE
155	S12G28	Num	4	RSRV9_.		Current health care coverage
167	S12G30	Num	4	RSRV10_.		Self/plcy holder pay all/part cvlan hlth ins

## The CONTENTS Procedure

## Alphabetic List of Variables and Attributes

#	Variable	Type	Len	Format	Informat	Label
168	S12G31	Num	4	RSRV11_.		Prblm gttng info about TRICARE benefits
169	S12G32	Num	4	RSRV12_.		Is personal Dr a civilian
170	S12G33	Num	4	RSRV12_.		Personal Dr acpts TRICARE
171	S12G34	Num	4	RSRV18_.		Snc TRICARE elgbl: how often easy to see psrnl dr
172	S12G35	Num	4	RSRV18_.		Snc TRICARE elgbl: how often easy to see spclst
173	S12G40	Num	4	YN.		Aware of TRICARE Reserve Select (TRS)
174	S12G41	Num	4	RSRV15_.		I/Sponsor eligible to purchase TRS
156	S12G29A	Num	4	MARKED.		Dnt Use TRICARE:grtr choice of drs w/ civ plan
157	S12G29B	Num	4	MARKED.		Dnt Use TRICARE:btr cstmr srvc w/ civ plan
158	S12G29C	Num	4	MARKED.		Dnt Use TRICARE:psrnl dr not available
159	S12G29D	Num	4	MARKED.		Dnt Use TRICARE:benefits poor
160	S12G29E	Num	4	MARKED.		Dnt Use TRICARE:get care easier w/ civ plan
161	S12G29F	Num	4	MARKED.		Dnt Use TRICARE:cost less w/ civ plan
162	S12G29G	Num	4	MARKED.		Dnt Use TRICARE:no mltry facilities near me
163	S12G29H	Num	4	MARKED.		Dnt Use TRICARE:prefer civilian drs
164	S12G29I	Num	4	MARKED.		Dnt Use TRICARE:prefer civilian hospitals
165	S12G29J	Num	4	MARKED.		Dnt Use TRICARE:happy w/ civ plan
166	S12G29K	Num	4	MARKED.		Dnt Use TRICARE:another reason
142	S12U01	Num	4	YN.		Currently on active duty status
143	S12U02	Num	4	YN.		Unit provides sick call
144	S12U03	Num	4	S08U3_.		Place to go when sick/need health advice
145	S12U04	Num	4	S08U4_.		Sick call over:Place go when sick/need health advice
146	S12U05	Num	4	YN.		Have choice of providers where receive healthcare
147	S12U06	Num	4	DISAGREE.		Satisfied with choice providers where receive healthcare
148	S12U07	Num	4	YNVISIT.		Saw same provider where receive healthcare
149	S12U08	Num	4	OFTNV.		Providers know details of medical history
150	S12U09	Num	4	OFTNV.		Got/refered needed tests or treatment
11	SERVAFF	Char	1	\$SERVAFF.	6.	Service Affiliation
3	SEXSMPL	Num	8	SEX.		SEXSMPL - Sex
128	SRAGE	Num	4	AGEGRP.		What is your age now
116	SREDA	Num	4	EDUC.		Highest grade completed
123	SRRACEA	Num	4	MARKED.		Race: White
124	SRRACEB	Num	4	MARKED.		Race: Black or African American
125	SRRACEC	Num	4	MARKED.		Race: American Indian or Alaska Native
126	SRRACED	Num	4	MARKED.		Race: Asian
127	SRRACEE	Num	4	MARKED.		Race: Native Hawaiian/other Pacific Isl.
4	STRATUM	Char	7			Sampling STRATUM
2	SVCSMPL	Num	8	SVCSMPL.		SVCSMPL - Branch of Service
10	TNEXREG	Char	1	\$TNEXREG.		TNEX Region - Based on Address
242	USA	Num	3	USAMHS.		USA - USA/OCONUS Indicator
189	WEB	Num	8	WEB.		Web survey indicator
237	XBENCAT	Num	8	XBENCAT.		Beneficiary Category
246	XBMI	Num	8			Body Mass Index
247	XBMICAT	Num	3	XBMICAT.		Body Mass Index Category
248	XBNFGRP	Num	8	XBGC_S.		Constructed Beneficiary Group
263	XCATCH	Num	8	CACR.		XCATCH - Catchment Area (Reporting)
235	XENR_PCM	Num	8	PCM.		Enrollment by PCM type
238	XENR_RSV	Num	8	XENRRSV.		Enrollment by PCM type - Reservist
234	XENRLLMT	Num	8	ENROLL.		Enrollment in TRICARE Prime
236	XINS_COV	Num	8	INSURE.		Insurance Coverage
239	XINS_RSV	Num	8	XINSRSV.		Insurance Coverage - Reservist
243	XOCONUS	Num	3	XOCONUS.		Overseas Europe/Pacific/Latin Indicator
240	XREGION	Num	3	CREG.		XREGION - Region
249	XSERVAFF	Num	3	XSERVAFF.		Service Affiliation
245	XSEXA	Num	8	HASEX.		Male or Female - R
241	XTNEXREG	Num	3	TNEX.		TNEX Region - Based on Location of Health Services

**APPENDIX F**

**SAS PROC CONTENTS—CREATION ORDER 2012 ADULT HCSDB –QUARTER III**

***PAGE IS INTENTIONALLY LEFT BLANK TO ALLOW FOR DOUBLE-SIDED COPYING***

The CONTENTS Procedure

Data Set Name	IN.HCS123_1	Observations	10087
Member Type	DATA	Variables	325
Engine	V9	Indexes	0
Created	Friday, August 17, 2012 12:52:53 PM	Observation Length	1832
Last Modified	Friday, August 17, 2012 12:52:53 PM	Deleted Observations	0
Protection		Compressed	NO
Data Set Type		Sorted	NO
Label			
Data Representation	WINDOWS_32		
Encoding	wlatin1 Western (Windows)		

Engine/Host Dependent Information

Data Set Page Size	16384
Number of Data Set Pages	1264
First Data Page	3
Max Obs per Page	8
Obs in First Data Page	2
Number of Data Set Repairs	0
File Name	L:\Q3FY2012\DATA\AFINAL\hcs123_1.sas7bdat
Release Created	9.0101M3
Host Created	XP_PRO

## The CONTENTS Procedure

## Variables in Creation Order

#	Variable	Type	Len	Format	Informat	Label
1	MPRID	Char	8	\$8.		Unique MPR Identifier
2	SVCSMPL	Num	8	SVCSMPL.		SVCSMPL - Branch of Service
3	SEXSMPL	Num	8	SEX.		SEXSMPL - Sex
4	STRATUM	Char	7			Sampling STRATUM
5	ENBGSMPL	Char	2	\$ENBGS.		Enrollment by beneficiary category
6	MPCSMPL	Num	8	MPCSMPL.		MPCSMPL - Military Personnel Category
7	NHFF	Num	8			NHFF - Stratum Sample Size
8	QUARTER	Char	8			Survey Quarter
9	D_HEALTH	Char	2	\$DHEALTH.		Health Service Region
10	TNEXREG	Char	1	\$TNEXREG.		TNEX Region - Based on Address
11	SERVAFF	Char	1	\$SERVAFF.	6.	Service Affiliation
12	BWT	Num	8			BWT - Basic Sampling Weight
13	RACEETHN	Char	1	\$RACECD.		Race/Ethnic Code
14	PNSEXCD	Char	1	\$SEXCD.		Person Gender
15	RDAGEQY	Num	3	AGE_R.		Age at sampling-Capped(18 and below, 86 and above)
16	RFLDAGE	Num	3	AGE_R.		Age at fielding-Capped(18 and below, 86 and above)
17	PCM	Char	3	\$PCM.		Primary Manager Code (CIV or MIL)
18	ACV	Char	1	\$ACV2_.		Alternate Care Value
19	DBENCAT	Char	3	\$BENCAT.		Beneficiary Category
20	DSPONSVC	Char	1	\$SPONSVC.		Derived Sponsor Branch of Service
21	PATCAT	Char	7	\$AGGBCAT.		Aggregated Beneficiary Category
22	PNTYPCD	Char	1	\$PNTYPCD.		Person Type Code
23	H12001	Num	4	YN.		Are you the person listed on envelope
24	H12002A	Num	4	MARKED.		Health plan(s) covered: TRICARE Prime
25	H12002C	Num	4	MARKED.		Health plan(s) covered: TRICARE Ext/Stnd
26	H12002N	Num	4	MARKED.		Health plan(s) covered: TRICARE Plus
27	H12002O	Num	4	MARKED.		Health plan(s) covered: TRICARE For Life
28	H12002P	Num	4	MARKED.		Health plan(s) covered: TRICARE Supplmntl Ins
29	H12002Q	Num	4	MARKED.		Health plan(s) covered: TRICARE Reserve Select
30	H12002S	Num	4	MARKED.		Health plan(s) covered: TRICARE Retired Reserve
31	H12002T	Num	4	MARKED.		Health plan(s) covered: TRICARE Young Adult
32	H12002U	Num	4	MARKED.		Health plan(s) covered: CHCBP
33	H12002F	Num	4	MARKED.		Health plan(s) covered: Medicare
34	H12002G	Num	4	MARKED.		Health plan(s) covered: FEHBP
35	H12002H	Num	4	MARKED.		Health plan(s) covered: Medicaid
36	H12002I	Num	4	MARKED.		Health plan(s) covered: civilian HMO
37	H12002J	Num	4	MARKED.		Health plan(s) covered: other civilian
38	H12002K	Num	4	MARKED.		Health plan(s) covered: USFHP
39	H12002M	Num	4	MARKED.		Health plan(s) covered: veterans
40	H12002R	Num	4	MARKED.		Health plan(s) covered: gov hlth ins-other cntry
41	H12002L	Num	4	MARKED.		Health plan(s) covered: not sure
42	H12003	Num	4	HPLAN1_.		Which health plan did you use most
43	H12004	Num	4	HPTIME.		Yrs in a row with health plan
44	H12005	Num	4	PLACE.		In lst yr:fcly use most for health care
45	H12006	Num	4	YN.		In lst yr:ill/injry/cond care right away
46	H12007	Num	4	OFTEN2_.		In lst yr:get urgnt care as soon as wntd
47	H12008	Num	4	TIME1_.		In lst yr:wait btwn try get care,see prv
48	H12009	Num	4	YN.		In lst yr:make appts non-urgnt hlth care
49	H12010	Num	4	OFTEN3_.		In lst yr:non-urg hlth cre appt whn wntd
50	H12011	Num	4	TIME2_.		In lst yr:days btwn appt & see prvder
51	H12012	Num	4	OFTEN4_.		In lst yr:go to emrgncy rm for own care
52	H12013	Num	4	OFTEN4_.		In lst yr:go to Dr office/clinic for care
53	H12014	Num	4	OFTEN8_.		Lst yr: how often talk to doctor about illness
54	H12015	Num	4	YN.		Lst yr: did doctor tell you more than 1 choice
55	H12016	Num	4	YNDEF.		Lst yr: did talk to doctor about pros/cons of
56	H12017	Num	4	YNDEF.		Lst yr: did doctor ask which trtmnt option best
57	H12018	Num	4	RATE3_.		Rating of all health care in lst yr
58	H12019	Num	4	YN.		Have one person think of as personal Dr



## The CONTENTS Procedure

## Variables in Creation Order

#	Variable	Type	Len	Format	Informat	Label
59	H12020	Num	4	OFTEN10_.		Lst yr: how often visit prsnl doctor for care for yourself
60	H12021	Num	4	OFTEN5_.		Lst yr: how oftn Drs listen to you
61	H12022	Num	4	OFTEN5_.		Lst yr: how oftn Drs explain things
62	H12023	Num	4	OFTEN5_.		Lst yr: how oftn Drs show respect
63	H12024	Num	4	OFTEN5_.		Lst yr: how oftn Drs spend enough time
64	H12025	Num	4	YN.		Lst yr: did get care from doctor other than prsnl doctor
65	H12026	Num	4	OFTEN8_.		Lst yr: how often prsnl doctor seemed infrmd of care from other doctors
66	H12027	Num	4	RATE6_.		Rating of your personal Dr
67	H12028	Num	4	YN.		Lst yr: did make any appointments to see spclst
68	H12029	Num	4	OFTEN9_.		Lst yr: how often easy to get appointments with spclsts
69	H12030	Num	4	SPCLST.		Lst yr: how many spclsts seen
70	H12031	Num	4	RATE2_.		Rating of specialist seen in lst yr
71	H12032	Num	4	YN.		Lst yr: did try to get care, test, or trtmnt through health plan
72	H12033	Num	4	OFTEN11_.		Lst yr: how often easy to get care, test, or trtmnt
73	H12034	Num	4	YN.		Lst yr: did look for info from written material/Internet
74	H12035	Num	4	OFTEN12_.		Lst yr: how often written material/Internet provide needed info
75	H12036	Num	4	YN.		Lst yr: did look for info from health plan on cost of service/equipment
76	H12037	Num	4	OFTEN13_.		Lst yr: how often able to find out cost of service/equipment
77	H12038	Num	4	YN.		Lst yr: did look for info from health plan on cost of prescription meds
78	H12039	Num	4	OFTEN14_.		Lst yr: how often able to find out cost of prescription meds
79	H12040	Num	4	YN.		Lst yr: did try to get info/help from health plan's cstmr service
80	H12041	Num	4	OFTEN15_.		Lst yr: how often did cstmr service give needed info/help
81	H12042	Num	4	OFTEN15_.		Lst yr: how often did cstmr service treat with courtesy/respect
82	H12043	Num	4	YN.		Lst yr: did health plan give any forms to fill out
83	H12044	Num	4	OFTEN16_.		Lst yr: how often were forms easy to fill out
84	H12045	Num	4	YNDNK.		Lst yr: send in any claims
85	H12046	Num	4	OFTEN6_.		Lst yr: how often did health plan handle claims quickly
86	H12047	Num	4	OFTEN6_.		Lst yr: how oftn handle claims correctly
87	H12048	Num	4	RATE4_.		Rating of all experience with hlth plan
88	H12049	Num	4	TIME5_.		Blood pressure: when lst reading
89	H12050	Num	4	YNBP_.		Blood pressure: know if too high or not
90	H12051	Num	4	TIME7_.		When did you lst have a flu shot
91	H12052	Num	4	YNDNK.		Smoked at least 100 cigarettes in life
92	H12053	Num	4	TIME8_.		Smoke or use tobacco everyday, some days or not at all
93	H12054	Num	4	OFTEN8_.		Lst yr: how often advised to quit smoking or use tobacco
94	H12055	Num	4	OFTEN8_.		Lst yr: how often recom medic assist quit smoking or using tobacco
95	H12056	Num	4	OFTEN8_.		Lst yr: how often discu meth/strag asst quit smoking or using tobacco
96	H12057A	Num	4	MARKED.		Do you smoke or use: cigarettes
97	H12057B	Num	4	MARKED.		Do you smoke or use: dip, chewing tobacco, snuff, or snus
98	H12057C	Num	4	MARKED.		Do you smoke or use: cigars
99	H12057D	Num	4	MARKED.		Do you smoke or use: pipes, bidis, or kreteks
100	H12058	Num	4	SEX.		Are you male or female
101	H12059B	Num	4	TIME16_.		Lst have a Pap smear test

## The CONTENTS Procedure

## Variables in Creation Order

#	Variable	Type	Len	Format	Informat	Label
102	H12060	Num	4	YN.		Are you under age 40
103	H12061	Num	4	TIME12_.		Lst time: breasts checked mammography
104	H12062	Num	4	YNPREG.		Been pregnant in lst yr or pregnant now
105	H12063	Num	4	PREG1_.		In what trimester is your pregnancy
106	H12064	Num	4	PREG2_.		Trimester first received prenatal care
107	H12065	Num	4	HEALTH.		In gnrl, how would you rate ovrall hlth
108	H12066	Num	4	YN.		Impairment/Hlth prblm limit activities
109	H12067	Num	4	YN.		Lst yr: have seen doctor 3 or more times for same condition
110	H12068	Num	4	YN.		Has condition lasted for at least 3 months
111	H12069	Num	4	YN.		Need to take medicine prescribed by a doctor
112	H12070	Num	4	YN.		Medicine to treat condition that has lasted for at least 3 months
113	H12071F	Num	4	TIME14_.		Height without shoes (feet)
114	H12071I	Num	4	TIME14_.		Height without shoes (inches)
115	H12072	Num	4	TIME14_.		Weight without shoes
116	SREDA	Num	4	EDUC.		Highest grade completed
117	H12073	Num	4	HISP.		Are you Spanish/Hispanic/Latino
118	H12073A	Num	4	MARKED.		Not Spanish/Hispanic/Latino
119	H12073B	Num	4	MARKED.		Mexican, Mexican American, Chicano
120	H12073C	Num	4	MARKED.		Puerto Rican
121	H12073D	Num	4	MARKED.		Cuban
122	H12073E	Num	4	MARKED.		Other Spanish, Hispanic, or Latino
123	SRRACEA	Num	4	MARKED.		Race: White
124	SRRACEB	Num	4	MARKED.		Race: Black or African American
125	SRRACEC	Num	4	MARKED.		Race: American Indian or Alaska Native
126	SRRACED	Num	4	MARKED.		Race: Asian
127	SRRACEE	Num	4	MARKED.		Race: Native Hawaiian/other Pacific Isl.
128	SRAGE	Num	4	AGEGRP.		What is your age now
129	H12074	Num	4	YNDNK.		Currently Covered Medicare
130	H12075	Num	4	MEDA.		Currently Covered Medicare Part A
131	H12076	Num	4	MEDB.		Currently Covered Medicare Part B
132	H12077	Num	4	YNDNK.		Enrolled Medicare Advantage
133	H12078	Num	4	MEDSUPP.		Currently Covered Medicare Supplemental
134	H12079	Num	4	YNDNK.		Enrolled Medicare Part D
135	S12AD	Num	4	YN.		Are you currently on active duty
136	S12009	Num	4	YN.		Same prsnl doctor/nurse before this hlth plan
137	S12010	Num	4	PROB1_.		Prblm getting prsnl doctor/nurse you are happy with
138	S12B01	Num	4	MNTLHLTH.		Self rate of overall mental/emotional health
139	S12B02	Num	4	YN.		Lst yr: needed treatmnt/cnslng-prsnl prob
140	S12B03	Num	4	PROB1_.		Lst yr: prblm gtnng needed treatmnt/cnslng
141	S12B04	Num	4	RATE5_.		Lst yr: rate of treatmnt/cnslng received
142	S12U01	Num	4	YN.		Currently on active duty status
143	S12U02	Num	4	YN.		Unit provides sick call
144	S12U03	Num	4	S08U3_.		Place to go when sick/need health advice
145	S12U04	Num	4	S08U4_.		Sick call over:Place go when sick/need health advice
146	S12U05	Num	4	YN.		Have choice of providers where receive healthcare
147	S12U06	Num	4	DISAGREE.		Satisfied with choice providers where receive healthcare
148	S12U07	Num	4	YNVISIT.		Saw same provider where receive healthcare
149	S12U08	Num	4	OFTNV.		Providers know details of medical history
150	S12U09	Num	4	OFTNV.		Got/refered needed tests or treatment
151	S12G18	Num	4	YN.		Self/Spouse/Parent rsvrst actv duty >30 cnsctv dys
152	S12G19	Num	4	RSRV1_.		Resv actvatd-cntngncy oprtns- >30 cnsctv dys
153	S12G23	Num	4	RSRV5_.		Sps/prnt resv actvatd-cntngncy oprtns- >30 cnsctv dys
154	S12G27	Num	4	RSRV8_.		Cvln hlth ins:Bfr bcmng elgbl for TRICARE
155	S12G28	Num	4	RSRV9_.		Current health care coverage
156	S12G29A	Num	4	MARKED.		Dnt Use TRICARE:grtr choice of drs w/ civ plan
157	S12G29B	Num	4	MARKED.		Dnt Use TRICARE:btr cstmr srvc w/ civ plan
158	S12G29C	Num	4	MARKED.		Dnt Use TRICARE:prsnl dr not available
159	S12G29D	Num	4	MARKED.		Dnt Use TRICARE:benefits poor

## The CONTENTS Procedure

## Variables in Creation Order

#	Variable	Type	Len	Format	Informat	Label
160	S12G29E	Num	4	MARKED.		Dnt Use TRICARE:get care easier w/ civ plan
161	S12G29F	Num	4	MARKED.		Dnt Use TRICARE:cost less w/ civ plan
162	S12G29G	Num	4	MARKED.		Dnt Use TRICARE:no mltry facilities near me
163	S12G29H	Num	4	MARKED.		Dnt Use TRICARE:prefer civilian drs
164	S12G29I	Num	4	MARKED.		Dnt Use TRICARE:prefer civilian hospitals
165	S12G29J	Num	4	MARKED.		Dnt Use TRICARE:happy w/ civ plan
166	S12G29K	Num	4	MARKED.		Dnt Use TRICARE:another reason
167	S12G30	Num	4	RSRV10_.		Self/plcy holder pay all/part cvlan hlth ins
168	S12G31	Num	4	RSRV11_.		Prblm gtng info about TRICARE benefits
169	S12G32	Num	4	RSRV12_.		Is personal Dr a civilian
170	S12G33	Num	4	RSRV12_.		Personal Dr accpts TRICARE
171	S12G34	Num	4	RSRV18_.		Snc TRICARE elgbl: how often easy to see psrnl dr
172	S12G35	Num	4	RSRV18_.		Snc TRICARE elgbl: how often easy to see spclst
173	S12G40	Num	4	YN.		Aware of TRICARE Reserve Select (TRS)
174	S12G41	Num	4	RSRV15_.		I/Sponsor eligible to purchase TRS
175	S12015	Num	4	S12015_.		When did you last have cholesterol screening
176	S12016	Num	4	S12016_.		Have you ever had a PSA test
177	S12017	Num	4	S12017_.		How long has it been since you had PSA test
178	S12B23	Num	4	YN.		Past month: nightmares/thoughts you did not want
179	S12B24	Num	4	YN.		Past month: tried not to think about or be reminded
180	S12B25	Num	4	YN.		Past month: constantly on guard, watchful, or startled
181	S12B26	Num	4	YN.		Past month: felt numb or detached from others
182	S12011	Num	4	AGREE2_.		Agree/disagree: able to see provider when needed
183	S12014	Num	4	SATISFY.		How satisfied with health care during last visit
184	ONTIME	Char	3			Responded Within 8 weeks of Mail-Out
185	FLAG_FIN	Char	5	\$FINAL.		Final Disposition
186	DUPFLAG	Char	3			Multiple Response Indicator
187	FNSTATUS	Num	8	FNSTATS.		Final Status
188	KEYCOUNT	Num	8			# Key Questions Answered
189	WEB	Num	8	WEB.		Web survey indicator
190	EXPFLAG	Num	8	EXPFLAG.		Survey version received
191	N1	Num	8			Coding Scheme Note 1
192	N2	Num	8			Coding Scheme Note 2
193	N3	Num	8			Coding Scheme Note 3
194	N4	Num	8			Coding Scheme Note 4
195	N5	Num	8			Coding Scheme Note 5
196	N6	Num	8			Coding Scheme Note 6
197	N7	Num	8			Coding Scheme Note 7
198	N8	Num	8			Coding Scheme Note 8
199	N8_01	Num	8			Coding Scheme Note 8_01
200	N9	Num	8			Coding Scheme Note 9
201	N10	Num	8			Coding Scheme Note 10
202	N10_B1	Num	8			Coding Scheme Note 10_B1
203	N10_U1	Num	8			Coding Scheme Note 10_U1
204	N10_U2	Num	8			Coding Scheme Note 10_U2
205	N10_U3	Num	8			Coding Scheme Note 10_U3
206	N11	Num	8			Coding Scheme Note 11
207	N12	Num	8			Coding Scheme Note 12
208	N13	Num	8			Coding Scheme Note 13
209	N14	Num	8			Coding Scheme Note 14
210	N15	Num	8			Coding Scheme Note 15
211	N16	Num	8			Coding Scheme Note 16
212	N17	Num	8			Coding Scheme Note 17
213	N17_G1	Num	8			Coding Scheme Note 17_G1
214	N17_G2	Num	8			Coding Scheme Note 17_G2
215	N17_G3	Num	8			Coding Scheme Note 17_G3
216	N17_G4	Num	8			Coding Scheme Note 17_G4
217	N18	Num	8			Coding Scheme Note 18
218	N19A_Q3	Num	8			Coding Scheme Note 19A_Q3
219	N19B_Q3	Num	8			Coding Scheme Note 19B_Q3
220	N19_01	Num	8			Coding Scheme Note 19_01
221	N20	Num	8			Coding Scheme Note 20
222	N21	Num	8			Coding Scheme Note 21

## The CONTENTS Procedure

## Variables in Creation Order

#	Variable	Type	Len	Format	Informat	Label
223	N22	Num	8			Coding Scheme Note 22
224	N23	Num	8			Coding Scheme Note 23
225	N24	Num	8			Coding Scheme Note 24
226	N25	Num	8			Coding Scheme Note 25
227	MISS_1	Num	8	HAMISS.		Count of: violates skip pattern
228	MISS_4	Num	8	HAMISS.		Count of: incomplete grid error
229	MISS_5	Num	8	HAMISS.		Count of: scalable reponse of don't know
230	MISS_6	Num	8	HAMISS.		Count of: not applicable - valid skip
231	MISS_7	Num	8	HAMISS.		Count of: out-of-range error
232	MISS_9	Num	8	HAMISS.		Count of: no response - invalid skip
233	MISS_TOT	Num	8	HAMISS.		Total number of missing responses
234	XENRLLMT	Num	8	ENROLL.		Enrollment in TRICARE Prime
235	XENR_PCM	Num	8	PCM.		Enrollment by PCM type
236	XINS_COV	Num	8	INSURE.		Insurance Coverage
237	XBENCAT	Num	8	XBENCAT.		Beneficiary Category
238	XENR_RSV	Num	8	XENRRSV.		Enrollment by PCM type - Reservist
239	XINS_RSV	Num	8	XINSRSV.		Insurance Coverage - Reservist
240	XREGION	Num	3	CREG.		XREGION - Region
241	XTNEXREG	Num	3	TNEX.		TNEX Region - Based on Location of Health Services
242	USA	Num	3	USAMHS.		USA - USA/OCONUS Indicator
243	XOCONUS	Num	3	XOCONUS.		Overseas Europe/Pacific/Latin Indicator
244	OUTCATCH	Num	8	OCATCH.		Out of catchment area indicator
245	XSEXA	Num	8	HASEX.		Male or Female - R
246	XBMI	Num	8			Body Mass Index
247	XBMICAT	Num	3	XBMICAT.		Body Mass Index Category
248	XBNFGRP	Num	8	XBGC_S.		Constructed Beneficiary Group
249	XSERVAFF	Num	3	XSERVAFF.		Service Affiliation
250	KMILOPQY	Num	8	HAGRID.		Outpat. visits-use Military fcilty most
251	KCIVOPQY	Num	8	HAGRID.		Outpat. visits-use Civilian fcilty most
252	KCIVINS	Num	8	HAYNN2_.		Beneficiary covered by civilian insurance
253	HP_PRNTL	Num	8	PRNTL.		Prngt in lst yr, receivd cre lst trimstr
254	HP_MAMOG	Num	8	HAYNN.		Women 40>=, mammography in pst 2 yrs
255	HP_MAM50	Num	8	HAYNN.		Women 50>=, mammography in pst 2 yrs
256	HP_PAP	Num	8	HAYNN.		All women, Pap smear in last 3 yrs
257	HP_BP	Num	8	HAYNN2_.		Bld prsré chck in last 2 yrs, know rsults
258	HP_FLU	Num	8	HAYNN.		65 and older, flu shot in last 12 mnths
259	HP_OBESE	Num	8	HAYNN.		Obese/Morbidly obese
260	HP_SMOKE	Num	8	HAYNN.		Advised to quit smoking in last 12 mnths
261	HP_SMKH3	Num	8	SMOKE.		Smoker under HEDIS definition (modified)
262	HP_CESH3	Num	8	SMOKE.		Had smoking cessation counseling - HEDIS (modified)
263	XCATCH	Num	8	CACR.		XCATCH - Catchment Area (Reporting)
264	POSTCELL	Char	5			ps cell for new wts - for all 4 quarters
265	FWRWT1	Num	8			Replicated/JackKnife NEW Weight 1
266	FWRWT2	Num	8			Replicated/JackKnife NEW Weight 2
267	FWRWT3	Num	8			Replicated/JackKnife NEW Weight 3
268	FWRWT4	Num	8			Replicated/JackKnife NEW Weight 4
269	FWRWT5	Num	8			Replicated/JackKnife NEW Weight 5
270	FWRWT6	Num	8			Replicated/JackKnife NEW Weight 6
271	FWRWT7	Num	8			Replicated/JackKnife NEW Weight 7
272	FWRWT8	Num	8			Replicated/JackKnife NEW Weight 8
273	FWRWT9	Num	8			Replicated/JackKnife NEW Weight 9
274	FWRWT10	Num	8			Replicated/JackKnife NEW Weight 10
275	FWRWT11	Num	8			Replicated/JackKnife NEW Weight 11
276	FWRWT12	Num	8			Replicated/JackKnife NEW Weight 12
277	FWRWT13	Num	8			Replicated/JackKnife NEW Weight 13
278	FWRWT14	Num	8			Replicated/JackKnife NEW Weight 14
279	FWRWT15	Num	8			Replicated/JackKnife NEW Weight 15
280	FWRWT16	Num	8			Replicated/JackKnife NEW Weight 16
281	FWRWT17	Num	8			Replicated/JackKnife NEW Weight 17
282	FWRWT18	Num	8			Replicated/JackKnife NEW Weight 18
283	FWRWT19	Num	8			Replicated/JackKnife NEW Weight 19
284	FWRWT20	Num	8			Replicated/JackKnife NEW Weight 20
285	FWRWT21	Num	8			Replicated/JackKnife NEW Weight 21

## The CONTENTS Procedure

## Variables in Creation Order

#	Variable	Type	Len	Format	Informat	Label
286	FWRWT22	Num	8			Replicated/JackKnife NEW Weight 22
287	FWRWT23	Num	8			Replicated/JackKnife NEW Weight 23
288	FWRWT24	Num	8			Replicated/JackKnife NEW Weight 24
289	FWRWT25	Num	8			Replicated/JackKnife NEW Weight 25
290	FWRWT26	Num	8			Replicated/JackKnife NEW Weight 26
291	FWRWT27	Num	8			Replicated/JackKnife NEW Weight 27
292	FWRWT28	Num	8			Replicated/JackKnife NEW Weight 28
293	FWRWT29	Num	8			Replicated/JackKnife NEW Weight 29
294	FWRWT30	Num	8			Replicated/JackKnife NEW Weight 30
295	FWRWT31	Num	8			Replicated/JackKnife NEW Weight 31
296	FWRWT32	Num	8			Replicated/JackKnife NEW Weight 32
297	FWRWT33	Num	8			Replicated/JackKnife NEW Weight 33
298	FWRWT34	Num	8			Replicated/JackKnife NEW Weight 34
299	FWRWT35	Num	8			Replicated/JackKnife NEW Weight 35
300	FWRWT36	Num	8			Replicated/JackKnife NEW Weight 36
301	FWRWT37	Num	8			Replicated/JackKnife NEW Weight 37
302	FWRWT38	Num	8			Replicated/JackKnife NEW Weight 38
303	FWRWT39	Num	8			Replicated/JackKnife NEW Weight 39
304	FWRWT40	Num	8			Replicated/JackKnife NEW Weight 40
305	FWRWT41	Num	8			Replicated/JackKnife NEW Weight 41
306	FWRWT42	Num	8			Replicated/JackKnife NEW Weight 42
307	FWRWT43	Num	8			Replicated/JackKnife NEW Weight 43
308	FWRWT44	Num	8			Replicated/JackKnife NEW Weight 44
309	FWRWT45	Num	8			Replicated/JackKnife NEW Weight 45
310	FWRWT46	Num	8			Replicated/JackKnife NEW Weight 46
311	FWRWT47	Num	8			Replicated/JackKnife NEW Weight 47
312	FWRWT48	Num	8			Replicated/JackKnife NEW Weight 48
313	FWRWT49	Num	8			Replicated/JackKnife NEW Weight 49
314	FWRWT50	Num	8			Replicated/JackKnife NEW Weight 50
315	FWRWT51	Num	8			Replicated/JackKnife NEW Weight 51
316	FWRWT52	Num	8			Replicated/JackKnife NEW Weight 52
317	FWRWT53	Num	8			Replicated/JackKnife NEW Weight 53
318	FWRWT54	Num	8			Replicated/JackKnife NEW Weight 54
319	FWRWT55	Num	8			Replicated/JackKnife NEW Weight 55
320	FWRWT56	Num	8			Replicated/JackKnife NEW Weight 56
321	FWRWT57	Num	8			Replicated/JackKnife NEW Weight 57
322	FWRWT58	Num	8			Replicated/JackKnife NEW Weight 58
323	FWRWT59	Num	8			Replicated/JackKnife NEW Weight 59
324	FWRWT60	Num	8			Replicated/JackKnife NEW Weight 60
325	FWRWT	Num	8			Final NEW Weight

***PAGE IS INTENTIONALLY LEFT BLANK TO ALLOW FOR DOUBLE-SIDED COPYING***

**APPENDIX G**

**RESPONSE RATE TABLES – QUARTER III**

***PAGE IS INTENTIONALLY LEFT BLANK TO ALLOW FOR DOUBLE-SIDED COPYING***



TABLE G.1

## RESPONSE RATES BY SURVEY VERSION RECEIVED– QUARTER III, 2012

	Unweighted Response Rate	Weighted Response Rate
Flag 1	15.9	13.3
Flag 2	16.9	14.3
Flag 3	16	13.6
Flag 4	20.9	39.2
Active Duty w/o an email address	95.5	93.7

TABLE G.2

## RESPONSE RATES BY EMAIL INDICATOR– QUARTER III, 2012

	Unweighted Response Rate	Weighted Response Rate
Non-Active Duty	22.7	43.2
Active Duty without email	2.6	2.4
Active Duty with email	17.3	14.8

TABLE G.3

## RESPONSE RATES BY ENROLLMENT AND BENEFICIARY CATEGORY– QUARTER III, 2012

	Unweighted Response Rate	Weighted Response Rate
Active Duty	16.5	13.8
Active Duty fam,Prime,civ PCM	13.2	13.5
Active Duty fam,Prime,mil PCM	14.5	13.7
Active Duty fam,non-enrollee	9.6	11.4
Retired,<65,civ PCM	38.8	40.2
Retired,<65,mil PCM	38.1	38.4
Retired,<65,non-enrollee	32.5	34.7
Retired,65+,enrolled	71.0	71.2
Retired,65+,non-enrollee	66.5	66.5
TRICARE Reserve Select	20.2	20.2

TABLE G.4

## RESPONSE RATES BY XOCONUS – QUARTER III, 2012

	Unweighted Response Rate	Weighted Response Rate
In US/Missing Region	20.6	36.9
Europe	16.7	17.0
Western Pacific	14.6	15.3
Latin America	16.6	48.7

TABLE G.5

## RESPONSE RATES BY SEX – QUARTER III, 2012

	Unweighted Response Rate	Weighted Response Rate
Male	20.0	35.0
Female	19.9	37.4

TABLE G.6

## RESPONSE RATES BY CONUS/OCONUS INDICATOR – QUARTER III, 2012

	Unweighted Response Rate	Weighted Response Rate
Invalid/Missing	11.0	22.8
Not in USA	15.9	19.7
In USA	20.9	37.2

TABLE G.7

## RESPONSE RATES BY BENEFICIARY CATEGORY – QUARTER III, 2012

	Unweighted Response Rate	Weighted Response Rate
Active Duty and Guard/Reserve	16.5	14.0
Dependent of Active Duty & Guard/Reserve	12.5	13.7
Retiree/Depend of Retir/Surviv/Other 65+	66.9	67.0
Retiree/Depend of Retir/Surviv/Other <65	36.1	37.1

TABLE G.8

## RESPONSE RATES BY SAMPLING CATCHMENT AREA - QUARTER III, 2012

	Unweighted Response Rate	Weighted Response Rate
Fox AHC-Redstone Arsenal	25.8	27.1
Lyster AHC-Ft. Rucker	20.0	24.6
42nd Medical Group-Maxwell	29.9	34.0
Bassett ACH-Ft. Wainwright	10.6	11.8
3rd Med Grp-Elmendorf	26.8	33.3
R W Bliss AHC-Ft. Huachuca	16.5	22.3
56th Med Grp-Luke	31.8	44.4
355th Med Grp-Davis Monthan	27.4	37.2
60th Med Grp-Travis	22.2	37.8
95th Med Grp-Edwards	23.0	23.5
NH Camp Pendleton	15.1	26.9
NBHC Port Hueneme	23.9	25.0
NH LeMoore	17.9	31.4
NMC San Diego	18.6	32.1
NH Twentynine Palms	17.6	17.7
Evans ACH-Ft. Carson	10.2	21.8
10th Med Group-USAF Academy CO	23.8	39.0
Walter Reed AMC-Washington DC	63.2	64.2
NH Pensacola	20.3	31.4
NH Jacksonville	23.1	35.7
96th Med Grp-Eglin	22.6	39.3
325th Med Grp-Tyndall	25.9	32.9
6th Med Grp-MacDill	25.2	30.4
45th Med Grp-Patrick	27.5	43.5
Eisenhower AMC-Ft. Gordon	17.6	35.6
Martin ACH-Ft. Benning	12.4	24.4
Winn ACH-Ft. Stewart	12.4	23.0
78th Med Grp-Robins	25.0	29.4
Tripler AMC-Ft. Shafter	13.6	20.3

TABLE G.8 (continued)

	Unweighted Response Rate	Weighted Response Rate
366th Med Grp-Mountain Home	20.1	32.1
375th Med Grp-Scott	31.3	40.5
FHCC-Formerly NHC Great Lakes	10.5	21.2
Irwin ACH-Ft. Riley	11.7	16.2
Munson AHC-Ft. Leavenworth	24.2	27.3
Blanchfield ACH-Ft. Campbell	8.2	14.4
Ireland ACH-Ft. Knox	18.5	29.0
2nd Med Grp-Barksdale	21.4	23.8
Bayne-Jones ACH-Ft. Polk	10.4	11.5
779th Med Grp-Andrews	24.4	25.7
Walter Reed Natl Mil Med Cntr	25.2	40.0
NHC Patuxent River	20.7	25.5
Kimbrough Amb Car Cen-Ft Meade	20.5	26.9
81st Med Grp-Keesler	23.0	53.2
L. Wood ACH-Ft. Leonard Wood	11.7	19.4
55th Med Grp-Offutt	22.0	29.9
99th Med Grp-O'Callaghan Hosp	29.0	39.3
377th Med Grp-Kirtland	23.1	27.0
Keller ACH-West Point	16.7	35.2
Womack AMC-Ft. Bragg	13.4	17.5
NH Camp Lejeune	14.5	18.9
NHC Cherry Point	22.0	27.5
88th Med Grp-Wright-Patterson	23.8	39.1
72nd Med Grp-Tinker	26.6	34.7
Reynolds ACH-Ft. Sill	16.8	33.1
20th Med Grp-Shaw	23.2	23.2
Naval Health Clinic Charleston	18.3	20.4
NH Beaufort	14.5	38.1
Moncrief ACH-Ft. Jackson	13.6	24.8
William Beaumont AMC-Ft. Bliss	11.7	21.8
Brooke AMC-Ft. Sam Houston	20.5	36.3

TABLE G.8 (continued)

	Unweighted Response Rate	Weighted Response Rate
Darnall ACH-Ft. Hood	10.9	23.3
7th Med Grp-Dyess	23.5	36.1
82nd Med Grp-Sheppard	26.3	32.1
59th Med Wing-Lackland	23.5	46.1
NHC Corpus Christi	17.0	17.5
75th Med Grp-Hill	25.7	28.5
633rd Med Grp Langley-Eustis	20.8	25.6
McDonald AHC-Ft. Eustis	14.2	18.4
Kenner AHC-Ft. Lee	17.8	22.1
Ft Belvoir Community Hosp-FBCH	28.3	40.7
NMC Portsmouth	19.3	28.5
Madigan AMC-Ft. Lewis	15.3	26.2
NH Bremerton	17.4	24.8
NH Oak Harbor	16.7	19.5
92nd Med Grp-Fairchild	30.2	34.8
90th Med Grp-F.E. Warren	18.9	20.0
Weed ACH-Ft. Irwin	8.9	7.9
NBHC NAS North Island	22.6	24.7
21st Med Grp-Peterson	30.6	32.7
NHC Hawaii	19.7	19.6
NBHC Portsmouth	22.6	27.9
Guthrie AHC-Ft. Drum	8.8	8.2
359th Med Grp-Randolph	26.6	37.5
NBHC Little Creek	17.4	21.5
NHC Quantico	20.5	22.3
NBHC Oceana	16.2	19.2
NBHC Mayport	18.0	19.2
NBHC NTC San Diego	23.6	46.8
NBHC Navsta Sewells	19.1	18.4
Heidelberg Meddacc	17.7	19.6
Landstuhl Regional Medcen	12.9	15.6

TABLE G.8 (continued)

	Unweighted Response Rate	Weighted Response Rate
Bavaria Meddac	12.1	11.6
Vicenza Medical Services Cntr	3.7	18.6
Brian Allgood ACH-Seoul	8.5	8.2
NH Guantanamo Bay	18.6	18.5
NH Naples	16.5	16.8
NH Guam-Agana	14.4	15.8
NH Okinawa	13.3	16.2
NH Yokosuka	11.6	12.9
48th Med Grp-Lakenheath	20.8	22.5
374th Med Grp-Yokota AB	21.3	24.8
422 ABS Med Flt-Croughton	16.7	16.0
470 Med Flt-Geilenkirchen	26.1	29.8
18th Med Grp-Kadena AB	17.0	17.1
52nd Med Group-Spangdahlem	23.3	23.9
RAF Upwood	19.0	16.7
USCG Clinic Detroit	40.0	42.1
USCG Clinic Key West	50.0	51.7
TRICARE Outpatient-Chula Vista	27.3	26.5
Naval Health Care New England	16.1	17.4
Menwith Hill Medical Center	27.3	29.5
Out of Catchment North Region	24.2	45.4
Out of Catchment South Region	23.5	47.4
Out of Catchment West Region	25.9	48.9
Out of Catchment OCONUS Region	13.1	27.0

Note: The Sampling Catchment Area variable is only provided in the restricted use file to maintain respondent confidentiality.

TABLE G.9

RESPONSE RATES BY SERVICE AFFILIATION – QUARTER III, 2012

	Unweighted Response Rate	Weighted Response Rate
Missing/unknown	33.3	56.9
Army	14.0	24.3
Coast Guard	35.9	36.4
Air Force	23.9	35.6
Administrative	6.3	6.4
Support Contractor	21.6	36.0
Navy	17.1	26.7
Noncatchment	22.4	51.2
USTF	40.4	54.5

TABLE G.10

RESPONSE RATES BY SERVICE – QUARTER III, 2012

	Unweighted Response Rate	Weighted Response Rate
Army	15.4	31.3
Navy	20.4	38.3
Marine Corps	14.1	26.0
Air Force	25.8	44.2
Coast Guard	29.1	38.9
Other/Unknown	35.4	40.7

TABLE G.11

RESPONSE RATES BY TNEC REGION – QUARTER III, 2012

	Unweighted Response Rate	Weighted Response Rate
North	20.4	35.4
South	21.4	39.8
West	20.8	36.1
Overseas	15.0	19.0

TABLE G.12

RESPONSE RATES BY SURVEY QUESTIONNAIRE RECEIVED AND EMAIL INDICATOR—  
QUARTER III, 2012

Survey Questionnaire Received	Email Indicator	Unweighted Response Rate	Weighted Response Rate
Flag 1	AD with email	16.8	14.3
Flag 2	AD with email	17.9	15.3
Flag 3	AD with email	17	14.5
Flag 4	Non-AD	22.7	43.2
Flag 4	AD without email	1.8	1.2
Flag 4	AD with email	17.3	14.9
Active Duty w/o an email address	AD without email	95.5	93.7



TABLE G.13

## RESPONSE RATES BY COMBINED GEOGRAPHIC AREA – QUARTER III, 2012

TNEX Region	Catchment Area	Unweighted Response Rate	Weighted Response Rate
North	Walter Reed AMC-Washington DC	63.2	64.2
North	375th Med Grp-Scott	31.3	40.5
North	FHCC-Formerly NHC Great Lakes	10.5	21.2
North	Blanchfield ACH-Ft. Campbell	8.2	14.4
North	Ireland ACH-Ft. Knox	18.5	29.0
North	779th Med Grp-Andrews	24.4	25.7
North	Walter Reed Natl Mil Med Cntr	25.2	40.0
North	NHC Patuxent River	20.7	25.5
North	Kimbrough Amb Car Cen-Ft Meade	20.5	26.9
North	Keller ACH-West Point	16.7	35.2
North	Womack AMC-Ft. Bragg	13.4	17.5
North	NH Camp Lejeune	14.5	18.9
North	NHC Cherry Point	22.0	27.5
North	88th Med Grp-Wright-Patterson	23.8	39.1
North	633rd Med Grp Langley-Eustis	20.8	25.6
North	McDonald AHC-Ft. Eustis	14.2	18.4
North	Kenner AHC-Ft. Lee	17.8	22.1
North	Ft Belvoir Community Hosp-FBCH	28.3	40.7
North	NMC Portsmouth	19.3	28.5
North	NBHC Portsmouth	22.6	27.9
North	Guthrie AHC-Ft. Drum	8.8	8.2
North	NBHC Little Creek	17.4	21.5
North	NHC Quantico	20.5	22.3
North	NBHC Oceana	16.2	19.2
North	NBHC Navsta Sewells	19.1	18.4
North	USCG Clinic Detroit	40.0	42.1
North	Naval Health Care New England	16.1	17.4
North	Menwith Hill Medical Center	100.0	100.0
North	Out of Catchment North Region	24.2	45.4

TABLE G.13 (continued)

TNEX Region	Catchment Area	Unweighted Response Rate	Weighted Response Rate
North	Out of Catchment OCONUS Region	11.6	30.7
South	Fox AHC-Redstone Arsenal	25.8	27.1
South	Lyster AHC-Ft. Rucker	20.0	24.6
South	42nd Medical Group-Maxwell	29.9	34.0
South	NH Pensacola	20.3	31.4
South	NH Jacksonville	23.1	35.7
South	96th Med Grp-Eglin	22.6	39.3
South	325th Med Grp-Tyndall	25.9	32.9
South	6th Med Grp-MacDill	25.2	30.4
South	45th Med Grp-Patrick	27.5	43.5
South	Eisenhower AMC-Ft. Gordon	17.6	35.6
South	Martin ACH-Ft. Benning	12.4	24.4
South	Winn ACH-Ft. Stewart	12.4	23.0
South	78th Med Grp-Robins	25.0	29.4
South	2nd Med Grp-Barksdale	21.4	23.8
South	Bayne-Jones ACH-Ft. Polk	10.4	11.5
South	81st Med Grp-Keesler	23.0	53.2
South	72nd Med Grp-Tinker	26.6	34.7
South	Reynolds ACH-Ft. Sill	16.8	33.1
South	20th Med Grp-Shaw	23.2	23.2
South	Naval Health Clinic Charleston	18.3	20.4
South	NH Beaufort	14.5	38.1
South	Moncrief ACH-Ft. Jackson	13.6	24.8
South	Brooke AMC-Ft. Sam Houston	20.5	36.3
South	Darnall ACH-Ft. Hood	10.9	23.3
South	7th Med Grp-Dyess	23.5	36.1
South	82nd Med Grp-Sheppard	26.3	32.1
South	59th Med Wing-Lackland	23.5	46.1
South	NHC Corpus Christi	17.0	17.5
South	359th Med Grp-Randolph	26.6	37.5
South	NBHC Mayport	18.0	19.2

TABLE G.13 (continued)

TNEX Region	Catchment Area	Unweighted Response Rate	Weighted Response Rate
South	USCG Clinic Key West	46.7	46.7
South	Out of Catchment South Region	23.5	47.4
South	Out of Catchment OCONUS Region	14.3	24.2
West	Bassett ACH-Ft. Wainwright	10.6	11.8
West	3rd Med Grp-Elmendorf	26.8	33.3
West	R W Bliss AHC-Ft. Huachuca	16.5	22.3
West	56th Med Grp-Luke	31.8	44.4
West	355th Med Grp-Davis Monthan	27.4	37.2
West	60th Med Grp-Travis	22.2	37.8
West	95th Med Grp-Edwards	23.0	23.5
West	NH Camp Pendleton	15.1	26.9
West	NBHC Port Hueneme	23.9	25.0
West	NH LeMoore	17.9	31.4
West	NMC San Diego	18.6	32.1
West	NH Twentynine Palms	17.6	17.7
West	Evans ACH-Ft. Carson	10.2	21.8
West	10th Med Group-USAF Academy CO	23.8	39.0
West	Tripler AMC-Ft. Shafter	13.6	20.3
West	366th Med Grp-Mountain Home	20.1	32.1
West	Irwin ACH-Ft. Riley	11.7	16.2
West	Munson AHC-Ft. Leavenworth	24.2	27.3
West	L. Wood ACH-Ft. Leonard Wood	11.7	19.4
West	55th Med Grp-Offutt	22.0	29.9
West	99th Med Grp-O'Callaghan Hosp	29.0	39.3
West	377th Med Grp-Kirtland	23.1	27.0
West	William Beaumont AMC-Ft. Bliss	11.7	21.8
West	75th Med Grp-Hill	25.7	28.5
West	Madigan AMC-Ft. Lewis	15.3	26.2
West	NH Bremerton	17.4	24.8
West	NH Oak Harbor	16.7	19.5
West	92nd Med Grp-Fairchild	30.2	34.8

TABLE G.13 (continued)

TNEX Region	Catchment Area	Unweighted Response Rate	Weighted Response Rate
West	90th Med Grp-F.E. Warren	18.9	20.0
West	Weed ACH-Ft. Irwin	8.9	7.9
West	NBHC NAS North Island	22.6	24.7
West	21st Med Grp-Peterson	30.6	32.7
West	NHC Hawaii	19.7	19.6
West	NBHC NTC San Diego	23.6	46.8
West	USCG Clinic Key West	100.0	100.0
West	TRICARE Outpatient-Chula Vista	27.3	26.5
West	Out of Catchment West Region	25.9	48.9
West	Out of Catchment OCONUS Region	14.5	35.2
Overseas	Heidelberg Meddac	17.7	19.6
Overseas	Landstuhl Regional Medcen	12.9	15.6
Overseas	Bavaria Meddac	12.1	11.6
Overseas	Vicenza Medical Services Cntr	3.7	18.6
Overseas	Brian Allgood ACH-Seoul	8.5	8.2
Overseas	NH Guantanamo Bay	18.6	18.5
Overseas	NH Naples	16.5	16.8
Overseas	NH Guam-Agana	14.4	15.8
Overseas	NH Okinawa	13.3	16.2
Overseas	NH Yokosuka	11.6	12.9
Overseas	48th Med Grp-Lakenheath	20.8	22.5
Overseas	374th Med Grp-Yokota AB	21.3	24.8
Overseas	422 ABS Med Flt-Croughton	16.7	16.0
Overseas	470 Med Flt-Geilenkirchen	26.1	29.8
Overseas	18th Med Grp-Kadena AB	17.0	17.1
Overseas	52nd Med Group-Spangdahlem	23.3	23.9
Overseas	RAF Upwood	19.0	16.7
Overseas	Menwith Hill Medical Center	20.0	18.9
Overseas	Out of Catchment OCONUS Region	13.1	25.6

Note: The Sampling Catchment Area variable is only provided on the restricted use file to maintain respondent confidentiality.

TABLE G.14

## RESPONSE RATES BY BENEFICIARY CATEGORY AND SEX – QUARTER III, 2012

Beneficiary Category	Sex	Unweighted Response Rate	Weighted Response Rate
Active Duty and Guard/Reserve	Male	16.0	13.4
Active Duty and Guard/Reserve	Female	19.2	17.4
Dependent of Active Duty & Guard/Reserve	Male	7.8	10.2
Dependent of Active Duty & Guard/Reserve	Female	13.2	14.2
Retiree/Depend of Retir/Surviv/Other 65+	Male	71.1	71.3
Retiree/Depend of Retir/Surviv/Other 65+	Female	63.2	63.2
Retiree/Depend of Retir/Surviv/Other <65	Male	36.3	37.0
Retiree/Depend of Retir/Surviv/Other <65	Female	35.9	37.3

TABLE G.15

## RESPONSE RATES BY BENEFICIARY CATEGORY AND SERVICE – QUARTER III, 2012

Beneficiary	Service	Unweighted Response Rate	Weighted Response Rate
Active Duty and Guard/Reserve	Army	9.2	7.9
Active Duty and Guard/Reserve	Navy	15.0	14.5
Active Duty and Guard/Reserve	Marine Corps	8.9	9.0
Active Duty and Guard/Reserve	Air Force	25.4	25.5
Active Duty and Guard/Reserve	Coast Guard	35.1	35.5
Active Duty and Guard/Reserve	Other/Unknown	42.4	44.6
Dependent of Active Duty & Guard/Reserve	Army	10.5	12.1
Dependent of Active Duty & Guard/Reserve	Navy	13.6	14.3
Dependent of Active Duty & Guard/Reserve	Marine Corps	11.6	12.8
Dependent of Active Duty & Guard/Reserve	Air Force	14.6	16.4
Dependent of Active Duty & Guard/Reserve	Coast Guard	15.6	17.6
Dependent of Active Duty & Guard/Reserve	Other/Unknown	26.4	29.7
Retiree/Depend of Retir/Surviv/Other 65+	Army	66.3	66.5
Retiree/Depend of Retir/Surviv/Other 65+	Navy	66.3	66.4
Retiree/Depend of Retir/Surviv/Other 65+	Marine Corps	61.7	61.4
Retiree/Depend of Retir/Surviv/Other 65+	Air Force	69.0	68.9
Retiree/Depend of Retir/Surviv/Other 65+	Coast Guard	65.0	66.6
Retiree/Depend of Retir/Surviv/Other 65+	Other/Unknown	50.0	50.0
Retiree/Depend of Retir/Surviv/Other <65	Army	34.6	34.9
Retiree/Depend of Retir/Surviv/Other <65	Navy	36.2	37.1
Retiree/Depend of Retir/Surviv/Other <65	Marine Corps	36.4	34.7
Retiree/Depend of Retir/Surviv/Other <65	Air Force	37.4	40.5
Retiree/Depend of Retir/Surviv/Other <65	Coast Guard	33.3	35.4
Retiree/Depend of Retir/Surviv/Other <65	Other/Unknown	37.8	41.5